

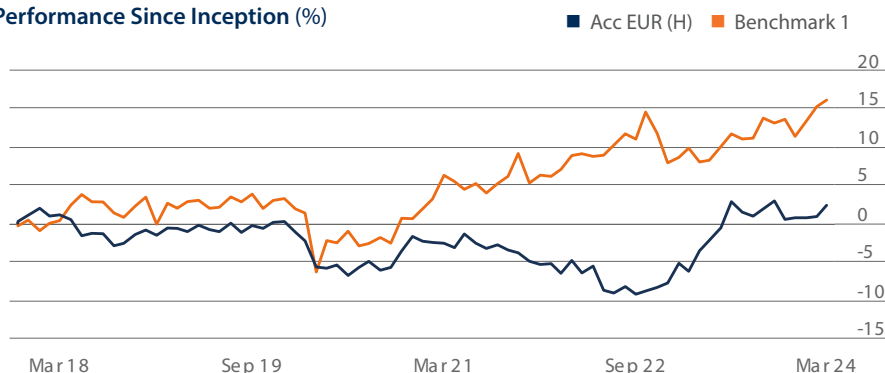
First Trust FactorFX UCITS ETF

The Fund's investment objective is to deliver to investors total returns with lower correlation to the broader equity and bond markets over the medium to long term through its exposure to global currencies and related markets. The actively managed Fund adopts a multi-factor approach when investing in developed and emerging markets, and does so primarily through sovereign fixed income securities denominated in local and global currencies, and/or currency related financial instruments.

Performance

The figures shown relate to past performance and do not predict future returns

Performance Since Inception (%)



Performance Summary (%)	1 M	3 M	YTD	1 Y	3 Y	5 Y	Since Inception
Acc EUR (H)	1.46	1.62	1.62	6.17	1.67	0.68	0.36
Benchmark 1	0.74	4.26	4.26	7.49	3.00	2.46	2.39

Performance for periods under one year is cumulative and over one year is annualised.

12-Month Performance Periods (%)	31.03.19 31.03.20	31.03.20 31.03.21	31.03.21 31.03.22	31.03.22 31.03.23	31.03.23 31.03.24
Acc EUR (H)	-4.68	3.29	-2.32	1.33	6.17
Benchmark 1	-8.95	13.50	2.42	-0.75	7.49

Fund performance is the performance of the share class since its inception, shown net of fees including re-invested dividends in the base currency of the share class. The Benchmark and Blended Indicator currency is different to the base currency of the share class. Performance can go up as well as down, and investors may lose some or all of their capital. Returns may increase or decrease as a result of currency and exchange rate fluctuations. Please refer to the 'Risks' section on Page 3 for more details on risks associated with an investment in the fund.

On 01 December 2017 the Fund's benchmark changed from the J.P. Morgan G10 FX Carry USD Index to the Bloomberg G10 Carry Index.

On 22 December 2022 a second benchmark, a 50/50 blend of the Bloomberg G10 Carry Index and Bloomberg Emerging Carry Index was added for performance purposes.

¹The ongoing charges figure is based on the Fund's annual management fee, whereby the Investment Manager is responsible for the costs involved in running the Fund. In the event that the Fund's running costs exceed the stated figure the Investment Manager shall pay the excess from its own assets. The ongoing charges figure excludes portfolio transaction costs. Details of the transaction costs are available from your broker or financial advisor and at www.ftgportfolios.com. The figure may vary from year to year.

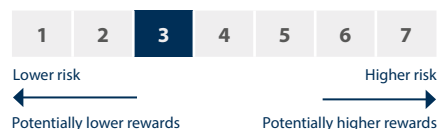
FXEU	Acc EUR
ISIN	IE00BD5HBS12
Asset Class	Fixed Income
Fund Inception	27.07.2017
Share Class Inception	29.11.2017
Total Expense Ratio	0.75%
Base Currency	USD
Trading Currency	EUR (Hedged)
Income Treatment	Accumulating
Total Fund AUM	\$6.44 million
Outstanding Shares	172,040
UCITS Compliant	Yes
Domicile	Ireland
SFDR Classification	Article 6
Investment Manager	First Trust Global Portfolios
Investment Method	Active Management

Benchmark 1

Bloomberg Cumulative FX Carry Trade Index for Managed G10 Currencies (the "Bloomberg G10 Carry Index")

The Fund uses the Bloomberg G10 Carry Index and Bloomberg Emerging Carry Index for performance purposes only and is not managed in reference to the Benchmark.

RISK AND REWARD PROFILE



The Synthetic Risk and Reward Indicator (SRRI) illustrates a fund's risk and reward profile through a number between 1 and 7.

Trading Information

Exchange	Ccy	Ticker	SEDOL
Euronext Amsterdam	EUR	FXEU NA	BD1KG89
✓ ISA	✓ SIPP	✓ UK Reporting Status	

Portfolio

TOP HOLDINGS (%)¹

U.S. Treasury Note, 2%, due 02/15/2025	8.56
U.S. Treasury Note, 0.375%, due 04/15/2024	8.47
U.S. Treasury Note, 2.50%, due 05/15/2024	8.45
U.S. Treasury Note, 2.375%, due 08/15/2024	8.39
U.S. Treasury Note, 0.375%, due 07/15/2024	8.36
U.S. Treasury Note, 0.375%, due 09/15/2024	8.30
U.S. Treasury Note, 0.625%, due 10/15/2024	8.28
U.S. Treasury Note, 1.125%, due 01/15/2025	7.78
U.S. Treasury Note, 0.75%, due 11/15/2024	7.65
U.S. Treasury Note, 1%, due 12/15/2024	7.64

FUND INFORMATION

Implied Yield ²	10.29%
Bond Yield	4.88%
Implied Currency Carry	5.41%
Weighted Average Duration (Years)	0.4
Number of Holdings	38
Average Long	7.71%
Average Short	-16.37%
Allocation	100.00%
Net Foreign Exposure	7.82%
Net USD Exposure	92.18%

REPRESENTATIVE PORTFOLIO EXPOSURE (%)

FX	Currency Forward	Government Bond	Total Economic Exposure
GBP	25.28	0.00	25.28
EUR	20.07	0.00	20.07
ZAR	13.63	0.00	13.63
NZD	13.29	0.00	13.29
INR	11.13	0.00	11.13
MXN	8.36	0.00	8.36
COP	8.06	0.00	8.06
BRL	6.97	0.00	6.97
IDR	6.15	0.00	6.15
HUF	4.20	0.00	4.20
CAD	3.66	0.00	3.66
PHP	3.54	0.00	3.54
NOK	3.24	0.00	3.24
SEK	3.12	0.00	3.12
CLP	2.80	0.00	2.80
THB	1.92	0.00	1.92
PLN	1.74	0.00	1.74
PEN	1.59	0.00	1.59
SGD	-0.21	0.00	-0.21
CZK	-4.21	0.00	-4.21
CNH	-5.06	0.00	-5.06
KRW	-8.00	0.00	-8.00
ILS	-14.47	0.00	-14.47
JPY	-20.09	0.00	-20.09
AUD	-31.79	0.00	-31.79
CHF	-47.09	0.00	-47.09
USD	0.00	93.16	
Net Foreign	7.82	0.00	
Net USD	-7.82	100.00	
Net Total	0.00	100.00	

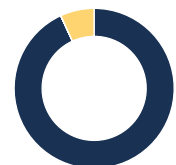
MATURITY BREAKDOWN (%)

0-1 Year	100.00
1-2 Years	0.00
2-3 Years	0.00
3-5 Years	0.00
5-7 Years	0.00
7-10 Years	0.00



CREDIT QUALITY BREAKDOWN (%)³

AAA	93.16
AA	0.00
A	0.00
BBB	0.00
BB	0.00
Cash	6.84



¹The top 10 holdings as a percentage of the Total Net Assets. Portfolio holdings are subject to change at any time. References to specific securities should not be construed as a recommendation to buy or sell and should not be assumed profitable. On occasion, the top ten holdings illustrated in this document may be less than ten.

²The Implied Yield is the sum of the yield-to-maturity of the government bond portfolio plus the Implied Carry from the currency forwards. It is the expected return of the product assuming no change in the interest rates or spot prices and is comparable measure to yield-to-worst in domestic fixed income products. The Implied Carry in currency forwards is the annualised difference between the spot and forward price of the currency pair. It is the expected return of the currency pair assuming no change in spot price of the tenor of the forward.

³The credit quality ratings are sourced from ICE Data Services and are a simple average of the Moody's, S&P and Fitch bond ratings. For an Index it is the average of its constituent security composite ratings, weighted by full market value. The credit ratings shown relate to the creditworthiness of the issuers of the underlying securities in the Fund, and not to the Fund or its shares. Credit ratings are subject to change. For illustrative purposes only.

Index Description

1. The Bloomberg Cumulative FX Carry Trade Index for Managed G10 Currencies measures the cumulative total return of a buy-and-hold carry trade position that is long the three highest yielding G10 currencies and is fully funded with short positions in the lowest three yielding G10 currencies. It is assumed that the investment is in three-month money-market securities, with each of the six G10 currencies assigned an equal weight in the currency basket. The basket is rebalanced daily and comprises the United States Dollar, Euro, Japanese Yen, British Pound, Canadian Dollar, Australian Dollar, New Zealand Dollar, Swiss Franc, Danish Krone, Norwegian Krone and Swedish Krona.
2. The Bloomberg Cumulative FX Carry Trade Index for 8 Emerging Market Currencies measures the cumulative total return of a buy-and-hold carry trade position that is long eight emerging market currencies (Brazilian Real, Mexican Peso, Indian Rupee, Indonesian Rupiah, South African Rand, Turkish Lira, Hungarian Forint, Polish Zloty) that is fully funded with short positions in the U.S. dollar. It is assumed that the investment is in three-month money-market securities, with each of the eight EM currencies assigned an equal weight in the currency basket.

Risks

- **The Fund may not achieve its investment objective and the value of shares in the Fund may fall.**
- Neither First Trust Global Portfolios Management Limited ("FTGPM") nor any of its affiliates, guarantees the performance or the future returns of the Fund.
- Although the Fund may invest substantially in cash deposits, cash equivalents, certificates of deposits and/or money market instruments in order to facilitate trading in derivatives where the underlying assets are primarily currencies, shares in the Fund are not deposits and are different in nature to a deposit in that the investment is not guaranteed and the value of the investment is capable of fluctuation. Investment in the Fund involves certain investment risks, including the possible loss of principal.
- The Fund may invest in schemes which are substantially leveraged and any event which may adversely affect the value of the underlying scheme could significantly affect the assets of the Fund.
- See also the description of the risks applicable to the Fund in "Risk Factors" in the Prospectus.

Important Information

This marketing communication is issued by First Trust Global Portfolios Management Limited ("FTGPM") whose place of business is Fitzwilliam Hall, Fitzwilliam Place, Dublin 2, D02 T292. FTGPM is authorised and regulated by the Central Bank of Ireland ("CBI") (C185737). The Fund is also regulated by the CBI.

Nothing contained herein constitutes investment, legal, tax or other advice and it is not to be solely relied on in making an investment or other decision, nor does the document implicitly or explicitly recommend or suggest an investment strategy, reach conclusions in relation to an investment strategy for the reader, or provide any opinions as to the present or future value or price of any fund. It is not an invitation, offer, or solicitation to engage in any investment activity, including making an investment in the Fund, nor does the information, recommendations or opinions expressed herein constitute an offer for sale of the Fund.

The Fund is an open-ended sub-fund of First Trust Global Funds PLC (the "Company"), an umbrella UCITS fund with segregated liability between sub-funds, incorporated with limited liability as an investment company with variable capital under the laws of Ireland with UCITS registered number 514357.

The material in this marketing communication is not comprehensive and must therefore be read in conjunction with the Fund's prospectus and the UCITS key investor information document ("KIID") or the PRIIPS key information document ("KID") which contain material information not contained herein, including the terms of investment and information regarding investment risks and restrictions, fees and expenses and conflicts of interests. Potential investors should pay particular attention to the risk disclosures in the "Risk Factors" section of the Fund's prospectus (available in English) and KIIDs (available for each share class of each of the sub-funds of the Company and in one of the official languages of each of the EU Member States into which each sub-fund has been notified

for marketing under the Directive 2009/65/EC (the UCITS Directive)). No assurance can be given that the Fund's investment objective will be achieved or that the Fund will generate a positive return. Please contact FTGPM or visit www.ftglobalportfolios.com to obtain a prospectus and/or KIID/KID. Investors and potential investors can obtain a summary in English of investor rights and information on access to collective redress mechanisms in the event of litigation at the following website: https://www.ftglobalportfolios.com/Content/SUMMARY_OF_INVESTOR_RIGHTS.

The Fund is currently notified for marketing into a number of EU Member States under the UCITS Directive. The Company may however decide to terminate the arrangements made for the marketing of any share class of the Fund at any time using the process contained in the UCITS Directive.

Any UCITS ETF's units / shares purchased on the secondary market cannot usually be sold directly back to UCITS ETF. Investors must buy and sell units / shares on a secondary market with the assistance of an intermediary (e.g. a stockbroker) and may incur fees for doing so. In addition, investors may pay more than the current net asset value when buying units / shares and may receive less than the current net asset value when selling them.

The Company's portfolio holdings policy is designed to be transparent, whilst being in the best interest of the Fund and protecting the confidentiality of each Fund's portfolio holdings. The full portfolio holdings for the Fund shall generally be available daily, with a one-day lag, on www.ftglobalportfolios.com. Any portfolio holdings information which may otherwise be provided on request shall be provided on a confidential basis.