

# Schroders

## Schroder Alternative Solutions Commodity Fund

A Accumulation USD | Data as at 31.03.2024

### Fund objectives and investment policy

The fund aims to provide long term capital growth by investing in commodity related instruments worldwide.

This fund may use financial derivative instruments as a part of the investment process. Derivatives carry a high degree of risk and should only be considered by sophisticated investors.

This fund does not have the objective of sustainable investment or binding environmental or social characteristics as defined by Regulation (EU) 2019/2088 on Sustainability-related Disclosures in the Financial Services Sector (the "SFDR"). Any references to the integration of sustainability considerations are made in relation to the processes of the investment manager or the Schroders Group and are not specific to the fund.

**Past Performance is not a guide to future performance and may not be repeated. The value of investments and the income from them may go down as well as up and investors may not get back the amounts originally invested. Exchange rate changes may cause the value of investments to fall as well as rise. Performance data does not take into account any commissions and costs, if any, charged when units or shares of any fund, as applicable, are issued and redeemed.**

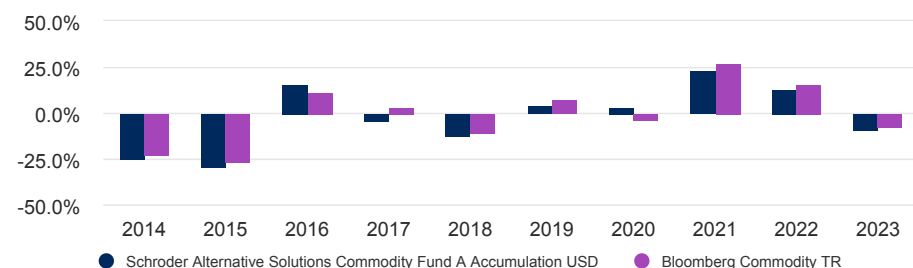
### Share class performance (%)

Performance (%)	1 month	3 months	6 months	YTD	1 year	3 years	5 years	10 years
Fund (bid to bid)	2.7	0.0	-5.1	0.0	-2.8	21.9	30.1	-32.7
Fund (offer to bid)	-2.5	-5.0	-9.8	-5.0	-7.7	15.8	23.6	-36.1
Comparator	3.3	2.2	-2.5	2.2	-0.6	29.9	36.3	-20.6

Annualized performance (%)	3 years	5 years	10 years
Fund (bid to bid)	6.8	5.4	-3.9
Fund (offer to bid)	5.0	4.3	-4.4
Comparator	9.1	6.4	-2.3

### Performance over 10 years (%)



**Past performance and any forecasts are not necessarily a guide to the future or likely performance.**

**The value of investments and income from them can go down as well as up and is not guaranteed.** The distributions are not guaranteed. Ordinarily, they will be reviewed annually. In the event of the Fund's income and realised gains being less than indicated distribution amount per unit per annum, distributions will be made from capital. Investors should be aware that the distributions may exceed the income and realised gains of the Fund at times and lead to a reduction of the amount originally invested, depending on the date of initial investment. Some performance differences between the fund and the benchmark may arise as the benchmark returns are not adjusted for non-dealing days of the fund. Where 'since inception' performance figures are stated, please note that the inception date is the same as the share class launch date under 'Fund Facts'.

### Fund facts

Fund manager	James Luke Malcolm Melville
Managed fund since	01.08.2014 ; 01.07.2014
Fund management company	Schroder Investment Management (Europe) S.A.
Domicile	Luxembourg
Fund launch date	31.10.2005
Share class launch date	31.10.2005
Fund base currency	USD
Share class currency	USD
Fund size (Million)	USD 385.62
Number of holdings	20
Comparator	Bloomberg Commodity TR
Unit NAV	USD 81.7300
Dealing frequency	Daily
Distribution rate	No Distribution
Distribution frequency	No Distribution

### Fees & expenses

Initial sales charge up to	5.00%
Annual management fee	1.500%
Ongoing charge	1.91%
Performance fee	0.00%
Performance fee calculation methodology	10% of any positive performance
Redemption fee up to	0.00%

### Purchase details

Minimum initial subscription	USD 10,000
------------------------------	------------

### Codes

ISIN	LU0232504117
Bloomberg	SASCMAX LX
SEDOL	B0M9PF4
Reuters code	LU0232504117.LUF

# Schroders

## Schroder Alternative Solutions Commodity Fund

A Accumulation USD | Data as at 31.03.2024

### Return of USD 10,000



### Risk statistics & financial ratios

	Fund	Comparator
Annual volatility (%) (3y)	15.1	15.7
Beta (3y)	0.9	-
Sharpe ratio (3y)	0.3	0.4

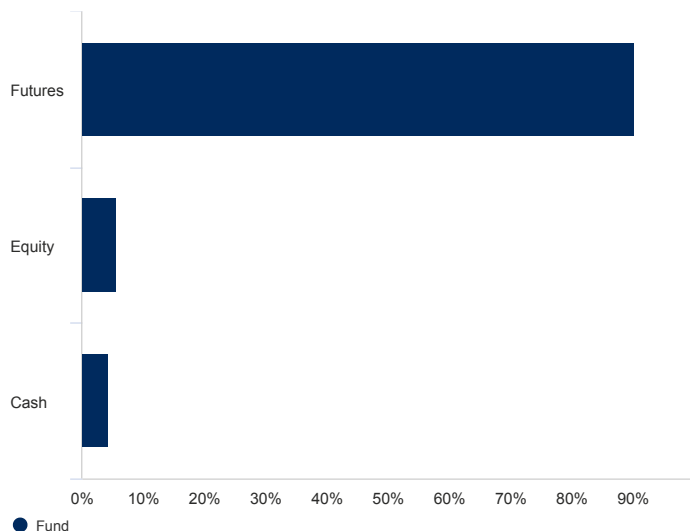
Source: Morningstar. The above ratios are based on bid to bid price based performance data.

The chart is for illustrative purposes only and does not reflect an actual return on any investment.

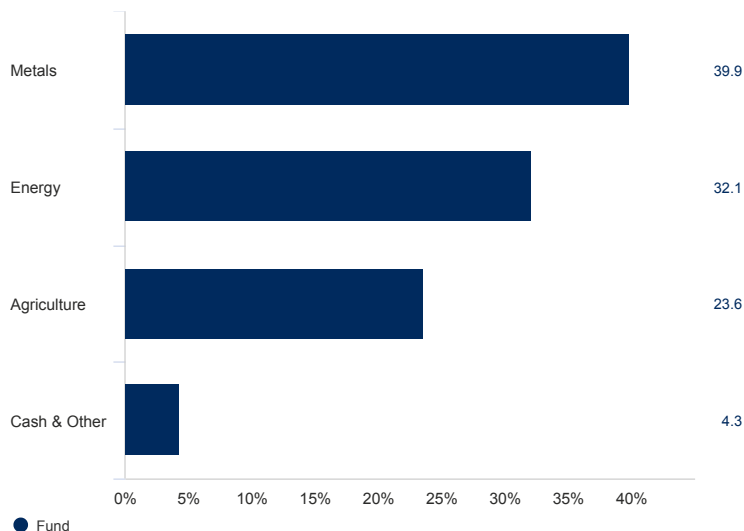
Returns are calculated bid to bid (which means performance does not include the effect of any initial charges), net income reinvested, net of fees.

### Asset allocation

#### Asset class (%)



#### Sector (%)



### Top 10 holdings (%)

Holding name	%
Gold	19.1
WTI Crude	8.5
Brent Crude	8.3
Copper	7.4
Natural Gas	6.5
Wheat	5.1
Silver	4.7
Aluminum	4.6
Gas Oil	3.8
Corn	3.7

Source: Schroders. Top holdings and asset allocation are at fund level. Derivatives are displayed on the notional basis of the underlying exposure where possible. Due to the different treatment of derivative types, the allocation to Liquid Assets may vary between each chart. For illustrative purposes only and does not constitute to any recommendations to invest in the above-mentioned security/sector/country.

# Schroders

## Schroder Alternative Solutions Commodity Fund

A Accumulation USD | Data as at 31.03.2024

### Share class available

	A Accumulation USD	A Distribution USD
<b>Distribution frequency</b>	No Distribution	Annually
<b>ISIN</b>	LU0232504117	LU0294692537
<b>Bloomberg</b>	SASCMMA LX	SASCMAD LX
<b>SEDOL</b>	B0M9PF4	B1VVGX3

### Contact information

Schroder Investment Management (Europe) S.A.  
5, rue Höhenhof  
Sennigerberg  
Luxembourg  
L-1736  
Tel: +352 341 342 202  
Fax: +352 341 342 342

Schroder Investment Management (Singapore) Ltd  
138 Market Street  
#23-01 CapitaGreen Singapore 048946  
Tel: (65) 6534 4288  
Fax: (65) 6536 6626

For your security, all telephone calls are recorded  
Schroders Reg No 199201080H

### Benchmark and corporate action information

On 01.01.2018 the Bloomberg Commodity Index TR replaced the Composite Benchmark. The full track record of the previous index has been kept and chainlinked to the new one. Malcolm Melville and Dravasp Jhabvala replaced Mark Lacey as Fund Managers for this fund on 01.07.2020. Benchmark names in this document may be abbreviated. Please refer to the funds' legal documents for the full benchmark name.

#### Benchmarks: (If applicable)

Some performance differences between the fund and the benchmark may arise because the fund performance is calculated at a different valuation point from the benchmark. The fund is not managed with reference to a benchmark. The comparator benchmark has been selected because the investment manager believes that the benchmark is a suitable comparison for performance purposes given the fund's investment objective and policy.

### Source and ratings information

Source of all performance data, unless otherwise stated: Morningstar, bid to bid, net income reinvested, net of fees.

# Schroders

## Schroder Alternative Solutions Commodity Fund

A Accumulation USD | Data as at 31.03.2024

### Important information

This advertisement or publication has not been reviewed by the Monetary Authority of Singapore.

Schroder Alternative Solutions (the "Company"), a Luxembourg-registered open-ended investment company, is the responsible person for the Company's sub-funds (each, a "Fund" and collectively, the "Funds") recognised under Section 287 of the Securities and Futures Act of Singapore, and has appointed Schroder Investment Management (Singapore) Ltd as its Singapore corporate representative in this regard. This document does not constitute an offer to anyone, or a solicitation by anyone, to subscribe for shares in any Fund. Nothing in this document should be construed as advice or a recommendation to buy or sell shares in any Fund. This document is published for information and general circulation only and does not have any regard to the specific investment objectives, financial situation and the particular needs of any specific person who may receive this document. Investors should seek independent advice from a financial advisor before investing in shares of any Fund. Subscriptions in shares of any Fund can only be made on the basis of its latest Product Highlights Sheet and prospectus, copies of which can be obtained from Schroder Investment Management (Singapore) Ltd. or its distributors. Investors need to read the Product Highlights Sheet and the prospectus of each Fund carefully before investing. Investors also should consider each Fund's investment objective, risks, charges and expenses carefully before investing. Investments in any Fund involves risks which are fully described in the Fund's prospectus. Past performance of each Fund or the managers, and any economic and market trends or forecast, are not necessarily indicative of the future or likely performance of the Fund or the manager. The value of shares of each Fund, and the income accruing to the shares, if any, of the Fund, may fall as well as rise and investors may not get back the full amount invested. Investors investing in a Fund denominated in a non-local currency should be aware of exchange rate risks. The views and opinions expressed in this document may change without notice. This document is issued by Schroder Investment Management (Europe) S.A., R.C.S. Luxembourg: B 37.799, 5, rue Höhenhof, L-1736 Senningerberg.

In case of discrepancy between the English and Chinese versions, the English version shall prevail.

Third party data is owned or licensed by the data provider and may not be reproduced or extracted and used for any other purpose without the data provider's consent. Third party data is provided without any warranties of any kind. The data provider and issuer of the document shall have no liability in connection with the third party data. The Prospectus and/or [www.Schroders.com](http://www.Schroders.com) contains additional disclaimers which apply to the third party data.

With effect from 3 March 2022, the Manager's order execution and placement policy may be accessed on the Manager's website.