

Fourth Supplementary Prospectus dated 30 August 2024
to the Singapore Prospectus registered on 31 October 2023

BNP PARIBAS FUNDS
(the “Company”)

**FOURTH SUPPLEMENTARY PROSPECTUS LODGED PURSUANT TO
SECTION 298 OF THE SECURITIES AND FUTURES ACT (CHAPTER 289)**

A copy of this Fourth Supplementary Prospectus has been lodged with the Monetary Authority of Singapore who takes no responsibility for its contents.

This Fourth Supplementary Prospectus is supplemental to the Singapore Prospectus registered by the Monetary Authority of Singapore on 31 October 2023 as supplemented by a First Supplementary Prospectus lodged on 1 March 2024, Second Supplementary Prospectus lodged on 31 May 2024 and Third Supplementary Prospectus lodged on 17 July 2024 (together known as the “Singapore Prospectus”) and issued pursuant to Division 2 of Part XIII of the Securities and Futures Act (Chapter 289) relating to the Company.

This Fourth Supplementary Prospectus shall be read and construed in conjunction with and as one document with the Singapore Prospectus. Terms defined and references construed in the Singapore Prospectus shall have the same meaning and construction ascribed to them in this Fourth Supplementary Prospectus.

This Fourth Supplementary Prospectus sets out the amendments required to be made to the Singapore Prospectus to incorporate, *inter alia*, the following changes :

With immediate effect

1. To remove the ESG Fund status for the sub fund BNP Paribas Funds Global Megatrends with immediate effect:

With effect from 1 October 2024

1. Change of investment manager for the following sub funds :
 - BNP Paribas Funds Euro High Yield Bond
 - BNP Paribas Funds Global High Yield Bond
 - BNP Paribas Funds Sustainable Global Corporate Bond
 - BNP Paribas Funds Sustainable Multi-Asset Balanced

In connection with the foregoing, the Singapore Prospectus shall be amended as follows :

With immediate effect :

1. All sections of the Singapore Prospectus

- 1.1 In all sections of the Singapore Prospectus, to delete any reference to the ESG Fund to the sub-fund BNP Paribas Funds Global Megatrends.

With effect from 1 October 2024

1. Section 13 of the Singapore Prospectus

- 1.1 Under Section 13.2 of the Singapore Prospectus, to delete the tables for the sub funds BNP Paribas Funds Euro High Yield Bond, BNP Paribas Funds Global High Yield Bond, BNP Paribas Funds Sustainable Global Corporate Bond and BNP Paribas Funds Sustainable Multi-Asset Balanced and replace them with the following :

Sub-Funds	Investment Manager	Year Investment Manager started managing funds
BNP Paribas Funds Euro High Yield Bond	BNP PARIBAS ASSET MANAGEMENT UK Ltd.	1994
BNP Paribas Funds Global High Yield Bond	BNP PARIBAS ASSET MANAGEMENT UK Ltd.	1994
	BNP PARIBAS ASSET MANAGEMENT USA, Inc.	1972
BNP Paribas Funds Sustainable Global Corporate Bond	BNP PARIBAS ASSET MANAGEMENT UK Ltd.	1994
	BNP PARIBAS ASSET MANAGEMENT Europe (as sub delegated Investment Manager)	1980
BNP Paribas Funds Sustainable Multi-Asset Balanced	BNP PARIBAS ASSET MANAGEMENT Europe, Belgian Branch	1980
	BNP PARIBAS ASSET MANAGEMENT Europe (as sub delegated Investment Manager)	1980
	BNP PARIBAS ASSET MANAGEMENT UK Ltd. (as sub delegated Investment Manager)	1994

BNP PARIBAS FUNDS

**FOURTH SUPPLEMENTARY PROSPECTUS LODGED WITH
THE MONETARY AUTHORITY OF SINGAPORE ON 30 AUGUST 2024
REQUIRED PURSUANT TO THE SECURITIES AND FUTURES ACT (CHAPTER 289)**

Cécile du Merle

Signed by Cecile du MERLE
for and on behalf of
Pierre MOULIN
Director

Cécile du Merle

Signed by Cecile du MERLE
for and on behalf of
Marnix ARICKX
Director

Cécile du Merle

Signed by Cecile du MERLE
for and on behalf of
Giorgia D'ANNA
Director

Cécile du Merle

Signed by Cecile du MERLE
for and on behalf of
Emmanuel COLLINET DE LA SALLE
Director

Marianne Huvé-Allard

Marianne HUVE-ALLARD
Director

Cécile du Merle

Cecile du MERLE
Director

Marianne Huvé-Allard

Signed by Marianne HUVE-ALLARD
for and on behalf of
Philippe DITISHEIM
Director

Marianne Huvé-Allard

Signed by Marianne HUVE-ALLARD
for and on behalf of
François ROUX
Director

Marianne Huvé-Allard

Signed by Marianne HUVE-ALLARD
for and on behalf of
Georgina WILTON
Director

Third Supplementary Prospectus dated 17 July 2024
to the Singapore Prospectus registered on 31 October 2023

BNP PARIBAS FUNDS
(the “Company”)

**THIRD SUPPLEMENTARY PROSPECTUS LODGED PURSUANT TO
SECTION 298 OF THE SECURITIES AND FUTURES ACT (CHAPTER 289)**

A copy of this Third Supplementary Prospectus has been lodged with the Monetary Authority of Singapore who takes no responsibility for its contents.

This Third Supplementary Prospectus is supplemental to the Singapore Prospectus registered by the Monetary Authority of Singapore on 31 October 2023 as supplemented by a First Supplementary Prospectus lodged on 1 March 2024 and Second Supplementary Prospectus lodged on 31 May 2024 (together known as the “Singapore Prospectus”) and issued pursuant to Division 2 of Part XIII of the Securities and Futures Act (Chapter 289) relating to the Company.

This Third Supplementary Prospectus shall be read and construed in conjunction with and as one document with the Singapore Prospectus. Terms defined and references construed in the Singapore Prospectus shall have the same meaning and construction ascribed to them in this Third Supplementary Prospectus.

This Third Supplementary Prospectus sets out the amendments required to be made to the Singapore Prospectus to incorporate, *inter alia*, the following changes with immediate effect:

1. The registration of the Luxembourg Prospectus dated June 2024.
2. Change of name of the sub fund BNP Paribas Funds Sustainable Global Equity to BNP Paribas Funds Global Megatrends.
3. Change of “Investment Objective” to the sub fund BNP Paribas Funds Ecosystem Restoration in view of the recommended holding period set at 6 years and clarification on the Benchmark section.
4. Amendment to the third paragraph of the “Investment Policy” of the sub funds BNP Paribas Funds Emerging Bond Opportunities and BNP Paribas Funds Local Emerging Bond in view of the intention to invest in debt securities traded on the Bond Connect, in addition to debt securities traded on the China Interbank Bond market.
5. Change of “Investment Objective” to the sub fund BNP Paribas Funds Energy Transition in view of the recommended holding period set at 6 years and addition of Benchmark section.
6. Clarification to the “Sustainability Investment Policy” of the sub fund BNP Paribas Funds Health Care Innovators.

7. Given the fund of funds structure of the sub funds BNP Paribas Funds Multi-Asset Thematic and BNP Paribas Funds Target Risk Balanced, the “Sustainable Investment Policy” of the sub funds will be amended.
8. Amendment to the sub fund BNP Paribas Funds Sustainable Asia ex-Japan Equity to include additional information on the “Sustainable Investment Policy” section to satisfy the requirements of the Belgian label “Towards Sustainability.”
9. Amendment to the “Investment Objective” of the sub fund BNP Paribas Funds Sustainable Global Equity to allow a dynamic allocation of investments across various mega trends driving market performance.
10. Amendment to the last paragraph of the “Sustainable Investment Policy” of the sub funds BNP Paribas Funds Inclusive Growth, BNP Paribas Funds Sustainable Multi-Asset Balanced and BNP Paribas Funds Sustainable Multi-Asset Growth to satisfy the requirements of the Belgian label “Towards Sustainability.”
11. Additional “Risk related to Bond Connect” for the sub funds BNP Paribas Funds Emerging Bond Opportunities and BNP Paribas Funds Local Emerging Bond.
12. Change of Investment Manager for the sub fund BNP Paribas Funds Sustainable Global Low Vol Equity.

In connection with the foregoing, the Singapore Prospectus shall be amended with immediate effect as follows :

1. Cover Page of the Singapore Prospectus

- 1.1 In the Third last paragraph of the cover page of the Singapore Prospectus, to delete the words “Luxembourg Prospectus dated April 2024” and to replace it with “Luxembourg Prospectus dated June 2024”.

Accordingly, the Singapore Prospectus will be accompanied by the Luxembourg Prospectus dated June 2024.

2. All sections of the Singapore Prospectus

- 2.1 In all sections of the Singapore Prospectus, to replace all references to the sub-fund BNP Paribas Funds Sustainable Global Equity with BNP Paribas Funds Global Megatrends.

3. Section 8 of the Singapore Prospectus

- 3.1 Under the first paragraph of the section “Swing Pricing” in Section 8 of the Singapore Prospectus, to replace the word “unitholders” with “shareholders”.

4. Section 13 of the Singapore Prospectus

- 4.1 Under Section 13.2 of the Singapore Prospectus to delete the table for the sub fund BNP Paribas Funds Sustainable Global Low Vol Equity and to replace it with the following :-

BNP Paribas Funds Sustainable Global Low Vol Equity	BNP PARIBAS ASSET MANAGEMENT Europe	1980
	BNP PARIBAS ASSET MANAGEMENT UK Ltd (as sub delegated Investment Manager)	1994

5. Section 16 of the Singapore Prospectus

- 5.1 Under “Investment Objective” of the sub fund BNP Paribas Funds Ecosystem Restoration to delete this entire section and to replace it with the following :

“Investment objective

Increase the value of its assets over the long term by investing primarily in companies engaging in the restoration and preservation of the world’s ecosystems and natural capital.

Benchmark

The MSCI AC World (EUR) NR reference benchmark is used for long term performance comparison only.

The sub-fund is not benchmark-constrained and its performance may deviate significantly from that of the reference benchmark.”

- 5.2 Under “Investment Policy” of the sub fund BNP Paribas Funds Emerging Bond Opportunities, to delete the third paragraph and to replace it with the following :

“In respect of the above investments limits, the sub-fund’s investments into debt securities traded on the China Interbank Bond market and the Bond Connect may reach up to 25% of its assets.”

- 5.3 Under “Investment Objective” of the sub fund BNP Paribas Funds Energy Transition, to delete this entire section and to replace it with the following :

“Investment objective

Increase the value of its assets over the long term by investing primarily in companies engaging in energy transition.

Benchmark

The MSCI AC World (EUR) NR reference benchmark is used for long-term performance comparison only.

The sub-fund is not benchmark-constrained and its performance may deviate significantly from that of the reference benchmark.”

- 5.4 Under the “Investment Policy” of the sub fund BNP Paribas Funds Energy Transition to remove the first paragraph and to replace it with the following :

“This thematic sub-fund aims at participating in the transition into a sustainable world by focusing on opportunities related to energy transition.”

- 5.5 Under “Sustainable Investment Policy” of the sub fund BNP Paribas Funds Health Care Innovators to delete this entire section and to replace it with the following :

“Sustainable Investment policy”

The Investment Manager applies BNP PARIBAS ASSET MANAGEMENT’s Sustainable Investment Policy, which takes into account Environmental, Social and Governance (ESG) criteria in the investment process of the sub-fund as set out in Book I of the Luxembourg Prospectus.

The sub-fund respects the Minimum Extra-Financial Analysis coverage rate, as set out in Book I of the Luxembourg Prospectus.

The sub-fund shall invest at least 50% of its assets in companies with at least 20% revenue, profit or capital invested in economic activities aligned to the theme.

The average portfolio ESG score of the sub-fund is higher than the one of its investment universe.”

- 5.6 Under “Sustainable Investment Policy” of the sub fund BNP Paribas Funds Inclusive Growth to delete this entire section and to replace it with the following :

“Sustainable Investment policy”

The Investment Manager applies BNP PARIBAS ASSET MANAGEMENT’s Sustainable Investment Policy, which takes into account Environmental, Social and Governance (ESG) criteria in the investment process of the sub-fund as set out in Book I of the Luxembourg Prospectus.

The investment manager applies a non-financial analysis on a minimum of 90% of the assets of the sub-fund (excluding ancillary liquid assets) based on the internal Proprietary ESG scoring framework as indicated in Book I. At least 25% of the investment universe, being the large and mid-cap companies across the main markets of developed countries, is eliminated on the basis of low ESG scores and/or sector exclusions. “

- 5.7 Under “Investment Policy” of the sub fund BNP Paribas Funds Local Emerging Bond, to delete the third paragraph and to replace it with the following :

“In respect of the above investments limits, the sub-fund’s investments into debt securities traded on the China Interbank Bond market and the Bond Connect may reach up to 25% of its assets.”

- 5.8 Under “Sustainable Investment Policy” for the sub fund BNP Paribas Funds Multi-Asset Thematic, to delete this entire section and to replace it with the following :

“Sustainable Investment policy”

The Investment Manager applies BNP PARIBAS ASSET MANAGEMENT’s Sustainable Investment Policy, which takes into account Environmental, Social and Governance (ESG) criteria in the investment process of the sub-fund, as set out in Book I of the Luxembourg Prospectus.

The sub-fund is not classified as a Sustainable Thematic category as set out in section “Sustainable Investment Policy” of Book 1 of the Luxembourg Prospectus.

The sub-fund invests at least 75% of its assets (excluding ancillary liquid assets) in UCITS, UCIs and/or ETFs that are categorized as article 8 or article 9 according to SFDR.”

- 5.9 Under “Sustainable Investment Policy” for the sub fund BNP Paribas Funds Target Risk Balanced, to delete this entire section and to replace it with the following :

“Sustainable Investment policy

The Investment Manager applies BNP PARIBAS ASSET MANAGEMENT’s Sustainable Investment Policy, which takes into account Environmental, Social and Governance (ESG) criteria in the investment process of the sub-fund, as set out in Book I of the Luxembourg Prospectus.

The sub-fund invests at least 75% of its assets (excluding ancillary liquid assets) in funds that are categorized as article 8 or article 9 according to SFDR.”

- 5.10 Under “Sustainable Investment Policy” for the sub fund BNP Paribas Funds Sustainable Asia ex-Japan Equity, to delete this entire section and to replace it with the following :

”Sustainable Investment policy

The Investment Manager applies BNP PARIBAS ASSET MANAGEMENT’s Sustainable Investment Policy, which takes into account Environmental, Social and Governance (ESG) criteria in the investment process of the sub-fund as set out in Book I of the Luxembourg Prospectus.

The investment manager applies a non-financial analysis on a minimum of 90% of the assets of the sub-fund (excluding ancillary liquid assets) based on the internal Proprietary ESG scoring framework as indicated in Book I of the Luxembourg Prospectus.

The average portfolio ESG score of the sub-fund is higher than the one of its investment universe, after eliminating at least 20% of securities with the lowest ESG Score.

The investment universe is represented by the following composition:

- 75% MSCI AC Asia ex-Japan Index;
- 20% MSCI AC Asia ex Japan Mid Cap Index; and
- 5% MSCI AC Asia ex Japan Small Cap Index.

The average portfolio carbon footprint of the sub-fund is improved by at least 15% compared to its investment universe.”

- 5.11 Under “Investment Objective” of the sub fund BNP Paribas Funds Sustainable Global Equity (to be known as BNP Paribas Funds Global Megatrends) to delete the entire paragraph and to replace it with the following:

“Investment objective

Increase the value of its assets over the medium term by investing primarily in global equities which seek to take advantage of secular mega trends driving market performance. These secular mega trends include but are not limited to the following sectors: Technological and Healthcare Innovation, Geopolitics, Sustainability and Demography.”

- 5.12 Under “Sustainable Investment Policy” and “Derivatives and Securities Financing Transactions” of the sub fund BNP Paribas Funds Sustainable Global Equity (to be known as BNP Paribas Funds Global Megatrends) to delete the entire respective sections and to replace them with the following :

“Sustainable Investment policy

The Investment Manager applies BNP PARIBAS ASSET MANAGEMENT’s Sustainable Investment Policy, which takes into account Environmental, Social and Governance (ESG) criteria in the investment process of the sub-fund as set out in Book I of the Luxembourg Prospectus.

The investment manager applies a non-financial analysis on a minimum of 90% of the assets of the sub-fund (excluding ancillary liquid assets) based on the internal Proprietary ESG scoring framework as indicated in Book I of the Luxembourg Prospectus.

The average portfolio ESG score of the sub-fund is higher than the one of its investment universe.

Derivatives and Securities Financing Transactions

Core financial derivative instruments may be used for efficient portfolio management and hedging as described in points 2 and 3 of Appendix 2 of Book I of the Luxembourg Prospectus.”

- 5.13 Under “Sustainable Investment Policy” for the sub fund BNP Paribas Funds Sustainable Multi-Asset Balanced, to delete this entire section and to replace it with the following :

“Sustainable Investment policy

The Investment Manager applies BNP PARIBAS ASSET MANAGEMENT’s Sustainable Investment Policy, which takes into account Environmental, Social and Governance (ESG) criteria in the investment process of the sub-fund as set out in Book I of the Luxembourg Prospectus.

The Equity bucket of the sub-fund will invest mainly directly or indirectly (through funds, i.e. UCITS, UCIs, or ETFs) in:

- companies that offer products, services and solutions helping to address specific environmental and/or social challenges, and, thus, facilitating, for example, the transition towards low-carbon, inclusive economy (sustainable thematic approach), and
- companies that demonstrate superior social and/or environmental responsibility, while implementing robust corporate governance practices within their sector of activity. These companies are selected using the best-in-class approach.

The Fixed Income bucket of the sub-fund will mainly invest directly or indirectly (through funds, i.e. UCITS, UCIs, or ETFs) in:

- issuers whose practices, products and services meet specific environmental, social and governance criteria assessed using the best-in-class approach,
- green bonds issued by corporates, supranational sovereign agencies, local entities and/or government to support environmental projects,
- issuers selected through sustainable thematic approach (e.g. fossil free funds).

In order to meet its environmental and social characteristics and objectives, the sub-fund may comply with the following principles :

- In case of direct investments : the Investment Manager applies a non-financial analysis on a minimum of 90% of these investments (excluding ancillary liquid assets) based on the internal Proprietary ESG scoring framework as indicated in Book I. At least 25% of the investment universe, being the Bloomberg Barclays Euro Aggregate 500MM, is eliminated based on low ESG scores and/or sector exclusions.
- In case of indirect investments (through funds, i.e. UCITS, UCIs, or ETFs): the Investment Manager selects at least 90% of funds (i.e. UCITS, UCIs, or ETFs) which comply with either a selectivity approach (exclusion of at least 25% of the worst ESG-rated securities of the investment universe) or a rating upgrade approach (ESG score better than the investment universe from which at least 20% of the worst ESG-rated securities have been excluded)”).

- 5.14 Under “Sustainable Investment Policy” for the sub fund BNP Paribas Funds Sustainable Multi-Asset Growth, to delete this entire section and to replace it with the following :

“Sustainable Investment policy

The Investment Manager applies BNP PARIBAS ASSET MANAGEMENT’s Sustainable Investment Policy, which takes into account Environmental, Social and Governance (ESG) criteria in the investment process of the sub-fund as set out in Book I of the Luxembourg Prospectus.

The Equity bucket of the sub-fund will invest indirectly (through funds, i.e. UCITS, UCIs, or ETFs) mainly in:

- companies that offer products, services and solutions helping to address specific environmental and/or social challenges, and, thus, facilitating, for example, the transition towards low-carbon, inclusive economy (sustainable thematic approach), and
- companies that demonstrate superior social and/or environmental responsibility, while implementing robust corporate governance practices within their sector of activity. These companies are selected using the best-in-class approach.

The Fixed Income bucket of the sub-fund will invest indirectly (through funds, i.e. UCITS, UCIs, or ETFs) mainly in:

- issuers whose practices, products and services meet specific environmental, social and governance criteria assessed using the best-in-class approach,
- green bonds issued by corporates, supranational sovereign agencies, local entities and/or government to support environmental projects,
- issuers selected through sustainable thematic approach (e.g. fossil free funds) In order to meet its environmental and social characteristics and objectives, the Investment Manager selects, for at least 90% of its assets (excluding ancillary liquid assets), funds (i.e. UCITS, UCIs, or ETFs) which comply with either a selectivity approach (exclusion of at least 25% of the worst ESG-rated securities of the investment universe) or a rating upgrade approach (ESG score better than the investment universe from which at least 20% of the worst ESG-rated securities have been excluded)."

5.15. Under "Sustainable Investment Policy", to delete the words "falling under the Sustainable Thematic category" from the following sub funds :

- i. BNP Paribas Funds Aqua
- ii. BNP Paribas Funds Climate Impact
- iii. BNP Paribas Funds Ecosystem Restoration
- iv. BNP Paribas Funds Energy Transition
- v. BNP Paribas Funds Environmental Absolute Return Thematic Equity (EARTH)
- vi. BNP Paribas Funds Global Environment
- vii. BNP Paribas Funds Green Tigers
- viii. BNP Paribas Funds SMaRT Food

5.16. Under "Sustainable Investment Policy", to delete the words "falling under the Enhanced ESG category" from the following sub funds :

- i. BNP Paribas Funds Euro Government Bond
- ii. BNP Paribas Funds Euro High Yield Bond
- iii. BNP Paribas Funds Global Corporate Bond
- iv. BNP Paribas Funds Sustainable Europe Dividend
- v. BNP Paribas Funds Sustainable Global Low Vol Equity
- vi. BNP Paribas Funds Sustainable US Value Multi-Factor Equity

6. Section 19 of the Singapore Prospectus

6.1 Under Section 19.3 of the Singapore Prospectus, to add "Risk related to Bond Connect" under "Specific risks related to investments in Mainland China" for the sub funds BNP Paribas Funds Emerging Bond Opportunities and BNP Paribas Funds Local Emerging Bond.

7. Appendix I of the Singapore Prospectus

7.1 Under footnote ⁽¹⁾ of the Appendix I – Fees and costs of the Singapore Prospectus, to delete the paragraph and replace it with the following :

- (1) *“Management Fee” means fee serving to cover remuneration of the investment managers and, unless otherwise provided in Book II of the Luxembourg Prospectus, also distributors in connection with the marketing of the Company’s stock.*

Subject to applicable laws and regulations, the Management Company may pay part or all of its fees to any person that invests in or provides services to the Company or in respect of any sub-fund the form of a commission, retrocession, rebate or discount. For further details, please refer to Book I of the Luxembourg Prospectus under “Fees and Costs” section.

The objective of such fees is inter alia, to facilitate the commercialisation and the management of the Company or the sub-funds, taking into account the best interest of the shareholders.

These fees can take the form of a percentage of the management fees, or of a fixed amount or of a fixed rate based on modalities as described in the paragraphs ‘Commissions or retrocessions’ and ‘Rebates or discounts’ in Book I of the Luxembourg Prospectus under “Fees and Costs” section.

BNP PARIBAS FUNDS

THIRD SUPPLEMENTARY PROSPECTUS LODGED WITH
THE MONETARY AUTHORITY OF SINGAPORE ON 17 JULY 2024
REQUIRED PURSUANT TO THE SECURITIES AND FUTURES ACT (CHAPTER 289)

Cécile du Merle

Signed by Cecile du MERLE
for and on behalf of
Pierre MOULIN
Director

Cécile du Merle

Signed by Cecile du MERLE
for and on behalf of
Marnix ARICKX
Director

Cécile du Merle

Signed by Cecile du MERLE
for and on behalf of
Giorgia D'ANNA
Director

Cécile du Merle

Signed by Cecile du MERLE
for and on behalf of
Emmanuel COLLINET DE LA SALLE
Director

Marianne Huvé-Allard

Marianne HUVE-ALLARD
Director

Cécile du Merle

Cecile du MERLE
Director

Marianne Huvé-Allard

Signed by Marianne HUVE-ALLARD
for and on behalf of
Philippe DITISHEIM
Director

Marianne Huvé-Allard

Signed by Marianne HUVE-ALLARD
for and on behalf of
François ROUX
Director

Marianne Huvé-Allard

Signed by Marianne HUVE-ALLARD
for and on behalf of
Georgina WILTON
Director

Second Supplementary Prospectus dated 31 May 2024
to the Singapore Prospectus registered on 31 October 2023

BNP PARIBAS FUNDS
(the “Company”)

**SECOND SUPPLEMENTARY PROSPECTUS LODGED PURSUANT TO
SECTION 298 OF THE SECURITIES AND FUTURES ACT (CHAPTER 289)**

A copy of this Second Supplementary Prospectus has been lodged with the Monetary Authority of Singapore who takes no responsibility for its contents.

This Second Supplementary Prospectus is supplemental to the Singapore Prospectus registered by the Monetary Authority of Singapore on 31 October 2023 as supplemented by a First Supplementary Prospectus lodged on 1 March 2024 (together known as the “Singapore Prospectus”) and issued pursuant to Division 2 of Part XIII of the Securities and Futures Act (Chapter 289) relating to the Company.

This Second Supplementary Prospectus shall be read and construed in conjunction with and as one document with the Singapore Prospectus. Terms defined and references construed in the Singapore Prospectus shall have the same meaning and construction ascribed to them in this Second Supplementary Prospectus.

This Second Supplementary Prospectus sets out the amendments required to be made to the Singapore Prospectus to incorporate, *inter alia*, the following changes with immediate effect : -

1. To rectify the typographical error in the introductory section of the First Supplementary Prospectus for the sub fund BNP Paribas Funds Europe Equity.
2. The registration of the Luxembourg Prospectus dated April 2024.
3. Registration of the following new share classes for the sub fund BNP Paribas Funds Sustainable Multi-Asset Growth :
 - Classic
 - Classic RH GBP
 - Classic RH HKD MD
 - Classic RH AUD MD
 - Classic RH CAD MD
4. Change of investment manager for the sub fund BNP Paribas Funds India Equity.

5. Amendments to the “Investment Objective” of the following sub-funds :
 - BNP Paribas Funds Aqua
 - BNP Paribas Funds Climate Impact
 - BNP Paribas Funds Global Environment
 - BNP Paribas Funds Green Tigers
 - BNP Paribas Funds SMaRT Food

6. Amendments to the “Investment Policy” of the following sub-funds :
 - BNP Paribas Funds Aqua
 - BNP Paribas Funds Climate Impact
 - BNP Paribas Funds Disruptive Technology
 - BNP Paribas Funds Ecosystem Restoration
 - BNP Paribas Funds Energy Transition
 - BNP Paribas Funds Environmental Absolute Return Thematic Equity (EARTH)
 - BNP Paribas Funds Euro High Yield Bond
 - BNP Paribas Funds Europe Convertible
 - BNP Paribas Funds Europe Small Cap
 - BNP Paribas Funds Global Bond Opportunities
 - BNP Paribas Funds Global Convertible
 - BNP Paribas Funds Global Environment
 - BNP Paribas Funds Global High Yield Bond
 - BNP Paribas Funds Green Tigers
 - BNP Paribas Funds Inclusive Growth
 - BNP Paribas Funds SMaRT Food
 - BNP Paribas Funds Sustainable Global Corporate Bond
 - BNP Paribas Funds Sustainable Global Equity

7. Addition of “emerging markets risk” for the following sub-funds :
 - BNP Paribas Funds Climate Impact
 - BNP Paribas Funds Disruptive Technology
 - BNP Paribas Funds Ecosystem Restoration
 - BNP Paribas Funds Energy Transition
 - BNP Paribas Funds Euro High Yield Bond
 - BNP Paribas Funds Europe Convertible
 - BNP Paribas Funds Global Environment
 - BNP Paribas Funds Global High Yield Bond
 - BNP Paribas Funds Green Tigers
 - BNP Paribas Funds Inclusive Growth
 - BNP Paribas Funds SMaRT Food
 - BNP Paribas Funds Sustainable Global Equity

8. Addition of “specific risks related to investments in Mainland China including Changes in PRC taxation risk and risks related to stock connect” for the sub fund BNP Paribas Funds Inclusive Growth;

9. Addition of “liquidity risk” for the sub-fund BNP Paribas Funds Global Convertible.

With effect from 1 June 2024

1. Change of Investment Manager for the sub fund BNP Paribas Funds Multi-Asset Thematic.

With effect from 7 June 2024

1. Merger of the sub fund BNP Paribas Funds Latin America Equity into BNP Paribas Funds Brazil Equity.

In connection with the foregoing, the Singapore Prospectus shall be amended as follows with immediate effect :

1. First Supplementary Prospectus

- 1.1 Rectification to the typographical error in the introductory section on page 2 of the First Supplementary Prospectus. The correct name of one of the sub funds should read as “BNP Paribas Funds Europe Equity” instead of “Europe Equity BNP Paribas Funds”.

2. Cover Page of the Singapore Prospectus

- 2.1 In the second last paragraph of the cover page of the Singapore Prospectus, to delete the words “Luxembourg Prospectus dated February 2024” and to replace it with “Luxembourg Prospectus dated April 2024”.

Accordingly, the Singapore Prospectus will be accompanied by the Luxembourg Prospectus dated April 2024.

3. Section 7 of the Singapore Prospectus

- 3.1 Under Section 7 of the Singapore Prospectus to delete the table for the sub fund BNP Paribas Funds Sustainable Multi-Asset Growth and to replace it with the following :

48.	BNP Paribas Funds Sustainable Multi-Asset Growth (denominated in EUR)	<ul style="list-style-type: none"> • Classic • Classic RH AUD MD⁴ • Classic RH CAD MD⁵ • Classic RH GBP¹⁶ • Classic RH HKD MD⁸ • Classic RH USD¹⁰ • Classic RH USD MD¹⁰ • Classic RH SGD⁹ • Classic RH SGD MD⁹
-----	---	---

- 3.2 Under the footnote of Section 7 of the Singapore Prospectus to include the following wordings :

“ 16. For these sub-funds, the "**Classic RH GBP** " category differ from the "**Classic**" category in that it hedges the portfolio return from the reference currency (and not the underlying currency exposure) to GBP.”

4 Section 13 of the Singapore Prospectus

- 4.1 Under Section 13.2 of the Singapore Prospectus to delete the table for the sub fund BNP Paribas Funds India Equity and to replace it with the following:

Sub-Funds	Investment Manager	Year Investment Manager started managing funds
BNP Paribas Funds India Equity	BARODA BNP PARIBAS ASSET MANAGEMENT India Private Limited	2003

- 4.2 To add the following paragraph under the table of Section 13 of the Singapore Prospectus :

“BARODA BNP PARIBAS ASSET MANAGEMENT India Private Limited is incorporated in India and is regulated by Securities & Exchange Board of India (SEBI) and as at 29 February 2024, it had EUR 4.49 billion worth of assets under management.”

5. **Section 16 of the Singapore Prospectus**

- 5.1 Under “Investment Objective” and “Investment Policy” of the sub fund BNP Paribas Funds Aqua to delete the respective paragraphs and to replace them with the following :

“Investment objective

Increase the value of its assets over the medium term by investing primarily in global companies tackling the water-related challenges and which aim at helping or accelerating the transition to a more sustainable economy.

Investment policy

This thematic sub-fund aims to invest in global companies within the global water value chain. These companies support the protection and efficient use of water as a natural resource.

At all times, this sub-fund invests at least 75% of its assets in equities and/or equity equivalent securities issued by global companies that conduct a significant part of their business in water and related or connected sectors, with sustainable activities and processes. Such sectors include, but are not limited to: water infrastructures (network, buildings, and industry equipment, infrastructure services and irrigation), water treatment (filtration, traditional treatment, efficiency, testing and monitoring) and utilities.

The remaining portion, namely a maximum of 25% of its assets, may be invested in any other transferable securities (including P-Notes), money market instruments and also, within a limit of 15% of the assets, in debt securities of any kind and, within a limit of 10% of the assets, in UCITS or UCIs.

In respect of the above investments limits, the sub-fund’s investments into “China A-Shares” via the Stock Connect may reach up to 20% of its assets.

The sub-fund may be exposed to emerging markets up to 30% of its assets, including exposure to China.

The sub-fund may hold ancillary liquid assets within the limits and conditions described in Book I, Appendix 1 – Eligible Assets, point 7 of the Luxembourg Prospectus.”

- 5.2 Under “Investment Objective” and “Investment Policy” of the sub fund BNP Paribas Funds Climate Impact to delete the respective paragraphs and to replace them with the following :

“Investment objective

Increase the value of its assets over the medium term by investing primarily in global companies involved in activities focused on delivering solutions for climate change and which aim at helping or accelerating the transition to a more sustainable economy.

Investment policy

This thematic sub-fund aims to invest in global companies that are delivering solutions to address climate change.

At all times, this sub-fund invests at least 75% of its assets in equities and/or equity equivalent securities, issued by global companies with business in activities focused on delivering solutions to address climate change. These activities include, but are not limited to:

Solutions for lessening the effects of climate change – Alternative Energy, Energy Management & Efficiency, Transport Solutions, Sustainable Food & Agriculture, Resource Efficiency & Waste Management;

Solutions for tackling direct consequences of climate change – Energy Systems Resilience, Water Supply Resilience, Agriculture, Aquaculture & Forestry Resilience, and Other Infrastructure Resilience;

Solutions for tackling other challenges arising out of climate change – Information & Communications (Business Continuity Solutions, and Weather Monitoring & Forecasting), Financial Services, Health Care and other services.

The remaining portion, namely a maximum of 25% of its assets, may be invested in any other transferable securities (including P-Notes), money market instruments, and also, within a limit of 15% of the assets, in debt securities of any kind and, within a limit of 10% of the assets, in UCITS or UCIs.

In respect of the above investments limits, the sub-fund’s investments into “China A-Shares” via the Stock Connect may reach up to 20% of its assets.

The sub-fund may be exposed to emerging markets up to 30% of its assets, including exposure to China.

The sub-fund may hold ancillary liquid assets within the limits and conditions described in Book I, Appendix 1 – Eligible Assets, point 7 of the Luxembourg Prospectus.”

- 5.3 Under “Investment Policy” of the sub fund BNP Paribas Funds Disruptive Technology to delete the paragraph and to replace it with the following :

“Investment policy

At all times, this sub-fund invests at least 75% of its assets in equities and/or equity equivalent securities issued by worldwide companies which enable or profit from innovative technologies, including but not limited to (i) artificial intelligence, (ii) cloud computing, and (iii) robotics.

The remaining portion, namely a maximum of 25% of its assets, may be invested in any other transferable securities and money market instruments provided that investments in debt securities of any kind do not exceed 15% of its assets, and up to 10% of its assets may be invested in UCITS or UCIs.

In respect of the above investment limits, the sub-fund’s investments in “China A-Shares” via the Stock Connect will not exceed 20% of its assets.

The sub-fund may be exposed to emerging markets up to 20% of its assets, including exposure to China.

The sub-fund may hold ancillary liquid assets within the limits and conditions described in Book I, Appendix 1 – Eligible Assets, point 7 of the Luxembourg Prospectus.

- 5.4 Under “Investment Policy” of the sub fund BNP Paribas Funds Ecosystem Restoration, to delete the paragraph and to replace it with the following :

“Investment policy

At all times, this thematic sub-fund invests at least 75% of its assets in equities and/or equity equivalent securities issued by companies globally that are providing solutions to the restoration of ecosystems through their products, services or processes.

The Ecosystem restoration themes include, but are not limited to, ocean health and clean water, smart agriculture and food innovation, and circular economy and eco-design.

- Ocean Health & Clean Water: This relates to aquatic ecosystems, which sustain the lives of billions of people, regulate climate, produces half our oxygen. Examples include desalination, smart irrigation and water flow control.
- Smart Agriculture & Food Innovation: This relates to terrestrial ecosystems, which provide the basis for life through food supply, habitats for organisms and biodiversity. Examples include animal health, smart farming and forestry management.
- Circular Economy & Eco-Design: This relates to the circular economy, which includes reducing, re-using and recycling materials to reduce waste and pollution. Examples include biodegradable plastics, textile recycling and waste management.

The remaining portion, namely a maximum of 25% of its assets, may be invested in any other transferable securities (including P Notes) and money market instruments, provided that investments in debt securities of any kind do not exceed 15% of its assets, and up to 10% of its assets may be invested in UCITS or UCIs.

In respect of the above investments limits, the sub-fund’s overall exposure (via both direct and indirect investments) to mainland China securities will not exceed 20% of its assets by investments in “China A Shares” via the Stock Connect.

The sub-fund may be exposed to emerging markets up to 35% of its assets, including exposure to China.

The sub-fund may hold ancillary liquid assets within the limits and conditions described in Book I, Appendix 1 – Eligible Assets, point 7 of the Luxembourg Prospectus.”

- 5.5 Under “Investment Policy” of the sub fund BNP Paribas Funds Energy Transition, to delete the paragraph and to replace it with the following :

“Investment policy

This thematic sub-fund aims at participating in the transition into a sustainable world by focusing on challenges related to energy transition.

At all times, this sub-fund invests at least 75% of its assets in equities and/or equity equivalent securities issued by worldwide companies that engage in energy transition.

Energy transition themes include, but are not limited to, renewable energy production, energy technology and materials, and energy infrastructure and mobility.

- Renewable Energy Production: This theme relates to decarbonising the energy system through production of renewable energy and carbon capture. Examples include clean power, hydrogen production, and renewable installation.
- Energy Technology & Materials: This theme relates to digitalising the energy system through electrification, efficiency and technology. Examples include batteries for electric vehicles, environmental data analytics, and critical raw materials.
- Energy Infrastructure & Mobility: This relates to decentralising the energy system through new infrastructure, distributed energy, and battery storage. This includes electric vehicle charging, hydrogen mobility and micro eMobility.

The remaining portion, namely a maximum of 25% of its assets, may be invested in any other transferable securities (including P-Notes) and money market instruments, provided that investments in debt securities of any kind do not exceed 15% of its assets, and up to 10% of its assets may be invested in UCITS or UCIs.

In respect of the above investments limits, the sub-fund's overall exposure (via both direct and indirect investments) to mainland China securities will not exceed 20% of its assets by investments in "China A-Shares" via the Stock Connect.

The sub-fund may be exposed to emerging markets up to 35% of its assets, including exposure to China.

The sub-fund may hold ancillary liquid assets within the limits and conditions described in Book I, Appendix 1 – Eligible Assets, point 7 of the Luxembourg Prospectus."

- 5.6 Under "Investment Policy – Description of the assets" of the sub fund BNP Paribas Funds Environmental Absolute Return Thematic Equity (EARTH), to delete the sub-paragraph and to replace it with the following :

"Description of the assets

1. Main assets

- Equity and equity equivalent securities listed or traded on Regulated Markets worldwide of both developed and emerging countries
- CFDs, most of them to manage short positions
- "China A-Shares" via the Stock Connect up to 20% of the assets
- Equity Linked Notes
- Apart from direct investment in equities and CFDs (which are the preferred way to invest), the sub-fund may be also invested in equity substitutes such as Equity Linked Notes, ETFs (up to 10% of the assets in order to get an exposure on equities) or P-notes when these instruments are considered as a less expensive or quickest/simplest way to invest.

The use of derivative instruments is an integral part of the investment policy and strategies of the sub-fund.

2. Ancillary assets

The sub-fund may also invest in the following instruments and limits of net assets:

- Fixed and/or floating rate debt securities, including but not limited to Government and Government Guaranteed Securities, which are considered Investment Grade and Investment Grade Structured Debt
- Convertible Bonds
- Any other Transferable Securities: maximum 5%
- Deposits
- Money market instruments such as but not limited to treasury bills or Money Market Funds.

The sub-fund may invest up to 10% of the assets in UCITS or UCIs.

The sub-fund may be exposed to emerging markets up to 35% of its assets, including exposure to China.

The sub-fund may hold ancillary liquid assets within the limits and conditions described in Book I, Appendix 1 – Eligible Assets, point 7 of the Luxembourg Prospectus."

- 5.7 Under "Investment Policy" of the sub fund BNP Paribas Funds Euro High Yield Bond, to delete the paragraph and to replace it with the following :

“Investment policy”

This sub-fund invests at least 2/3 of its assets in bonds denominated in European currencies or other similar securities that are rated below Baa3 by Moody's or BBB- by S&P / Fitch and issued by companies.

The remaining portion, namely a maximum of 1/3 of its assets, may be invested in any other transferable securities, money market instruments, and up to 10% of its assets may be invested in UCITS or UCIs.

If these ratings criteria are not met, the Investment Manager shall adjust the portfolio's composition in the best interests of investors and in the timeliest manner.

The sub-fund may be exposed to emerging markets up to 5% of its assets.

After hedging, the sub-fund's exposure to currencies other than the euro will not exceed 5%.

The sub-fund may hold ancillary liquid assets within the limits and conditions described in Book I, Appendix 1 – Eligible Assets, point 7 of the Luxembourg Prospectus.”

- 5.8 Under “Investment Policy” of the sub fund BNP Paribas Funds Europe Convertible, to delete the paragraph and to replace it with the following :

“Investment policy”

The sub-fund invests at least 2/3 of its assets in convertible bonds and securities treated as equivalent to convertible bonds denominated in euro and/or whose underlying assets are issued by companies that have their registered office in, or conduct a significant proportion of their business in, Europe.

The Investment Manager will focus on convertible bonds strategies, investing in convertible bonds securities or achieving exposure to such securities by investing in fixed income securities and financial derivative instruments (such as options, swaps and/or CFD).

The remaining portion, namely a maximum of 1/3 of its assets, may be invested in any other transferable securities, money market instruments, and also, within a limit of 10% of the assets, in UCITS or UCIs.

The sub-fund may be exposed to emerging markets up to 5% of its assets.

After hedging, the sub-fund's exposure to currencies other than EUR may not exceed 5% of the assets.

The sub-fund may hold ancillary liquid assets within the limits and conditions described in Book I, Appendix 1 – Eligible Assets, point 7 of the Luxembourg Prospectus.”

- 5.9 Under “Investment Policy” of the sub fund BNP Paribas Funds Europe Small Cap, to delete the paragraph and to replace it with the following :

“Investment policy”

This sub-fund invests at least 2/3 of its assets in equities and/or equity equivalent securities issued by companies having market capitalisation below the highest market capitalisation (observed at the beginning of each financial year) of the MSCI Europe Small Cap* index, that have their registered offices or conduct the majority of their business activities in Europe.

The remaining portion, namely a maximum of 1/3 of its assets, may be invested in any other transferable securities, money market instruments, and also, within a limit of 15% of the assets, in debt securities of any kind and, within a limit of 10% of the assets, in UCITS or UCIs.

* with “MSCI Limited” as Benchmark Index administrator. Since 1 January 2021, “MSCI Limited” is considered as a “third country” UK administrator vis-à-vis the European Union and

no longer appears on the Benchmark Register. The non-EU benchmarks are permitted to be used in the EU until the Regulation 2016/1011's transition period which has been extended to 31 December 2025. During this time "MSCI Limited" can either be granted the UK "equivalence" by the European Union or "endorsement" or "recognition" as per Regulation 2016/1011.

At all times, at least 75% of the assets are invested in equities issued by companies that have their registered office either in a country member of the EEA, or in the United Kingdom, other than non-cooperative countries in the fight against fraud and tax evasion.

The sub-fund may hold ancillary liquid assets within the limits and conditions described in Book I, Appendix 1 – Eligible Assets, point 7 of the Luxembourg Prospectus.

- 5.10 Under "Investment Policy – Ancillary assets" of the sub fund BNP Paribas Funds Global Bond Opportunities, to delete the sub-paragraph and to replace it with the following :

"2. Ancillary assets

A maximum of 35% of the sub-fund assets may be invested in the following instruments:

- (i) Convertible bonds.
- (ii) Equity exposures resulting from previously-held fixed income exposures, junior subordinated instruments, or where these exposures serve to hedge or isolate a fixed income or market risk efficiently, such as proceeds from fixed income restructurings – either through a voluntary exchange, or in the event of a default, a restructuring may result in equity being issued to bondholders. It may be in the interests of the sub-fund holders for the Investment Manager to agree to the terms of such an exchange if voluntary, or to hold the proceeds of a restructuring if involuntary.
- (iii) Equity tranches of ABS, CLOs, CDOs – up to 10%. – the investment approach of the sub-fund predominantly focuses on fixed-income senior and mezzanine tranches of such issues, but the flexibility is retained to participate in the junior equity tranche.

After hedging, the sub-fund's exposure to currencies other than EUR may not exceed 20%.

The sub-fund will not invest more than 10% of its net assets in shares or units issued by UCITS or UCIs.

In respect of the above investments limits, the sub-fund's investments into debt securities traded on the China Interbank Bond market and the Bond Connect may reach up to 20% of its assets.

The sub-fund may be exposed to emerging markets up to 50% of its assets, including exposure to China."

- 5.11 Under "Investment Policy" of the sub fund BNP Paribas Funds Global Convertible, to delete the paragraph and to replace it with the following :

"Investment policy

This sub-fund invests at least 2/3 of its assets in convertible or similar bonds whose underlying shares are issued by companies from any countries.

The Investment Manager will seek to achieve a balance between the debt character of convertible bonds and their dependence on their respective underlying shares. In this respect, the sub-fund will take advantage of bond yields and will also be sensitive to the performance of the underlying shares.

The Investment Manager will focus on convertible bonds strategies, investing in convertible bonds securities or achieving exposure to such securities by investing in fixed income securities and financial derivative instruments (such as options, CDS, Equity Basket Swaps, variance and volatility swaps, and/or CFD).

The remaining portion, namely a maximum of 1/3 of its assets, may be invested in any other transferable securities, money market instruments, and up to 10% of its assets may be invested in UCITS or UCIs.

After hedging, the sub-fund's exposure to currencies other than USD may not exceed 25%.

The sub-fund's overall exposure (via both direct and indirect investments) to mainland China securities will not exceed 30% of its assets.

The sub-fund may be exposed to emerging markets up to 30% of its assets, including exposure to China.

The sub-fund may hold ancillary liquid assets within the limits and conditions described in Book I, Appendix 1 – Eligible Assets, point 7 of the Luxembourg Prospectus.”

- 5.12 Under “Investment Objective” and “Investment Policy” of the sub fund BNP Paribas Funds Global Environment, to delete the respective paragraphs and to replace them with the following :

“Investment objective

Increase the value of its assets over the medium term by investing primarily in global Environmental Markets companies which aim at helping or accelerating the transition to a more sustainable economy.

Investment policy

This thematic sub-fund aims to invest in global companies focused on challenges related to the environment.

At all times, this sub-fund invests at least 75% of its assets in equities and/or equity equivalent securities issued by global companies that conduct a significant part of their business in Environmental Markets.

“Environmental Markets” include, but are not limited to, Renewable & Alternative Energy, Energy Efficiency, Water Infrastructure & Technologies, Pollution Control, Waste Management & Technologies, Environmental Support Services, and Sustainable Food.

The remaining portion, namely a maximum of 25% of its assets, may be invested in any other transferable securities (including P-Notes), money market instruments, and also, within a limit of 15% of the assets, in debt securities of any kind and, within a limit of 10% of the assets, in UCITS or UCIs.

In respect of the above investments limits, the sub-fund's investments into “China A-Shares” via the Stock Connect may reach up to 20% of its assets.

The sub-fund may be exposed to emerging markets up to 30% of its assets, including exposure to China.

The sub-fund may hold ancillary liquid assets within the limits and conditions described in Book I, Appendix 1 – Eligible Assets, point 7 of the Luxembourg Prospectus.”

- 5.13 Under “Investment Policy” of the sub fund BNP Paribas Funds Global High Yield Bond, to delete the paragraph and to replace it with the following :

“Investment policy

This sub-fund invests at least 2/3 of its assets in bond or other similar securities that are rated below Baa3 (Moody's) or BBB- (S&P / Fitch) and denominated in various currencies throughout the world.

The remaining portion, namely a maximum of 1/3 of its assets, may be invested in any other transferable securities, money market instruments, and up to 10% of its assets may be invested in UCITS or UCIs.

If these ratings criteria are not met, the Investment Manager shall adjust the portfolio's composition in the best interests of investors and in the timeliest manner.

The sub-fund may be exposed to emerging markets up to 7% of its assets.

After hedging, the sub-fund's exposure to currencies other than EUR may not exceed 5%.

The sub-fund may hold ancillary liquid assets within the limits and conditions described in Book I, Appendix 1 – Eligible Assets, point 7 of the Luxembourg Prospectus.”

- 5.14 Under “Investment Objective” and “Investment Policy” of the sub fund BNP Paribas Funds Green Tigers, to delete the respective paragraphs and to replace them with the following :

“Investment objective

Increase the value of its assets over the medium term by investing primarily in Environmental Markets companies based in the Asia-Pacific region, which aim at helping or accelerating the transition to a more sustainable economy.

Investment policy

This thematic sub-fund aims to invest in companies focused on challenges related to the environment in the Asia-Pacific region.

At all times, this sub-fund invests at least 75% of its assets in equities and/or equity equivalent securities issued by companies based in Asia and/or in the Pacific Region that conduct a significant part of their business in Environmental Markets.

“Environmental Markets” include, but are not limited to, Renewable & Alternative Energy, Energy Efficiency, Water Infrastructure & Technologies, Pollution Control, Waste Management & Technologies, Environmental Support Services, and Sustainable Food.

The remaining portion, namely a maximum of 25% of its assets, may be invested in any other transferable securities (including P-Notes) and money market instruments, provided that investments in debt securities of any kind do not exceed 15% of its assets, and up to 10% of its assets may be invested in UCITS or UCIs.

In respect of the above investments limits, the sub-fund's overall exposure (via both direct and indirect investments) to mainland China securities will not exceed 25% of its assets by investments in “China A-Shares” via the Stock Connect.

The sub-fund may hold ancillary liquid assets within the limits and conditions described in Book I, Appendix 1 – Eligible Assets, point 7 of the Luxembourg Prospectus.”

- 5.15 Under “Investment Policy” of the sub fund BNP Paribas Funds Inclusive Growth, to delete the paragraph and to replace it with the following :

“Investment policy

This thematic sub-fund aims at helping or accelerating the transition into a sustainable world by focusing on inclusive growth.

At all times, this sub-fund invests at least 75% of its assets in equities and/or equity equivalent securities issued by worldwide companies which support the vision of a more inclusive and sustainable society.

Inclusive growth themes include, but are not limited to:

- 1) Creating a safety net for the most fragile;
- 2) Investing in social mobility;
- 3) Access to primary goods;
- 4) Tackling corruption, rent seeking, lobbying, and
- 5) Decarbonisation & biodiversity.

The remaining portion, namely a maximum of 25% of its assets may be invested in any other transferable securities (including P-Notes), money market instruments and also, within a limit of 15% of the assets, in debt securities of any kind and, within a limit of 10% of the assets, in UCITS or UCIs.

The sub-fund's investments into "China A-Shares" via the Stock Connect may reach up to 20% of its assets.

The sub-fund may be exposed to emerging markets up to 20% of its assets, including exposure to China.

The sub-fund may hold ancillary liquid assets within the limits and conditions described in Book I, Appendix 1 – Eligible Assets, point 7 of the Luxembourg Prospectus."

- 5.16 Under "Investment Objective" and "Investment Policy" of the sub fund BNP Paribas Funds SMaRT Food, to delete the respective paragraphs and to replace them with the following :

"Investment objective

SMaRT means Sustainably Manufactured and Responsibly Transformed.

Increase the value of its assets over the medium term by investing in global sustainable food value chain companies which aim at helping or accelerating the transition to a more sustainable economy.

Investment policy

This thematic sub-fund aims to invest in global companies within the sustainable food value chain that are delivering solutions to environmental and nutritional challenges.

At all times, this sub-fund invests at least 75% of its assets in equities and/or equity equivalent securities issued by global companies that conduct a significant proportion of their business in the food supply chain and related or connected sectors with sustainable activities and processes. The food value chain includes but is not limited to, growers and inputs, technology and logistics, food safety, sustainable packaging, distribution, basic foods and ingredients, value added foods.

The remaining portion, namely a maximum of 25% of its assets may be invested in any other transferable securities (including P-Notes), money market instruments, and also, within a limit of 15% of the assets, in debt securities of any kind and, within a limit of 10% of the assets, in UCITS or UCIs.

In respect of the above investments limits, the sub-fund's investments into "China A-Shares" via the Stock Connect may reach up to 20% of its assets.

The sub-fund may be exposed to emerging markets up to 30% of its assets, including exposure to China.

The sub-fund may hold ancillary liquid assets within the limits and conditions described in Book I, Appendix 1 – Eligible Assets, point 7 of the Luxembourg Prospectus."

- 5.17 Under "Investment Policy" of the sub fund BNP Paribas Funds Sustainable Global Corporate Bond, to delete the paragraph and to replace it with the following :

"Investment policy

The sub-fund follows a "Best-in-Class" approach which selects issuers that demonstrate superior social and environmental responsibility, while implementing robust corporate governance practices within their sector of activity.

In addition, the sub-fund will select issuers (1) whose products and services contribute to resolving problems linked to environment and sustainable development, and (2) whose

products and services will have positive and sustainable impacts on the environment and social climate.

The sub-fund invests at least 2/3 of its assets in Investment Grade Bonds and/or securities treated as equivalent issued by companies in any country.

In the event the rating criteria are no longer met, the Investment Manager will promptly adjust the composition of the portfolio in the interest of the shareholders.

The remaining portion, namely a maximum of 1/3 of its assets, may be invested in any other transferable securities, money market instruments, and, within a limit of 10% of the assets, in UCITS or UCIs.

The sub-fund may be exposed to emerging markets up to 5% of its assets.

After hedging, the sub-fund's exposure to currencies other than USD may not exceed 5%.

The sub-fund may hold ancillary liquid assets within the limits and conditions described in Book I, Appendix 1 – Eligible Assets, point 7 of the Luxembourg Prospectus.”

- 5.18 Under “Investment Policy” of the sub fund BNP Paribas Funds Sustainable Global Equity, to delete the paragraph and to replace it with the following :

“Investment policy

At all times, this sub-fund invests 75% of its assets in equity and/or equity equivalent of companies selected based on fundamental driven investment process.

The remaining portion, namely a maximum of 25% of its assets, may be invested in any other transferable securities (including P-Notes) and money market instruments, provided that investments in debt securities of any kind do not exceed 15% of its assets, and up to 10% of its assets may be invested in UCITS or UCIs.

In respect of the above investments limits, the sub-fund's investments into “China A-Shares” via the Stock Connect may reach up to 20% of its assets.

The sub-fund may be exposed to emerging markets up to 20% of its assets, including exposure to China. The sub-fund may hold ancillary liquid assets within the limits and conditions described in Book I, Appendix 1 – Eligible Assets, point 7 of the Luxembourg Prospectus.”

6. **Section 19 of the Singapore Prospectus**

- 6.1 Under Section 19.3 of the Singapore Prospectus, to include “emerging markets risks” as the specific risks to the following sub funds :

- BNP Paribas Funds Climate Impact
- BNP Paribas Funds Disruptive Technology
- BNP Paribas Funds Ecosystem Restoration
- BNP Paribas Funds Energy Transition
- BNP Paribas Funds Euro High Yield Bond
- BNP Paribas Funds Europe Convertible
- BNP Paribas Funds Global Environment
- BNP Paribas Funds Global High Yield Bond
- BNP Paribas Funds Green Tigers
- BNP Paribas Funds Inclusive Growth
- BNP Paribas Funds SMaRT Food
- BNP Paribas Funds Sustainable Global Equity

6.2 Under Section 19.3 of the Singapore Prospectus to include “specific risks related to investments in Mainland China including Changes in PRC taxation risk and risks related to stock connect” as the specific risk to the sub fund BNP Paribas Funds Inclusive Growth.

6.3 Under Section 19.3 of the Singapore Prospectus to include “liquidity risk” as the specific risk to the sub fund BNP Paribas Funds Global Convertible.

7. Section 26 of the Singapore Prospectus

7.1 Under Section 26.1 of the Singapore Prospectus to delete the entire table and to replace it with the following :

26.1 Past performance of the sub-funds and their respective benchmarks as of 30 April 2024 :

Sub-Fund	Shares	Inception date	1 Year	3 Years	5 Years	10 Years	Since inception	Benchmark Name	1 Year BM	3 Year BM	5Y BM	10Y BM	Since Inception BM
			%	Average annual compounded return (%)					%	Average annual compounded return (%)			
BNP Paribas Funds Aqua													
	Classic Capitalisation	16/7/2015	0.16	0.06	0.11	0.00	0.09	MSCI World (EUR) NR	0.22	0.10	0.11	0.00	0.09
	Classic Distribution	29/9/2017	0.16	0.06	0.11	0.00	0.10	MSCI World (EUR) NR	0.22	0.10	0.11	0.00	0.11
	Classic RH SGD MD Distribution	20/12/2017	0.16	0.08	0.12	0.00	0.11	MSCI World (Hedged in SGD) (NR)	0.23	0.11	0.13	0.00	0.12
	Classic RH USD Capitalisation	21/4/2017	0.18	0.08	0.13	0.00	0.11	MSCI World (Hedged in USD) (NR)	0.18	0.06	0.09	0.00	0.09
	Classic RH USD MD Distribution	21/4/2017	0.18	0.08	0.13	0.00	0.11	MSCI World (Hedged in USD) (NR)	0.18	0.06	0.09	0.00	0.09
	Classic SGD Capitalisation	28/12/2017	0.14	0.03	0.10	0.00	0.08	MSCI World (EUR) NR	0.21	0.07	0.10	0.00	0.10
	Classic USD Capitalisation	29/9/2017	0.12	0.02	0.10	0.00	0.08	MSCI World (EUR) NR	0.18	0.06	0.10	0.00	0.10
	Classic USD Distribution	29/9/2017	0.12	0.02	0.10	0.00	0.08	MSCI World (EUR) NR	0.18	0.06	0.10	0.00	0.10
	I Capitalisation	16/7/2015	0.17	0.08	0.12	0.00	0.11	MSCI World (EUR) NR	0.22	0.10	0.11	0.00	0.09
	I USD Capitalisation	16/11/2020	0.13	0.03	0.00	0.00	0.08	MSCI World (EUR) NR	0.18	0.06	0.00	0.00	0.09
	Privilege Capitalisation	16/7/2015	0.17	0.08	0.12	0.00	0.11	MSCI World (EUR) NR	0.22	0.10	0.11	0.00	0.09

Sub-Fund	Shares	Inception date	1 Year	3 Years	5 Years	10 Years	Since inception	Benchmark Name	1 Year BM	3 Year BM	5Y BM	10Y BM	Since Inception BM
			%	Average annual compounded return (%)					%	Average annual compounded return (%)			
	Privilege USD Capitalisation	19/7/2018	0.13	0.03	0.11	0.00	0.10	MSCI World (EUR) NR	0.18	0.06	0.10	0.00	0.10
BNP Paribas Funds Asia Tech Innovators													
	Classic Capitalisation	18/11/2022	0.06	0.00	0.00	0.00	0.02	MSCI AC Asia ex Japan (USD) NR	0.08	0.00	0.00	0.00	0.09
	Classic RH SGD Capitalisation	15/6/2023	0.00	0.00	0.00	0.00	-0.01	MSCI AC Asia ex Japan (Hedged in SGD) NR	0.00	0.00	0.00	0.00	0.02
BNP Paribas Funds Brazil Equity													
	Classic Capitalisation	11/12/2006	0.04	-0.05	-0.05	-0.04	-0.01	MSCI Brazil 10/40 (NR)	0.15	0.02	0.00	0.01	0.03
	Classic Distribution	11/12/2006	0.04	-0.05	-0.05	-0.04	-0.01	MSCI Brazil 10/40 (NR)	0.15	0.02	0.00	0.01	0.03
	Classic EUR Capitalisation	11/12/2006	0.07	-0.01	-0.04	-0.01	0.00	MSCI Brazil 10/40 (NR)	0.19	0.07	0.01	0.03	0.04
	I Capitalisation	12/12/2006 (sleeping)	N.A.	N.A.	N.A.	N.A.	N.A.	N.A.	N.A.	N.A.	N.A.	N.A.	N.A.
	Privilege Capitalisation	11/12/2006	0.05	-0.04	-0.04	-0.03	0.00	MSCI Brazil 10/40 (NR)	0.15	0.02	0.00	0.01	0.03
BNP Paribas Funds China A-Shares													
	Classic Capitalisation	29/9/2017	-0.17	-0.17	-0.02	0.00	-0.01	MSCI China A Onshore (USD) NR	-0.14	-0.12	0.00	0.00	-0.02

Sub-Fund	Shares	Inception date	1 Year	3 Years	5 Years	10 Years	Since inception	Benchmark Name	1 Year BM	3 Year BM	5Y BM	10Y BM	Since Inception BM
			%	Average annual compounded return (%)					%	Average annual compounded return (%)			
	Classic Distribution	28/12/2017	-0.17	-0.17	-0.02	0.00	-0.02	MSCI China A Onshore (USD) NR	-0.14	-0.12	0.00	0.00	-0.02
BNP Paribas Funds China Equity													
	Classic Capitalisation	1/7/1997	-0.17	-0.23	-0.05	0.01	0.00	MSCI China 10/40 (USD) NR	-0.07	-0.17	-0.05	0.02	0.02
	Classic Distribution	1/7/1997	-0.17	-0.23	-0.05	0.01	0.00	MSCI China 10/40 (USD) NR	-0.07	-0.17	-0.05	0.02	0.02
	Classic EUR Capitalisation	29/9/2010	-0.14	-0.20	-0.04	0.04	0.02	MSCI China 10/40 (USD) NR	-0.04	-0.14	-0.04	0.05	0.03
	Classic EUR Distribution	29/9/2010	-0.14	-0.20	-0.04	0.04	0.02	MSCI China 10/40 (USD) NR	-0.04	-0.14	-0.04	0.05	0.03
	Classic RH SGD Capitalisation	15/4/2021	-0.19	-0.24	0.00	0.00	-0.23	MSCI China 10/40 Hedged in SGD (NR)	-0.09	-0.18	0.00	0.00	-0.18
	Classic RH SGD MD Distribution	15/4/2021	-0.19	-0.24	0.00	0.00	-0.23	MSCI China 10/40 Hedged in SGD (NR)	-0.09	-0.18	0.00	0.00	-0.18
	I Capitalisation	15/11/2007	-0.16	-0.22	-0.04	0.03	-0.01	MSCI China 10/40 (USD) NR	-0.07	-0.17	-0.05	0.02	0.00
	Privilege Capitalisation	15/7/2011	-0.16	-0.22	-0.04	0.02	0.01	MSCI China 10/40 (USD) NR	-0.07	-0.17	-0.05	0.02	0.01
	Privilege Distribution	21/5/2013	-0.16	-0.22	-0.04	0.02	0.02	MSCI China 10/40 (USD) NR	-0.07	-0.17	-0.05	0.02	0.02
BNP Paribas Funds Climate Impact													
	Classic Capitalisation	30/5/2006	0.05	-0.02	0.07	0.08	0.06	MSCI AC World (EUR) NR	0.21	0.08	0.11	0.11	0.09

Sub-Fund	Shares	Inception date	1 Year	3 Years	5 Years	10 Years	Since inception	Benchmark Name	1 Year BM	3 Year BM	5Y BM	10Y BM	Since Inception BM
			%	Average annual compounded return (%)					%	Average annual compounded return (%)			
	Classic RH SGD Capitalisation	2/9/2021	0.05	0.00	0.00	0.00	-0.06	MSCI AC World (Hedged in SGD) NR	0.20	0.00	0.00	0.00	0.07
	Classic USD Capitalisation	28/12/2017	0.02	-0.05	0.06	0.00	0.05	MSCI AC World (EUR) NR	0.17	0.04	0.10	0.00	0.08
	U2 HKD Capitalisation	29/7/2022	0.03	0.00	0.00	0.00	0.00	MSCI AC World (EUR) NR	0.22	0.00	0.00	0.00	0.10
	U2 HKD Distribution	6/1/2021	0.02	-0.04	0.00	0.00	-0.03	MSCI AC World (EUR) NR	0.22	0.09	0.00	0.00	0.12
	U2 HKD MD Distribution	29/7/2022	0.03	0.00	0.00	0.00	-0.01	MSCI AC World (EUR) NR	0.22	0.00	0.00	0.00	0.10
	U2 RH AUD Distribution	5/2/2021	0.00	-0.07	0.00	0.00	-0.06	MSCI AC World (Hedged in AUD) NR	0.23	0.09	0.00	0.00	0.10
	U2 RH CHF Distribution	21/7/2021	-0.02	0.00	0.00	0.00	-0.10	MSCI AC World (Hedged in CHF) NR	0.18	0.00	0.00	0.00	0.06
	U2 RH CNH Capitalisation	29/7/2022	0.00	0.00	0.00	0.00	-0.04	MSCI AC World (Hedged in CNH) (NR)	0.20	0.00	0.00	0.00	0.09
	U2 RH CNH Distribution	12/1/2021	0.00	-0.05	0.00	0.00	-0.05	MSCI AC World (Hedged in CNH) NR	0.20	0.09	0.00	0.00	0.11
	U2 RH CNH MD Distribution	29/7/2022	0.00	0.00	0.00	0.00	-0.04	MSCI AC World (Hedged in CNH) (NR)	0.20	0.00	0.00	0.00	0.09
	U2 RH EUR Capitalisation	7/7/2022	0.00	0.00	0.00	0.00	0.01	MSCI AC World (Hedged in EUR) NR	0.18	0.00	0.00	0.00	0.13
	U2 RH EUR Distribution	7/7/2022	0.00	0.00	0.00	0.00	0.01	MSCI AC World (Hedged in EUR) NR	0.18	0.00	0.00	0.00	0.13

Sub-Fund	Shares	Inception date	1 Year	3 Years	5 Years	10 Years	Since inception	Benchmark Name	1 Year BM	3 Year BM	5Y BM	10Y BM	Since Inception BM
			%	Average annual compounded return (%)					%	Average annual compounded return (%)			
	U2 RH EUR MD Distribution	29/7/2022	0.00	0.00	0.00	0.00	-0.04	MSCI AC World (Hedged in EUR) (NR)	0.18	0.00	0.00	0.00	0.11
	U2 RH GBP Distribution	6/1/2021	0.02	-0.06	0.00	0.00	-0.05	MSCI AC World (Hedged in GBP) NR	0.23	0.09	0.00	0.00	0.12
	U2 RH SGD Capitalisation	11/1/2021	0.01	-0.06	0.00	0.00	-0.05	MSCI AC World (Hedged in SGD) NR	0.20	0.09	0.00	0.00	0.12
	U2 RH SGD Distribution	7/7/2022	0.01	0.00	0.00	0.00	0.02	MSCI AC World (Hedged in SGD) NR	0.20	0.00	0.00	0.00	0.12
	U2 RH SGD MD Distribution	29/7/2022	0.01	0.00	0.00	0.00	-0.03	MSCI AC World (Hedged in SGD) (NR)	0.20	0.00	0.00	0.00	0.10
	U2 RH USD Capitalisation	1/4/2022	0.08	0.00	0.00	0.00	-0.01	MSCI AC World (Hedged in USD) (NR)	0.23	0.00	0.00	0.00	0.08
	U2 USD Capitalisation	11/12/2020	0.03	-0.05	0.00	0.00	-0.01	MSCI AC World (EUR) NR	0.17	0.04	0.00	0.00	0.09
	U2 USD Distribution	22/1/2021	0.03	-0.05	0.00	0.00	-0.04	MSCI AC World (EUR) NR	0.17	0.04	0.00	0.00	0.06
	U2 USD MD Distribution	29/7/2022	0.03	0.00	0.00	0.00	-0.01	MSCI AC World (EUR) NR	0.17	0.00	0.00	0.00	0.12
BNP Paribas Funds Consumer Innovators													
	Classic Capitalisation	4/6/1999	0.07	-0.03	0.06	0.10	0.04	MSCI World Consumer Discretionary (NR)	0.21	0.04	0.11	0.13	0.06

Sub-Fund	Shares	Inception date	1 Year	3 Years	5 Years	10 Years	Since inception	Benchmark Name	1 Year BM	3 Year BM	5Y BM	10Y BM	Since Inception BM
			%	Average annual compounded return (%)					%	Average annual compounded return (%)			
	Classic Distribution	4/6/1999	0.07	-0.03	0.06	0.10	0.04	MSCI World Consumer Discretionary (NR)	0.21	0.04	0.11	0.13	0.06
	Classic HKD Capitalisation	02/09/2021 (inactive - no performance)	N.A.	N.A.	N.A.	N.A.	N.A.	N.A.	N.A.	N.A.	N.A.	N.A.	N.A.
	Classic RH SGD Capitalisation	2/9/2021	0.08	0.00	0.00	0.00	-0.05	MSCI World Consumer Discretionary Hedged in SGD (NR)	0.22	0.00	0.00	0.00	0.03
	Classic USD Capitalisation	4/6/1999	0.04	-0.07	0.05	0.07	0.05	MSCI World Consumer Discretionary (NR)	0.18	0.00	0.10	0.09	0.06
	Classic USD Distribution	17/11/2023	0.00	0.00	0.00	0.00	0.03	MSCI World Consumer Discretionary (NR)	0.00	0.00	0.00	0.00	0.08
	I Capitalisation	11/10/2010	0.08	-0.02	0.07	0.11	0.13	MSCI World Consumer Discretionary (NR)	0.21	0.04	0.11	0.13	0.14
	Privilege Capitalisation	9/8/2011	0.08	-0.02	0.07	0.11	0.13	MSCI World Consumer Discretionary (NR)	0.21	0.04	0.11	0.13	0.15
	Privilege Distribution	29/5/2013	0.08	-0.02	0.07	0.11	0.11	MSCI World Consumer Discretionary (NR)	0.21	0.04	0.11	0.13	0.12

Sub-Fund	Shares	Inception date	1 Year	3 Years	5 Years	10 Years	Since inception	Benchmark Name	1 Year BM	3 Year BM	5Y BM	10Y BM	Since Inception BM
			%	Average annual compounded return (%)					%	Average annual compounded return (%)			
BNP Paribas Funds Disruptive Technology													
	Classic Capitalisation	3/6/1997	0.34%	0.12%	0.17%	0.20%	0.09%	MSCI World (EUR) NR	0.22%	0.10%	0.11%	0.16%	0.09%
	Classic Distribution	3/6/1997	0.34%	0.12%	0.17%	0.20%	0.09%	MSCI World (EUR) NR	0.22%	0.10%	0.11%	0.16%	0.09%
	Classic H SGD Cap	18/1/2024	N.A.	N.A.	N.A.	N.A.	0.03%	MSCI World (NR) (hedged in SGD)	N.A.	N.A.	N.A.	N.A.	0.06%
	Classic USD Capitalisation	17/5/2013	0.30%	0.07%	0.15%	0.17%	0.16%	MSCI World (EUR) NR Classic USD	0.18%	0.06%	0.10%	0.13%	0.13%
	Classic USD Distribution	30/5/2013	0.30%	0.07%	0.15%	0.17%	0.17%	MSCI World (EUR) NR Classic USD	0.18%	0.06%	0.10%	0.13%	0.13%
	I Capitalisation	29/2/2008	0.36%	0.13%	0.18%	0.21%	0.15%	MSCI World (EUR) NR	0.22%	0.10%	0.11%	0.16%	0.13%
	Privilege Capitalisation	11/2/2013	0.36%	0.13%	0.18%	0.21%	0.20 %	MSCI World (EUR) NR	0.22%	0.10%	0.11%	0.16%	0.16%
	Privilege Distribution	16/12/2013	0.36%	0.13%	0.18%	0.21%	0.20 %	MSCI World (EUR) NR	0.22%	0.10%	0.11%	0.16%	0.16%
	Privilege USD Capitalisation	14/5/2018	0.31%	0.08%	0.16%	0.00%	0.16%	MSCI World (EUR) NR Classic USD	0.18 %	0.06%	0.10%	0.00%	0.09%
BNP Paribas Funds Ecosystem Restoration													
	Classic RH SGD	3/6/2021	-0.18	0.00	0.00	0.00	-0.31	MSCI AC World (Hedged in SGD)	0.20	0.00	0.00	0.00	0.09

Sub-Fund	Shares	Inception date	1 Year	3 Years	5 Years	10 Years	Since inception	Benchmark Name	1 Year BM	3 Year BM	5Y BM	10Y BM	Since Inception BM
			%	Average annual compounded return (%)					%	Average annual compounded return (%)			
	Capitalisation							NR					
	Classic USD Capitalisation	1/6/2021	-0.21	0.00	0.00	0.00	-0.35	MSCI AC World (EUR) NR	0.17	0.00	0.00	0.00	0.04
	I USD Capitalisation	1/6/2021	-0.20	0.00	0.00	0.00	-0.34	MSCI AC World (EUR) NR	0.17	0.00	0.00	0.00	0.04
	Privilege USD Capitalisation	3/6/2021	-0.20	0.00	0.00	0.00	-0.34	MSCI AC World (EUR) NR	0.17	0.00	0.00	0.00	0.04
BNP Paribas Funds Emerging Bond													
	Classic Capitalisation	16/10/1998	0.11	-0.05	-0.01	0.01	0.06	JPM EMBI Global Diversified (USD) RI	0.08	-0.03	0.00	0.03	0.08
	Classic Distribution	30/11/2012	0.11	-0.05	-0.01	0.01	0.01	JPM EMBI Global Diversified (USD) RI	0.08	-0.03	0.00	0.03	0.02
	Classic EUR Capitalisation	30/11/2012	0.15	-0.01	0.00	0.03	0.02	JPM EMBI Global Diversified (USD) RI	0.12	0.01	0.01	0.05	0.04
	Classic EUR Distribution	30/11/2012	0.15	-0.01	0.00	0.03	0.02	JPM EMBI Global Diversified (USD) RI	0.12	0.01	0.01	0.05	0.04
	Classic MD Distribution	16/10/1998	0.11	-0.05	-0.01	0.01	0.06	JPM EMBI Global Diversified (USD) RI	0.08	-0.03	0.00	0.03	0.08
	I Capitalisation	16/10/1998	0.12	-0.04	0.00	0.02	0.07	JPM EMBI Global Diversified (USD) RI	0.08	-0.03	0.00	0.03	0.08
	IH EUR Capitalisation	30/11/2012	0.10	-0.06	-0.02	0.00	0.00	JPM EMBI Global Diversified	0.06	-0.05	-0.02	0.01	0.01

Sub-Fund	Shares	Inception date	1 Year	3 Years	5 Years	10 Years	Since inception	Benchmark Name	1 Year BM	3 Year BM	5Y BM	10Y BM	Since Inception BM
			%	Average annual compounded return (%)					%	Average annual compounded return (%)			
								(hedged in EUR) RI					
	Privilege Capitalisation	16/10/1998	0.12	-0.04	0.00	0.02	0.07	JPM EMBI Global Diversified (USD) RI	0.08	-0.03	0.00	0.03	0.08
BNP Paribas Funds Emerging Bond Opportunities													
	Classic Capitalisation	27/5/1998	0.06	-0.05	-0.02	-0.01	0.05	50% JPM GBI-EM Global Diversified (RI) + 50% JPM EMBI Global Diversified (RI)	0.05	-0.03	0.00	0.02	0.07
	Classic Distribution	17/5/2013	0.06	-0.05	-0.02	-0.01	-0.02	50% JPM GBI-EM Global Diversified (RI) + 50% JPM EMBI Global Diversified (RI)	0.05	-0.03	0.00	0.02	0.01
	Classic EUR MD Distribution	26/4/2018	0.09	-0.01	-0.01	0.00	0.00	50% JPM GBI-EM Global Diversified (RI) + 50% JPM EMBI Global Diversified (RI)	0.08	0.01	0.01	0.00	0.02
	Classic HKD MD Distribution	26/4/2018	0.05	-0.05	-0.02	0.00	-0.02	50% JPM GBI-EM Global Diversified (RI) + 50% JPM EMBI Global Diversified	0.05	-0.03	0.00	0.00	0.00

Sub-Fund	Shares	Inception date	1 Year	3 Years	5 Years	10 Years	Since inception	Benchmark Name	1 Year BM	3 Year BM	5Y BM	10Y BM	Since Inception BM
			%	Average annual compounded return (%)					%	Average annual compounded return (%)			
								(RI)					
	Classic MD Distribution	31/5/2005	0.06	-0.05	-0.02	-0.01	-0.02	50% JPM GBI-EM Global Diversified (RI) + 50% JPM EMBI Global Diversified (RI)	0.05	-0.03	0.00	0.02	0.05
	Classic RH AUD MD Distribution	26/4/2018	0.04	-0.06	-0.03	0.00	-0.03	50% JPM GBI-EM Global Diversified (Hedged in AUD) (RI) + 50% JPM EMBI Global Diversified (Hedged in AUD) (RI)	0.03	-0.04	-0.01	0.00	-0.01
	Classic RH CNH MD Distribution	30/4/2018	0.03	-0.05	-0.02	0.00	-0.02	50% JPM GBI-EM Global Diversified (Hedged in CNH) (RI) + 50% JPM EMBI Global Diversified (Hedged in CNH) (RI)	0.02	-0.04	0.00	0.00	0.00
	Classic RH EUR Capitalisation	30/5/2003	0.03	-0.07	-0.04	-0.03	0.01	50% JPM GBI-EM Global Diversified Index (hedged in EUR) + 50% JPM EMBI Global Diversified Index (hedged in EUR)	0.04	-0.04	-0.01	0.00	0.04

Sub-Fund	Shares	Inception date	1 Year	3 Years	5 Years	10 Years	Since inception	Benchmark Name	1 Year BM	3 Year BM	5Y BM	10Y BM	Since Inception BM
			%	Average annual compounded return (%)					%	Average annual compounded return (%)			
	Classic RH EUR Distribution	30/5/2003	0.03	-0.07	-0.04	-0.03	0.01	50% JPM GBI-EM Global Diversified (RI) (Hedged in EUR) + 50% JPM EMBI Global Diversified (RI) (Hedged in EUR)	0.04	-0.04	-0.01	0.00	0.04
	Classic RH HKD MD Distribution	26/4/2018	0.05	-0.05	-0.02	0.00	-0.02	50% JPM GBI-EM Global Diversified (Hedged in HKD) (RI) + 50% JPM EMBI Global Diversified (Hedged in HKD) (RI)	0.04	-0.03	0.00	0.00	0.00
	Classic RH SGD MD Distribution	26/4/2018	0.04	-0.06	-0.03	0.00	-0.03	50% JPM GBI-EM Global Diversified (Hedged in SGD) RI + 50% JPM EMBI Global Diversified (Hedged in SGD) RI	0.03	-0.04	-0.01	0.00	-0.01
	I Capitalisation	31/5/2004	0.07	-0.04	-0.01	0.01	0.03	50% JPM GBI-EM Global Diversified (RI) + 50% JPM EMBI Global Diversified (RI)	0.05	-0.03	0.00	0.02	0.05

Sub-Fund	Shares	Inception date	1 Year	3 Years	5 Years	10 Years	Since inception	Benchmark Name	1 Year BM	3 Year BM	5Y BM	10Y BM	Since Inception BM
			%	Average annual compounded return (%)					%	Average annual compounded return (%)			
	I RH EUR Capitalisation	28/2/2005	0.04	-0.06	-0.03	-0.02	0.00	50% JPM GBI-EM Global Diversified (RI) (Hedged in EUR) + 50% JPM EMBI Global Diversified (RI) (Hedged in EUR)	0.04	-0.04	-0.01	0.00	0.04
	Privilege Capitalisation	16/7/2013	0.06	-0.04	-0.01	0.00	0.00	50% JPM GBI-EM Global Diversified (RI) + 50% JPM EMBI Global Diversified (RI)	0.05	-0.03	0.00	0.02	0.02
BNP Paribas Funds Emerging Equity													
	Classic Capitalisation	27/10/1997	0.06	-0.11	-0.04	0.00	0.02	MSCI Emerging Markets (NR)	0.10	-0.06	0.02	0.03	0.06
	Classic Distribution	27/10/1997	0.06	-0.11	-0.04	0.00	0.02	MSCI Emerging Markets (NR)	0.10	-0.06	0.02	0.03	0.06
	Classic EUR Capitalisation	29/9/2010	0.10	-0.08	-0.03	0.02	0.01	MSCI Emerging Markets (NR)	0.13	-0.02	0.03	0.06	0.04
	Classic EUR Distribution	29/9/2010	0.10	-0.08	-0.03	0.02	0.01	MSCI Emerging Markets (NR)	0.13	-0.02	0.03	0.06	0.04
	I Capitalisation	27/8/2003	0.07	-0.10	-0.03	0.01	0.05	MSCI Emerging Markets (NR)	0.10	-0.06	0.02	0.03	0.08
	Privilege Capitalisation	9/8/2011	0.07	-0.10	-0.03	0.01	0.00	MSCI Emerging Markets (NR)	0.10	-0.06	0.02	0.03	0.03

Sub-Fund	Shares	Inception date	1 Year	3 Years	5 Years	10 Years	Since inception	Benchmark Name	1 Year BM	3 Year BM	5Y BM	10Y BM	Since Inception BM
			%	Average annual compounded return (%)					%	Average annual compounded return (%)			
BNP Paribas Funds Energy Transition													
	Classic Capitalisation	7/10/1997	-0.40	-0.30	-0.05	-0.05	0.02	MSCI AC World (EUR) NR	0.21	0.08	0.08	0.04	0.06
	Classic Distribution	7/10/1997	-0.40	-0.30	-0.05	-0.05	0.02	MSCI AC World (EUR) NR	0.21	0.08	0.08	0.04	0.06
	Classic RH SGD Capitalisation	21/1/2021	-0.40	-0.30	0.00	0.00	-0.31	MSCI AC World (Hedged in SGD) NR	0.20	0.09	0.00	0.00	0.10
	Classic RH USD Capitalisation	2/9/2021	-0.39	0.00	0.00	0.00	-0.32	MSCI AC World (Hedged in USD) NR	0.23	0.00	0.00	0.00	0.07
	Classic Solidarity Distribution	14/12/2020 (inactive - no performance)	N.A.	N.A.	N.A.	N.A.	N.A.	N.A.	N.A.	N.A.	N.A.	N.A.	N.A.
	Classic Solidarity H EUR Capitalisation	27/1/2021	-0.41	-0.31	0.00	0.00	-0.32	MSCI AC World (Hedged in EUR) NR	0.18	0.04	0.00	0.00	0.07
	Classic USD Capitalisation	15/12/2010	-0.42	-0.33	-0.06	-0.07	-0.04	MSCI AC World (EUR) NR	0.17	0.04	0.07	0.01	0.03
	Classic USD Distribution	17/5/2013	-0.42	-0.33	-0.06	-0.07	-0.06	MSCI AC World (EUR) NR	0.17	0.04	0.07	0.01	0.03
	I Capitalisation	4/4/2006	-0.40	-0.30	-0.04	-0.04	0.00	MSCI AC World (EUR) NR	0.21	0.08	0.08	0.04	0.04
	I USD Capitalisation	15/4/2021	-0.42	-0.32	0.00	0.00	-0.31	MSCI AC World (EUR) NR	0.17	0.04	0.00	0.00	0.04
	Privilege Capitalisation	9/8/2011	-0.40	-0.30	-0.04	-0.04	-0.01	MSCI AC World (EUR) NR	0.21	0.08	0.08	0.04	0.06
	Privilege Distribution	12/2/2013	-0.40	-0.30	-0.04	-0.04	-0.03	MSCI AC World (EUR) NR	0.21	0.08	0.08	0.04	0.05

Sub-Fund	Shares	Inception date	1 Year	3 Years	5 Years	10 Years	Since inception	Benchmark Name	1 Year BM	3 Year BM	5Y BM	10Y BM	Since Inception BM
			%	Average annual compounded return (%)					%	Average annual compounded return (%)			
	Privilege USD Capitalisation	15/4/2021	-0.42	-0.32	0.00	0.00	-0.32	MSCI AC World (EUR) NR	0.17	0.04	0.00	0.00	0.04
BNP Paribas Funds Environmental Absolute Return Thematic Equity (EARTH)													
	Classic Capitalisation	15/7/2020	-0.40	-0.28	0.00	0.00	-0.19	No BM	0.00	0.00	0.00	0.00	0.00
	Classic Distribution	15/7/2020	-0.40	-0.28	0.00	0.00	-0.17	No BM	0.00	0.00	0.00	0.00	0.00
	Classic RH SGD Capitalisation	15/4/2021	-0.42	-0.29	0.00	0.00	-0.28	No BM	0.00	0.00	0.00	0.00	0.00
BNP Paribas Funds Euro Bond													
	Classic Capitalisation	5/6/1997	0.02	-0.05	-0.03	-0.01	0.03	Bloomberg Euro Aggregate (EUR) RI	0.03	-0.04	-0.02	0.01	0.04
	Classic Distribution	5/6/1997	0.02	-0.05	-0.03	-0.01	0.03	Bloomberg Euro Aggregate (EUR) RI	0.03	-0.04	-0.02	0.01	0.04
	I Capitalisation	5/6/1997	0.03	-0.04	-0.02	0.00	0.03	Bloomberg Euro Aggregate (EUR) RI	0.03	-0.04	-0.02	0.01	0.04

Sub-Fund	Shares	Inception date	1 Year	3 Years	5 Years	10 Years	Since inception	Benchmark Name	1 Year BM	3 Year BM	5Y BM	10Y BM	Since Inception BM
			%	Average annual compounded return (%)					%	Average annual compounded return (%)			
	Privilege Capitalisation	5/6/1997	0.03	-0.05	-0.02	0.00	0.03	Bloomberg Euro Aggregate (EUR) RI	0.03	-0.04	-0.02	0.01	0.04
BNP Paribas Funds Euro Corporate Bond													
	Classic Capitalisation	18/7/2001	0.06	-0.03	-0.01	0.01	0.03	Bloomberg Euro Aggregate Corporate (EUR) RI	0.05	-0.02	-0.01	0.01	0.03
	Classic Distribution	18/7/2001	0.06	-0.03	-0.01	0.01	0.03	Bloomberg Euro Aggregate Corporate (EUR) RI	0.05	-0.02	-0.01	0.01	0.03
	I Capitalisation	18/7/2001	0.07	-0.02	0.00	0.01	0.03	Bloomberg Euro Aggregate Corporate (EUR) RI	0.05	-0.02	-0.01	0.01	0.03
	Privilege Capitalisation	18/7/2001	0.06	-0.02	-0.01	0.01	0.03	Bloomberg Euro Aggregate Corporate (EUR) RI	0.05	-0.02	-0.01	0.01	0.03
BNP Paribas Funds Euro Equity													
	Classic Capitalisation	21/9/1998	0.07	0.06	0.07	0.06	0.04	MSCI EMU (NR)	0.13	0.07	0.08	0.07	0.05
	Classic Distribution	21/9/1998	0.07	0.06	0.07	0.06	0.04	MSCI EMU (NR)	0.13	0.07	0.08	0.07	0.05
	Classic H USD	13/11/2013	0.09	0.08	0.09	0.07	0.07	MSCI EMU (Hedged in USD)	0.15	0.09	0.10	0.08	0.09

Sub-Fund	Shares	Inception date	1 Year	3 Years	5 Years	10 Years	Since inception	Benchmark Name	1 Year BM	3 Year BM	5Y BM	10Y BM	Since Inception BM
			%	Average annual compounded return (%)					%	Average annual compounded return (%)			
	Capitalisation							NR					
	Classic USD Capitalisation	24/5/2013	0.04	0.02	0.06	0.03	0.04	MSCI EMU (NR)	0.09	0.03	0.07	0.04	0.06
	I Capitalisation	23/10/2003	0.08	0.07	0.08	0.07	0.07	MSCI EMU (NR)	0.13	0.07	0.08	0.07	0.07
	Privilege Capitalisation	9/8/2011	0.08	0.07	0.08	0.06	0.09	MSCI EMU (NR)	0.13	0.07	0.08	0.07	0.09
	Privilege Distribution	24/5/2013	0.08	0.07	0.08	0.06	0.07	MSCI EMU (NR)	0.13	0.07	0.08	0.07	0.08
BNP Paribas Funds Euro Government Bond													
	Classic Capitalisation	11/5/1999	0.01	-0.05	-0.02	0.00	0.02	Bloomberg Euro Aggregate Treasury 500MM (EUR) RI	0.03	-0.05	-0.02	0.01	0.03
	Classic Distribution	10/11/2000	0.01	-0.05	-0.02	0.00	0.03	Bloomberg Euro Aggregate Treasury 500MM (EUR) RI	0.03	-0.05	-0.02	0.01	0.03
	I Capitalisation	11/5/1999	0.02	-0.05	-0.02	0.01	0.03	Bloomberg Euro Aggregate Treasury 500MM (EUR) RI	0.03	-0.05	-0.02	0.01	0.03
	Privilege Capitalisation	11/5/1999	0.02	-0.05	-0.02	0.00	0.03	Bloomberg Euro Aggregate Treasury 500MM (EUR) RI	0.03	-0.05	-0.02	0.01	0.03

Sub-Fund	Shares	Inception date	1 Year	3 Years	5 Years	10 Years	Since inception	Benchmark Name	1 Year BM	3 Year BM	5Y BM	10Y BM	Since Inception BM
			%	Average annual compounded return (%)					%	Average annual compounded return (%)			
BNP Paribas Funds Euro High Yield Bond													
	Classic Capitalisation	5/12/2003	0.10	0.00	0.02	0.02	0.04	ICE BofAML European Crncy Non-Fin High Yield BB-B Constrained (hedged in EUR) RI	0.10	0.01	0.02	0.03	0.06
	Classic H USD MD Distribution	15/12/2016	0.12	0.02	0.04	0.00	0.04	ICE BofAML European Crncy Non-Fin High Yield BB-B Constrained (hedged in USD) RI	0.12	0.02	0.04	0.00	0.05
	I Capitalisation	5/12/2003	0.11	0.01	0.03	0.03	0.05	ICE BofAML European Crncy Non-Fin High Yield BB-B Constrained (hedged in EUR) RI	0.10	0.01	0.02	0.03	0.06
	Privilege Capitalisation	9/8/2011	0.11	0.00	0.03	0.03	0.04	ICE BofAML European Crncy Non-Fin High Yield BB-B Constrained (hedged in EUR) RI	0.10	0.01	0.02	0.03	0.05

Sub-Fund	Shares	Inception date	1 Year	3 Years	5 Years	10 Years	Since inception	Benchmark Name	1 Year BM	3 Year BM	5Y BM	10Y BM	Since Inception BM
			%	Average annual compounded return (%)					%	Average annual compounded return (%)			
	Privilege Distribution	17/7/2013	0.11	0.00	0.03	0.03	0.03	ICE BofAML European Crncy Non-Fin High Yield BB-B Constrained (hedged in EUR) RI	0.10	0.01	0.02	0.03	0.04
BNP Paribas Funds Euro Money Market													
	Classic Capitalisation	7/2/1991	0.04	0.01	0.01	0.00	0.02	Cash Index Euro Short Term Rate (EUR) RI	0.04	0.01	0.01	0.00	0.03
	Classic Distribution	9/12/1996	0.04	0.01	0.01	0.00	0.01	Cash Index Euro Short Term Rate (EUR) RI	0.04	0.01	0.01	0.00	0.02
	I Capitalisation	7/2/1991	0.04	0.01	0.01	0.00	0.03	Cash Index Euro Short Term Rate (EUR) RI	0.04	0.01	0.01	0.00	0.03
	Privilege Capitalisation	7/2/1991	0.04	0.01	0.01	0.00	0.02	Cash Index Euro Short Term Rate (EUR) RI	0.04	0.01	0.01	0.00	0.03
BNP Paribas Funds Europe Convertible													
	Classic Capitalisation	7/5/1998	0.05	-0.03	0.00	0.00	0.01	Refinitiv Convertible Europe (Hedged in EUR) RI	0.06	-0.03	0.00	0.01	0.03
	Classic Distribution	10/7/2001	0.05	-0.03	0.00	0.00	0.01	Refinitiv Convertible Europe (Hedged in	0.06	-0.03	0.00	0.01	0.03

Sub-Fund	Shares	Inception date	1 Year	3 Years	5 Years	10 Years	Since inception	Benchmark Name	1 Year BM	3 Year BM	5Y BM	10Y BM	Since Inception BM
			%	Average annual compounded return (%)					%	Average annual compounded return (%)			
	Privilege Capitalisation	15/7/2011	0.08	0.06	0.07	0.06	0.07	MSCI Europe (EUR) NR	0.11	0.08	0.08	0.07	0.08
	Privilege Distribution	6/11/2013	0.08	0.06	0.07	0.06	0.06	MSCI Europe (EUR) NR	0.11	0.08	0.08	0.07	0.07
BNP Paribas Funds Europe Growth													
	Classic Capitalisation	31/10/1985	0.03	0.02	0.05	0.04	0.07	MSCI Europe (NR)	0.11	0.08	0.08	0.07	0.00
	Classic Distribution	31/10/1985	0.03	0.02	0.05	0.04	0.07	MSCI Europe (NR)	0.11	0.08	0.08	0.07	0.00
	Classic RH SGD Capitalisation	19/5/2014	0.03	0.03	0.06	0.05	0.05	MSCI Europe (Hedged in SGD) NR	0.11	0.08	0.08	0.07	0.07
	Classic RH SGD MD Distribution	12/11/2013	0.03	0.03	0.06	0.05	0.05	MSCI Europe (Hedged in SGD) NR	0.11	0.08	0.08	0.07	0.07
	Classic RH USD Capitalisation	19/5/2014	0.05	0.04	0.06	0.06	0.06	MSCI Europe (Hedged in USD) NR	0.13	0.10	0.10	0.08	0.08
	Classic RH USD MD Distribution	13/11/2013	0.05	0.04	0.06	0.06	0.06	MSCI Europe (Hedged in USD) NR	0.13	0.10	0.10	0.08	0.09
	Classic USD Capitalisation	31/10/1985	-0.01	-0.02	0.04	0.02	0.08	MSCI Europe (NR)	0.07	0.04	0.07	0.04	0.00
	I Capitalisation	21/11/2008	0.04	0.03	0.06	0.05	0.10	MSCI Europe (NR)	0.11	0.08	0.08	0.07	0.10
	Privilege Capitalisation	9/8/2011	0.04	0.03	0.05	0.05	0.08	MSCI Europe (NR)	0.11	0.08	0.08	0.07	0.09
	Privilege Distribution	4/10/2012	0.04	0.03	0.05	0.05	0.06	MSCI Europe (NR)	0.11	0.08	0.08	0.07	0.08

Sub-Fund	Shares	Inception date	1 Year	3 Years	5 Years	10 Years	Since inception	Benchmark Name	1 Year BM	3 Year BM	5Y BM	10Y BM	Since Inception BM
			%	Average annual compounded return (%)					%	Average annual compounded return (%)			
BNP Paribas Funds Europe Small Cap													
	Classic Capitalisation	25/9/2007	0.06	-0.03	0.01	0.06	0.06	MSCI Europe Small Caps (NR)	0.08	-0.01	0.05	0.07	0.06
	Classic Distribution	25/9/2007	0.06	-0.03	0.01	0.06	0.06	MSCI Europe Small Caps (NR)	0.08	-0.01	0.05	0.07	0.06
	Classic RH SGD Capitalisation	19/5/2014	0.06	-0.02	0.03	0.07	0.07	MSCI Europe Small Caps (NR) (Hedged in SGD)	0.08	0.00	0.06	0.08	0.08
	Classic RH USD Capitalisation	15/4/2015	0.08	-0.01	0.03	0.00	0.05	MSCI Europe Small Cap hedged in USD (NR)	0.10	0.01	0.07	0.00	0.07
	Classic USD Capitalisation	25/9/2007	0.02	-0.07	0.00	0.03	0.04	MSCI Europe Small Caps (NR)	0.04	-0.05	0.04	0.04	0.04
	I Capitalisation	25/9/2007	0.07	-0.02	0.03	0.07	0.07	MSCI Europe Small Caps (NR)	0.08	-0.01	0.05	0.07	0.06
	Privilege Capitalisation	25/9/2007	0.07	-0.02	0.02	0.07	0.07	MSCI Europe Small Caps (NR)	0.08	-0.01	0.05	0.07	0.06
BNP Paribas Funds Global Bond Opportunities													
	Classic Capitalisation	1/7/1998	-0.03	-0.05	-0.02	0.01	0.02	Bloomberg Global Aggregate (hedged in EUR) RI	0.00	-0.04	-0.01	0.02	0.03
	Classic Distribution	1/7/1998	-0.03	-0.05	-0.02	0.01	0.02	Bloomberg Global Aggregate (hedged in EUR) RI	0.00	-0.04	-0.01	0.02	0.03
	Classic H USD Capitalisation	24/5/2013	-0.01	-0.03	-0.01	-0.01	0.00	Bloomberg Barclays Global Aggregate (hedged	0.02	-0.02	0.00	0.00	0.01

Sub-Fund	Shares	Inception date	1 Year	3 Years	5 Years	10 Years	Since inception	Benchmark Name	1 Year BM	3 Year BM	5Y BM	10Y BM	Since Inception BM
			%	Average annual compounded return (%)					%	Average annual compounded return (%)			
								in USD) RI					
	I Capitalisation	4/8/2006	-0.02	-0.05	-0.01	0.01	0.03	Bloomberg Global Aggregate (hedged in EUR) RI	0.00	-0.04	-0.01	0.02	0.03
	Privilege Capitalisation	22/7/2013	-0.03	-0.05	-0.02	0.01	0.01	Bloomberg Global Aggregate (hedged in EUR) RI	0.00	-0.04	-0.01	0.02	0.02
BNP Paribas Funds Global Convertible													
	Classic Capitalisation	29/4/2011	0.07	-0.03	0.04	0.01	0.01	Refinitiv Convertible Global Focus (Hedged in USD) RI	0.06	-0.04	0.03	0.03	0.04
	Classic Distribution	30/3/2015	0.07	-0.03	0.04	0.00	0.03	Refinitiv Convertible Global Focus (Hedged in USD) RI	0.06	-0.04	0.03	0.00	0.03
	Classic MD Distribution	15/3/2018	0.07	-0.03	0.04	0.00	0.04	Refinitiv Convertible Global Focus (Hedged in USD) RI	0.06	-0.04	0.03	0.00	0.03
	Classic RH EUR Capitalisation	9/9/2004	0.05	-0.05	0.02	0.02	0.03	Refinitiv Convertible Global Focus (Hedged in EUR) RI	0.05	-0.06	0.01	0.02	0.03

Sub-Fund	Shares	Inception date	1 Year	3 Years	5 Years	10 Years	Since inception	Benchmark Name	1 Year BM	3 Year BM	5Y BM	10Y BM	Since Inception BM
			%	Average annual compounded return (%)					%	Average annual compounded return (%)			
	Classic Capitalisation	9/4/2008	0.12	0.03	0.08	0.09	0.07	MSCI World NR	0.22	0.10	0.11	0.12	0.10
	Classic Distribution	9/4/2008	0.12	0.03	0.08	0.09	0.07	MSCI World NR	0.22	0.10	0.11	0.12	0.10
	Classic RH SGD MD Distribution	12/2/2018	0.12	0.04	0.09	0.00	0.10	MSCI World (Hedged in SGD) NR	0.23	0.11	0.13	0.00	0.13
	Classic RH USD MD Distribution	12/2/2018	0.14	0.05	0.10	0.00	0.11	MSCI World (Hedged in USD) NR	0.18	0.06	0.09	0.00	0.09
	Classic SGD Capitalisation	27/12/2017	0.11	0.00	0.07	0.00	0.06	MSCI World NR	0.21	0.07	0.10	0.00	0.09
	Classic USD Capitalisation	9/4/2008	0.08	-0.01	0.07	0.06	0.05	MSCI World NR	0.18	0.06	0.10	0.09	0.07
	I Capitalisation	9/4/2008	0.13	0.04	0.09	0.10	0.08	MSCI World NR	0.22	0.10	0.11	0.12	0.10
	Privilege Capitalisation	9/4/2008	0.13	0.04	0.09	0.10	0.06	MSCI World NR	0.22	0.10	0.11	0.12	0.10
BNP Paribas Funds Global High Yield Bond													
	Classic Capitalisation	26/1/2001	0.06	-0.01	0.00	0.01	0.03	ICE BofAML BB-B Non-Fin Dev Markets High Yield Constr (Hedged in EUR) RI	0.07	0.00	0.02	0.02	0.06
	Classic Distribution	26/1/2001	0.06	-0.01	0.00	0.01	0.03	ICE BofAML BB-B Non-Fin Dev Markets High Yield Constr	0.07	0.00	0.02	0.02	0.06

Sub-Fund	Shares	Inception date	1 Year	3 Years	5 Years	10 Years	Since inception	Benchmark Name	1 Year BM	3 Year BM	5Y BM	10Y BM	Since Inception BM
			%	Average annual compounded return (%)					%	Average annual compounded return (%)			
								(Hedged in EUR) RI					
	Classic H USD Capitalisation	29/11/2002	0.08	0.01	0.02	0.02	0.05	ICE BofAML BB- B Non-Fin Dev Markets High Yield Constr (Hedged in USD) RI	0.09	0.02	0.04	0.04	0.07
	Classic H USD Distribution	29/11/2002	0.08	0.01	0.02	0.02	0.05	ICE BofAML BB- B Non-Fin Dev Markets High Yield Constr (Hedged in USD) RI	0.09	0.02	0.04	0.04	0.07
	I Capitalisation	17/5/2004	0.07	0.00	0.01	0.02	0.04	ICE BofAML BB- B Non-Fin Dev Markets High Yield Constr (Hedged in EUR) RI	0.07	0.00	0.02	0.02	0.05
	IH USD Capitalisation	23/7/2009	0.09	0.02	0.03	0.03	0.05	ICE BofAML BB- B Non-Fin Dev Markets High Yield Constr (Hedged in USD) RI	0.09	0.02	0.04	0.04	0.07
	Privilege Capitalisation	19/2/2013	0.07	0.00	0.01	0.01	0.02	ICE BofAML BB- B Non-Fin Dev Markets High Yield Constr (Hedged in EUR) RI	0.07	0.00	0.02	0.02	0.03

Sub-Fund	Shares	Inception date	1 Year	3 Years	5 Years	10 Years	Since inception	Benchmark Name	1 Year BM	3 Year BM	5Y BM	10Y BM	Since Inception BM
			%	Average annual compounded return (%)					%	Average annual compounded return (%)			
	Privilege Distribution	19/2/2013	0.07	0.00	0.01	0.01	0.02	ICE BofAML BB-B Non-Fin Dev Markets High Yield Constr (Hedged in EUR) RI	0.07	0.00	0.02	0.02	0.03
BNP Paribas Funds Green Tigers													
	Classic Capitalisation	16/12/2010	-0.06	-0.10	0.01	0.02	0.01	20% MSCI Japan (NR) + 80% MSCI AC Asia Pacific ex-Japan (NR)	0.10	-0.04	0.03	0.05	0.04
	Classic Distribution	14/7/2011	-0.06	-0.10	0.01	0.02	0.02	20% MSCI Japan (NR) + 80% MSCI AC Asia Pacific ex-Japan (NR)	0.10	-0.04	0.03	0.05	0.04
	Classic EUR Capitalisation	4/11/2008	-0.03	-0.06	0.02	0.05	0.06	20% MSCI Japan (NR) + 80% MSCI AC Asia Pacific ex-Japan (NR)	0.13	0.00	0.04	0.08	0.09
	Classic EUR Distribution	4/11/2008	-0.03	-0.06	0.02	0.05	0.06	20% MSCI Japan (NR) + 80% MSCI AC Asia Pacific ex-Japan (NR)	0.13	0.00	0.04	0.08	0.09
	Classic MD Distribution	28/12/2022	-0.06	0.00	0.00	0.00	-0.03	20% MSCI Japan (NR) + 80% MSCI AC Asia Pacific ex-Japan	0.10	0.00	0.00	0.00	0.10

Sub-Fund	Shares	Inception date	1 Year	3 Years	5 Years	10 Years	Since inception	Benchmark Name	1 Year BM	3 Year BM	5Y BM	10Y BM	Since Inception BM
			%	Average annual compounded return (%)					%	Average annual compounded return (%)			
								(NR)					
	Classic RH SGD Capitalisation	15/4/2021	-0.08	-0.11	0.00	0.00	-0.11	20% MSCI Japan (Hedged in SGD) NR + 80% MSCI AC Asia Pacific ex-Japan (Hedged in SGD) NR	0.14	0.01	0.00	0.00	0.00
	Classic RH SGD MD Distribution	15/4/2021	-0.08	-0.11	0.00	0.00	-0.11	20% MSCI Japan (Hedged in SGD) NR + 80% MSCI AC Asia Pacific ex-Japan (Hedged in SGD) NR	0.14	0.01	0.00	0.00	0.00
BNP Paribas Funds Health Care Innovators													
	Classic Capitalisation	8/4/1997	0.10	0.08	0.11	0.10	0.07	MSCI World Health Care 10/40 (EUR) NR	0.09	0.09	0.11	0.12	0.09
	Classic Distribution	8/4/1997	0.10	0.08	0.11	0.10	0.07	MSCI World Health Care 10/40 (EUR) NR	0.09	0.09	0.11	0.12	0.09
	Classic USD Capitalisation	15/12/2010	0.07	0.04	0.10	0.07	0.10	MSCI World Health Care 10/40 (EUR) NR	0.05	0.05	0.10	0.09	0.12
	I Capitalisation	20/3/2008	0.11	0.09	0.12	0.11	0.12	MSCI World Health Care 10/40 (EUR) NR	0.09	0.09	0.11	0.12	0.12
	Privilege Capitalisation	11/2/2013	0.11	0.09	0.12	0.11	0.12	MSCI World Health Care 10/40 (EUR) NR	0.09	0.09	0.11	0.12	0.13

Sub-Fund	Shares	Inception date	1 Year	3 Years	5 Years	10 Years	Since inception	Benchmark Name	1 Year BM	3 Year BM	5Y BM	10Y BM	Since Inception BM
			%	Average annual compounded return (%)					%	Average annual compounded return (%)			
Equity													
	Classic Capitalisation	31/12/1990	0.33	0.14	0.13	0.09	0.01	Topix (RI)	0.36	0.16	0.14	0.11	0.02
	Classic Distribution	9/12/1996	0.33	0.14	0.13	0.09	0.02	Topix (RI)	0.36	0.16	0.14	0.11	0.03
	Classic EUR Capitalisation	31/12/1990	0.19	0.05	0.07	0.07	0.01	Topix (RI)	0.22	0.07	0.07	0.11	0.03
	Classic H EUR Capitalisation	29/6/2004	0.37	0.16	0.14	0.08	0.04	Topix (Hedged in EUR) (RI)	0.41	0.17	0.14	0.11	0.06
	Classic H USD Capitalisation	6/12/2013	0.40	0.18	0.16	0.10	0.09	Topix (Hedged in USD) (RI)	0.43	0.19	0.16	0.13	0.11
	Classic USD Capitalisation	31/12/1990	0.15	0.01	0.06	0.04	0.00	Topix (RI)	0.18	0.03	0.06	0.07	0.02
	I Capitalisation	31/12/1990	0.34	0.16	0.15	0.10	0.02	Topix (RI)	0.36	0.16	0.14	0.11	0.02
	Privilege Capitalisation	31/12/1990	0.34	0.16	0.14	0.10	0.01	Topix (RI)	0.36	0.16	0.14	0.11	0.02
	Privilege Distribution	8/3/2013	0.34	0.16	0.14	0.10	0.10	Topix (RI)	0.36	0.16	0.14	0.11	0.12
BNP Paribas Funds Japan Small Cap													
	Classic Capitalisation	4/10/1996	0.30	0.10	0.12	0.12	0.05	Russell Nomura Small Caps (RI)	0.26	0.12	0.10	0.10	0.04
	Classic Distribution	9/12/1996	0.30	0.10	0.12	0.12	0.05	Russell Nomura Small Caps (RI)	0.26	0.12	0.10	0.10	0.05
	Classic EUR Capitalisation	4/10/1996	0.16	0.02	0.05	0.10	0.04	Russell Nomura Small Caps (RI)	0.13	0.03	0.03	0.08	0.04

Sub-Fund	Shares	Inception date	1 Year	3 Years	5 Years	10 Years	Since inception	Benchmark Name	1 Year BM	3 Year BM	5Y BM	10Y BM	Since Inception BM
			%	Average annual compounded return (%)					%	Average annual compounded return (%)			
Equity													
	Classic Capitalisation	23/1/1997	0.05	0.01	-0.02	-0.03	0.03	MSCI EM Latin America 10/40 (NR)	0.15	0.08	0.03	0.01	0.07
	Classic Distribution	10/11/2000	0.05	0.01	-0.02	-0.03	0.05	MSCI EM Latin America 10/40 (NR)	0.15	0.08	0.03	0.01	0.08
	Classic EUR Capitalisation	23/1/1997	0.08	0.05	-0.01	0.00	0.04	MSCI EM Latin America 10/40 (NR)	0.19	0.13	0.04	0.04	0.08
	I Capitalisation	23/1/1997	0.06	0.02	-0.01	-0.02	0.05	MSCI EM Latin America 10/40 (NR)	0.15	0.08	0.03	0.01	0.07
	Privilege Capitalisation	23/1/1997	0.06	0.02	-0.01	-0.02	0.04	MSCI EM Latin America 10/40 (NR)	0.15	0.08	0.03	0.01	0.07
BNP Paribas Funds Local Emerging Bond													
	Classic Capitalisation	11/5/2006	0.01	-0.04	-0.02	-0.03	0.01	JPM GBI-EM Global Diversified (RI)	0.02	-0.03	0.00	-0.01	0.03
	Classic Distribution	11/5/2006	0.01	-0.04	-0.02	-0.03	0.01	JPM GBI-EM Global Diversified (RI)	0.02	-0.03	0.00	-0.01	0.03
	Classic EUR Capitalisation	28/9/2010	0.04	0.00	-0.01	0.00	0.00	JPM GBI-EM Global Diversified (RI)	0.05	0.01	0.01	0.02	0.02
	Classic EUR Distribution	28/9/2010	0.04	0.00	-0.01	0.00	0.00	JPM GBI-EM Global Diversified	0.05	0.01	0.01	0.02	0.02

Sub-Fund	Shares	Inception date	1 Year	3 Years	5 Years	10 Years	Since inception	Benchmark Name	1 Year BM	3 Year BM	5Y BM	10Y BM	Since Inception BM
			%	Average annual compounded return (%)					%	Average annual compounded return (%)			
								(RI)					
	Classic RH EUR Capitalisation	7/4/2010	-0.01	-0.06	-0.04	-0.05	-0.03	JPM GBI-EM Global Diversified (Hedged in EUR) RI	0.02	-0.03	-0.01	0.00	0.02
	Classic RH EUR Distribution	7/4/2010	-0.01	-0.06	-0.04	-0.05	-0.03	JPM GBI-EM Global Diversified (Hedged in EUR) RI	0.02	-0.03	-0.01	0.00	0.02
	I Capitalisation	11/5/2006	0.02	-0.03	-0.01	-0.02	0.02	JPM GBI-EM Global Diversified (RI)	0.02	-0.03	0.00	-0.01	0.03
	I RH EUR Capitalisation	2/9/2009	0.00	-0.05	-0.03	-0.04	-0.01	JPM GBI-EM Global Diversified (Hedged in EUR) RI	0.02	-0.03	-0.01	0.00	0.02
	Privilege Capitalisation	25/5/2012	0.02	-0.03	-0.01	-0.02	-0.03	JPM GBI-EM Global Diversified (RI)	0.02	-0.03	0.00	-0.01	0.00
	Privilege Distribution	12/2/2013	0.02	-0.03	-0.01	-0.02	-0.03	JPM GBI-EM Global Diversified (RI)	0.02	-0.03	0.00	-0.01	-0.01
BNP Paribas Funds Multi-Asset Opportunities													
	Classic Capitalisation	25/4/2016	-0.01	-0.10	-0.05	0.00	-0.02	No BM	0.00	0.00	0.00	0.00	0.00

Sub-Fund	Shares	Inception date	1 Year	3 Years	5 Years	10 Years	Since inception	Benchmark Name	1 Year BM	3 Year BM	5Y BM	10Y BM	Since Inception BM
			%	Average annual compounded return (%)					%	Average annual compounded return (%)			
	Classic HKD MD Distribution	25/4/2016	-0.02	-0.10	-0.05	0.00	-0.02	No BM	0.00	0.00	0.00	0.00	0.00
	Classic MD Distribution	25/4/2016	-0.01	-0.10	-0.05	0.00	-0.02	No BM	0.00	0.00	0.00	0.00	0.00
	Classic RH AUD MD Distribution	25/4/2016	-0.03	-0.12	-0.07	0.00	-0.03	No BM	0.00	0.00	0.00	0.00	0.00
	Classic RH CNH MD Distribution	25/4/2016	-0.04	-0.11	-0.05	0.00	-0.01	No BM	0.00	0.00	0.00	0.00	0.00
	Classic RH EUR Capitalisation	25/8/2017	-0.03	-0.12	-0.07	0.00	-0.07	No BM	0.00	0.00	0.00	0.00	0.00
	Classic RH SGD MD Distribution	25/4/2016	-0.03	-0.11	-0.06	0.00	-0.02	No BM	0.00	0.00	0.00	0.00	0.00
	I Capitalisation	25/01/2016 (sleeping)	N.A.	N.A.	N.A.	N.A.	N.A.	N.A.	N.A.	N.A.	N.A.	N.A.	N.A.
BNP Paribas Funds Multi-Asset Thematic													
	Classic Capitalisation	17/5/2021	0.03	-0.03	0.00	0.00	-0.03	No BM	0.00	0.00	0.00	0.00	0.00

Sub-Fund	Shares	Inception date	1 Year	3 Years	5 Years	10 Years	Since inception	Benchmark Name	1 Year BM	3 Year BM	5Y BM	10Y BM	Since Inception BM
			%	Average annual compounded return (%)					%	Average annual compounded return (%)			
	Classic MD Distribution	3/9/2021	0.03	0.00	0.00	0.00	-0.06	No BM	0.00	0.00	0.00	0.00	0.00
	Classic RH AUD Capitalisation	24/2/2022	0.03	0.00	0.00	0.00	-0.01	No BM	0.00	0.00	0.00	0.00	0.00
	Classic RH AUD MD Distribution	3/9/2021	0.03	0.00	0.00	0.00	-0.05	No BM	0.00	0.00	0.00	0.00	0.00
	Classic RH CAD MD Distribution	3/9/2021	0.04	0.00	0.00	0.00	-0.04	No BM	0.00	0.00	0.00	0.00	0.00
	Classic RH CNH MD Distribution	24/2/2022	0.03	0.00	0.00	0.00	-0.01	No BM	0.00	0.00	0.00	0.00	0.00
	Classic RH HKD MD Distribution	3/9/2021	0.05	0.00	0.00	0.00	-0.04	No BM	0.00	0.00	0.00	0.00	0.00
	Classic RH SGD Capitalisation	3/9/2021	0.03	0.00	0.00	0.00	-0.05	No BM	0.00	0.00	0.00	0.00	0.00
	Classic RH SGD MD Distribution	3/9/2021	0.03	0.00	0.00	0.00	-0.05	No BM	0.00	0.00	0.00	0.00	0.00
	Classic RH USD Capitalisation	3/9/2021	0.05	0.00	0.00	0.00	-0.04	No BM	0.00	0.00	0.00	0.00	0.00
	Classic RH USD MD Distribution	3/9/2021	0.05	0.00	0.00	0.00	-0.04	No BM	0.00	0.00	0.00	0.00	0.00
	I Capitalisation	17/5/2021	0.04	-0.02	0.00	0.00	-0.02	No BM	0.00	0.00	0.00	0.00	0.00

Sub-Fund	Shares	Inception date	1 Year	3 Years	5 Years	10 Years	Since inception	Benchmark Name	1 Year BM	3 Year BM	5Y BM	10Y BM	Since Inception BM
			%	Average annual compounded return (%)					%	Average annual compounded return (%)			
	Privilege Capitalisation	17/05/2021 (inactive - no performance)	N.A.	N.A.	N.A.	N.A.	N.A.	No BM	N.A.	N.A.	N.A.	N.A.	N.A.
	Privilege MD Distribution	24/02/2022 (sleeping)	N.A.	N.A.	N.A.	N.A.	N.A.	No BM	N.A.	N.A.	N.A.	N.A.	N.A.
	Privilege RH USD Capitalisation	24/2/2022	0.06	0.00	0.00	0.00	0.01	No BM	N.A.	N.A.	N.A.	N.A.	N.A.
	Privilege RH USD MD Distribution	3/9/2021	0.06	0.00	0.00	0.00	-0.03	No BM	N.A.	N.A.	N.A.	N.A.	N.A.
BNP Paribas Funds Russia Equity													
	Classic Capitalisation	17/05/2013 (sleeping)	N.A.	N.A.	N.A.	N.A.	N.A.	No BM	N.A.	N.A.	N.A.	N.A.	N.A.
	Classic Distribution	17/05/2013 (sleeping)	N.A.	N.A.	N.A.	N.A.	N.A.	No BM	N.A.	N.A.	N.A.	N.A.	N.A.
	Classic USD Capitalisation	17/05/2013 (sleeping)	N.A.	N.A.	N.A.	N.A.	N.A.	No BM	N.A.	N.A.	N.A.	N.A.	N.A.
	Classic USD Distribution	17/05/2013 (sleeping)	N.A.	N.A.	N.A.	N.A.	N.A.	No BM	N.A.	N.A.	N.A.	N.A.	N.A.
	I Capitalisation	17/05/2013 (sleeping)	N.A.	N.A.	N.A.	N.A.	N.A.	No BM	N.A.	N.A.	N.A.	N.A.	N.A.
	Privilege Capitalisation	17/05/2013 (sleeping)	N.A.	N.A.	N.A.	N.A.	N.A.	No BM	N.A.	N.A.	N.A.	N.A.	N.A.
	Privilege Distribution	17/05/2013 (sleeping)	N.A.	N.A.	N.A.	N.A.	N.A.	No BM	N.A.	N.A.	N.A.	N.A.	N.A.

Sub-Fund	Shares	Inception date	1 Year	3 Years	5 Years	10 Years	Since inception	Benchmark Name	1 Year BM	3 Year BM	5Y BM	10Y BM	Since Inception BM
			%	Average annual compounded return (%)					%	Average annual compounded return (%)			
BNP Paribas Funds SMaRT Food													
	Classic Capitalisation	15/4/2015	-0.04	-0.03	0.02	0.00	0.02	MSCI AC World (EUR) NR	0.21	0.08	0.10	0.00	0.08
	Classic RH USD Capitalisation	21/4/2017	-0.02	-0.02	0.04	0.00	0.05	MSCI AC World (Hedged in USD) NR	0.23	0.09	0.11	0.00	0.11
	Classic RH USD MD Distribution	12/12/2019	-0.02	-0.02	0.00	0.00	0.03	MSCI AC World (Hedged in USD) NR	0.23	0.09	0.00	0.00	0.11
	Classic SGD Capitalisation	15/3/2018	-0.05	sleeping from 20/11/2020 until 26/10/2021	sleeping from 20/11/2020 until 26/10/2021	0.00	-0.01	MSCI AC World (EUR) NR	0.20	N.A.	N.A.	0.00	0.09
	Classic USD Capitalisation	15/3/2018	-0.07	-0.07	0.01	0.00	0.01	MSCI AC World (EUR) NR	0.17	0.04	0.09	0.00	0.08
BNP Paribas Funds Sustainable Asia ex-Japan Equity													
	Classic Capitalisation	6/4/1999	0.01	-0.11	-0.02	0.03	0.06	MSCI AC Asia ex-Japan (NR)	0.08	-0.07	0.02	0.04	0.07
	Classic Distribution	6/4/1999	0.01	-0.11	-0.02	0.03	0.06	MSCI AC Asia ex-Japan (NR)	0.08	-0.07	0.02	0.04	0.07
	Classic EUR Capitalisation	6/4/1999	0.05	-0.08	-0.01	0.05	0.06	MSCI AC Asia ex-Japan (NR)	0.11	-0.03	0.03	0.07	0.07
	Classic EUR Distribution	6/4/1999	0.05	-0.08	-0.01	0.05	0.06	MSCI AC Asia ex-Japan (NR)	0.11	-0.03	0.03	0.07	0.07

Sub-Fund	Shares	Inception date	1 Year	3 Years	5 Years	10 Years	Since inception	Benchmark Name	1 Year BM	3 Year BM	5Y BM	10Y BM	Since Inception BM
			%	Average annual compounded return (%)					%	Average annual compounded return (%)			
	Classic MD Distribution	13/6/2019	0.01	-0.11	0.00	0.00	-0.01	MSCI AC Asia ex-Japan (NR)	0.08	-0.07	0.00	0.00	0.03
	Classic RH AUD Capitalisation	20/5/2016	-0.01	-0.13	-0.04	0.00	0.03	MSCI AC Asia ex-Japan AUD Hedged (NR) index	0.11	-0.03	0.03	0.00	0.08
	Classic RH SGD Capitalisation	20/5/2016	-0.01	-0.13	-0.03	0.00	0.03	MSCI AC Asia ex-Japan SGD Hedged (NR) Index	0.11	-0.03	0.04	0.00	0.09
	I Capitalisation	8/9/2004	0.02	-0.11	-0.01	0.04	0.08	MSCI AC Asia ex-Japan (NR)	0.08	-0.07	0.02	0.04	0.07
	I EUR Capitalisation	8/9/2004	0.06	-0.07	0.00	0.06	0.08	MSCI AC Asia ex-Japan (NR)	0.11	-0.03	0.03	0.07	0.08
	Privilege Capitalisation	15/7/2011	0.02	-0.11	-0.01	0.03	0.02	MSCI AC Asia ex-Japan (NR)	0.08	-0.07	0.02	0.04	0.04
	Privilege EUR Capitalisation	13/6/2019	0.06	-0.07	0.00	0.00	0.01	MSCI AC Asia ex-Japan (NR)	0.11	-0.03	0.00	0.00	0.04
	Privilege EUR Distribution	14/2/2013	0.06	-0.07	0.00	0.06	0.05	MSCI AC Asia ex-Japan (NR)	0.11	-0.03	0.03	0.07	0.06
BNP Paribas Funds Sustainable Asian Cities Bond													
	Classic Capitalisation	28/5/1998	0.01	-0.06	-0.02	0.00	0.04	JP Morgan Asia Credit JACI (USD) RI	0.04	-0.01	0.01	0.03	0.06
	Classic Distribution	28/5/1998	0.01	-0.06	-0.02	0.00	0.04	JP Morgan Asia Credit JACI (USD) RI	0.04	-0.01	0.01	0.03	0.06

Sub-Fund	Shares	Inception date	1 Year	3 Years	5 Years	10 Years	Since inception	Benchmark Name	1 Year BM	3 Year BM	5Y BM	10Y BM	Since Inception BM
			%	Average annual compounded return (%)					%	Average annual compounded return (%)			
	Classic EUR Capitalisation	30/9/2010	0.04	-0.02	-0.01	0.03	0.03	JP Morgan Asia Credit JACI (USD) RI	0.07	0.02	0.02	0.06	0.05
	Classic EUR Distribution	26/4/2012	0.04	-0.02	-0.01	0.03	0.02	JP Morgan Asia Credit JACI (USD) RI	0.07	0.02	0.02	0.06	0.05
	Classic MD Distribution	29/11/2010	0.01	-0.06	-0.02	0.00	0.01	JP Morgan Asia Credit JACI (USD) RI	0.04	-0.01	0.01	0.03	0.03
	Classic RH AUD MD Distribution	15/2/2013	-0.01	-0.07	-0.03	0.00	0.00	JP Morgan Asia Credit JACI (Hedged in AUD) RI	0.02	-0.02	0.01	0.03	0.03
	Classic RH HKD MD Distribution	28/12/2022	0.00	0.00	0.00	0.00	0.02	JP Morgan Asia Credit JACI (Hedged in HKD) RI	0.03	0.00	0.00	0.00	0.05
	Classic RH SGD MD Distribution	7/8/2012	-0.01	-0.07	-0.03	0.00	0.00	JP Morgan Asia Credit JACI (Hedged in SGD) RI	0.02	-0.02	0.01	0.03	0.03
	I Capitalisation	3/2/2009	0.02	-0.05	-0.01	0.01	0.04	JP Morgan Asia Credit JACI (USD) RI	0.04	-0.01	0.01	0.03	0.05
	Privilege Capitalisation	11/2/2013	0.01	-0.05	-0.02	0.01	0.01	JP Morgan Asia Credit JACI (USD) RI	0.04	-0.01	0.01	0.03	0.03

Sub-Fund	Shares	Inception date	1 Year	3 Years	5 Years	10 Years	Since inception	Benchmark Name	1 Year BM	3 Year BM	5Y BM	10Y BM	Since Inception BM
			%	Average annual compounded return (%)					%	Average annual compounded return (%)			
	Privilege Distribution	10/12/2013	0.01	-0.05	-0.02	0.01	0.01	JP Morgan Asia Credit JACI (USD) RI	0.04	-0.01	0.01	0.03	0.03
BNP Paribas Funds Sustainable Europe Dividend													
	Classic Capitalisation	16/10/2000	0.11	0.08	0.05	0.04	0.01	MSCI EUROPE (NR)	0.11	0.08	0.08	0.07	0.04
	Classic Distribution	16/10/2000	0.11	0.08	0.05	0.04	0.01	MSCI EUROPE (NR)	0.11	0.08	0.08	0.07	0.04
	I Capitalisation	17/10/2000	0.12	0.09	0.07	0.05	0.02	MSCI EUROPE (NR)	0.11	0.08	0.08	0.07	0.04
	Privilege Capitalisation	17/10/2000	0.12	0.09	0.06	0.04	0.02	MSCI EUROPE (NR)	0.11	0.08	0.08	0.07	0.04
	Privilege Distribution	21/2/2013	0.12	0.09	0.06	0.04	0.05	MSCI EUROPE (NR)	0.11	0.08	0.08	0.07	0.08
BNP Paribas Funds Sustainable Global Corporate Bond													
	Classic Capitalisation	9/4/2008	0.04	-0.03	0.00	0.01	0.03	50% Bloomberg Euro Aggregate Corporate (hedged in USD) RI + 50% Bloomberg US Aggregate	0.04	-0.02	0.01	0.03	0.04

Sub-Fund	Shares	Inception date	1 Year	3 Years	5 Years	10 Years	Since inception	Benchmark Name	1 Year BM	3 Year BM	5Y BM	10Y BM	Since Inception BM
			%	Average annual compounded return (%)					%	Average annual compounded return (%)			
								Corporate (USD) RI					
	Classic Distribution	9/4/2008	0.04	-0.03	0.00	0.01	0.03	50% Bloomberg Euro Aggregate Corporate (hedged in USD) RI + 50% Bloomberg US Aggregate Corporate (USD) RI	0.04	-0.02	0.01	0.03	0.04
	Classic H EUR Capitalisation	24/2/2014	0.02	-0.05	-0.02	0.00	0.00	50% Bloomberg Barclays US Aggregate Corporate (Hedged in EUR) RI + 50% Bloomberg Barclays Euro Aggregate Corporate (Hedged in EUR) RI	0.02	-0.04	-0.01	0.01	0.01
	I Capitalisation	9/4/2008	0.04	-0.02	0.01	0.02	0.04	50% Bloomberg Euro Aggregate Corporate (hedged in USD) RI + 50% Bloomberg US Aggregate Corporate (USD) RI	0.04	-0.02	0.01	0.03	0.04
	Privilege Capitalisation	9/4/2008	0.04	-0.02	0.00	0.00	0.03	50% Bloomberg Euro Aggregate Corporate (hedged	0.04	-0.02	0.01	0.03	0.04

Sub-Fund	Shares	Inception date	1 Year	3 Years	5 Years	10 Years	Since inception	Benchmark Name	1 Year BM	3 Year BM	5Y BM	10Y BM	Since Inception BM
			%	Average annual compounded return (%)					%	Average annual compounded return (%)			
								in USD) RI + 50% Bloomberg US Aggregate Corporate (USD) RI					
BNP Paribas Funds Sustainable Global Equity													
	Classic Capitalisation	1/4/2015	0.19	-0.02	0.05	0.00	0.05	MSCI AC World (Free) (USD) NR	0.17	0.04	0.09	0.00	0.09
	Classic Distribution	28/12/2017	0.19	-0.02	0.05	0.00	0.05	MSCI AC World (Free) (USD) NR	0.17	0.04	0.09	0.00	0.08
	Classic EUR Capitalisation	29/1/2016	0.23	0.01	0.06	0.00	0.08	MSCI AC World (Free) (USD) NR	0.21	0.08	0.10	0.00	0.11
	Classic EUR Distribution	29/1/2016	0.23	0.01	0.06	0.00	0.08	MSCI AC World (Free) (USD) NR	0.21	0.08	0.10	0.00	0.11
	I Capitalisation	1/4/2015	0.21	-0.01	0.06	0.00	0.06	MSCI AC World (Free) (USD) NR	0.17	0.04	0.09	0.00	0.09
	Privilege Capitalisation	1/4/2015	0.21	-0.02	0.06	0.00	0.06	MSCI AC World (Free) (USD) NR	0.17	0.04	0.09	0.00	0.09
BNP Paribas Funds Sustainable Global Low Vol Equity													
	Classic Capitalisation	31/3/2011	0.09	0.05	0.06	0.08	0.09	MSCI World (NR)	0.22	0.10	0.11	0.12	0.12
	Classic Distribution	31/3/2011	0.09	0.05	0.06	0.08	0.09	MSCI World (NR)	0.22	0.10	0.11	0.12	0.12
	Classic USD Capitalisation	30/11/2012	0.06	0.01	0.05	0.05	0.07	MSCI World (NR)	0.18	0.06	0.10	0.09	0.10

Sub-Fund	Shares	Inception date	1 Year	3 Years	5 Years	10 Years	Since inception	Benchmark Name	1 Year BM	3 Year BM	5Y BM	10Y BM	Since Inception BM
			%	Average annual compounded return (%)					%	Average annual compounded return (%)			
	Classic USD Distribution	30/11/2012	0.06	0.01	0.05	0.05	0.07	MSCI World (NR)	0.18	0.06	0.10	0.09	0.10
	I Capitalisation	31/3/2011	0.10	0.06	0.07	0.09	0.10	MSCI World (NR)	0.22	0.10	0.11	0.12	0.12
	I USD Capitalisation	13/10/2023	0.00	0.00	0.00	0.00	0.11	MSCI World (NR)	0.00	0.00	0.00	0.00	0.16
	Privilege Capitalisation	9/5/2012	0.10	0.06	0.06	0.09	0.09	MSCI World (NR)	0.22	0.10	0.11	0.12	0.12
BNP Paribas Funds Sustainable Multi-Asset Balanced													
	Classic RH AUD MD Distribution	25/2/2021	0.06	-0.01	0.00	0.00	0.01	50% MSCI World (NR) Hedged in AUD + 50% Bloomberg Barclays Euro Aggregate (RI) Hedged in AUD	0.12	0.02	0.00	0.00	0.04
	Classic RH CAD MD Distribution	25/2/2021	0.07	0.00	0.00	0.00	0.01	50% MSCI World (NR) Hedged in CAD + 50% Bloomberg Barclays Euro Aggregate (RI) Hedged in CAD	0.14	0.04	0.00	0.00	0.05
	Classic RH HKD MD Distribution	25/2/2021	0.07	0.00	0.00	0.00	0.01	50% MSCI World (NR) Hedged in HKD + 50% Bloomberg	0.13	0.03	0.00	0.00	0.04

Sub-Fund	Shares	Inception date	1 Year	3 Years	5 Years	10 Years	Since inception	Benchmark Name	1 Year BM	3 Year BM	5Y BM	10Y BM	Since Inception BM
			%	Average annual compounded return (%)					%	Average annual compounded return (%)			
								Barclays Euro Aggregate (RI) Hedged in HKD					
	Classic RH SGD Capitalisation	3/9/2021	0.06	0.00	0.00	0.00	-0.02	50% Bloomberg Barclays Euro Aggregate (Hedged in SGD) RI + 50% MSCI AC World (Hedged in SGD) NR	0.12	0.00	0.00	0.00	0.01
	Classic RH SGD MD Distribution	25/2/2021	0.06	0.00	0.00	0.00	0.01	50% MSCI World (NR) Hedged in SGD + 50% Bloomberg Barclays Euro Aggregate (RI) Hedged in SGD	0.12	0.03	0.00	0.00	0.04
	Classic RH USD Capitalisation	13/2/2019	0.08	0.01	0.04	0.00	0.04	50% MSCI World (Hedged in USD) (NR) + 50% Bloomberg Barclays Euro Aggregate (Hedged in USD) (RI)	0.14	0.04	0.06	0.00	0.07
	Classic RH USD MD Distribution	24/7/2020	0.08	0.01	0.00	0.00	0.04	50% MSCI World (Hedged in USD) (NR) + 50% Bloomberg Barclays Euro Aggregate (Hedged in USD) (RI)	0.14	0.04	0.00	0.00	0.06

Sub-Fund	Shares	Inception date	1 Year	3 Years	5 Years	10 Years	Since inception	Benchmark Name	1 Year BM	3 Year BM	5Y BM	10Y BM	Since Inception BM
			%	Average annual compounded return (%)					%	Average annual compounded return (%)			
	Classic RH HKD MD Distribution	12/4/2022	0.09	0.00	0.00	0.00	0.02	25% Bloomberg Barclays Euro Aggregate (Hedged in CAD) RI + 75% MSCI AC World (Hedged in CAD) NR	0.18	0.00	0.00	0.00	0.06
	Classic RH SGD Capitalisation	3/9/2021	0.09	0.00	0.00	0.00	-0.01	25% Bloomberg Barclays Euro Aggregate (Hedged in SGD) RI + 75% MSCI AC World (Hedged in SGD) NR	0.17	0.00	0.00	0.00	0.04
	Classic RH SGD MD Distribution	25/2/2021	0.09	0.01	0.00	0.00	0.03	75% MSCI World (NR) Hedged in SGD + 25% Bloomberg Barclays Euro Aggregate (RI) Hedged in SGD	0.17	0.06	0.00	0.00	0.08
	Classic RH USD Capitalisation	3/9/2021	0.11	0.00	0.00	0.00	0.00	25% Bloomberg Barclays Euro Aggregate (Hedged in USD) RI + 75% MSCI AC World (Hedged in USD) NR	0.18	0.00	0.00	0.00	0.05

Sub-Fund	Shares	Inception date	1 Year	3 Years	5 Years	10 Years	Since inception	Benchmark Name	1 Year BM	3 Year BM	5Y BM	10Y BM	Since Inception BM
			%	Average annual compounded return (%)					%	Average annual compounded return (%)			
	Classic RH USD MD Distribution	24/7/2020	0.11	0.02	0.00	0.00	0.07	75% MSCI World (NR) + 25% Bloomberg Barclays Euro Aggregate (RI) (Hedged in USD)	0.18	0.07	0.00	0.00	0.10
BNP Paribas Funds Sustainable US Value Multi-Factor Equity													
	Classic Capitalisation	15/9/2017	0.16	0.08	0.09	0.00	0.09	MSCI USA Value (USD) NR	0.13	0.05	0.08	0.00	0.08
	Classic Distribution	15/9/2017	0.16	0.08	0.09	0.00	0.09	MSCI USA Value (USD) NR	0.13	0.05	0.08	0.00	0.08
	Classic EUR Capitalisation	15/9/2017	0.20	0.13	0.10	0.00	0.11	MSCI USA Value (USD) NR	0.17	0.09	0.09	0.00	0.09
	Classic H EUR Capitalisation	15/9/2017	0.14	0.06	0.06	0.00	0.07	MSCI USA Value (Hedged in EUR) NR	0.11	0.04	0.06	0.00	0.07
	Classic H EUR Distribution	15/9/2017	0.14	0.06	0.06	0.00	0.07	MSCI USA Value (Hedged in EUR) NR	0.11	0.04	0.06	0.00	0.07
	I Capitalisation	15/9/2017	0.17	0.09	0.10	0.00	0.10	MSCI USA Value (USD) NR	0.13	0.05	0.08	0.00	0.08
	IH EUR Capitalisation	15/9/2017	0.15	0.07	0.07	0.00	0.08	MSCI USA Value (Hedged in EUR) NR	0.11	0.04	0.06	0.00	0.07
	Privilege Capitalisation	15/9/2017	0.17	0.09	0.10	0.00	0.10	MSCI USA Value (USD) NR	0.13	0.05	0.08	0.00	0.08

Sub-Fund	Shares	Inception date	1 Year	3 Years	5 Years	10 Years	Since inception	Benchmark Name	1 Year BM	3 Year BM	5Y BM	10Y BM	Since Inception BM
			%	Average annual compounded return (%)					%	Average annual compounded return (%)			
BNP Paribas Funds Target Risk Balanced													
	Classic Capitalisation	5/1/1998	0.04	-0.03	-0.01	0.01	0.02	No BM	N.A.	N.A.	N.A.	N.A.	N.A.
	Classic Distribution	5/1/1998	0.04	-0.03	-0.01	0.01	0.02	No BM	N.A.	N.A.	N.A.	N.A.	N.A.
	I Capitalisation	5/1/1998	0.04	-0.02	0.00	0.02	0.03	No BM	N.A.	N.A.	N.A.	N.A.	N.A.
	Privilege Capitalisation	5/1/1998	0.04	-0.02	0.00	0.02	0.02	No BM	N.A.	N.A.	N.A.	N.A.	N.A.
	Privilege Distribution	22/2/2013	0.04	-0.02	0.00	0.02	0.02	No BM	N.A.	N.A.	N.A.	N.A.	N.A.
BNP Paribas Funds US Growth													
	Classic Capitalisation	29/6/1994	0.28	0.06	0.14	0.12	0.09	Russell 1000 Growth (USD) RI	0.32	0.08	0.16	0.15	0.12
	Classic Distribution	29/6/1994	0.28	0.06	0.14	0.12	0.09	Russell 1000 Growth (USD) RI	0.32	0.08	0.16	0.15	0.12
	Classic EUR Capitalisation	29/9/2010	0.32	0.10	0.15	0.15	0.15	Russell 1000 Growth (USD) RI	0.36	0.13	0.18	0.19	0.18
	Classic H EUR Capitalisation	25/5/2012	0.25	0.03	0.11	0.10	0.11	Russell 1000 Growth (RI) EUR Hedged	0.29	0.06	0.14	0.13	0.15
	I Capitalisation	30/12/2005	0.30	0.07	0.15	0.14	0.12	Russell 1000 Growth (USD) RI	0.32	0.08	0.16	0.15	0.12
	Privilege Capitalisation	13/2/2013	0.29	0.07	0.15	0.13	0.14	Russell 1000 Growth (USD) RI	0.32	0.08	0.16	0.15	0.16

Sub-Fund	Shares	Inception date	1 Year	3 Years	5 Years	10 Years	Since inception	Benchmark Name	1 Year BM	3 Year BM	5Y BM	10Y BM	Since Inception BM
			%	Average annual compounded return (%)					%	Average annual compounded return (%)			
BNP Paribas Funds US Mid Cap													
	Classic Capitalisation	31/1/2006	0.13	0.02	0.07	0.05	0.07	Russell MidCap (RI)	0.16	0.02	0.09	0.09	0.09
	Classic Distribution	31/1/2006	0.13	0.02	0.07	0.05	0.07	Russell MidCap (RI)	0.16	0.02	0.09	0.09	0.09
	Classic EUR Capitalisation	31/1/2006	0.17	0.06	0.08	0.08	0.08	Russell MidCap (RI)	0.20	0.07	0.10	0.12	0.10
	Classic H SGD Capitalisation	20/5/2014	0.11	0.01	0.06	0.04	0.04	Russell MidCap (Hedged in SGD) (RI)	0.14	0.01	0.08	0.09	0.09
	I Capitalisation	31/1/2006	0.14	0.03	0.08	0.06	0.08	Russell MidCap (RI)	0.16	0.02	0.09	0.09	0.09
BNP Paribas Funds US Small Cap													
	Classic Capitalisation	19/3/2001	0.16	-0.02	0.06	0.08	0.08	Russel 2000 (USD) RI	0.13	-0.03	0.06	0.07	0.08
	Classic Distribution	19/3/2001	0.16	-0.02	0.06	0.08	0.08	Russel 2000 (USD) RI	0.13	-0.03	0.06	0.07	0.08
	Classic EUR Capitalisation	19/3/2001	0.20	0.02	0.07	0.11	0.07	Russel 2000 (USD) RI	0.17	0.01	0.07	0.10	0.07
	Classic EUR Distribution	19/3/2001	0.20	0.02	0.07	0.11	0.07	Russel 2000 (USD) RI	0.17	0.01	0.07	0.10	0.07
	Classic H EUR Capitalisation	15/7/2011	0.14	-0.04	0.04	0.06	0.07	Russell 2000 (Hedged in EUR) (RI)	0.10	-0.05	0.03	0.05	0.07
	Classic H SGD Capitalisation	16/10/2020	0.14	-0.03	0.0	0.00	0.05	Russel 2000 (Hedged in SGD) (RI)	0.11	-0.04	0.00	0.00	0.06

Sub-Fund	Shares	Inception date	1 Year	3 Years	5 Years	10 Years	Since inception	Benchmark Name	1 Year BM	3 Year BM	5Y BM	10Y BM	Since Inception BM
			%	Average annual compounded return (%)					%	Average annual compounded return (%)			
	I Capitalisation	24/9/2003	0.18	-0.01	0.08	0.09	0.10	Russel 2000 (USD) RI	0.13	-0.03	0.06	0.07	0.08
	Privilege Capitalisation	9/8/2011	0.17	-0.01	0.07	0.09	0.11	Russel 2000 (USD) RI	0.13	-0.03	0.06	0.07	0.10
	Privilege Distribution	22/7/2013	0.17	-0.01	0.07	0.09	0.09	Russel 2000 (USD) RI	0.13	-0.03	0.06	0.07	0.07
	U16 Capitalisation	16/11/2023	0.00	0.00	0.00	0.00	0.15	Russel 2000 (USD) RI	0.00	0.00	0.00	0.00	0.12
	U16 EUR Capitalisation	29/1/2024	0.00	0.00	0.00	0.00	0.00	Russel 2000 (USD) RI	0.00	0.00	0.00	0.00	-0.01
	U16 EUR QD Distribution	29/1/2024	0.00	0.00	0.00	0.00	0.00	Russel 2000 (USD) RI	0.00	0.00	0.00	0.00	-0.01
	U16 HKD Capitalisation	29/1/2024	0.00	0.00	0.00	0.00	-0.01	Russel 2000 (USD) RI	0.00	0.00	0.00	0.00	-0.01
	U16 QD Distribution	29/1/2024	0.00	0.00	0.00	0.00	-0.01	Russel 2000 (USD) RI	0.00	0.00	0.00	0.00	-0.02
	U16 RH EUR Capitalisation	29/1/2024	0.00	0.00	0.00	0.00	-0.01	Russel 2000 (USD) RI (Hedged in EUR)	0.00	0.00	0.00	0.00	-0.02
	U16 RH SGD Capitalisation	26/1/2024	0.00	0.00	0.00	0.00	0.00	Russel 2000 (USD) RI (Hedged in SGD)	0.00	0.00	0.00	0.00	0.00

Sub-Fund	Shares	Inception date	1 Year	3 Years	5 Years	10 Years	Since inception	Benchmark Name	1 Year BM	3 Year BM	5Y BM	10Y BM	Since Inception BM
			%	Average annual compounded return (%)					%	Average annual compounded return (%)			
BNP Paribas Funds USD Money Market													
	Classic Capitalisation	26/7/1990	0.05	0.03	0.02	0.02	0.03	USD SOFR Secured Overnight Financing rate	0.06	0.03	0.02	0.02	0.03
	Classic Distribution	21/10/1998	0.05	0.03	0.02	0.02	0.02	USD SOFR Secured Overnight Financing rate	0.06	0.03	0.02	0.02	0.02
	I Capitalisation	26/7/1990	0.06	0.03	0.02	0.02	0.03	USD SOFR Secured Overnight Financing rate	0.06	0.03	0.02	0.02	0.03
	Privilege Capitalisation	26/7/1990	0.06	0.03	0.02	0.02	0.03	USD SOFR Secured Overnight Financing rate	0.06	0.03	0.02	0.02	0.03
BNP Paribas Funds USD Short Duration Bond													
	Classic Capitalisation	30/3/1990	0.03	0.00	0.01	0.01	0.04	ICE BofA 1-3 Year US Treasury Index	0.02	0.00	0.01	0.01	0.05
	Classic Distribution	27/12/2017	0.03	0.00	0.01	0.00	0.01	ICE BofA 1-3 Year US Treasury Index	0.02	0.00	0.01	0.00	0.01
	Classic EUR Capitalisation	24/10/2019	0.06	0.04	0.00	0.00	0.01	ICE BofA 1-3 Year US Treasury Index	0.06	0.04	0.00	0.00	0.02
	Classic H EUR Capitalisation	29/6/2004	0.01	-0.02	-0.01	-0.01	0.01	ICE BofAML US Corp & Govt 1-5 Yr (Hedged in EUR) RI	0.00	-0.02	-0.01	0.00	0.02

Sub-Fund	Shares	Inception date	1 Year	3 Years	5 Years	10 Years	Since inception	Benchmark Name	1 Year BM	3 Year BM	5Y BM	10Y BM	Since Inception BM
			%	Average annual compounded return (%)					%	Average annual compounded return (%)			
	Classic MD Distribution	9/12/1996	0.03	0.00	0.01	0.01	0.03	ICE BofA 1-3 Year US Treasury Index	0.02	0.00	0.01	0.01	0.04
	I Capitalisation	30/3/1990	0.03	0.00	0.01	0.01	0.04	ICE BofA 1-3 Year US Treasury Index	0.02	0.00	0.01	0.01	0.05
	Privilege Capitalisation	30/3/1990	0.03	0.00	0.01	0.01	0.04	ICE BofA 1-3 Year US Treasury Index	0.02	0.00	0.01	0.01	0.05
	Privilege Distribution	4/4/2014	0.03	0.00	0.00	0.01	0.01	ICE BofA 1-3 Year US Treasury Index	0.02	0.00	0.00	0.01	0.02

7.2 Under Section 26.2 of the Singapore Prospectus, to delete the entire table and replace it with the following :

26.2 The expense ratios and the turnover ratios of the sub-funds for the financial year ended on 31 December 2023 are as follows:

Sub-Fund/ Category	Expense Ratio^{(1) (2)}	Turnover Ratio⁽³⁾
BNP Paribas Funds Aqua		
Category Classic (Cap)	2.23%	18.50%
Category Classic (Dis)	2.23%	
Category Classic RH SGD MD	2.23%	
Category Classic RH USD (Cap)	2.23%	
Category Classic RH USD MD (Dis)	2.23%	
Category Classic SGD (Cap)	2.23%	
Category Classic USD (Cap)	2.23%	
Category Classic USD (Dis)	2.23%	
Category Privilege (Cap)	1.17%	
Category Privilege USD (Cap)	1.17%	
Category I (Cap)	1.11%	
Category I USD (Cap)	1.11%	
BNP Paribas Funds Asia Tech Innovators		
Category Classic (Cap)	2.23%	62.91%
Category Classic RH SGD (Cap)	2.23%	
BNP Paribas Funds Brazil Equity		
Category Classic (Cap)	2.24%	186.90%
Category Classic (Dis)	2.24%	
Category Classic EUR (Cap)	2.24%	
Category Privilege (Cap)	1.24%	

Sub-Fund/ Category	Expense Ratio^{(1) (2)}	Turnover Ratio⁽³⁾
Category I (Cap)	1.12%	
BNP Paribas Funds China A-Shares		26.61%
Category Classic (Cap)	2.23%	
Category Classic (Dis)	2.23%	
BNP Paribas Funds China Equity		33.22%
Category Classic (Cap)	2.23%	
Category Classic (Dis)	2.23%	
Category Classic EUR (Cap)	2.23%	
Category Classic EUR (Dis)	2.23%	
Category Classic RH SGD (Cap)	2.23%	
Category Classic RH SGD MD (Dis)	2.23%	
Category Privilege (Cap)	1.23%	
Category Privilege (Dis)	1.23%	
Category I (Cap)	1.11%	
BNP Paribas Funds Climate Impact		25.57%
Category Classic (Cap)	2.68%	
Category Classic USD (Cap)	2.68%	
Category Classic RH SGD (Cap)	2.68%	
Category U2 HKD (Cap)	1.98%	
Category U2 HKD (Dis)	1.98%	
Category U2 HKD MD	1.98%	
Category U2 RH AUD (Dis)	1.98%	
Category U2 RH CHF (Dis)	1.98%	
Category U2 RH CNH (Cap)	1.98%	
Category U2 RH CNH (Dis)	1.98%	

Sub-Fund/ Category	Expense Ratio^{(1) (2)}	Turnover Ratio⁽³⁾
Category U2 RH CNH MD	1.98%	
Category U2 RH EUR (Cap)	1.98%	
Category U2 RH EUR (Dis)	1.98%	
Category U2 RH EUR MD	1.98%	
Category U2 RH GBP (Dis)	1.98%	
Category U2 RH SGD (Cap)	1.98%	
Category U2 RH SGD (Dis)	1.98%	
Category U2 RH SGD MD	1.98%	
Category U2 RH USD (Cap)	1.98%	
Category U2 USD (Cap)	1.98%	
Category U2 USD (Dis)	1.98%	
Category U2 USD MD	1.98%	
BNP Paribas Funds Consumer Innovators		7.79%
Category Classic (Cap)	1.98%	
Category Classic (Dis)	1.98%	
Category Classic HKD (Cap)	1.98%	
Category Classic RH SGD (Cap)	1.98%	
Category Classic USD (Cap)	1.98%	
Category Privilege (Cap)	1.08%	
Category Privilege (Dis)	1.08%	
Category I (Cap)	0.96%	
BNP Paribas Funds Disruptive Technology		32.32%
Category Classic (Cap)	1.98%	
Category Classic (Dis)	1.98%	
Category Classic H SGD (Cap)	1.98%	

Sub-Fund/ Category	Expense Ratio^{(1) (2)}	Turnover Ratio⁽³⁾
Category Classic USD (Cap)	1.98%	
Category Classic USD (Dis)	1.98%	
Category Privilege (Cap)	1.08%	
Category Privilege (Dis)	1.08%	
Category Privilege USD (Cap)	1.08%	
Category I (Cap)	0.96%	
BNP Paribas Funds Ecosystem Restoration		
Category Classic RH SGD (Cap)	2.02%	311.40%
Category Classic USD (Cap)	2.02%	
Category Privilege USD (Cap)	1.12%	
Category I USD (Cap)	1.00%	
BNP Paribas Funds Emerging Bond		
Category Classic (Cap)	1.64%	109.48%
Category Classic (Dis)	1.64%	
Category Classic EUR (Cap)	1.64%	
Category Classic EUR (Dis)	1.64%	
Category Classic MD (Dis)	1.64%	
Category Privilege (Cap)	0.94%	
Category I (Cap)	0.74%	
Category IH EUR (Cap)	0.74%	
BNP Paribas Funds Emerging Bond Opportunities		
Category Classic (Cap)	1.94%	
Category Classic (Dis)	1.94%	
Category Classic EUR MD (Dis)	1.94%	

Sub-Fund/ Category	Expense Ratio^{(1) (2)}	Turnover Ratio⁽³⁾
Category Classic HKD MD (Dis)	1.94%	148.91%
Category Classic MD (Dis)	1.94%	
Category Classic RH AUD MD (Dis)	1.94%	
Category Classic RH CNH MD (Dis)	1.94%	
Category Classic RH EUR (Cap)	1.94%	
Category Classic RH EUR (Dis)	1.94%	
Category Classic RH SGD MD (Dis)	1.94%	
Category Classic RH HKD MD (Dis)	1.94%	
Category I RH EUR (Cap)	0.84%	
Category Privilege (Cap)	1.09%	
Category I (Cap)	0.84%	
BNP Paribas Funds Emerging Equity		37.99%
Category Classic (Cap)	2.23%	
Category Classic (Dis)	2.23%	
Category Classic EUR (Cap)	2.23%	
Category Classic EUR (Dis)	2.23%	
Category Privilege (Cap)	1.23%	
Category I (Cap)	1.11%	
BNP Paribas Funds Emerging Multi-Asset Opportunities		188.79%
Category Classic (Cap)	1.74%	
Category Classic MD (Dis)	1.74%	
Category Classic HKD MD (Dis)	1.74%	
Category Classic RH AUD MD (Dis)	1.74%	
Category Classic RH CNH MD (Dis)	1.74%	
Category Classic RH EUR (Cap)	1.74%	

Sub-Fund/ Category	Expense Ratio^{(1) (2)}	Turnover Ratio⁽³⁾
Category Classic RH SGD MD (Dis)	1.74%	
Category I (Cap)	0.87%	
BNP Paribas Funds Energy Transition		158.42%
Category Classic (Cap)	1.99%	
Category Classic (Dis)	1.99%	
Category Classic RH SGD (Cap)	1.99%	
Category Classic RH USD (Cap)	1.99%	
Classic Solidarity (Dis)	1.99%	
Classic Solidarity H EUR (Cap)	1.99%	
Category Classic USD (Cap)	1.99%	
Category Classic USD (Dis)	1.99%	
Category Privilege (Cap)	1.09%	
Category Privilege (Dis)	1.09%	
Category Privilege USD (Cap)	1.09%	
Category I (Cap)	0.97%	
Category I USD (Cap)	0.97%	
BNP Paribas Funds Environmental Absolute Return Thematic Equity (EARTH)		120.33%
Category Classic (Cap)	1.87%	
Category Classic (Dis)	1.87%	
Category Classic RH SGD (Cap)	1.87%	
BNP Paribas Funds Euro Bond		55.71%
Category Classic (Cap)	1.14%	
Category Classic (Dis)	1.14%	
Category Privilege (Cap)	0.69%	

Sub-Fund/ Category	Expense Ratio^{(1) (2)}	Turnover Ratio⁽³⁾
Category I (Cap)	0.49%	
BNP Paribas Funds Euro Corporate Bond		337.28%
Category Classic (Cap)	1.14%	
Category Classic (Dis)	1.14%	
Category Privilege (Cap)	0.69%	
Category I (Cap)	0.49%	
BNP Paribas Funds Euro Equity		51.23%
Category Classic (Cap)	1.98%	
Category Classic (Dis)	1.98%	
Category Classic H USD (Cap)	1.98%	
Category Classic USD (Cap)	1.98%	
Category Privilege (Cap)	1.08%	
Category Privilege (Dis)	1.08%	
Category I (Cap)	0.96%	
BNP Paribas Funds Euro Government Bond		123.07%
Category Classic (Cap)	1.08%	
Category Classic (Dis)	1.08%	
Category Privilege (Cap)	0.63%	
Category I (Cap)	0.43%	
BNP Paribas Funds Euro High Yield Bond		190.31%
Category Classic (Cap)	1.58%	
Category Classic H USD MD (Dis)	1.58%	

Sub-Fund/ Category	Expense Ratio^{(1) (2)}	Turnover Ratio⁽³⁾
Category Privilege (Cap)	0.88%	
Category Privilege (Dis)	0.88%	
Category I (Cap)	0.73%	
BNP Paribas Funds Euro Money Market		75.80%
Category Classic (Cap)	0.50%	
Category Classic (Dis)	0.50%	
Category Privilege (Cap)	0.25%	
Category I (Cap)	0.21%	
BNP Paribas Funds Europe Convertible		81.20%
Category Classic (Cap)	1.63%	
Category Classic (Dis)	1.63%	
Category Privilege (Cap)	0.98%	
Category Privilege (Dis)	0.98%	
Category I (Cap)	0.81%	
Category I (Dis)	0.81%	
BNP Paribas Funds Europe Equity		37.32%
Category Classic (Cap)	1.98%	
Category Classic (Dis)	1.98%	
Category Classic USD (Cap)	1.98%	
Category Privilege (Cap)	1.08%	
Category Privilege (Dis)	1.08%	
Category I (Cap)	0.96%	
Category I USD (Cap)	0.96%	

Sub-Fund/ Category	Expense Ratio^{(1) (2)}	Turnover Ratio⁽³⁾	
BNP Paribas Funds Europe Growth		41.38%	
Category Classic (Cap)	1.98%		
Category Classic (Dis)	1.98%		
Category Classic RH SGD MD (Dis)	1.98%		
Category Classic RH USD MD (Dis)	1.98%		
Category Classic RH SGD (Cap)	1.98%		
Category Classic RH USD (Cap)	1.98%		
Category Classic USD (Cap)	1.98%		
Category Privilege (Cap)	1.08%		
Category Privilege (Dis)	1.08%		
Category I (Cap)	0.96%		
BNP Paribas Funds Europe Small Cap			95.54%
Category Classic (Cap)	2.23%		
Category Classic (Dis)	2.23%		
Category Classic RH USD (Cap)	2.23%		
Category Classic RH SGD (Cap)	2.23%		
Category Classic USD (Cap)	2.23%		
Category Privilege (Cap)	1.23%		
Category I (Cap)	1.06%		
BNP Paribas Funds Global Bond Opportunities		388.58%	
Category Classic (Cap)	1.19%		
Category Classic (Dis)	1.19%		
Category Classic H USD (Cap)	1.19%		
Category Privilege (Cap)	0.74%		
Category I (Cap)	0.54%		

Sub-Fund/ Category	Expense Ratio ^{(1) (2)}	Turnover Ratio ⁽³⁾
BNP Paribas Funds Global Convertible		
Category Classic (Cap)	1.64%	71.33%
Category Classic (Dis)	1.64%	
Category Classic MD (Dis)	1.64%	
Category Classic RH EUR (Cap)	1.64%	
Category Classic RH EUR (Dis)	1.64%	
Category Privilege (Cap)	0.99%	
Category Privilege RH EUR (Cap)	0.99%	
Category Privilege RH EUR (Dis)	0.99%	
Category I (Cap)	0.82%	
Category I RH EUR (Cap)	0.82%	
BNP Paribas Funds Global Environment		
Category Classic (Cap)	2.23%	21.92%
Category Classic (Dis)	2.23%	
Category Classic RH SGD MD (Dis)	2.23%	
Category Classic RH USD MD (Cap)	2.23%	
Classic SGD (Cap)	2.23%	
Category Classic USD (Cap)	2.23%	
Category Privilege (Cap)	1.23%	
Category I (Cap)	1.06%	
BNP Paribas Funds Global High Yield Bond		
Category Classic (Cap)	1.58%	
Category Classic (Dis)	1.58%	
Category Classic H USD (Cap) (closed for new subscriptions and conversion into this share class)	1.58%	

Sub-Fund/ Category	Expense Ratio^{(1) (2)}	Turnover Ratio⁽³⁾
Category Classic H USD (Dis)	1.58%	213.88%
Category Privilege (Cap)	0.88%	
Category Privilege (Dis)	0.88%	
Category I (Cap)	0.73%	
Category IH USD (Cap)	0.73%	
BNP Paribas Funds Green Tigers		28.50%
Category Classic (Cap)	2.23%	
Category Classic (Dis)	2.23%	
Category Classic EUR (Cap)	2.23%	
Category Classic EUR (Dis)	2.23%	
Category Classic RH SGD (Cap)	2.23%	
Category Classic RH SGD MD (Dis)	2.23%	
BNP Paribas Funds Health Care Innovators		38.76%
Category Classic (Cap)	1.98%	
Category Classic (Dis)	1.98%	
Category Classic USD (Cap)	1.98%	
Category Privilege (Cap)	1.08%	
Category Privilege (Dis)	1.08%	
Category I (Cap)	0.96%	
BNP Paribas Funds Inclusive Growth		72.65%
Category Classic USD (Cap)	1.98%	
Category Classic RH SGD (Cap)	1.98%	

Sub-Fund/ Category	Expense Ratio^{(1) (2)}	Turnover Ratio⁽³⁾
BNP Paribas Funds India Equity		65.74%
Category Classic (Cap)	2.23%	
Category Classic (Dis)	2.23%	
Category Classic EUR (Cap)	2.23%	
Category Classic EUR (Dis)	2.23%	
Category Privilege (Cap)	1.23%	
Category Privilege (Dis)	1.23%	
Category I (Cap)	1.11%	
BNP Paribas Funds Japan Equity		86.55%
Category Classic (Cap)	1.99%	
Category Classic (Dis)	1.99%	
Category Classic EUR (Cap)	1.99%	
Category Classic H EUR (Cap)	1.99%	
Category Classic H USD (Cap)	1.99%	
Category Classic USD (Cap)	1.99%	
Category Privilege (Cap)	1.09%	
Category Privilege (Dis)	1.09%	
Category I (Cap)	0.97%	
BNP Paribas Funds Japan Small Cap		63.67%
Category Classic (Cap)	2.34%	
Category Classic (Dis)	2.34%	
Category Classic EUR (Cap)	2.34%	
Category Classic H EUR (Cap)	2.34%	
Category Classic H USD (Cap)	2.34%	
Category Classic RH SGD (Cap)	2.34%	
Category Classic SGD (Cap)	2.34%	

Sub-Fund/ Category	Expense Ratio^{(1) (2)}	Turnover Ratio⁽³⁾
Category Classic USD (Cap)	2.34%	
Category Privilege (Cap)	1.29%	
Category Privilege H USD (Cap)	1.29%	
Category I (Cap)	1.17%	
BNP Paribas Funds Latin America Equity		132.83%
Category Classic (Cap)	2.23%	
Category Classic (Dis)	2.23%	
Category Classic EUR (Cap)	2.23%	
Category Privilege (Cap)	1.23%	
Category I (Cap)	1.11%	
BNP Paribas Funds Local Emerging Bond		69.88%
Category Classic (Cap)	1.85%	
Category Classic (Dis)	1.85%	
Category Classic EUR (Cap)	1.85%	
Category Classic EUR (Dis)	1.85%	
Category Classic RH EUR (Cap)	1.85%	
Category Classic RH EUR (Dis)	1.85%	
Category Privilege (Cap)	1.05%	
Category Privilege (Dis)	1.05%	
Category I (Cap)	0.85%	
Category I RH EUR (Cap)	0.85%	
BNP Paribas Funds Multi-Asset Thematic		
Category Classic (Cap)	2.07%	
Category Classic MD (Dis)	2.07%	

Sub-Fund/ Category	Expense Ratio^{(1) (2)}	Turnover Ratio⁽³⁾
Category RH AUD (Cap)	2.07%	102.80%
Category Classic RH AUD MD (Dis)	2.07%	
Category Classic RH CAD MD (Dis)	2.07%	
Category Classic RH CNH MD (Dis)	2.07%	
Category Classic RH HKD MD (Dis)	2.07%	
Category Classic RH SGD (Cap)	2.07%	
Category Classic RH SGD MD (Dis)	2.07%	
Category Classic RH USD (Cap)	2.07%	
Category Classic RH USD MD (Dis)	2.07%	
Category I (Cap)	1.24%	
Category Privilege (Cap)	1.41%	
Category Privilege MD (Dis)	1.41%	
Category Privilege RH USD (Cap)	1.37%	
Category Privilege RH USD MD (Dis)	1.37%	
BNP Paribas Funds Russia Equity		
Category Classic (Cap)	N.A.	0.00%
Category Classic (Dis)	N.A.	
Category Classic USD (Cap)	N.A.	
Category Classic USD (Dis)	N.A.	
Category Privilege (Cap)	N.A.	
Category Privilege (Dis)	N.A.	
Category I (Cap)	N.A.	
BNP Paribas Funds SMaRT Food		
Category Classic (Cap)	2.23%	12.00%
Category Classic USD (Cap)	2.23%	
Category Classic SGD (Cap)	2.23%	

Sub-Fund/ Category	Expense Ratio^{(1) (2)}	Turnover Ratio⁽³⁾
Category Classic RH USD (Cap)	2.23%	
Category Classic RH USD MD (Dis)	2.23%	
BNP Paribas Funds Sustainable Asia ex-Japan Equity		22.97%
Category Classic (Cap)	1.98%	
Category Classic (Dis)	1.98%	
Category Classic EUR (Cap)	1.98%	
Category Classic EUR (Dis)	1.98%	
Category Classic RH AUD (Cap)	1.98%	
Category Classic RH SGD (Cap)	1.98%	
Category Classic MD (Dis)	1.98%	
Category Privilege (Cap)	1.08%	
Category Privilege EUR (Cap)	1.08%	
Category Privilege EUR (Dis)	1.08%	
Category I (Cap)	0.96%	
Category I EUR (Cap)	0.96%	
BNP Paribas Funds Sustainable Asian Cities Bond		155.99%
Category Classic (Cap)	1.28%	
Category Classic (Dis)	1.28%	
Category Classic EUR (Cap)	1.28%	
Category Classic EUR (Dis)	1.28%	
Category Classic RH AUD MD (Dis)	1.28%	
Category Classic RH HKD MD	1.28%	
Category Classic RH SGD MD (Dis)	1.28%	
Category Classic MD (Dis)	1.28%	
Category Privilege (Cap)	0.73%	

Sub-Fund/ Category	Expense Ratio^{(1) (2)}	Turnover Ratio⁽³⁾
Category Privilege (Dis)	0.73%	
Category I (Cap)	0.58%	
BNP Paribas Funds Sustainable Europe Dividend		52.30%
Category Classic (Cap)	1.98%	
Category Classic (Dis)	1.98%	
Category Privilege (Cap)	1.08%	
Category Privilege (Dis)	1.08%	
Category I (Cap)	0.96%	
BNP Paribas Funds Sustainable Global Corporate Bond		100.30%
Category Classic (Cap)	1.15%	
Category Classic (Dis)	1.15%	
Category Classic H EUR (Cap)	1.15%	
Category Privilege (Cap)	0.70%	
Category I (Cap)	0.50%	
BNP Paribas Funds Sustainable Global Equity		87.13%
Category Classic (Cap)	1.98%	
Category Classic (Dis)	1.98%	
Category Classic EUR (Cap)	1.98%	
Category Classic EUR (Dis)	1.98%	
Category Privilege (Cap)	1.08%	
Category I (Cap)	0.96%	

Sub-Fund/ Category	Expense Ratio^{(1) (2)}	Turnover Ratio⁽³⁾
BNP Paribas Funds Sustainable Global Low Vol Equity		127.81%
Category Classic (Cap)	1.99%	
Category Classic (Dis)	1.99%	
Category Classic USD (Cap)	1.99%	
Category Classic USD (Dis)	1.99%	
Category Privilege (Cap)	1.09%	
Category I (Cap)	0.97%	
Category I USD (Cap)	0.97%	
BNP Paribas Funds Sustainable Multi-Asset Balanced		54.77%
Category Classic RH AUD MD (Dis)	1.95%	
Category Classic RH CAD MD (Dis)	1.95%	
Category Classic RH HKD MD (Dis)	1.95%	
Category Classic RH SGD (Cap)	1.95%	
Category Classic RH SGD MD (Dis)	1.95%	
Category Classic RH USD (Cap)	1.95%	
Category Classic RH USD MD (Dis)	1.95%	
BNP Paribas Funds Sustainable Multi-Asset Growth		70.91%
Category Classic (Cap)	2.19%	
Category Classic (Dis)	2.19%	
Category Classic RH AUD MD (Dis)	2.20%	
Category Classic RH CAD MD (Dis)	2.20%	
Category Classic RH GBP (Cap)	2.20%	
Category Classic RH HKD MD (Dis)	2.20%	
Category Classic RH SGD (Cap)	2.20%	

Sub-Fund/ Category	Expense Ratio^{(1) (2)}	Turnover Ratio⁽³⁾
Category Classic RH SGD MD (Dis)	2.19%	
Category Classic RH USD (Cap)	2.19%	
Category Classic RH USD MD (Dis)	2.19%	
BNP Paribas Funds Sustainable US Value Multi-Factor Equity		167.21%
Category Classic (Cap)	1.48%	
Category Classic (Dis)	1.48%	
Category Classic EUR (Cap)	1.48%	
Category Classic H EUR (Cap)	1.48%	
Category Classic H EUR (Dis)	1.48%	
Category I (Cap)	0.61%	
Category IH EUR (Cap)	0.61%	
Category Privilege (Cap)	0.83%	
BNP Paribas Funds Target Risk Balanced		132.40%
Category Classic (Cap)	1.85	
Category Classic (Dis)	1.85	
Category Privilege (Cap)	1.20	
Category Privilege (Dis)	1.20	
Category I (Cap)	1.08	
BNP Paribas Funds US Growth		63.25%
Category Classic (Cap)	1.98%	
Category Classic (Dis)	1.98%	
Category Classic EUR (Cap)	1.98%	
Category Classic H EUR (Cap)	1.98%	
Category Privilege (Cap)	1.08%	

Sub-Fund/ Category	Expense Ratio^{(1) (2)}	Turnover Ratio⁽³⁾
Category I (Cap)	0.96%	
BNP Paribas Funds US Mid Cap		28.37%
Category Classic (Cap)	2.23%	
Category Classic (Dis)	2.23%	
Category Classic EUR (Cap)	2.23%	
Category Classic H SGD (Cap)	2.23%	
Category I (Cap)	1.06%	
BNP Paribas Funds US Small Cap		35.67%
Category Classic (Cap)	2.23%	
Category Classic (Dis)	2.23%	
Category Classic EUR (Cap)	2.23%	
Category Classic EUR (Dis)	2.23%	
Category Classic H EUR (Cap)	2.23%	
Category Classic H SGD (Cap)	2.23%	
Category Privilege (Cap)	1.23%	
Category Privilege (Dis)	1.23%	
Category I (Cap)	1.06%	
Category U16 (Cap)	1.78%	
Category U16 EUR (Cap)	1.78%	
Category U16 EUR QD (Dis)	1.78%	
Category U16 HKD (Cap)	1.78%	
Category U16 QD (Dis)	1.78%	
Category U16 RH EUR (Cap)	1.78%	
Category U16 RH SGD (Cap)	1.78%	

Sub-Fund/ Category	Expense Ratio^{(1) (2)}	Turnover Ratio⁽³⁾
BNP Paribas Funds USD Money Market		
Category Classic (Cap)	0.50%	102.26%
Category Classic (Dis)	0.50%	
Category Privilege (Cap)	0.25%	
Category I (Cap)	0.21%	
BNP Paribas Funds USD Short Duration Bond		
Category Classic (Cap)	0.83%	273.79%
Category Classic (Dis)	0.83%	
Category Classic EUR (Cap)	0.83%	
Category Classic MD (Dis)	0.83%	
Category Classic H EUR (Cap)	0.83%	
Category I (Cap)	0.38%	
Category Privilege (Cap)	0.53%	
Category Privilege (Dis)	0.53%	

Notes:

⁽¹⁾ The expense ratios are calculated in line with the Investment Management Association of Singapore's (IMAS) guidelines on the disclosure of expense ratios and based on the latest audited accounts.

⁽²⁾ The expense ratio is expressed from 1st January 2022 to 31st December 2023.

The following expenses are excluded from the calculation of the expense ratios:

- a) interest expense;
- (b) brokerage and other transaction costs associated with the purchase and sales of investments (such as registrar charges and remittance fees);
- (c) foreign exchange gains and losses of the Sub-fund, whether realised or unrealised;
- (d) tax deducted at source or arising from income received, including withholding tax;
- (e) front-end loads, back-end loads and other costs arising from the purchase or sale of a foreign unit trust or mutual fund; and
- (f) dividends and other distributions paid to shareholders.

⁽³⁾ The turnover ratios are calculated based on the lesser of sales or purchases of underlying investments of the scheme expressed as a percentage of average daily NAV.

The current portfolio turnover ratios are no indication of future portfolio turnover ratios.

For new sub-funds or certain classes of sub-funds which are not offered for sale, or have not been launched, or have been launched for less than one year, no turnover ratio or expense ratio is available for the relevant period and the term "N.A." has been inserted.

8. Appendix 1 of the Singapore Prospectus

8.1 To delete the table on “Fees and Costs” under Appendix 1 of the Singapore Prospectus and to replace it with the following:

APPENDIX I

FEES AND COSTS

Following table indicates the details of recurring and non-recurring fees and costs:-

Category	Fees payable by the sub-fund					Maximum Fees payable by the investors		
	Management (max) ⁽¹⁾	Performance (max) ⁽²⁾	Distribution (max) ⁽³⁾	Other (max) ⁽⁴⁾	TAB ⁽⁵⁾	Entry	Conversion ⁽⁶⁾	Exit
BNP Paribas Funds Aqua								
Classic	1.75%	No	none	0.40%	0.05%	3%	1.50%	none
Classic RH SGD MD	1.75%	No	none	0.40%	0.05%	3%	1.50%	none
Classic RH USD	1.75%	No	none	0.40%	0.05%	3%	1.50%	none
Classic RH USD MD	1.75%	No	none	0.40%	0.05%	3%	1.50%	none
Classic SGD	1.75%	No	none	0.40%	0.05%	3%	1.50%	none
Classic USD	1.75%	No	none	0.40%	0.05%	3%	1.50%	none
I	0.90%	No	none	0.20%	0.01%	none	none	none
I USD	0.90%	No	none	0.20%	0.01%	none	none	none
Privilege	0.90%	No	none	0.25%	0.05%	3%	1.50%	none
Privilege USD	0.90%	No	none	0.25%	0.05%	3%	1.50%	none
BNP Paribas Funds Asia Tech Innovators								
Classic	1.75%	No	none	0.40%	0.05%	3%	1.50%	none
Classic RH SGD	1.75%	No	none	0.40%	0.05%	3%	1.50%	none

Category	Fees payable by the sub-fund					Maximum Fees payable by the investors		
	Management (max) ⁽¹⁾	Performance (max) ⁽²⁾	Distribution (max) ⁽³⁾	Other (max) ⁽⁴⁾	TAB ⁽⁵⁾	Entry	Conversion ⁽⁶⁾	Exit
BNP Paribas Funds Brazil Equity								
Classic	1.75%	No	none	0.40%	0.05%	3%	1.50%	none
Classic EUR	1.75%	No	none	0.40%	0.05%	3%	1.50%	none
I	0.90%	No	none	0.20%	0.01%	none	none	none
Privilege	0.90%	No	none	0.25%	0.05%	3%	1.50%	none
BNP Paribas Funds China A-Shares								
Classic	1.75%	No	none	0.40%	0.05%	3%	1.50%	none
BNP Paribas Funds China Equity								
Classic	1.75%	No	none	0.40%	0.05%	3%	1.50%	none
Classic EUR	1.75%	No	none	0.40%	0.05%	3%	1.50%	none
Classic RH SGD	1.75%	No	none	0.40%	0.05%	3%	1.50%	none
Classic RH SGD MD	1.75%	No	none	0.40%	0.05%	3%	1.50%	none
I	0.90%	No	none	0.20%	0.01%	none	none	none
Privilege	0.90%	No	none	0.25%	0.05%	3%	1.50%	none
BNP Paribas Funds Climate Impact								
Classic	2.20%	No	none	0.40%	0.05%	3%	1.50%	none
Classic RH SGD	2.20%	No	none	0.40%	0.05%	3%	1.50%	none
Classic USD	2.20%	No	none	0.40%	0.05%	3%	1.50%	none
Category U2 HKD	2.20%	No	none	0.40%	0.05%	3%	1.50%	none

Category	Fees payable by the sub-fund					Maximum Fees payable by the investors		
	Management (max) ⁽¹⁾	Performance (max) ⁽²⁾	Distribution (max) ⁽³⁾	Other (max) ⁽⁴⁾	TAB ⁽⁵⁾	Entry	Conversion ⁽⁶⁾	Exit
Category U2 HKD MD	2.20%	No	none	0.40%	0.05%	3%	1.50%	none
Category U2 RH AUD	2.20%	No	none	0.40%	0.05%	3%	1.50%	none
Category U2 RH CHF	2.20%	No	none	0.40%	0.05%	3%	1.50%	none
Category U2 RH CNH	2.20%	No	none	0.40%	0.05%	3%	1.50%	none
Category U2 RH CNH MD	2.20%	No	none	0.40%	0.05%	3%	1.50%	none
Category U2 RH EUR	2.20%	No	none	0.40%	0.05%	3%	1.50%	none
Category U2 RH EUR MD	2.20%	No	none	0.40%	0.05%	3%	1.50%	none
Category U2 RH GBP	2.20%	No	none	0.40%	0.05%	3%	1.50%	none
Category U2 RH SGD	2.20%	No	none	0.40%	0.05%	3%	1.50%	none
Category U2 RH SGD MD	2.20%	No	none	0.40%	0.05%	3%	1.50%	none
Category U2 RH USD	2.20%	No	none	0.40%	0.05%	3%	1.50%	none
Category U2 USD	2.20%	No	none	0.40%	0.05%	3%	1.50%	none
Category U2 USD MD	2.20%	No	none	0.40%	0.05%	3%	1.50%	none
BNP Paribas Funds Consumer Innovators								
Classic	1.50%	No	none	0.40%	0.05%	3%	1.50%	none
Classic HKD	1.50%	No	none	0.40%	0.05%	3%	1.50%	none
Classic RH SGD	1.50%	No	none	0.40%	0.05%	3%	1.50%	none
Classic USD	1.50%	No	none	0.40%	0.05%	3%	1.50%	none
I	0.75%	No	none	0.20%	0.01%	none	none	none
Privilege	0.75%	No	none	0.25%	0.05%	3%	1.50%	none

Category	Fees payable by the sub-fund					Maximum Fees payable by the investors		
	Management (max) ⁽¹⁾	Performance (max) ⁽²⁾	Distribution (max) ⁽³⁾	Other (max) ⁽⁴⁾	TAB ⁽⁵⁾	Entry	Conversion ⁽⁶⁾	Exit
BNP Paribas Funds Disruptive Technology								
Classic	1.50%	No	none	0.40%	0.05%	3%	1.50%	none
Classic H SGD	1.50%	No	none	0.40%	0.05%	3%	1.50%	none
Classic USD	1.50%	No	none	0.40%	0.05%	3%	1.50%	none
I	0.75%	No	none	0.20%	0.01%	none	none	none
Privilege	0.75%	No	none	0.25%	0.05%	3%	1.50%	none
Privilege USD	0.75%	No	none	0.25%	0.05%	3%	1.50%	none
BNP Paribas Funds Ecosystem Restoration								
Classic RH SGD	1.50%	No	none	0.40%	0.05%	3%	1.50%	none
Classic USD	1.50%	No	none	0.40%	0.05%	3%	1.50%	none
I USD	0.75%	No	none	0.20%	0.01%	none	none	none
Privilege USD	0.75%	No	none	0.25%	0.05%	3%	1.50%	none
BNP Paribas Funds Emerging Bond								
Classic	1.25%	No	none	0.30%	0.05%	3%	1.50%	none
Classic EUR	1.25%	No	none	0.30%	0.05%	3%	1.50%	none
Classic MD	1.25%	No	none	0.30%	0.05%	3%	1.50%	none
I	0.55%	No	none	0.17%	0.01%	none	none	none
IH EUR	0.55%	No	none	0.17%	0.01%	none	none	none
Privilege	0.65%	No	none	0.20%	0.05%	3%	1.50%	none

Category	Fees payable by the sub-fund					Maximum Fees payable by the investors		
	Management (max) ⁽¹⁾	Performance (max) ⁽²⁾	Distribution (max) ⁽³⁾	Other (max) ⁽⁴⁾	TAB ⁽⁵⁾	Entry	Conversion ⁽⁶⁾	Exit
BNP Paribas Funds Emerging Bond Opportunities								
Classic	1.50%	No	none	0.30%	0.05%	3%	1.50%	none
Classic EUR MD	1.50%	No	none	0.30%	0.05%	3%	1.50%	none
Classic HKD MD	1.50%	No	none	0.30%	0.05%	3%	1.50%	none
Classic MD	1.50%	No	none	0.30%	0.05%	3%	1.50%	none
Classic RH AUD MD	1.50%	No	none	0.30%	0.05%	3%	1.50%	none
Classic RH CNH MD	1.50%	No	none	0.30%	0.05%	3%	1.50%	none
Classic RH EUR	1.50%	No	none	0.30%	0.05%	3%	1.50%	none
Classic RH HKD MD	1.50%	No	none	0.30%	0.05%	3%	1.50%	none
Classic RH SGD MD	1.50%	No	none	0.30%	0.05%	3%	1.50%	none
I	0.60%	No	none	0.17%	0.01%	none	none	none
I RH EUR	0.60%	No	none	0.17%	0.01%	none	none	none
Privilege	0.75%	No	none	0.20%	0.05%	3%	1.50%	none
BNP Paribas Funds Emerging Equity								
Classic	1.75%	No	none	0.40%	0.05%	3%	1.50%	none
Classic EUR	1.75%	No	none	0.40%	0.05%	3%	1.50%	none
I	0.90%	No	none	0.20%	0.01%	none	none	none
Privilege	0.90%	No	none	0.25%	0.05%	3%	1.50%	none

Category	Fees payable by the sub-fund					Maximum Fees payable by the investors		
	Management (max) ⁽¹⁾	Performance (max) ⁽²⁾	Distribution (max) ⁽³⁾	Other (max) ⁽⁴⁾	TAB ⁽⁵⁾	Entry	Conversion ⁽⁶⁾	Exit
BNP Paribas Funds Energy Transition								
Classic	1.50%	No	none	0.40%	0.05%	3%	1.50%	none
Classic RH SGD	1.50%	No	none	0.40%	0.05%	3%	1.50%	none
Classic RH USD	1.50%	No	none	0.40%	0.05%	3%	1.50%	none
Classic Solidarity	1.45% (with charity fee of additional 0.05%)	No	none	0.40%	0.05%	3%	1.50%	none
Classic Solidarity H EUR	1.45% (with charity fee of additional 0.05%)	No	none	0.40%	0.05%	3%	1.50%	none
Classic USD	1.50%	No	none	0.40%	0.05%	3%	1.50%	none
I	0.75%	No	none	0.20%	0.01%	none	none	none
I USD	0.75%	No	none	0.20%	0.01%	none	none	none
Privilege	0.75%	No	none	0.25%	0.05%	3%	1.50%	none
Privilege USD	0.75%	No	none	0.25%	0.05%	3%	1.50%	none
BNP Paribas Funds Environmental Absolute Return Thematic Equity (EARTH)								
Classic	1.50%	20% ⁽⁷⁾	none	0.25%	0.05%	3%	1.50%	none
Classic RH SGD	1.50%	20% ⁽⁷⁾	none	0.25%	0.05%	3%	1.50%	none
BNP Paribas Funds Euro Bond								
Classic	0.75%	No	none	0.30%	0.05%	3%	1.50%	none

Category	Fees payable by the sub-fund					Maximum Fees payable by the investors		
	Management (max) ⁽¹⁾	Performance (max) ⁽²⁾	Distribution (max) ⁽³⁾	Other (max) ⁽⁴⁾	TAB ⁽⁵⁾	Entry	Conversion ⁽⁶⁾	Exit
I	0.30%	No	none	0.17%	0.01%	none	none	none
Privilege	0.40%	No	none	0.20%	0.05%	3%	1.50%	none
BNP Paribas Funds Euro Corporate Bond								
Classic	0.75%	No	none	0.30%	0.05%	3%	1.50%	none
I	0.30%	No	none	0.17%	0.01%	none	none	none
Privilege	0.40%	No	none	0.20%	0.05%	3%	1.50%	none
BNP Paribas Funds Euro Equity								
Classic	1.50%	No	none	0.40%	0.05%	3%	1.50%	none
Classic H USD	1.50%	No	none	0.40%	0.05%	3%	1.50%	none
Classic USD	1.50%	No	none	0.40%	0.05%	3%	1.50%	none
I	0.75%	No	none	0.20%	0.01%	none	none	none
Privilege	0.75%	No	none	0.25%	0.05%	3%	1.50%	none
BNP Paribas Funds Euro Government Bond								
Classic	0.70%	No	none	0.30%	0.05%	3%	1.50%	none
I	0.25%	No	none	0.17%	0.01%	none	none	none
Privilege	0.35%	No	none	0.20%	0.05%	3%	1.50%	none
BNP Paribas Funds Euro High Yield Bond								
Classic	1.20%	No	none	0.30%	0.05%	3%	1.50%	none
Classic H USD MD	1.20%	No	none	0.30%	0.05%	3%	1.50%	none

Category	Fees payable by the sub-fund					Maximum Fees payable by the investors		
	Management (max) ⁽¹⁾	Performance (max) ⁽²⁾	Distribution (max) ⁽³⁾	Other (max) ⁽⁴⁾	TAB ⁽⁵⁾	Entry	Conversion ⁽⁶⁾	Exit
I	0.55%	No	none	0.17%	0.01%	none	none	none
Privilege	0.60%	No	none	0.20%	0.05%	3%	1.50%	none
BNP Paribas Funds Euro Money Market								
Classic	0.50%	No	none	0.15%	0.01%	3%	1.50%	none
I	0.20%	No	none	0.10%	0.01%	none	none	none
Privilege	0.25%	No	none	0.15%	0.01%	3%	1.50%	none
BNP Paribas Funds Europe Convertible								
Classic	1.20%	No	none	0.35%	0.05%	3%	1.50%	none
I	0.60%	No	none	0.20%	0.01%	none	none	none
Privilege	0.65%	No	none	0.25%	0.05%	3%	1.50%	None
BNP Paribas Funds Europe Equity								
Classic	1.50%	No	none	0.40%	0.05%	3%	1.50%	none
Classic USD	1.50%	No	none	0.40%	0.05%	3%	1.50%	none
I	0.75%	No	none	0.20%	0.01%	none	none	none
I USD	0.75%	No	none	0.20%	0.01%	none	none	none
Privilege	0.75%	No	none	0.25%	0.05%	3%	1.50%	none
BNP Paribas Funds Europe Growth								
Classic	1.50%	No	none	0.40%	0.05%	3%	1.50%	none
Classic RH SGD	1.50%	No	none	0.40%	0.05%	3%	1.50%	none

Category	Fees payable by the sub-fund					Maximum Fees payable by the investors		
	Management (max) ⁽¹⁾	Performance (max) ⁽²⁾	Distribution (max) ⁽³⁾	Other (max) ⁽⁴⁾	TAB ⁽⁵⁾	Entry	Conversion ⁽⁶⁾	Exit
Classic RH SGD MD	1.50%	No	none	0.40%	0.05%	3%	1.50%	none
Classic RH USD	1.50%	No	none	0.40%	0.05%	3%	1.50%	none
Classic RH USD MD	1.50%	No	none	0.40%	0.05%	3%	1.50%	none
Classic USD	1.50%	No	none	0.40%	0.05%	3%	1.50%	none
I	0.75%	No	none	0.20%	0.01%	none	none	none
Privilege	0.75%	No	none	0.25%	0.05%	3%	1.50%	none
BNP Paribas Funds Europe Small Cap								
Classic	1.75%	No	none	0.40%	0.05%	3%	1.50%	none
Classic RH SGD	1.75%	No	none	0.40%	0.05%	3%	1.50%	none
Classic RH USD	1.75%	No	none	0.40%	0.05%	3%	1.50%	none
Classic USD	1.75%	No	none	0.40%	0.05%	3%	1.50%	none
I	0.85%	No	none	0.20%	0.01%	none	none	none
Privilege	0.90%	No	none	0.25%	0.05%	3%	1.50%	none
BNP Paribas Funds Global Bond Opportunities								
Classic	0.75%	No	none	0.30%	0.05%	3%	1.50%	none
Classic H USD	0.75%	No	none	0.30%	0.05%	3%	1.50%	none
I	0.30%	No	none	0.17%	0.01%	none	none	none
Privilege	0.40%	No	none	0.20%	0.05%	3%	1.50%	none
BNP Paribas Funds Global Convertible								
Classic	1.20%	No	none	0.35%	0.05%	3%	1.50%	none

Category	Fees payable by the sub-fund					Maximum Fees payable by the investors		
	Management (max) ⁽¹⁾	Performance (max) ⁽²⁾	Distribution (max) ⁽³⁾	Other (max) ⁽⁴⁾	TAB ⁽⁵⁾	Entry	Conversion ⁽⁶⁾	Exit
Classic MD	1.20%	No	none	0.35%	0.05%	3%	1.50%	none
Classic RH EUR	1.20%	No	none	0.35%	0.05%	3%	1.50%	none
I	0.60%	No	none	0.20%	0.01%	none	none	none
I RH EUR	0.60%	No	none	0.20%	0.01%	none	none	none
Privilege	0.65%	No	none	0.25%	0.05%	3%	1.50%	none
Privilege RH EUR	0.65%	No	none	0.25%	0.05%	3%	1.50%	none
BNP Paribas Funds Global Environment								
Classic	1.75%	No	none	0.40%	0.05%	3%	1.50%	none
Classic RH SGD MD	1.75%	No	none	0.40%	0.05%	3%	1.50%	none
Classic RH USD MD	1.75%	No	none	0.40%	0.05%	3%	1.50%	none
Classic SGD	1.75%	No	none	0.40%	0.05%	3%	1.50%	none
Classic USD	1.75%	No	none	0.40%	0.05%	3%	1.50%	none
I	0.85%	No	none	0.20%	0.01%	none	none	none
Privilege	0.90%	No	none	0.25%	0.05%	3%	1.50%	none
BNP Paribas Funds Global High Yield Bond								
Classic	1.20%	No	none	0.30%	0.05%	3%	1.50%	none
Classic H USD	1.20%	No	none	0.30%	0.05%	3%	1.50%	none
I	0.55%	No	none	0.17%	0.01%	none	none	none
IH USD	0.55%	No	none	0.17%	0.01%	none	none	none
Privilege	0.60%	No	none	0.20%	0.05%	3%	1.50%	none

Category	Fees payable by the sub-fund					Maximum Fees payable by the investors		
	Management (max) ⁽¹⁾	Performance (max) ⁽²⁾	Distribution (max) ⁽³⁾	Other (max) ⁽⁴⁾	TAB ⁽⁵⁾	Entry	Conversion ⁽⁶⁾	Exit
BNP Paribas Funds Green Tigers								
Classic	1.75%	No	none	0.40%	0.05%	3%	1.50%	none
Classic EUR	1.75%	No	none	0.40%	0.05%	3%	1.50%	none
Classic MD	1.75%	No	none	0.40%	0.05%	3%	1.50%	none
Classic RH SGD	1.75%	No	none	0.40%	0.05%	3%	1.50%	none
Classic RH SGD MD	1.75%	No	none	0.40%	0.05%	3%	1.50%	none
BNP Paribas Funds Health Care Innovators								
Classic	1.50%	No	none	0.40%	0.05%	3%	1.50%	none
Classic USD	1.50%	No	none	0.40%	0.05%	3%	1.50%	none
I	0.75%	No	none	0.20%	0.01%	none	none	none
Privilege	0.75%	No	none	0.25%	0.05%	3%	1.50%	none
BNP Paribas Funds Inclusive Growth								
Classic RH SGD	1.50%	No	none	0.40%	0.05%	3%	1.50%	none
Classic USD	1.50%	No	none	0.40%	0.05%	3%	1.50%	none
BNP Paribas Funds India Equity								
Classic	1.75%	No	none	0.40%	0.05%	3%	1.50%	none
Classic EUR	1.75%	No	none	0.40%	0.05%	3%	1.50%	none
I	0.90%	No	none	0.20%	0.01%	none	none	none
Privilege	0.90%	No	none	0.25%	0.05%	3%	1.50%	none

Category	Fees payable by the sub-fund					Maximum Fees payable by the investors		
	Management (max) ⁽¹⁾	Performance (max) ⁽²⁾	Distribution (max) ⁽³⁾	Other (max) ⁽⁴⁾	TAB ⁽⁵⁾	Entry	Conversion ⁽⁶⁾	Exit
BNP Paribas Funds Japan Equity								
Classic	1.50%	No	none	0.40%	0.05%	3%	1.50%	none
Classic EUR	1.50%	No	none	0.40%	0.05%	3%	1.50%	none
Classic H EUR	1.50%	No	none	0.40%	0.05%	3%	1.50%	none
Classic H USD	1.50%	No	none	0.40%	0.05%	3%	1.50%	none
Classic USD	1.50%	No	none	0.40%	0.05%	3%	1.50%	none
I	0.75%	No	none	0.20%	0.01%	none	none	none
Privilege	0.75%	No	none	0.25%	0.05%	3%	1.50%	none
BNP Paribas Funds Japan Small Cap								
Classic	1.85%	No	none	0.40%	0.05%	3%	1.50%	none
Classic EUR	1.85%	No	none	0.40%	0.05%	3%	1.50%	none
Classic H EUR	1.85%	No	none	0.40%	0.05%	3%	1.50%	none
Classic H USD	1.85%	No	none	0.40%	0.05%	3%	1.50%	none
Classic RH SGD	1.85%	No	none	0.40%	0.05%	3%	1.50%	none
Classic SGD	1.85%	No	none	0.40%	0.05%	3%	1.50%	none
Classic USD	1.85%	No	none	0.40%	0.05%	3%	1.50%	none
I	0.95 %	No	none	0.20%	0.01%	none	none	none
Privilege	0.95 %	No	none	0.25%	0.05%	3%	1.50%	none
Privilege H USD	0.95 %	No	none	0.25%	0.05%	3%	1.50%	none

Category	Fees payable by the sub-fund					Maximum Fees payable by the investors		
	Management (max) ⁽¹⁾	Performance (max) ⁽²⁾	Distribution (max) ⁽³⁾	Other (max) ⁽⁴⁾	TAB ⁽⁵⁾	Entry	Conversion ⁽⁶⁾	Exit
BNP Paribas Funds Latin America Equity								
Classic	1.75%	No	none	0.40%	0.05%	3%	1.50%	none
Classic EUR	1.75%	No	none	0.40%	0.05%	3%	1.50%	none
I	0.90%	No	none	0.20%	0.01%	none	none	none
Privilege	0.90%	No	none	0.25%	0.05%	3%	1.50%	none
BNP Paribas Funds Local Emerging Bond								
Classic	1.40%	No	none	0.30%	0.05%	3%	1.50%	none
Classic EUR	1.40%	No	none	0.30%	0.05%	3%	1.50%	none
Classic RH EUR	1.40%	No	none	0.30%	0.05%	3%	1.50%	none
I	0.60%	No	none	0.17%	0.01%	none	none	none
I RH EUR	0.60%	No	none	0.17%	0.01%	none	none	none
Privilege	0.70%	No	none	0.20%	0.05%	3%	1.50%	none
BNP Paribas Funds Multi-Asset Opportunities (formerly known as BNP Paribas Funds Emerging Multi-Asset Income)								
Classic	1.25%	No	none	0.35%	0.05%	3%	1.50%	none
Classic HKD MD	1.25%	No	none	0.35%	0.05%	3%	1.50%	none
Classic MD	1.25%	No	none	0.35%	0.05%	3%	1.50%	none
Classic RH AUD MD	1.25%	No	none	0.35%	0.05%	3%	1.50%	none
Classic RH CNH MD	1.25%	No	none	0.35%	0.05%	3%	1.50%	none

Category	Fees payable by the sub-fund					Maximum Fees payable by the investors		
	Management (max) ⁽¹⁾	Performance (max) ⁽²⁾	Distribution (max) ⁽³⁾	Other (max) ⁽⁴⁾	TAB ⁽⁵⁾	Entry	Conversion ⁽⁶⁾	Exit
Classic RH EUR	1.25%	No	none	0.35%	0.05%	3%	1.50%	none
Classic RH SGD MD	1.25%	No	none	0.35%	0.05%	3%	1.50%	none
I	0.60%	No	none	0.20%	0.01%	none	none	none
BNP Paribas Funds Multi-Asset Thematic⁽⁹⁾								
Classic	1.25%	No	none	0.35%	0.05%	3%	1.50%	none
Classic MD	1.25%	No	none	0.35%	0.05%	3%	1.50%	none
Classic RH AUD	1.25%	No	none	0.35%	0.05%	3%	1.50%	none
Classic RH AUD MD	1.25%	No	none	0.35%	0.05%	3%	1.50%	none
Classic RH CAD MD	1.25%	No	none	0.35%	0.05%	3%	1.50%	none
Classic RH CNH MD	1.25%	No	none	0.35%	0.05%	3%	1.50%	none
Classic RH HKD MD	1.25%	No	none	0.35%	0.05%	3%	1.50%	none
Classic RH SGD	1.25%	No	none	0.35%	0.05%	3%	1.50%	none
Classic RH SGD MD	1.25%	No	none	0.35%	0.05%	3%	1.50%	none
Classic RH USD	1.25%	No	none	0.35%	0.05%	3%	1.50%	none
Classic RH USD MD	1.25%	No	none	0.35%	0.05%	3%	1.50%	none
I	0.60%	No	none	0.20%	0.01%	none	none	none
Privilege	0.65%	No	none	0.25%	0.05%	3%	1.50%	none
Privilege MD	0.65%	No	none	0.25%	0.05%	3%	1.50%	none
Privilege RH USD	0.65%	No	none	0.25%	0.05%	3%	1.50%	none
Privilege RH USD MD	0.65%	No	none	0.25%	0.05%	3%	1.50%	none

Category	Fees payable by the sub-fund					Maximum Fees payable by the investors		
	Management (max) ⁽¹⁾	Performance (max) ⁽²⁾	Distribution (max) ⁽³⁾	Other (max) ⁽⁴⁾	TAB ⁽⁵⁾	Entry	Conversion ⁽⁶⁾	Exit
BNP Paribas Funds Russia Equity								
Classic	1.75%	No	none	0.40%	0.05%	3%	1.50%	none
Classic USD	1.75%	No	none	0.40%	0.05%	3%	1.50%	none
I	0.90%	No	none	0.20%	0.01%	none	none	none
Privilege	0.90%	No	none	0.25%	0.05%	3%	1.50%	none
BNP Paribas Funds SMaRT Food								
Classic	1.75%	No	none	0.40%	0.05%	3%	1.50%	none
Classic RH USD	1.75%	No	none	0.40%	0.05%	3%	1.50%	none
Classic RH USD MD	1.75%	No	none	0.40%	0.05%	3%	1.50%	none
Classic SGD	1.75%	No	none	0.40%	0.05%	3%	1.50%	none
Classic USD	1.75%	No	none	0.40%	0.05%	3%	1.50%	none
BNP Paribas Funds Sustainable Asia ex-Japan Equity								
Classic	1.50%	No	none	0.40%	0.05%	3%	1.50%	none
Classic EUR	1.50%	No	none	0.40%	0.05%	3%	1.50%	none
Classic MD	1.50%	No	none	0.40%	0.05%	3%	1.50%	none
Classic RH AUD	1.50%	No	none	0.40%	0.05%	3%	1.50%	none
Classic RH SGD	1.50%	No	none	0.40%	0.05%	3%	1.50%	none
I	0.75%	No	none	0.20%	0.01%	none	none	none
I EUR	0.75%	No	none	0.20%	0.01%	none	none	none

Category	Fees payable by the sub-fund					Maximum Fees payable by the investors		
	Management (max) ⁽¹⁾	Performance (max) ⁽²⁾	Distribution (max) ⁽³⁾	Other (max) ⁽⁴⁾	TAB ⁽⁵⁾	Entry	Conversion ⁽⁶⁾	Exit
Privilege	0.75%	No	none	0.25%	0.05%	3%	1.50%	none
Privilege EUR	0.75%	No	none	0.25%	0.05%	3%	1.50%	none
BNP Paribas Funds Sustainable Asian Cities Bond								
Classic	0.90%	No	none	0.30%	0.05%	3%	1.50%	none
Classic EUR	0.90%	No	none	0.30%	0.05%	3%	1.50%	none
Classic MD	0.90%	No	none	0.30%	0.05%	3%	1.50%	none
Classic RH AUD MD	0.90%	No	none	0.30%	0.05%	3%	1.50%	none
Classic RH HKD MD	0.90%	No	none	0.30%	0.05%	3%	1.50%	none
Classic RH SGD MD	0.90%	No	none	0.30%	0.05%	3%	1.50%	none
I	0.40%	No	none	0.17%	0.01%	none	none	none
Privilege	0.45%	No	none	0.20%	0.05%	3%	1.50%	none
BNP Paribas Funds Sustainable Europe Dividend								
Classic	1.50%	No	none	0.40%	0.05%	3%	1.50%	none
I	0.75%	No	none	0.20%	0.01%	none	none	none
Privilege	0.75%	No	none	0.25%	0.05%	3%	1.50%	none
BNP Paribas Funds Sustainable Global Corporate Bond								
Classic	0.75%	No	none	0.30%	0.05%	3%	1.50%	none
Classic H EUR	0.75%	No	none	0.30%	0.05%	3%	1.50%	none
I	0.30%	No	none	0.17%	0.01%	none	none	none

Category	Fees payable by the sub-fund					Maximum Fees payable by the investors		
	Management (max) ⁽¹⁾	Performance (max) ⁽²⁾	Distribution (max) ⁽³⁾	Other (max) ⁽⁴⁾	TAB ⁽⁵⁾	Entry	Conversion ⁽⁶⁾	Exit
Privilege	0.40%	No	none	0.20%	0.05%	3%	1.50%	none
BNP Paribas Funds Sustainable Global Equity								
Classic	1.50%	No	none	0.40%	0.05%	3%	1.50%	None
Classic EUR	1.50%	No	none	0.40%	0.05%	3%	1.50%	None
I	0.75%	No	none	0.20%	0.01%	None	None	None
Privilege	0.75%	No	none	0.25%	0.05%	3%	1.50%	None
BNP Paribas Funds Sustainable Global Low Vol Equity								
Classic	1.50%	No	none	0.40%	0.05%	3%	1.50%	none
Classic USD	1.50%	No	none	0.40%	0.05%	3%	1.50%	none
I	0.75%	No	none	0.20%	0.01%	none	none	none
I USD	0.75%	No	none	0.20%	0.01%	none	none	none
Privilege	0.75%	No	none	0.25%	0.05%	3%	1.50%	none
BNP Paribas Funds Sustainable Multi-Asset Balanced⁽⁸⁾								
Classic RH AUD MD	1.30%	No	none	0.30%	0.05%	3%	1.50%	none
Classic RH CAD MD	1.30%	No	none	0.30%	0.05%	3%	1.50%	none
Classic RH HKD MD	1.30%	No	none	0.30%	0.05%	3%	1.50%	none
Classic RH SGD	1.30%	No	None	0.30%	0.05%	3%	1.50%	none
Classic RH SGD MD	1.30%	No	none	0.30%	0.05%	3%	1.50%	none
Classic RH USD	1.30%	No	None	0.30%	0.05%	3%	1.50%	none

Category	Fees payable by the sub-fund					Maximum Fees payable by the investors		
	Management (max) ⁽¹⁾	Performance (max) ⁽²⁾	Distribution (max) ⁽³⁾	Other (max) ⁽⁴⁾	TAB ⁽⁵⁾	Entry	Conversion ⁽⁶⁾	Exit
Classic RH USD MD	1.30%	No	none	0.30%	0.05%	3%	1.50%	none
BNP Paribas Funds Sustainable Multi-Asset Growth⁽⁸⁾								
Classic	1.40%	No	none	0.35%	0.05%	3%	1.50%	none
Classic RH AUD MD	1.40%	No	none	0.35%	0.05%	3%	1.50%	none
Classic RH CAD MD	1.40%	No	none	0.35%	0.05%	3%	1.50%	none
Classic RH GBP	1.40%	No	none	0.35%	0.05%	3%	1.50%	none
Classic RH HKD MD	1.40%	No	none	0.35%	0.05%	3%	1.50%	none
Classic RH SGD	1.40%	No	none	0.35%	0.05%	3%	1.50%	none
Classic RH SGD MD	1.40%	No	none	0.30%	0.05%	3%	1.50%	none
Classic RH USD	1.40%	No	none	0.30%	0.05%	3%	1.50%	none
Classic RH USD MD	1.40%	No	none	0.30%	0.05%	3%	1.50%	none
BNP Paribas Funds Sustainable US Value Multi-Factor Equity								
Classic	1.50%	No	none	0.40%	0.05%	3%	1.50%	none
Classic EUR	1.50%	No	none	0.40%	0.05%	3%	1.50%	none
Classic H EUR	1.50%	No	none	0.40%	0.05%	3%	1.50%	none
I	0.75%	No	none	0.20%	0.01%	none	none	none
IH EUR	0.75%	No	none	0.20%	0.01%	none	none	none

Category	Fees payable by the sub-fund					Maximum Fees payable by the investors		
	Management (max) ⁽¹⁾	Performance (max) ⁽²⁾	Distribution (max) ⁽³⁾	Other (max) ⁽⁴⁾	TAB ⁽⁵⁾	Entry	Conversion ⁽⁶⁾	Exit
Privilege	0.75%	No	none	0.25%	0.05%	3%	1.50%	none
BNP Paribas Funds Target Risk Balanced⁽⁸⁾								
Classic	1.10%	No	none	0.35%	0.05%	3%	1.50%	none
I	0.55%	No	none	0.20%	0.01%	none	none	none
Privilege	0.55%	No	none	0.25%	0.05%	3%	1.50%	none
BNP Paribas Funds US Growth								
Classic	1.50%	No	none	0.40%	0.05%	3%	1.50%	none
Classic EUR	1.50%	No	none	0.40%	0.05%	3%	1.50%	none
Classic H EUR	1.50%	No	none	0.40%	0.05%	3%	1.50%	none
I	0.75%	No	none	0.20%	0.01%	none	none	none
Privilege	0.75%	No	none	0.25%	0.05%	3%	1.50%	none
BNP Paribas Funds US Mid Cap								
Classic	1.75%	No	none	0.40%	0.05%	3%	1.50%	none
Classic EUR	1.75%	No	none	0.40%	0.05%	3%	1.50%	none
Classic H SGD	1.75%	No	none	0.40%	0.05%	3%	1.50%	none
I	0.85%	No	none	0.20%	0.01%	none	none	none
BNP Paribas Funds US Small Cap								

Category	Fees payable by the sub-fund					Maximum Fees payable by the investors		
	Management (max) ⁽¹⁾	Performance (max) ⁽²⁾	Distribution (max) ⁽³⁾	Other (max) ⁽⁴⁾	TAB ⁽⁵⁾	Entry	Conversion ⁽⁶⁾	Exit
Classic	1.75%	No	none	0.40%	0.05%	3%	1.50%	none
Classic EUR	1.75%	No	none	0.40%	0.05%	3%	1.50%	none
Classic H EUR	1.75%	No	none	0.40%	0.05%	3%	1.50%	none
Classic H SGD	1.75%	No	none	0.40%	0.05%	3%	1.50%	none
I	0.85%	No	none	0.20%	0.01%	none	none	none
Privilege	0.90%	No	none	0.25%	0.05%	3%	1.50%	none
U	1.75%	No	none	0.40%	0.05%	3%	1.50%	none
BNP Paribas Funds USD Money Market								
Classic	0.50%	No	none	0.15%	0.01%	3%	1.50%	none
I	0.20%	No	none	0.10%	0.01%	none	none	none
Privilege	0.25%	No	none	0.15%	0.01%	3%	1.50%	none
BNP Paribas Funds USD Short Duration Bond								
Classic	0.50%	No	none	0.25%	0.05%	3%	1.50%	none
Classic EUR	0.50%	No	none	0.25%	0.05%	3%	1.50%	None
Classic H EUR	0.50%	No	none	0.25%	0.05%	3%	1.50%	none
Classic MD	0.50%	No	none	0.25%	0.05%	3%	1.50%	none
I	0.20%	No	none	0.17%	0.01%	none	none	none
Privilege	0.25%	No	none	0.20%	0.05%	3%	1.50%	none

Footnotes:-

⁽¹⁾ "Management Fee" means fee serving to cover remuneration of the investment managers and, unless otherwise provided in Book II of the Luxembourg Prospectus, also

distributors in connection with the marketing of the Company's stock.

(2) *The Company applies the Absolute Performance Fee, as explained below:*

Absolute Performance Fee:

The positive difference between the NAV per share at the end of the financial year and the HWM of the share class or the initial offer price per share. Performance fee provision will be accrued at each valuation day based on the unswung (see Swing Pricing part in the Luxembourg Prospectus) share class' Total Net Asset if the NAV per share exceeds the HWM. The performance fee provision will be then adjusted at each valuation day depending of the share class performance. In case of underperformance at the end of the performance period, a loss is carried forward over a maximum period of 5 years. That means that after 5 consecutive years with no performance fees paid to the Management Company, the HWM will be reset.

Please refer to the “Performance Fee” section under the heading “Fees and Costs” in Book I of the Luxembourg Prospectus for further details on the principles applicable to the performance fee methodologies and terminologies

(3) *“Distribution Fee” means the fee serving to cover remuneration of the distributors, supplemental to the portion of the management fee that they receive for their services.*

(4) *“Other Fees” means fee serving to cover notably the following services: administration, domiciliary and fund accounting, audit, custody, depositary and safekeeping, documentation, such as preparing, printing, translating and distributing the Prospectus, Key Information Documents, financial reports, ESG certification and service fees, financial index licensing (if applicable), legal expenses, listing of shares on a stock exchange (if applicable), management company expenses (including among other AML/CFT, KYC, Risk and oversight of delegated activities), marketing operations, publishing fund performance data, registration expenses including translation, services associated with the required collection, tax and regulatory reporting, and publication of data about the Company, its investments and shareholders, transfer, registrar and payment agency.*

These fees do not include fees paid to independent Directors and reasonable out-of-pocket expenses paid to all Directors, expenses for operating hedged shares, duties, taxes and transaction costs associated with buying and selling assets, brokerage and other transactions fees, interest and bank fees.”

(5) *“TAB”, i.e. Taxe d'abonnement, means the annual entry costs payable based on the NAV in accordance with Luxembourg law. In addition, the Company may be subject to foreign UCI's tax, and/or other regulators levy, in the country where the sub-fund is registered for distribution.*

(6) *Due to different NAV cycles, conversions from and to the sub-fund BNP Paribas Funds Environmental Absolute Return Thematic Equity (“EARTH”) are not authorised. Conversion remains possible, if authorised, between shares classes in the same sub-fund.*

For BNP Paribas Funds Multi-Asset Thematic, BNP Paribas Funds Sustainable Multi-Asset Balanced and BNP Paribas Funds Sustainable Multi-Asset Growth: Authorised only between these three sub-funds; Not authorised with other sub-funds.

(7) *Absolute Performance Fee without Hurdle Rate model.*

(8) *Indirect fee: 1.00% maximum, being ongoing charges incurred in underlying UCITS and/or UCIs in which the Company is invested in.*

(9) *Indirect fee: 0.50% maximum, being ongoing charges incurred in underlying UCITS and/or UCIs in which the Company is invested in.*

With effect from 1 June 2024

1. **Section 13 of the Singapore Prospectus**

Under Section 13.2 of the Singapore Prospectus to delete the table for the sub fund BNP Paribas Funds Multi-Asset Thematic and to replace it with the following:

Sub-Funds	Investment Manager	Year Investment Manager started managing funds
BNP Paribas Funds Multi-Asset Thematic	BARODA BNP PARIBAS ASSET MANAGEMENT UK Ltd.	1994

With effect from 7 June 2024

1. **All sections of the Singapore Prospectus**

In all sections of the Singapore Prospectus, to delete any references to the sub-fund BNP Paribas Funds Latin America Equity.

BNP PARIBAS FUNDS

SECOND SUPPLEMENTARY PROSPECTUS LODGED WITH
THE MONETARY AUTHORITY OF SINGAPORE ON 31 MAY 2024
REQUIRED PURSUANT TO THE SECURITIES AND FUTURES ACT (CHAPTER 289)

Cécile du Merle

Signed by Cecile du MERLE
for and on behalf of
Pierre MOULIN
Director

Cécile du Merle

Signed by Cecile du MERLE
for and on behalf of
Marnix ARICKX
Director

Cécile du Merle

Signed by Cecile du MERLE
for and on behalf of
Giorgia D'ANNA
Director

Cécile du Merle

Signed by Cecile du MERLE
for and on behalf of
Emmanuel COLLINET DE LA SALLE
Director

Marianne Huvé-Allard

Marianne HUVÉ-ALLARD
Director

Cécile du Merle

Cecile du MERLE
Director

Marianne Huvé-Allard

Signed by Marianne HUVÉ-ALLARD
for and on behalf of
Philippe DITISHEIM
Director

Marianne Huvé-Allard

Signed by Marianne HUVÉ-ALLARD
for and on behalf of
François ROUX
Director

Marianne Huvé-Allard

Signed by Marianne HUVÉ-ALLARD
for and on behalf of
Georgina WILTON
Director

First Supplementary Prospectus dated 1 March 2024
to the Singapore Prospectus registered on 31 October 2023

BNP PARIBAS FUNDS
(the “Company”)

**FIRST SUPPLEMENTARY PROSPECTUS LODGED PURSUANT TO
SECTION 298 OF THE SECURITIES AND FUTURES ACT (CHAPTER 289)**

A copy of this First Supplementary Prospectus has been lodged with the Monetary Authority of Singapore who takes no responsibility for its contents.

This First Supplementary Prospectus is supplemental to the Singapore Prospectus registered by the Monetary Authority of Singapore on 31 October 2023 (the “Singapore Prospectus”) and issued pursuant to Division 2 of Part XIII of the Securities and Futures Act (Chapter 289) relating to the Company.

This First Supplementary Prospectus shall be read and construed in conjunction with and as one document with the Singapore Prospectus. Terms defined and references construed in the Singapore Prospectus shall have the same meaning and construction ascribed to them in this First Supplementary Prospectus.

This First Supplementary Prospectus sets out the amendments required to be made to the Singapore Prospectus to incorporate, *inter alia*, the following changes with immediate effect: -

1. The registration of the Luxembourg Prospectus dated October 2023 as updated by the Luxembourg Prospectuses dated January and February 2024;
2. Change of name of the sub fund BNP Paribas Funds Emerging Multi-Asset Income to BNP Paribas Funds Multi-Asset Opportunities;
3. Removal of “TEM services” from the investment manager, BNP PARIBAS ASSET MANAGEMENT UK Ltd for the sub funds BNP Paribas Funds Asia Tech Innovators and BNP Paribas Funds Inclusive Growth;
4. Change of Investment Manager for the sub fund BNP Paribas Funds USD Short Duration Bond;
5. Registration of a new share category, Classic H SGD Cap, for the sub fund BNP Paribas Funds Disruptive Technology;
6. Registration of new share categories, Classic RH SGD Cap and Classic SGD Cap for the sub fund BNP Paribas Funds Japan Small Cap;
7. Registration of a new share category, U16 QD Dis for the sub fund BNP Paribas Funds US Small Cap;
8. Amendments to the “Investment Objective” of the sub funds, BNP Paribas Funds Environmental Absolute Return Thematic Equity (“EARTH”) and BNP Paribas Funds Multi-Asset Opportunities (formerly known as BNP Paribas Funds Emerging Multi-Asset Income);

9. Amendments to the “Investment Policy” of the following sub-funds:
 - BNP Paribas Funds Ecosystem Restoration
 - BNP Paribas Funds Energy Transition
 - BNP Paribas Funds Environmental Absolute Return Thematic Equity (“EARTH”)
 - BNP Paribas Funds Multi-Asset Opportunities(formerly known as BNP Paribas Funds Emerging Multi-Asset Income)
 - BNP Paribas Funds Multi-Asset Thematic
 - BNP Paribas Funds Target Risk Balanced
 - BNP Paribas Funds USD Short Duration Bond
10. Insertion of a benchmark section to the sub fund BNP Paribas Funds Multi-Asset Opportunities (formerly known as BNP Paribas Funds Emerging Multi-Asset Income);
11. Amendments to the “Sustainable Investment Policy” of the following sub funds:
 - BNP Paribas Funds Aqua
 - BNP Paribas Funds Climate Impact
 - BNP Paribas Funds Global Environment
 - BNP Paribas Funds Green Tigers
 - BNP Paribas Funds Multi-Asset Opportunities (formerly known as BNP Paribas Funds Emerging Multi-Asset Income)
 - BNP Paribas Funds Smart Food
12. Removal to the information of the “Securities Lending” under the “Derivatives and Securities Financing Transactions” section of the following sub-funds:
 - BNP Paribas Funds Euro Bond
 - BNP Paribas Funds Euro Equity
 - BNP Paribas Funds Euro Government Bond
 - BNP Paribas Funds Europe Convertible
 - BNP Paribas Funds Europe Equity
 - BNP Paribas Funds Europe Growth
 - BNP Paribas Funds Global Convertible
 - BNP Paribas Funds Inclusive Growth
 - BNP Paribas Funds Sustainable Europe Dividend
 - BNP Paribas Funds Sustainable Global Equity
13. Amendment to the “Information relating to SFDR and Taxonomy Regulation” of the sub fund BNP Paribas Funds Multi-Asset Opportunities (formerly known as BNP Paribas Funds Emerging Multi-Asset Income);
14. Extended time for non-EU benchmarks permitted to be used in the EU until the Regulation 2016/2011’s transition period from 1st January 2024 to 31st December 2025 for the following sub funds:
 - BNP Paribas Funds Euro Corporate Bond
 - BNP Paribas Funds Euro Equity
 - Europe Equity BNP Paribas Funds
 - BNP Paribas Funds Europe Small Cap
 - BNP Paribas Funds Latin America Equity
 - BNP Paribas Funds Local Emerging Bond
 - BNP Paribas Funds US Growth
 - BNP Paribas Funds US Mid Cap
 - BNP Paribas Funds US Small Cap
15. Addition of “emerging markets risk” and “specific risks related to investments in Mainland China (Risk related to Bond Connect)” for the sub fund USD Short Duration Bond;

16. Securities Lending transactions will no longer be entered into by the Company;
17. Additional information regarding the Subscription, Redemption and Conversion of shares in BNP Paribas Funds by using monies in the Supplementary Retirement Scheme ("SRS");
18. To rectify typographical errors and to update the Fees and Costs information of the sub-funds; and
19. Change of name of the entity BNP PARIBAS ASSET MANAGEMENT France to BNP PARIBAS ASSET MANAGEMENT Europe.

In connection with the foregoing, the Singapore Prospectus shall be amended as follows with immediate effect:

1. All sections of the Singapore Prospectus

- 1.1 Under all sections of the Singapore Prospectus, to change the name of the sub fund, BNP Paribas Funds Emerging Multi Asset Income to BNP Paribas Funds Multi-Asset Opportunities.
- 1.2 Under all; sections of the Singapore Prospectus, to change the name of the entity BNP PARIBAS ASSET MANAGEMENT France to BNP PARIBAS ASSET MANAGEMENT Europe.

2. Cover Page of the Singapore Prospectus

- 2.1 In the second last paragraph of the cover page of the Singapore Prospectus, to delete the words "Luxembourg Prospectus dated August 2023" and to replace it with "Luxembourg Prospectus dated February 2024".

Accordingly, the Singapore Prospectus will be accompanied by the Luxembourg Prospectus dated February 2024.

3. Section 4 of the Singapore Prospectus

- 3.1 Under Section 4.5 of the Singapore Prospectus, under the sub-section "Conflicts of Interest", to delete paragraph 3 and to replace it with the following:

"Such other business relationships may cover services in relation to:

- Outsourcing/delegation of middle or back office functions (e.g. trade processing, position keeping, post trade investment compliance monitoring, collateral management, OTC valuation, fund administration inclusive of net asset value calculation, transfer agency, fund dealing services) where BNP Paribas or its affiliates act as agent of the Company or the Management Company, or
- Selection of BNP Paribas or its affiliates as counterparty or ancillary service provider for matters such as foreign exchange execution, or bridge financing."

4. Section 7 of the Singapore Prospectus

- 4.1 Under Section 7 of the Singapore Prospectus, to delete the table for the sub fund BNP Paribas Funds Disruptive Technology, and replace it with the following:

No.	Name of Sub-Fund	Share categories offered to Singapore Investors
8.	BNP Paribas Funds Disruptive Technology (denominated in EUR)	<ul style="list-style-type: none"> • Classic • Classic H SGD² • Classic USD • I¹¹ • Privilege¹⁵ • Privilege USD

4.2 Under Section 7 of the Singapore Prospectus, to delete the table for the sub fund BNP Paribas Funds Japan Small Cap, and replace it with the following:

No.	Name of Sub-Fund	Share categories offered to Singapore Investors
35	BNP Paribas Funds Japan Small Cap (denominated in JPY)	<ul style="list-style-type: none"> • Classic • Classic EUR • Classic H EUR¹ • Classic H USD³ • Classic RH SGD⁹ • Classic SGD • Classic USD • I¹¹ • Privilege¹⁵ • Privilege H USD

4.3 Under Section 7 of the Singapore Prospectus, to delete the table for the sub fund BNP Paribas Funds US Small Cap and replace it with the following:

53.	BNP Paribas Funds US Small Cap (denominated in USD)	<ul style="list-style-type: none"> • Classic • Classic EUR • Classic H EUR¹ • Classic H SGD² • I¹¹ • Privilege¹⁵ • U16 • U16 EUR • U16 EUR QD • U16 HKD
-----	--	---

		<ul style="list-style-type: none"> • U16 RH EUR • U16 RH SGD • U16 QD
--	--	--

5. Section 13 of the Singapore Prospectus

5.1 Under section 13.2 of the Singapore Prospectus, to delete the table for the sub funds BNP Paribas Funds Asia Tech Innovators, BNP Paribas Funds Inclusive Growth and BNP Paribas Funds USD Short Duration Bond and replace them with the following :

BNP Paribas Funds Asia Tech Innovators	BNP PARIBAS ASSET MANAGEMENT Asia Ltd.	1991
	BNP PARIBAS ASSET MANAGEMENT UK Ltd.	1994
BNP Paribas Funds Inclusive Growth	BNP PARIBAS ASSET MANAGEMENT Europe	1980
	BNP PARIBAS ASSET MANAGEMENT UK Ltd.	1994
BNP Paribas Funds USD Short Duration Bond	BNP PARIBAS ASSET MANAGEMENT UK Ltd.	1994
	BNP PARIBAS ASSET MANAGEMENT USA, Inc. (as a sub delegated Investment Manager)	1972

5.2 To remove the following paragraph under the table of Section 13 of the Singapore Prospectus :

“ TEM refers to the Treasury and Exposure Management, and more specifically to the Foreign Exchange and Cash Management services provided by BNP Paribas Asset Management UK Ltd “*

6. Section 16 of the Singapore Prospectus

6.1 Under Section 16 of the Singapore Prospectus, to delete the sub-sections indicated for the following sub-funds, namely:

- BNP Paribas Funds Aqua
- BNP Paribas Funds Climate Impact
- BNP Paribas Funds Ecosystem Restoration
- BNP Paribas Funds Energy Transition
- BNP Paribas Funds Environmental Absolute Return Thematic Equity (EARTH)
- BNP Paribas Funds Euro Bond
- BNP Paribas Funds Euro Corporate Bond
- BNP Paribas Funds Euro Equity
- BNP Paribas Funds Euro Government Bond
- BNP Paribas Funds Europe Convertible

- BNP Paribas Funds Europe Equity
- BNP Paribas Funds Europe Growth
- BNP Paribas Funds Europe Small Cap
- BNP Paribas Funds Global Convertible
- BNP Paribas Funds Global Environment
- BNP Paribas Funds Green Tigers
- BNP Paribas Funds Inclusive Growth
- BNP Paribas Funds Latin America Equity
- BNP Paribas Funds Local Emerging Bond
- BNP Paribas Funds Multi-Asset Opportunities (formerly known as BNP Paribas Funds Emerging Multi-Asset Income)
- BNP Paribas Funds Multi-Asset Thematic
- BNP Paribas Funds Smart Food
- BNP Paribas Funds Sustainable Europe Dividend
- BNP Paribas Funds Sustainable Global Equity
- BNP Paribas Funds Target Risk Balance
- BNP Paribas Funds US Growth
- BNP Paribas Funds US Mid Cap
- BNP Paribas Funds US Small Cap
- BNP Paribas Funds USD Short Duration Bond

and to replace them with the information stated below.

6.1.1. Under Section 16 of the Singapore Prospectus, to delete the entire table for the sub-fund BNP Paribas Funds Multi-Asset Opportunities (formerly known as BNP Paribas Funds Emerging Multi-Asset Income) and to replace it with the following:

37.	BNP Paribas Funds Multi-Asset Opportunities (formerly known as BNP Paribas Funds Emerging Multi-Asset Income)	<p><u>Investment objective</u> Increase the value of its assets over the medium-term by investing directly across all types of asset classes.</p> <p><u>Benchmark</u> The sub-fund is actively managed without reference to an index.</p> <p><u>Investment policy</u> In order to achieve the investment objective, the Investment Manager will take decisions based on assessing the economic cycle, macro variables, valuations and other factors. The sub-fund's portfolio allocation will be based on the Investment Manager's macro-economic views. The Investment Manager implements, on a discretionary manner, a diversified allocation strategy for the following asset classes:</p> <table border="1" data-bbox="454 1478 1452 1814"> <thead> <tr> <th>Assets</th> <th>Minimum</th> <th>Maximum</th> </tr> </thead> <tbody> <tr> <td>Government Bonds</td> <td>0%</td> <td>90%</td> </tr> <tr> <td>Money Market Instruments⁽¹⁾</td> <td>0%</td> <td>80%</td> </tr> <tr> <td>Equities</td> <td>10%</td> <td>75%</td> </tr> <tr> <td>Investment Grade Bonds</td> <td>0%</td> <td>50%</td> </tr> <tr> <td>High Yield Bonds</td> <td>0%</td> <td>30%</td> </tr> <tr> <td>Emerging Market Debt</td> <td>0%</td> <td>30%</td> </tr> <tr> <td>Real Estate Securities⁽²⁾</td> <td>0%</td> <td>29%</td> </tr> <tr> <td>Convertible Bonds</td> <td>0%</td> <td>20%</td> </tr> <tr> <td>Floating rates securities</td> <td>0%</td> <td>20%</td> </tr> <tr> <td>Structured Debt Securities</td> <td>0%</td> <td>20%</td> </tr> <tr> <td>Commodities⁽³⁾</td> <td>0%</td> <td>20%</td> </tr> </tbody> </table> <p>In the event the portfolio ends up with any distressed securities as a result of a restructuring event or any event beyond the control of the company, the Investment Manager will assess the situation and, if he believes necessary, promptly adjust the composition of the portfolio in order to preserve the best interest of the shareholders. In any case, distressed securities will never represent more than 10% of the assets.</p>	Assets	Minimum	Maximum	Government Bonds	0%	90%	Money Market Instruments ⁽¹⁾	0%	80%	Equities	10%	75%	Investment Grade Bonds	0%	50%	High Yield Bonds	0%	30%	Emerging Market Debt	0%	30%	Real Estate Securities ⁽²⁾	0%	29%	Convertible Bonds	0%	20%	Floating rates securities	0%	20%	Structured Debt Securities	0%	20%	Commodities ⁽³⁾	0%	20%
Assets	Minimum	Maximum																																				
Government Bonds	0%	90%																																				
Money Market Instruments ⁽¹⁾	0%	80%																																				
Equities	10%	75%																																				
Investment Grade Bonds	0%	50%																																				
High Yield Bonds	0%	30%																																				
Emerging Market Debt	0%	30%																																				
Real Estate Securities ⁽²⁾	0%	29%																																				
Convertible Bonds	0%	20%																																				
Floating rates securities	0%	20%																																				
Structured Debt Securities	0%	20%																																				
Commodities ⁽³⁾	0%	20%																																				

- (1) The sub-fund may be invested up to 90% of its assets in Money Market Instruments for defensive purposes on a temporary basis in case of exceptionally unfavourable market conditions.
- (2) Investments in eligible Real Estate ETF, shares of companies linked to Real Estate, eligible closed-ended REITs. The sub-fund does not invest in real estate directly.
- (3) The sub-fund does not invest directly in commodities. The exposure to commodities is obtained by investment in Exchange Trade Notes (ETN) for maximum 20% of the assets of the sub-fund, Exchange Traded Commodities (ETC) or commodity Futures indices via Total Return Swaps provided the fact that indices comply with ESMA/CSSF eligibility conditions. One of the commodity indices that might be used to get exposure to the commodities asset class through a TRS is Bloomberg Commodity ex-Agriculture and Livestock Capped 20/30 Total Return Index. Its investment universe is composed of listed Futures contracts on Commodities. This index is rebalanced monthly on 4th business day of the month, but this rebalancing does not involve any cost for the sub-fund. Additional details regarding the index are available on the website <https://www.bloomberg.com/professional/product/indices/bloombergcommodity-index-family/>

The sub-fund may be exposed to Mainland China up to 20% of the sub-fund's assets by investments in "China A Shares" via the Stock Connect, debt securities traded on the Bond Connect and the China Interbank Bond market.

The sub-fund may, from time to time, be partially exposed to the abovementioned asset classes through UCITS, UCIs and ETFs (up to 10% of the net asset value).

The sub-fund may hold ancillary liquid assets within the limits and conditions described in Book I, Appendix 1 – Eligible Assets, point 7 of the Luxembourg Prospectus.

Sustainable Investment policy

The Investment Manager applies BNP PARIBAS ASSET MANAGEMENT's Sustainable Investment Policy, which takes into account Environmental, Social and Governance (ESG) criteria in the investment process of the sub-fund as set out in Book I of the Luxembourg Prospectus.

In order to meet its environmental and social characteristics and objectives, the investment manager applies a non-financial analysis on a minimum of 90% of the assets of the sub-fund (excluding ancillary liquid assets) based on the internal Proprietary ESG scoring framework as indicated in Book I of the Luxembourg Prospectus.

The average portfolio ESG score of the sub-fund is higher than the one of its investment universe, being all the worldwide issuers.

Derivatives and Securities Financing Transactions

Core financial derivative instruments, CDS, warrants, TBA, and all other Swaps, may be used for efficient portfolio management and hedging as described in points 2 and 3 of Appendix 2 of Book I of the Luxembourg Prospectus.

TRS* can be used as described on point 5 in Appendix 2 of Book I of the Luxembourg Prospectus.

* One of the strategy index (The "Strategy Index") that might be used to get exposure to the sub-fund universe is iBoxx EUR Corporates Overall Total Return Index. Its investment universe is composed of investment grade fixed-income bonds issued by private corporations in the Eurozone. This index is rebalanced monthly after close of business on the last business day of the month, but this rebalancing does not involve any cost for the sub-fund. Additional details regarding the index is available on the website <https://ihsmarkit.com/products/iboxx.html#factsheets>

Information relating to SFDR and Taxonomy Regulation

The sub-fund promotes environmental and / or social characteristics, provided that the companies in which the investments are made follow good governance practices, in accordance with article 8 of SFDR, and it will have a minimum proportion of its assets considered as sustainable investments within the meaning of SFDR

INFORMATION ABOUT THE ENVIRONMENTAL OR SOCIAL CHARACTERISTICS

		<p>RELATING TO THIS SUB-FUND IS AVAILABLE IN THE ANNEX OF THE PROSPECTUS SET OUT IN BOOK III OF THE LUXEMBOURG PROSPECTUS.</p> <p>A summary of the commitments is also available in Appendix 5 of Book I of the Luxembourg Prospectus.</p> <p>The sub-fund considers principal adverse impacts on sustainability factors as detailed in the Sustainable Investment Policy section in Book I of the Luxembourg Prospectus.</p>
--	--	--

6.1.2 Under the “Investment Objective” of the sub fund BNP Paribas Funds Environmental Absolute Return Thematic Equity (EARTH), to delete the wording and to replace it with the following:

“Increase the value of its assets by going long environmental solutions companies whilst simultaneously using shorts for the purposes of hedging as well as shorting companies with stranded assets, transition risk assets and/or inferior technologies in addressing climate change and declining nature stocks, with volatility and style exposure tied to the environmental theme.”

Under the “Investment Objective” of the same sub-fund, to delete the first three paragraphs and to replace them with the following:

“This thematic sub-fund by going long environmental solutions companies whilst simultaneously using shorts for the purposes of hedging as well as shorting companies with stranded assets, transition risk assets and/or inferior technologies in addressing climate change and declining nature stocks.

This includes, but not limited to, companies that through their products, services or processes provide solutions to ocean health and clean water, smart agriculture and food innovation, the circular economy and eco-design, as well as renewable energy production, energy technology and materials, and energy infrastructure and mobility.

- Ocean Health & Clean Water: This relates to aquatic ecosystems, which sustain the lives of billions of people, regulate climate, produces half our oxygen. Examples include desalination, smart irrigation and water flow control.
- Smart Agriculture & Food Innovation: This relates to terrestrial ecosystems, which provide the basis for life through food supply, habitats for organisms and biodiversity. Examples include animal health, smart farming and forestry management.
- Circular Economy & Eco-Design: This relates to the circular economy, which includes reducing, re-using and recycling materials to reduce waste and pollution. Examples include biodegradable plastics, textile recycling and waste management.
- Renewable Energy Production: This theme relates to decarbonising the energy system through production of renewable energy and carbon capture. Examples include clean power, hydrogen production, and renewable installation.
- Energy Technology & Materials: This theme relates to digitalising the energy system through electrification, efficiency and technology. Examples include batteries for electric vehicles, environmental data analytics, and critical raw materials.
- Energy Infrastructure & Mobility: This relates to decentralising the energy system through new infrastructure, distributed energy, and battery storage. This includes electric vehicle charging, hydrogen mobility and micro eMobility.”

6.1.3 Under the “Investment Policy” of the sub fund BNP Paribas Funds Ecosystem Restoration, to delete paragraphs 1 through 4 and to replace them with the following :

“At all times, this thematic sub-fund invests at least 75% of its assets in equities and/or equity equivalent securities issued by companies globally that are providing solutions to the restoration of ecosystems through their products, services or processes.

The Ecosystem restoration themes include, but are not limited to, ocean health and clean water, smart agriculture and food innovation, and circular economy and eco-design.

- Ocean Health & Clean Water: This relates to aquatic ecosystems, which sustain the lives of billions of people, regulate climate, produces half our oxygen. Examples include desalination, smart irrigation and water flow control.
- Smart Agriculture & Food Innovation: This relates to terrestrial ecosystems, which provide the basis for life through food supply, habitats for organisms and biodiversity. Examples include animal health, smart farming and forestry management.
- Circular Economy & Eco-Design: This relates to the circular economy, which includes reducing, re-using and recycling materials to reduce waste and pollution. Examples include biodegradable plastics, textile recycling and waste management.”

6.1.4 Under the “Investment Policy” of the sub fund BNP Paribas Funds Energy Transition, to delete paragraph 3 and to replace it with the following :

“Energy transition themes include, but are not limited to, renewable energy production, energy technology and materials, and energy infrastructure and mobility.

- Renewable Energy Production: This theme relates to decarbonising the energy system through production of renewable energy and carbon capture. Examples include clean power, hydrogen production, and renewable installation.
- Energy Technology & Materials: This theme relates to digitalising the energy system through electrification, efficiency and technology. Examples include batteries for electric vehicles, environmental data analytics, and critical raw materials.
- Energy Infrastructure & Mobility: This relates to decentralising the energy system through new infrastructure, distributed energy, and battery storage. This includes electric vehicle charging, hydrogen mobility and micro eMobility.”

6.1.5 Under the “Investment Policy” of the sub fund BNP Paribas Funds Multi-Asset Thematic, to delete paragraph 3 and to replace it with the following :

“The Investment Manager implements, on a discretionary manner, a diversified allocation strategy for the following asset classes:

- equities of all types, in all sectors and geographic areas,
- government bonds, including debts of emerging countries,
- corporate bonds, including bonds of companies located in emerging countries,
- commodities ⁽¹⁾ (not directly but buying ETN or ETC on commodities or a commodities ETF or by buying a commodities futures index or TRS* providing that ETN and ETC will never represent more than 20% of the assets),
- listed real estate assets ⁽²⁾,
- money market instruments.

⁽¹⁾ *The sub-fund does not hold commodities directly.*

⁽²⁾ *Investments in eligible Real Estate ETF, shares of companies linked to Real Estate, eligible closed-ended REITs. The sub-fund does not invest in real estate directly.”*

6.1.6 Under the “Investment Policy” of the sub fund BNP Paribas Funds Euro Corporate Bond to delete the definition to the benchmark and to replace it with the following :

“ with “Bloomberg Index Services Limited” as Benchmark Index administrators. Since 1 January 2021, “Bloomberg Index Services Limited” is considered as a “third country” UK*

administrator vis-à-vis the European Union and no longer appears on the Benchmark Register. The non-EU benchmarks are permitted to be used in the EU until the Regulation 2016/1011's transition period which has been extended to 31 December 2025. During this time "Bloomberg Index Services Limited" can either be granted the UK "equivalence" by the European Union or "endorsement" or "recognition" as per Regulation 2016/1011."

- 6.1.7 Under the "Investment Policy" of the sub fund BNP Paribas Funds Euro Equity to delete the definition to the benchmark and to replace it with the following :

*** with "MSCI Limited" as Benchmark Index administrator. Since 1 January 2021, "MSCI Limited" is considered as a "third country" UK administrator vis-à-vis the European Union and no longer appears on the Benchmark Register. The non-EU benchmarks are permitted to be used in the EU until the Regulation 2016/1011's transition period which has been extended to 31 December 2025. During this time "MSCI Limited" can either be granted the UK "equivalence" by the European Union or "endorsement" or "recognition" as per Regulation 2016/1011".*

- 6.1.8 Under the "Investment Policy" of the sub fund BNP Paribas Funds BNP Paribas Funds Europe Equity to delete the definition to the benchmark and to replace it with the following:

** with "MSCI Limited" as Benchmark Index administrator. Since 1 January 2021, "MSCI Limited" is considered as a "third country" UK administrator vis-à-vis the European Union and no longer appears on the Benchmark Register. The non-EU benchmarks are permitted to be used in the EU until the Regulation 2016/1011's transition period which has been extended to 31 December 2025. During this time "MSCI Limited" can either be granted the UK "equivalence" by the European Union or "endorsement" or "recognition" as per Regulation 2016/1011".*

- 6.1.9 Under the "Investment Policy" of the sub fund BNP Paribas Funds Europe Small Cap to delete the definition to the benchmark and to replace it with the following :

*** with "IHS Markit Benchmark Administration Limited" as Benchmark Index administrator. Since 1 January 2021, "IHS Markit Benchmark Administration Limited" is considered as a "third country" UK administrator vis-à-vis the European Union and no longer appears on the Benchmark Register. The non-EU benchmarks are permitted to be used in the EU until the Regulation 2016/1011's transition period which has been extended to 31 December 2025. During this time "MSCI Limited" can either be granted the UK "equivalence" by the European Union or "endorsement" or "recognition" as per Regulation 2016/1011.*

*** with "Stoxx Ltd" as Benchmark Index administrator, registered in the Benchmark Register;*

**** with "MSCI Limited" as Benchmark Index administrator. Since 1 January 2021, "MSCI Limited" is considered as a "third country" UK administrator vis-à-vis the European Union and no longer appears on the Benchmark Register. The non-EU benchmarks are permitted to be used in the EU until the Regulation 2016/1011's transition period which has been extended to 31 December 2025. During this time "MSCI Limited" can either be granted the UK "equivalence" by the European Union or "endorsement" or "recognition" as per Regulation 2016/1011".*

- 6.1.10 Under the "Investment Policy" of the sub fund BNP Paribas Funds Latin America Equity to delete the definition to the benchmark and to replace it with the following :

*** with "MSCI Limited" as Benchmark Index administrator. Since 1 January 2021, "MSCI Limited" is considered as a "third country" UK administrator vis-à-vis the European Union and no longer appears on the Benchmark Register. The non-EU benchmarks are permitted to be used in the EU until the Regulation 2016/1011's transition period which*

has been extended to 31 December 2025. During this time “MSCI Limited” can either be granted the UK “equivalence” by the European Union or “endorsement” or “recognition” as per Regulation 2016/1011”.

- 6.1.11 Under the “Investment Policy” of the sub fund BNP Paribas Funds Local Emerging Bond to delete the definition to the benchmark and to replace it with the following :

“ with “J.P. Morgan Securities PLC” as Benchmark Index administrators. Since 1 January 2021, “J.P. Morgan Securities PLC” is considered as a “third country” UK administrator vis-à-vis the European Union and no longer appears on the Benchmark Register. The non-EU benchmarks are permitted to be used in the EU until the Regulation 2016/1011’s transition period which has been extended to 31 December 2025. During this time “J.P. Morgan Securities PLC” can either be granted the UK “equivalence” by the European Union or “endorsement” or “recognition” as per Regulation 2016/1011”.*

- 6.1.12 Under the “Investment Policy” of the sub fund BNP Paribas Funds Target Risk Balanced, to delete everything from paragraph 2 onwards and to replace them with the following:

“Asset classes in which the sub-fund may invested or to which it may be exposed are:

- equities of all types, in all sectors and geographic areas,
- government bonds, including debts of emerging countries,
- corporate bonds,
- commodities,
- listed real estate assets,
- money market instruments.

The sub-fund is also indirectly exposed to market volatility.

In order to achieve its performance objective, the sub-fund implements an extremely flexible and diversified allocation strategy encompassing these asset classes. Asset allocation is managed systematically and the permanent ex-ante annual volatility target is close to 7.5%.

In addition the sub-fund takes up tactical allocation positions in order to increase the overall performance.

The sub-fund’s investments are made through funds (including trackers) or direct investments.

The sub-fund may hold ancillary liquid assets within the limits and conditions described in Book I, Appendix 1 – Eligible Assets, point 7 of the Luxembourg Prospectus.

The sub-fund does not hold commodities or real estate directly. Exposure to commodities may be obtained through investments in ETC and ETN.”

- 6.1.13 Under the “Investment Policy” of the sub fund BNP Paribas Funds US Growth to delete the definition to the benchmark and to replace it with the following :

“ with “FTSE International Limited” as Benchmark Index administrator. Since 1 January 2021, “FTSE International Limited” is considered as a “third country” administrator vis-à-vis the European Union and no longer appears on the Benchmark Register. The non-EU benchmarks are permitted to be used in the EU the Regulation 2016/1011’s transition period which has been extended to 31 December 2025. During this time “FTSE International Limited” can either be granted the UK “equivalence” by the European Union or “endorsement” or “recognition” as per Regulation 2016/1011”.*

- 6.1.14 Under the “Investment Policy” of the sub fund BNP Paribas Funds US Mid Cap to delete the definition to the benchmark and to replace it with the following :

*** with “FTSE International Limited” as Benchmark Index administrator. Since 1 January 2021, “FTSE International Limited” is considered as a “third country” administrator vis-à-vis the European Union and no longer appears on the Benchmark Register. The non-EU benchmarks are permitted to be used in the EU the Regulation 2016/1011’s transition period which has been extended to 31 December 2025. During this time “FTSE International Limited” can either be granted the UK “equivalence” by the European Union or “endorsement” or “recognition” as per Regulation 2016/1011”.*

6.1.15 Under the “Investment Policy” of the sub fund BNP Paribas Funds US Small Cap to delete the definition to the benchmark and to replace it with the following :

*** with “FTSE International Limited” as Benchmark Index administrator. Since 1 January 2021, “FTSE International Limited” is considered as a “third country” administrator vis-à-vis the European Union and no longer appears on the Benchmark Register. The non-EU benchmarks are permitted to be used in the EU the Regulation 2016/1011’s transition period which has been extended to 31 December 2025. During this time “FTSE International Limited” can either be granted the UK “equivalence” by the European Union or “endorsement” or “recognition” as per Regulation 2016/1011”.*

6.1.16 Under the “Investment Policy” of the sub fund BNP Paribas Funds USD Short Duration Bond, to delete paragraphs 4 through 6 and to replace them with the following:

“A maximum of 20% of the sub-fund’s assets may be invested in bonds issued by companies that have their registered office in or conduct the majority of their business in emerging countries in any currency.

In respect of the above investment limits, the sub-fund’s investments into debt securities traded on the Bond Connect may reach up to 20% of its assets.

The remaining portion, namely a maximum of 1/3 of its assets, may be invested in any other transferable securities, and also, within a limit of 10% of the assets, in UCITS or UCIs.

The average duration of the portfolio does not exceed four years.

The sub-fund may hold ancillary liquid assets within the limits and conditions described in Book I, Appendix 1 – Eligible Assets, point 7 of the Luxembourg Prospectus.”

6.1.17 Under the “Sustainable Investment Policy” of the sub fund BNP Paribas Funds Aqua, to delete paragraph 2 and the footnote and to replace them with the following:

“The ESG analysis applies to at least 90% of the issuers in the portfolio (excluding ancillary liquid assets) and along with its thematic focus leads to a reduction of at least 20% of the investment universe, being companies belonging to the global water value chain. This approach is supported by an active program of engagement with companies on a range of ESG factors, as well as proxy voting.

Environmental contribution and reporting* is also undertaken to provide post-investment evidence of the intention to help accelerate the transition to a more sustainable economy.

* *The extra financial report is available on the following link: [BNP Paribas Aqua \(bnpparibas-am.com\)](https://bnpparibas-am.com).*”

6.1.18 Under the “Sustainable Investment Policy” of the sub fund BNP Paribas Funds Climate Impact, to delete paragraph 2 and the footnote and to replace them with the following:

“The ESG analysis applies to at least 90% of the issuers in the portfolio (excluding ancillary liquid assets) and along with its thematic focus leads to a reduction of at least 20% of the investment universe, being companies delivering solutions to climate change. This approach is supported by an active program of engagement with companies on a range of ESG factors, as well as proxy voting.

Environmental contribution measurement and reporting* is also undertaken to provide post-investment evidence of the intention to help accelerate the transition to a more sustainable economy.

* The extra financial report is available on the following link:”BNP Paribas Climate Impact (bnpparibas-am.com) ”

- 6.1.19 Under the “Sustainable Investment Policy” of the sub fund BNP Paribas Funds Global Environment, to delete paragraphs 2 and 3 and the footnote and to replace them with the following:

“The ESG analysis applies to at least 90% of the issuers in the portfolio (excluding ancillary liquid assets) and along with its thematic focus leads to a reduction of at least 20% of the investment universe, being companies conducting significant part of their business in environmental markets. This approach is supported by an active program of engagement with companies on a range of ESG factors, as well as proxy voting.

Environment contribution measurement and reporting* is also undertaken to provide post-investment evidence of the intention to help accelerate the transition to a more sustainable economy.

* The extra financial report is available on the following link: BNP Paribas Global Environment (bnpparibas-am.com).”

- 6.1.20 Under the “Sustainable Investment Policy” of the sub fund BNP Paribas Funds Green Tigers, to delete paragraph 2 and the footnote and to replace them with the following:

“The ESG analysis applies to at least 90% of the issuers in the portfolio (excluding ancillary liquid assets) and along with its thematic focus leads to a reduction of at least 20% of the investment universe, being companies conducting significant part of their business in environmental markets. This approach is supported by an active program of engagement with companies on a range of ESG factors, as well as proxy voting.

Environmental contribution and reporting* is also undertaken to provide post-investment evidence of the intention to help accelerate the transition to a more sustainable economy.

* *The extra financial report is available on the following link:*[BNP Paribas Green Tigers \(bnpparibas-am.com\)](https://bnpparibas-am.com).”

- 6.1.21 Under the “Sustainable Investment Policy” of the sub fund BNP Paribas Funds Smart Food, to delete paragraph 2 and the footnote and to replace them with the following:

“The ESG analysis applies to at least 90% of the issuers in the portfolio (excluding ancillary liquid assets) and along with its thematic focus leads to a reduction of at least 20% of the investment universe, being companies belonging to the food supply chain. This approach is supported by an active program of engagement with companies on a range of ESG factors, as well as proxy voting.

Environmental contribution and reporting* is also undertaken to provide post-investment evidence of the intention to help accelerate the transition to a more sustainable economy.

* The extra financial report is available on the following link: [BNP Paribas SMaRT Food \(bnpparibas-am.com\)](https://bnpparibas-am.com).”

6.1.22 Under the “Derivatives and Securities Financing Transactions”, to delete the paragraph containing references to “securities lending” for the following sub-funds:

- BNP Paribas Funds Euro Bond
- BNP Paribas Funds Euro Equity
- BNP Paribas Funds Euro Government Bond
- BNP Paribas Funds Europe Convertible
- BNP Paribas Funds Europe Equity
- BNP Paribas Funds Europe Growth
- BNP Paribas Funds Global Convertible
- BNP Paribas Funds Inclusive Growth
- BNP Paribas Funds Sustainable Europe Dividend
- BNP Paribas Funds Sustainable Global Equity

7. Section 19 of the Singapore Prospectus

7.1. To delete Section 19.3.55 and to replace it with the following:

“19.3.55 BNP Paribas Funds USD Short Duration Bond - The following risks are associated with investments in this sub-fund: emerging markets risk, market risk, credit risk, distressed securities risk, operational risk, custody risk, high yield bond risk, securitised products risk, extra-financial criteria investment risk, Specific risks related to investments in Mainland China (risk related to Bond Connect) and risks related to investments in CNH share categories.”

8. Section 20 of the Singapore Prospectus

8.1 To delete the second paragraph of Section 20.2,

8.2 To delete the entire Section 20.7 and replace it with the following:

“20.7 The Company will not enter into securities lending transactions.”

8.3 To delete the entire Section 20.8 and replace it with the following:

“20.8 Please refer to the “Repurchase Transactions / Reverse Repurchase Transactions” section in Appendix 2 of Book I of the Luxembourg Prospectus for more information on Repurchase Agreements. Please refer to Paragraph 28 of this Singapore Prospectus for information on conflicts of interest.”

9. Section 21 of the Singapore Prospectus

9.1 To delete the entire Section 21.1 and replace it with the following:

“21.1 Subscription Procedure

The Company is currently offering through this Singapore Prospectus the relevant categories of Shares indicated under Paragraph 7 with respect to each sub-fund. You may apply for Shares through any Singapore distributor appointed by the Company or its agent (“**approved distributor**”) or any other sales channel, if applicable. You may make an application for Shares by submitting the relevant application form (available from approved distributors) to an approved distributor, together with such other documents as may be required by the approved distributor.

To comply with applicable anti-money laundering laws and guidelines, we and/or the agents and distributors reserve the right to request such information and/or documents deemed necessary to verify your identity.

You are required to pay the subscription proceeds before the cut-off time, in accordance with the Standard Payment Instructions in Section 7.1 of the Dealing Guide. A copy of the Dealing Guide may be obtained from the Singapore Representative or the Management Company.

You should note that when certain approved distributors in Singapore receive dealing requests from you or other Singapore investors, they will forward the relevant requests to a transaction servicing agent, who may be based in or outside Singapore (the “**Servicing Agent**”) appointed from time to time by BNP PARIBAS ASSET MANAGEMENT Asia Limited in its capacity as a distributor of BNP Paribas Funds in the Asia Pacific region. The Servicing Agent will then collate the dealing requests received on a particular Singapore Business Day² and forward them directly to the Transfer and Registrar Agent in Luxembourg for further processing. BNP PARIBAS ASSET MANAGEMENT Asia Limited may at its discretion agree to act as a nominee in respect of applications received by the Servicing Agent from such authorized distributors. Other approved distributors may themselves act as a nominee in respect of applications received from their Singapore investors and may forward the dealing requests from Singapore investors directly to the Transfer and Registrar Agent in Luxembourg.

You may also subscribe for Shares by paying with your Supplementary Retirement Scheme (“**SRS**”) monies. You should contact the relevant Singapore Distributor to check on the availability of subscriptions using SRS monies. If you pay with your SRS monies you will have to give a written authorisation to the relevant SRS Operator for monies to be withdrawn from your SRS Accounts for the subscription of Shares.

If you use SRS monies, you may not be registered as Joint Holders. For the avoidance of doubt, Shares may not be purchased or held by any US Persons or “specified United States persons” under the tax laws of the United States (regardless of the mode of payment including, but not limited to, Shares purchased with SRS moneys).

If you have purchased Shares with SRS monies, any monies payable to you (e.g. dividends, etc.) in respect of such Shares shall be paid by transferring such monies to the relevant SRS Operator for credit to your SRS Account or otherwise in accordance with the provisions of any applicable laws, regulations or guidelines.

² A “**Singapore Business Day**” refers to a day (excluding Saturday and Sunday) on which commercial banks in Singapore are open for business.

Before subscription, you are invited to seek information on the opening of the categories, their currencies and the sub fund in which it is open.

Full details of the issue of Shares in the sub-funds and the subscription procedure are set out under the heading “The Shares” in Book I of the Luxembourg Prospectus.”

10. Section 22 of the Singapore Prospectus

10.1 Under Section 22.5 of the Singapore Prospectus, to add the following wording as the last paragraph of that section:

“Any monies payable to you shall be paid by transferring the monies to the relevant bank for credit of your SRS Account or otherwise in accordance with the provision of any applicable law, regulations or guidelines, if you purchase Shares from your SRS Account.”

11. Section 23 of the Singapore Prospectus

11.1 Under Section 23 of the Singapore Prospectus, to add the following wording as the last paragraph of that section:

“Shares subscribed for using SRS moneys may only be converted to other Shares that may be subscribed for using SRS moneys. Shares subscribed for using cash may only be converted to other Shares that may be purchased with cash.”

12. Section 26 of the Singapore Prospectus

12.1 Under Section 26.1 of the Singapore Prospectus, to delete the entire section and to replace it with the following :

26.1 Past performance of the sub-funds and their respective benchmarks as of 31 December 2023 :

Sub-Fund	Shares	Inception date	1 Year	3 Years	5 Years	10 Years	Since inception	Benchmark Name	1 Year BM	3 Year BM	5Y BM	10Y BM	Since Inception BM
			%	Average annual compounded return (%)					%	Average annual compounded return (%)			
BNP Paribas Funds Aqua													
	Classic Capitalisation	16/7/2015	0.17%	0.09%	0.14%	0.00%	0.09%	BM MSCI World (NR)	0.20%	0.11%	0.14%	0.00%	0.09%
	Classic Distribution	29/9/2017	0.17%	0.09%	0.14%	0.00%	0.10%	BM MSCI World (NR)	0.20%	0.11%	0.14%	0.00%	0.11%
	Classic RH SGD MD Distribution	20/12/2017	0.17%	0.11%	0.15%	0.00%	0.11%	MSCI WORLD (NR) EUR H SGD	0.21%	0.12%	0.15%	0.00%	0.12%
	Classic RH USD Capitalisation	21/4/2017	0.19%	0.11%	0.16%	0.00%	0.11%	MSCI WORLD (NR) H USD	0.21%	0.07%	0.11%	0.00%	0.09%
	Classic RH USD MD Distribution	21/4/2017	0.19%	0.11%	0.16%	0.00%	0.11%	MSCI WORLD (NR) H USD	0.21%	0.07%	0.11%	0.00%	0.09%
	Classic SGD Capitalisation	28/12/2017	0.19%	0.06%	0.12%	0.00%	0.08%	MSCI World (NR) SGD	0.22%	0.07%	0.12%	0.00%	0.09%
	Classic USD Capitalisation	29/9/2017	0.21%	0.06%	0.13%	0.00%	0.09%	MSCI World (NR)	0.24%	0.07%	0.13%	0.00%	0.09%
	Classic USD Distribution	29/9/2017	0.21%	0.06%	0.13%	0.00%	0.09%	MSCI World (NR)	0.24%	0.07%	0.13%	0.00%	0.09%
	I Capitalisation	16/7/2015	0.18%	0.11%	0.15%	0.00%	0.10%	BM MSCI World (NR)	0.20%	0.11%	0.14%	0.00%	0.09%
	I USD Capitalisation	16/11/2020	0.22%	0.07%	0.00%	0.00%	0.09%	MSCI World (NR)	0.24%	0.07%	0.00%	0.00%	0.09%

Sub-Fund	Shares	Inception date	1 Year	3 Years	5 Years	10 Years	Since inception	Benchmark Name	1 Year BM	3 Year BM	5Y BM	10Y BM	Since Inception BM
			%	Average annual compounded return (%)					%	Average annual compounded return (%)			
	Privilege Capitalisation	16/7/2015	0.18%	0.11%	0.15%	0.00%	0.10%	BM MSCI World (NR)	0.20%	0.11%	0.14%	0.00%	0.09%
	Privilege USD Capitalisation	19/7/2018	0.22%	0.07%	0.14%	0.00%	0.11%	MSCI World (NR)	0.24%	0.07%	0.13%	0.00%	0.09%
BNP Paribas Funds Asia Tech Innovators													
	Classic Capitalisation	18/11/2022	0.00%	0.00%	0.00%	0.00%	-0.01%	BM MSCI AC ASIA EX JAPAN (NR)	0.06%	0.00%	0.00%	0.00%	0.08%
	Classic RH SGD Capitalisation	15/6/2023	0.00%	0.00%	0.00%	0.00%	-0.04%	BM MSCI AC ASIA EX JAPAN (NR) Classic RH SGD	0.00%	0.00%	0.00%	0.00%	-0.01%
BNP Paribas Funds Brazil Equity													
	Classic Capitalisation	11/12/2006	0.21%	-0.02%	0.00%	-0.01%	0.00%	MSCI BRAZIL 10/40 \$ (NR)	0.33%	0.05%	0.04%	0.03%	0.03%
	Classic Distribution	11/12/2006	0.21%	-0.02%	0.00%	-0.01%	0.00%	MSCI BRAZIL 10/40 \$ (NR)	0.33%	0.05%	0.04%	0.03%	0.03%
	Classic EUR Capitalisation	11/12/2006	0.16%	0.01%	0.00%	0.01%	0.01%	MSCI Brazil 10/40 (NR)	0.28%	0.09%	0.05%	0.05%	0.05%
	I Capitalisation	12/12/2006 (sleeping)	N.A.	N.A.	N.A.	N.A.	N.A.	MSCI Brazil 10/40 (NR)	N.A.	N.A.	N.A.	N.A.	N.A.
	Privilege Capitalisation	11/12/2006	0.22%	-0.01%	0.01%	0.00%	0.01%	MSCI BRAZIL 10/40 \$ (NR)	0.33%	0.05%	0.04%	0.03%	0.03%
BNP Paribas Funds China A-Shares													
	Classic Capitalisation	29/9/2017	-0.14%	-0.17%	0.04%	0.00%	-0.01%	BM BNP Paribas Funds China A-Shares (NR)	-0.12%	-0.13%	0.05%	0.00%	-0.02%
	Classic Distribution	28/12/2017	-0.14%	-0.17%	0.04%	0.00%	-0.02%	BM BNP Paribas Funds China A-Shares (NR)	-0.12%	-0.13%	0.05%	0.00%	-0.02%

Sub-Fund	Shares	Inception date	1 Year	3 Years	5 Years	10 Years	Since inception	Benchmark Name	1 Year BM	3 Year BM	5Y BM	10Y BM	Since Inception BM
			%	Average annual compounded return (%)					%	Average annual compounded return (%)			
BNP Paribas Funds China Equity													
	Classic Capitalisation	1/7/1997	-0.20%	-0.22%	-0.01%	0.00%	0.00%	MSCI CHINA 10/40 \$ (NR)	-0.11%	-0.18%	-0.02%	0.01%	0.02%
	Classic Distribution	1/7/1997	-0.20%	-0.22%	-0.01%	0.00%	0.00%	MSCI CHINA 10/40 \$ (NR)	-0.11%	-0.18%	-0.02%	0.01%	0.02%
	Classic EUR Capitalisation	29/9/2010	-0.22%	-0.20%	0.00%	0.03%	0.02%	MSCI CHINA 10/40 \$ (NR)	-0.14%	-0.15%	-0.02%	0.03%	0.03%
	Classic EUR Distribution	29/9/2010	-0.22%	-0.20%	0.00%	0.03%	0.02%	MSCI CHINA 10/40 \$ (NR)	-0.14%	-0.15%	-0.02%	0.03%	0.03%
	Classic RH SGD Capitalisation	15/4/2021	-0.21%	0.00%	0.00%	0.00%	-0.25%	BM BNP Paribas Funds China Equity RH SGD	-0.12%	0.00%	0.00%	0.00%	-0.20%
	Classic RH SGD MD Distribution	15/4/2021	-0.21%	0.00%	0.00%	0.00%	-0.25%	BM BNP Paribas Funds China Equity RH SGD	-0.12%	0.00%	0.00%	0.00%	-0.20%
	I Capitalisation	15/11/2007	-0.19%	-0.22%	0.00%	0.01%	-0.01%	MSCI CHINA 10/40 \$ (NR)	-0.11%	-0.18%	-0.02%	0.01%	0.00%
	Privilege Capitalisation	15/7/2011	-0.19%	-0.22%	0.00%	0.01%	0.01%	MSCI CHINA 10/40 \$ (NR)	-0.11%	-0.18%	-0.02%	0.01%	0.01%
	Privilege Distribution	21/5/2013	-0.19%	-0.22%	0.00%	0.01%	0.02%	MSCI CHINA 10/40 \$ (NR)	-0.11%	-0.18%	-0.02%	0.01%	0.01%
BNP Paribas Funds Climate Impact													
	Classic Capitalisation	30/5/2006	0.07%	0.01%	0.11%	0.08%	0.06%	BM MSCI AC World (NR)	0.18%	0.11%	0.13%	0.10%	0.08%
	Classic RH SGD Capitalisation	2/9/2021	0.08%	0.00%	0.00%	0.00%	-0.07%	BM MSCI AC WORLD NR - U2RHSGD	0.18%	0.00%	0.00%	0.00%	0.05%
	Classic USD Capitalisation	28/12/2017	0.11%	-0.03%	0.10%	0.00%	0.06%	BM MSCI AC World NR USD	0.22%	0.07%	0.12%	0.00%	0.08%

Sub-Fund	Shares	Inception date	1 Year	3 Years	5 Years	10 Years	Since inception	Benchmark Name	1 Year BM	3 Year BM	5Y BM	10Y BM	Since Inception BM
			%	Average annual compounded return (%)					%	Average annual compounded return (%)			
	U2 HKD Capitalisation	29/7/2022	0.14%	0.00%	0.00%	0.00%	0.01%	BM MSCI AC WORLD NR - U2HKD	0.18%	0.00%	0.00%	0.00%	0.06%
	U2 HKD Distribution	6/1/2021	0.12%	-0.03%	0.00%	0.00%	-0.03%	BM MSCI AC WORLD NR - U2HKD	0.18%	0.10%	0.00%	0.00%	0.10%
	U2 HKD MD Distribution	29/7/2022	0.13%	0.00%	0.00%	0.00%	0.01%	BM MSCI AC WORLD NR - U2HKD	0.18%	0.00%	0.00%	0.00%	0.06%
	U2 RH AUD Distribution	5/2/2021	0.09%	0.00%	0.00%	0.00%	-0.06%	BM MSCI AC World NR - U2RHAUD	0.19%	0.00%	0.00%	0.00%	0.09%
	U2 RH CHF Distribution	21/7/2021	0.07%	0.00%	0.00%	0.00%	-0.10%	[BM] BNP Paribas Funds Climate Impact RH CHF	0.15%	0.00%	0.00%	0.00%	0.04%
	U2 RH CNH Capitalisation	29/7/2022	0.09%	0.00%	0.00%	0.00%	-0.02%	BM MSCI AC World NR - U2RHCNH	0.17%	0.00%	0.00%	0.00%	0.05%
	U2 RH CNH Distribution	12/1/2021	0.09%	-0.04%	0.00%	0.00%	-0.04%	BM MSCI AC World NR - U2RHCNH	0.17%	0.10%	0.00%	0.00%	0.10%
	U2 RH CNH MD Distribution	29/7/2022	0.08%	0.00%	0.00%	0.00%	-0.03%	BM MSCI AC World NR - U2RHCNH	0.17%	0.00%	0.00%	0.00%	0.05%
	U2 RH EUR Capitalisation	7/7/2022	0.09%	0.00%	0.00%	0.00%	0.03%	BM MSCI AC WORLD - Classic H EUR (NR)	0.19%	0.00%	0.00%	0.00%	0.12%
	U2 RH EUR Distribution	7/7/2022	0.09%	0.00%	0.00%	0.00%	0.03%	BM MSCI AC WORLD - Classic H EUR (NR)	0.19%	0.00%	0.00%	0.00%	0.12%
	U2 RH EUR MD Distribution	29/7/2022	0.09%	0.00%	0.00%	0.00%	-0.03%	BM MSCI AC WORLD - Classic H EUR (NR)	0.19%	0.00%	0.00%	0.00%	0.09%
	U2 RH GBP Distribution	6/1/2021	0.10%	-0.05%	0.00%	0.00%	-0.05%	BM MSCI AC WORLD NR - Privilege RHGBP	0.20%	0.10%	0.00%	0.00%	0.10%
	U2 RH SGD Capitalisation	11/1/2021	0.10%	-0.05%	0.00%	0.00%	-0.05%	BM MSCI AC WORLD NR - U2RHSGD	0.18%	0.10%	0.00%	0.00%	0.10%
	U2 RH SGD Distribution	7/7/2022	0.10%	0.00%	0.00%	0.00%	0.05%	BM MSCI AC WORLD NR - U2RHSGD	0.18%	0.00%	0.00%	0.00%	0.09%

Sub-Fund	Shares	Inception date	1 Year	3 Years	5 Years	10 Years	Since inception	Benchmark Name	1 Year BM	3 Year BM	5Y BM	10Y BM	Since Inception BM
			%	Average annual compounded return (%)					%	Average annual compounded return (%)			
	U2 RH SGD MD Distribution	29/7/2022	0.10%	0.00%	0.00%	0.00%	-0.02%	BM MSCI AC WORLD NR - U2RHS GD	0.18%	0.00%	0.00%	0.00%	0.06%
	U2 RH USD Capitalisation	1/4/2022	0.11%	0.00%	0.00%	0.00%	-0.02%	BM MSCI AC World (NR) - USD RH USD	0.19%	0.00%	0.00%	0.00%	0.05%
	U2 USD Capitalisation	11/12/2020	0.12%	-0.02%	0.00%	0.00%	0.00%	BM MSCI AC World NR USD	0.22%	0.07%	0.00%	0.00%	0.08%
	U2 USD Distribution	22/1/2021	0.12%	-0.04%	0.00%	0.00%	-0.04%	BM MSCI AC World NR USD	0.22%	0.05%	0.00%	0.00%	0.05%
	U2 USD MD Distribution	29/7/2022	0.12%	0.00%	0.00%	0.00%	0.00%	BM MSCI AC World NR USD	0.22%	0.00%	0.00%	0.00%	0.12%
BNP Paribas Funds Consumer Innovators													
	Classic Capitalisation	4/6/1999	0.21%	0.00%	0.11%	0.09%	0.05%	MSCI World Consumer Discretionary Net Return Index	0.30%	0.06%	0.14%	0.12%	0.06%
	Classic Distribution	4/6/1999	0.21%	0.00%	0.11%	0.09%	0.05%	MSCI World Consumer Discretionary Net Return Index	0.30%	0.06%	0.14%	0.12%	0.06%
	Classic HKD Capitalisation	02/09/2021 (inactive - no performance)	N.A.	N.A.	N.A.	N.A.	N.A.	MSCI World Consumer Discretionary (NR)	N.A.	N.A.	N.A.	N.A.	N.A.
	Classic RH SGD Capitalisation	2/9/2021	0.21%	0.00%	0.00%	0.00%	-0.05%	[BM] BNP Paribas Funds Consumer Innovators RH SGD	0.32%	0.00%	0.00%	0.00%	0.02%
	Classic USD Capitalisation	4/6/1999	0.25%	-0.03%	0.10%	0.07%	0.05%	Bench Parvest Equity World Consumer Durables	0.35%	0.02%	0.11%	0.09%	0.06%
	Classic USD Distribution	17/11/2023	0.00%	0.00%	0.00%	0.00%	0.07%	Bench Parvest Equity World Consumer Durables	0.00%	0.00%	0.00%	0.00%	0.06%
	I Capitalisation	11/10/2010	0.22%	0.01%	0.12%	0.10%	0.13%	MSCI World Consumer Discretionary Net Return	0.30%	0.06%	0.14%	0.12%	0.14%

Sub-Fund	Shares	Inception date	1 Year	3 Years	5 Years	10 Years	Since inception	Benchmark Name	1 Year BM	3 Year BM	5Y BM	10Y BM	Since Inception BM
			%	Average annual compounded return (%)					%	Average annual compounded return (%)			
								Index					
	Privilege Capitalisation	9/8/2011	0.22%	0.01%	0.12%	0.10%	0.13%	MSCI World Consumer Discretionary Net Return Index	0.30%	0.06%	0.14%	0.12%	0.15%
	Privilege Distribution	29/5/2013	0.22%	0.01%	0.12%	0.10%	0.11%	MSCI World Consumer Discretionary Net Return Index	0.30%	0.06%	0.14%	0.12%	0.12%
BNP Paribas Funds Disruptive Technology													
	Classic Capitalisation	3/6/1997	0.36%	0.10%	0.21%	0.19%	0.08%	MSCI World (EUR) NR	0.20%	0.11%	0.14%	0.15%	0.09%
	Classic Distribution	3/6/1997	0.36%	0.10%	0.21%	0.19%	0.08%	MSCI World (EUR) NR	0.20%	0.11%	0.14%	0.15%	0.09%
	Classic H SGD Cap	18/1/2024	N.A.	N.A.	N.A.	N.A.	N.A.	MSCI World (NR) (hedged in SGD)	N.A.	N.A.	N.A.	N.A.	N.A.
	Classic USD Capitalisation	17/5/2013	0.41%	0.07%	0.20%	0.16%	0.16%	MSCI World (EUR) NR Classic USD	0.24%	0.07%	0.13%	0.12%	0.13%
	Classic USD Distribution	30/5/2013	0.41%	0.07%	0.20%	0.16%	0.17%	MSCI World (EUR) NR Classic USD	0.24%	0.07%	0.13%	0.12%	0.13%
	I Capitalisation	29/2/2008	0.38%	0.12%	0.22%	0.20%	0.15%	MSCI World (EUR) NR	0.20%	0.11%	0.14%	0.15%	0.13%
	Privilege Capitalisation	11/2/2013	0.38%	0.11%	0.22%	0.20%	0.19%	MSCI World (EUR) NR	0.20%	0.11%	0.14%	0.15%	0.16%
	Privilege Distribution	16/12/2013	0.38%	0.11%	0.22%	0.20%	0.20%	MSCI World (EUR) NR	0.20%	0.11%	0.14%	0.15%	0.15%
	Privilege USD Capitalisation	14/5/2018	0.42%	0.08%	0.21%	0.00%	0.16%	MSCI World (EUR) NR Classic USD	0.24%	0.07%	0.13%	0.00%	0.09%

Sub-Fund	Shares	Inception date	1 Year	3 Years	5 Years	10 Years	Since inception	Benchmark Name	1 Year BM	3 Year BM	5Y BM	10Y BM	Since Inception BM
			%	Average annual compounded return (%)					%	Average annual compounded return (%)			
BNP Paribas Funds Ecosystem Restoration													
	Classic RH SGD Capitalisation	3/6/2021	-0.26%	0.00%	0.00%	0.00%	-0.32%	BM MSCI AC WORLD (NR) SGD - Official	0.18%	0.00%	0.00%	0.00%	0.07%
	Classic USD Capitalisation	1/6/2021	-0.24%	0.00%	0.00%	0.00%	-0.35%	BM MSCI AC WORLD (NR) I USD - Official	0.22%	0.00%	0.00%	0.00%	0.02%
	I USD Capitalisation	1/6/2021	-0.23%	0.00%	0.00%	0.00%	-0.35%	BM MSCI AC WORLD (NR) I USD - Official	0.22%	0.00%	0.00%	0.00%	0.02%
	Privilege USD Capitalisation	3/6/2021	-0.23%	0.00%	0.00%	0.00%	-0.35%	BM MSCI AC WORLD (NR) I USD - Official	0.22%	0.00%	0.00%	0.00%	0.03%
BNP Paribas Funds Emerging Bond													
	Classic Capitalisation	16/10/1998	0.11%	-0.06%	0.00%	0.01%	0.06%	JP MORGAN EMBI Global Diversified >31/10/12	0.11%	-0.04%	0.02%	0.03%	0.08%
	Classic Distribution	30/11/2012	0.11%	-0.06%	0.00%	0.01%	0.00%	JP MORGAN EMBI Global Diversified >31/10/12	0.11%	-0.04%	0.02%	0.03%	0.02%
	Classic EUR Capitalisation	30/11/2012	0.07%	-0.03%	0.01%	0.03%	0.02%	BM PARVEST BOND WORLD EMERGING (EUR)	0.07%	0.00%	0.02%	0.06%	0.04%
	Classic EUR Distribution	30/11/2012	0.07%	-0.03%	0.01%	0.03%	0.02%	BM PARVEST BOND WORLD EMERGING (EUR)	0.07%	0.00%	0.02%	0.06%	0.04%
	Classic MD Distribution	16/10/1998	0.11%	-0.06%	0.00%	0.01%	0.06%	JP MORGAN EMBI Global Diversified >31/10/12	0.11%	-0.04%	0.02%	0.03%	0.08%

Sub-Fund	Shares	Inception date	1 Year	3 Years	5 Years	10 Years	Since inception	Benchmark Name	1 Year BM	3 Year BM	5Y BM	10Y BM	Since Inception BM
			%	Average annual compounded return (%)					%	Average annual compounded return (%)			
	I Capitalisation	16/10/1998	0.12%	-0.05%	0.01%	0.02%	0.07%	JP MORGAN EMBI Global Diversified >31/10/12	0.11%	-0.04%	0.02%	0.03%	0.08%
	IH EUR Capitalisation	30/11/2012	0.09%	-0.07%	-0.01%	0.00%	0.00%	JPM EMBI Global Diversified (Hedged EUR)	0.08%	-0.06%	-0.01%	0.01%	0.01%
	Privilege Capitalisation	16/10/1998	0.11%	-0.05%	0.01%	0.02%	0.07%	JP MORGAN EMBI Global Diversified >31/10/12	0.11%	-0.04%	0.02%	0.03%	0.08%
BNP Paribas Funds Emerging Bond Opportunities													
	Classic Capitalisation	27/5/1998	0.11%	-0.05%	0.00%	-0.01%	0.06%	50% JPM GBI-EM Global Diversified (RI) + 50% JPM EMBI Global	0.12%	-0.03%	0.01%	0.02%	0.07%
	Classic Distribution	17/5/2013	0.11%	-0.05%	0.00%	-0.01%	-0.02%	50% JPM GBI-EM Global Diversified (RI) + 50% JPM EMBI Global	0.12%	-0.03%	0.01%	0.02%	0.02%
	Classic EUR MD Distribution	26/4/2018	0.07%	-0.02%	0.00%	0.00%	0.00%	50% JPM GBI-EM Global Diversified (RI) + 50% JPM EMBI Global	0.08%	0.00%	0.02%	0.00%	0.02%
	Classic HKD MD Distribution	26/4/2018	0.11%	-0.05%	0.00%	0.00%	-0.02%	50% JPM GBI-EM Global Div(RI) + 50% JPM EMBI Global HKD	0.12%	-0.03%	0.01%	0.00%	0.00%
	Classic MD Distribution	31/5/2005	0.11%	-0.05%	0.00%	-0.01%	-0.02%	50% JPM GBI-EM Global Diversified (RI) + 50% JPM EMBI Global	0.12%	-0.03%	0.01%	0.02%	0.05%
	Classic RH AUD MD Distribution	26/4/2018	0.08%	-0.07%	-0.02%	0.00%	-0.03%	50% JPM GBI-EM Global Div(RI) + 50% JPM EMBI Global H AUD	0.10%	-0.05%	0.00%	0.00%	-0.01%
	Classic RH CNH MD Distribution	30/4/2018	0.07%	-0.05%	0.00%	0.00%	-0.01%	50% JPM GBI-EM Global Div(RI) + 50% JPM EMBI Global H CNH	0.09%	-0.04%	0.02%	0.00%	0.01%

Sub-Fund	Shares	Inception date	1 Year	3 Years	5 Years	10 Years	Since inception	Benchmark Name	1 Year BM	3 Year BM	5Y BM	10Y BM	Since Inception BM
			%	Average annual compounded return (%)					%	Average annual compounded return (%)			
	Classic RH EUR Capitalisation	30/5/2003	0.08%	-0.07%	-0.03%	-0.03%	0.01%	50% JPM GBI-EM Global Diversified (RI) + 50% JPM EMBI Global	0.07%	-0.05%	0.00%	0.01%	0.04%
	Classic RH EUR Distribution	30/5/2003	0.08%	-0.07%	-0.03%	-0.03%	0.01%	50% JPM GBI-EM Global Diversified (RI) + 50% JPM EMBI Global	0.07%	-0.05%	0.00%	0.01%	0.04%
	Classic RH HKD MD Distribution	26/4/2018	0.09%	-0.06%	-0.01%	0.00%	-0.02%	50% JPM GBI-EM Global Div(RI) + 50% JPM EMBI Global H HKD	0.11%	-0.04%	0.01%	0.00%	0.00%
	Classic RH SGD MD Distribution	26/4/2018	0.09%	-0.06%	-0.01%	0.00%	-0.03%	50% JPM GBI-EM Global Div(RI) + 50% JPM EMBI Global H SGD	0.10%	-0.04%	0.01%	0.00%	0.00%
	I Capitalisation	31/5/2004	0.12%	-0.04%	0.01%	0.01%	0.03%	50% JPM GBI-EM Global Diversified (RI) + 50% JPM EMBI Global	0.12%	-0.03%	0.01%	0.02%	0.06%
	I RH EUR Capitalisation	28/2/2005	0.09%	-0.06%	-0.02%	-0.02%	0.00%	50% JPM GBI-EM Global Diversified (RI) + 50% JPM EMBI Global	0.07%	-0.05%	0.00%	0.01%	0.04%
	Privilege Capitalisation	16/7/2013	0.12%	-0.05%	0.01%	0.00%	0.00%	50% JPM GBI-EM Global Diversified (RI) + 50% JPM EMBI Global	0.12%	-0.03%	0.01%	0.02%	0.02%
BNP Paribas Funds Emerging Equity													
	Classic Capitalisation	27/10/1997	0.05%	-0.11%	-0.02%	-0.01%	0.02%	MSCI Emerging Markets Net Return Index	0.10%	-0.05%	0.04%	0.03%	0.06%
	Classic Distribution	27/10/1997	0.05%	-0.11%	-0.02%	-0.01%	0.02%	MSCI Emerging Markets Net Return Index	0.10%	-0.05%	0.04%	0.03%	0.06%
	Classic EUR Capitalisation	29/9/2010	0.02%	-0.08%	-0.01%	0.02%	0.00%	MSCI Emerging Markets Net Return Index	0.06%	-0.02%	0.04%	0.05%	0.04%
	Classic EUR Distribution	29/9/2010	0.02%	-0.08%	-0.01%	0.02%	0.00%	MSCI Emerging Markets Net Return Index	0.06%	-0.02%	0.04%	0.05%	0.04%

Sub-Fund	Shares	Inception date	1 Year	3 Years	5 Years	10 Years	Since inception	Benchmark Name	1 Year BM	3 Year BM	5Y BM	10Y BM	Since Inception BM
			%	Average annual compounded return (%)					%	Average annual compounded return (%)			
	I Capitalisation	27/8/2003	0.07%	-0.10%	-0.01%	0.00%	0.05%	MSCI Emerging Markets Net Return Index	0.10%	-0.05%	0.04%	0.03%	0.08%
	Privilege Capitalisation	9/8/2011	0.07%	-0.11%	-0.01%	0.00%	0.00%	MSCI Emerging Markets Net Return Index	0.10%	-0.05%	0.04%	0.03%	0.03%
BNP Paribas Funds Energy Transition													
	Classic Capitalisation	7/10/1997	-0.26%	-0.25%	0.03%	-0.02%	0.03%	BM MSCI AC WORLD (EUR) NR	0.18%	0.09%	0.10%	0.04%	0.06%
	Classic Distribution	7/10/1997	-0.26%	-0.25%	0.03%	-0.02%	0.03%	BM MSCI AC WORLD (EUR) NR	0.18%	0.09%	0.10%	0.04%	0.06%
	Classic RH SGD Capitalisation	21/1/2021	-0.25%	-0.28%	0.00%	0.00%	-0.28%	BM MSCI AC World NR	0.18%	0.09%	0.00%	0.00%	0.09%
	Classic RH USD Capitalisation	2/9/2021	-0.23%	0.00%	0.00%	0.00%	-0.29%	BM MSCI AC World NR H USD	0.19%	0.00%	0.00%	0.00%	0.05%
	Classic Solidarity Distribution	14/12/2020 (inactive - no performance)	N.A.	N.A.	N.A.	N.A.	N.A.	MSCI AC World (EUR) NR	N.A.	N.A.	N.A.	N.A.	N.A.
	Classic Solidarity H EUR Capitalisation	27/1/2021	-0.26%	-0.29%	0.00%	0.00%	-0.29%	BM MSCI ACWI Hedged EUR	0.19%	0.05%	0.00%	0.00%	0.05%
	Classic USD Capitalisation	15/12/2010	-0.23%	-0.27%	0.03%	-0.04%	-0.02%	BM MSCI AC WORLD (EUR) NR	0.22%	0.06%	0.09%	0.02%	0.03%
	Classic USD Distribution	17/5/2013	-0.23%	-0.27%	0.03%	-0.04%	-0.03%	BM MSCI AC WORLD (EUR) NR	0.22%	0.06%	0.09%	0.02%	0.02%
	I Capitalisation	4/4/2006	-0.25%	-0.24%	0.04%	-0.01%	0.01%	BM MSCI AC WORLD (EUR) NR	0.18%	0.09%	0.10%	0.04%	0.04%
	I USD Capitalisation	15/4/2021	-0.22%	0.00%	0.00%	0.00%	-0.27%	BM MSCI AC WORLD (EUR) NR	0.22%	0.00%	0.00%	0.00%	0.03%

Sub-Fund	Shares	Inception date	1 Year	3 Years	5 Years	10 Years	Since inception	Benchmark Name	1 Year BM	3 Year BM	5Y BM	10Y BM	Since Inception BM
			%	Average annual compounded return (%)					%	Average annual compounded return (%)			
	Privilege Capitalisation	9/8/2011	-0.25%	-0.24%	0.04%	-0.01%	0.01%	BM MSCI AC WORLD (EUR) NR	0.18%	0.09%	0.10%	0.04%	0.06%
	Privilege Distribution	12/2/2013	-0.25%	-0.24%	0.04%	-0.01%	0.00%	BM MSCI AC WORLD (EUR) NR	0.18%	0.09%	0.10%	0.04%	0.04%
	Privilege USD Capitalisation	15/4/2021	-0.22%	0.00%	0.00%	0.00%	-0.27%	BM MSCI AC WORLD (EUR) NR	0.22%	0.00%	0.00%	0.00%	0.03%
BNP Paribas Funds Environmental Absolute Return Thematic Equity (EARTH)													
	Classic Capitalisation	15/7/2020	-0.19%	-0.21%	0.00%	0.00%	-0.13%	No BM	0.00%	0.00%	0.00%	0.00%	0.00%
	Classic DISTRIBUTION	15/7/2020	-0.19%	-0.21%	0.00%	0.00%	-0.11%	No BM	0.00%	0.00%	0.00%	0.00%	0.00%
	Classic RH SGD Capitalisation	15/4/2021	-0.21%	0.00%	0.00%	0.00%	-0.23%	No BM	0.00%	0.00%	0.00%	0.00%	0.00%
BNP Paribas Funds Euro Bond													
	Classic Capitalisation	5/6/1997	0.06%	-0.05%	-0.02%	0.00%	0.03%	BLOOMBERG BARCLAYS CAPITAL EURO AGGREGATE INDEX (TR)	0.07%	-0.05%	-0.01%	0.01%	0.04%
	Classic Distribution	5/6/1997	0.06%	-0.05%	-0.02%	0.00%	0.03%	BLOOMBERG BARCLAYS CAPITAL EURO AGGREGATE INDEX (TR)	0.07%	-0.05%	-0.01%	0.01%	0.04%

Sub-Fund	Shares	Inception date	1 Year	3 Years	5 Years	10 Years	Since inception	Benchmark Name	1 Year BM	3 Year BM	5Y BM	10Y BM	Since Inception BM
			%	Average annual compounded return (%)					%	Average annual compounded return (%)			
	I Capitalisation	5/6/1997	0.07%	-0.05%	-0.01%	0.01%	0.03%	BLOOMBERG BARCLAYS CAPITAL EURO AGGREGATE INDEX (TR)	0.07%	-0.05%	-0.01%	0.01%	0.04%
	Privilege Capitalisation	5/6/1997	0.07%	-0.05%	-0.01%	0.00%	0.03%	BLOOMBERG BARCLAYS CAPITAL EURO AGGREGATE INDEX (TR)	0.07%	-0.05%	-0.01%	0.01%	0.04%
BNP Paribas Funds Euro Corporate Bond													
	Classic Capitalisation	18/7/2001	0.08%	-0.03%	0.00%	0.01%	0.03%	BLOOMBERG BARCLAYS EURO AGG CORP>0603>ML EMU CORP	0.08%	-0.03%	0.00%	0.01%	0.03%
	Classic Distribution	18/7/2001	0.08%	-0.03%	0.00%	0.01%	0.03%	BLOOMBERG BARCLAYS EURO AGG CORP>0603>ML EMU CORP	0.08%	-0.03%	0.00%	0.01%	0.03%
	I Capitalisation	18/7/2001	0.09%	-0.02%	0.00%	0.02%	0.03%	BLOOMBERG BARCLAYS EURO AGG CORP>0603>ML EMU CORP	0.08%	-0.03%	0.00%	0.01%	0.03%
	Privilege Capitalisation	18/7/2001	0.09%	-0.03%	0.00%	0.01%	0.03%	BLOOMBERG BARCLAYS EURO AGG CORP>0603>ML EMU CORP	0.08%	-0.03%	0.00%	0.01%	0.03%
BNP Paribas Funds Euro Equity													
	Classic Capitalisation	21/9/1998	0.15%	0.07%	0.09%	0.05%	0.04%	MSCI EMU Net Return Index	0.19%	0.08%	0.10%	0.06%	0.05%
	Classic Distribution	21/9/1998	0.15%	0.07%	0.09%	0.05%	0.04%	MSCI EMU Net Return Index	0.19%	0.08%	0.10%	0.06%	0.05%

Sub-Fund	Shares	Inception date	1 Year	3 Years	5 Years	10 Years	Since inception	Benchmark Name	1 Year BM	3 Year BM	5Y BM	10Y BM	Since Inception BM
			%	Average annual compounded return (%)					%	Average annual compounded return (%)			
	Classic H USD Capitalisation	13/11/2013	0.18%	0.10%	0.12%	0.07%	0.07%	BM Parvest Equity Best Selection Euro (H USD)	0.22%	0.10%	0.12%	0.08%	0.08%
	Classic USD Capitalisation	24/5/2013	0.19%	0.04%	0.08%	0.03%	0.05%	MSCI EMU Net Return Index	0.23%	0.05%	0.09%	0.04%	0.06%
	I Capitalisation	23/10/2003	0.16%	0.09%	0.10%	0.07%	0.07%	MSCI EMU Net Return Index	0.19%	0.08%	0.10%	0.06%	0.06%
	Privilege Capitalisation	9/8/2011	0.16%	0.08%	0.10%	0.06%	0.09%	MSCI EMU Net Return Index	0.19%	0.08%	0.10%	0.06%	0.09%
	Privilege Distribution	24/5/2013	0.16%	0.08%	0.10%	0.06%	0.07%	MSCI EMU Net Return Index	0.19%	0.08%	0.10%	0.06%	0.07%
BNP Paribas Funds Euro Government Bond													
	Classic Capitalisation	11/5/1999	0.06%	-0.06%	-0.02%	0.01%	0.02%	BLOOMBERG BARCLAYS EURO AGGREGATE TREASURY 500MM>14/03/11	0.07%	-0.06%	-0.01%	0.01%	0.03%
	Classic Distribution	10/11/2000	0.06%	-0.06%	-0.02%	0.01%	0.03%	BLOOMBERG BARCLAYS EURO AGGREGATE TREASURY 500MM>14/03/11	0.07%	-0.06%	-0.01%	0.01%	0.03%
	I Capitalisation	11/5/1999	0.06%	-0.05%	-0.01%	0.01%	0.03%	BLOOMBERG BARCLAYS EURO AGGREGATE TREASURY 500MM>14/03/11	0.07%	-0.06%	-0.01%	0.01%	0.03%
	Privilege Capitalisation	11/5/1999	0.06%	-0.05%	-0.01%	0.01%	0.03%	BLOOMBERG BARCLAYS EURO AGGREGATE TREASURY 500MM>14/03/11	0.07%	-0.06%	-0.01%	0.01%	0.03%

Sub-Fund	Shares	Inception date	1 Year	3 Years	5 Years	10 Years	Since inception	Benchmark Name	1 Year BM	3 Year BM	5Y BM	10Y BM	Since Inception BM
			%	Average annual compounded return (%)					%	Average annual compounded return (%)			
BNP Paribas Funds Euro High Yield Bond													
	Classic Capitalisation	5/12/2003	0.12%	0.00%	0.03%	0.02%	0.04%	ICE BOFA ML-BB-B EUROPEAN CCY NON FINANCIAL HY CONSTRAINED H	0.12%	0.01%	0.03%	0.03%	0.06%
	Classic H USD MD Distribution	15/12/2016	0.14%	0.02%	0.05%	0.00%	0.04%	ICE BOFA ML-BB-B EUROPEAN CCY NON FINANCIAL HY CONSTRAINED H	0.15%	0.02%	0.05%	0.00%	0.04%
	I Capitalisation	5/12/2003	0.13%	0.01%	0.04%	0.03%	0.05%	ICE BOFA ML-BB-B EUROPEAN CCY NON FINANCIAL HY CONSTRAINED H	0.12%	0.01%	0.03%	0.03%	0.06%
	Privilege Capitalisation	9/8/2011	0.12%	0.01%	0.04%	0.03%	0.04%	ICE BOFA ML-BB-B EUROPEAN CCY NON FINANCIAL HY CONSTRAINED H	0.12%	0.01%	0.03%	0.03%	0.05%
	Privilege Distribution	17/7/2013	0.12%	0.01%	0.04%	0.03%	0.03%	ICE BOFA ML-BB-B EUROPEAN CCY NON FINANCIAL HY CONSTRAINED H	0.12%	0.01%	0.03%	0.03%	0.04%
BNP Paribas Funds Euro Money Market													
	Classic Capitalisation	7/2/1991	0.03%	0.01%	0.00%	0.00%	0.02%	EONIA OIS capitalised daily	0.03%	0.01%	0.00%	0.00%	0.03%
	Classic Distribution	9/12/1996	0.03%	0.01%	0.00%	0.00%	0.01%	EONIA OIS capitalised daily	0.03%	0.01%	0.00%	0.00%	0.02%
	I Capitalisation	7/2/1991	0.03%	0.01%	0.00%	0.00%	0.03%	EONIA OIS capitalised daily	0.03%	0.01%	0.00%	0.00%	0.03%

Sub-Fund	Shares	Inception date	1 Year	3 Years	5 Years	10 Years	Since inception	Benchmark Name	1 Year BM	3 Year BM	5Y BM	10Y BM	Since Inception BM
			%	Average annual compounded return (%)					%	Average annual compounded return (%)			
	Privilege Capitalisation	7/2/1991	0.03%	0.01%	0.00%	0.00%	0.02%	EONIA OIS capitalised daily	0.03%	0.01%	0.00%	0.00%	0.03%
BNP Paribas Funds Europe Convertible													
	Classic Capitalisation	7/5/1998	0.05%	-0.04%	0.00%	0.00%	0.01%	UBS Convertible Europe (Hedged in EUR) RI	0.07%	-0.03%	0.01%	0.01%	0.03%
	Classic Distribution	10/7/2001	0.05%	-0.04%	0.00%	0.00%	0.01%	UBS Convertible Europe (Hedged in EUR) RI	0.07%	-0.03%	0.01%	0.01%	0.03%
	I Capitalisation	7/5/1998	0.06%	-0.03%	0.01%	0.00%	0.02%	UBS Convertible Europe (Hedged in EUR) RI	0.07%	-0.03%	0.01%	0.01%	0.03%
	I Distribution	25/04/2016 (sleeping)	N.A.	N.A.	N.A.	N.A.	N.A.	Refinitiv Convertible Europe (Hedged in EUR) RI	N.A.	N.A.	N.A.	N.A.	N.A.
	Privilege Capitalisation	7/5/1998	0.06%	-0.03%	0.01%	0.00%	0.02%	UBS Convertible Europe (Hedged in EUR) RI	0.07%	-0.03%	0.01%	0.01%	0.03%
	Privilege Distribution	6/3/2013	0.06%	-0.03%	0.01%	0.00%	0.01%	UBS Convertible Europe (Hedged in EUR) RI	0.07%	-0.03%	0.01%	0.01%	0.01%
BNP Paribas Funds Europe Equity													
	Classic Capitalisation	17/5/2004	0.12%	0.06%	0.09%	0.04%	0.06%	MSCI Europe Net Return Index	0.16%	0.09%	0.10%	0.06%	0.06%
	Classic Distribution	17/5/2004	0.12%	0.06%	0.09%	0.04%	0.06%	MSCI Europe Net Return Index	0.16%	0.09%	0.10%	0.06%	0.06%
	Classic USD Capitalisation	30/11/2012	0.16%	0.03%	0.08%	0.02%	0.04%	MSCI Europe Net Return Index	0.20%	0.06%	0.09%	0.04%	0.06%
	I Capitalisation	17/6/2004	0.13%	0.07%	0.10%	0.06%	0.06%	MSCI Europe Net Return Index	0.16%	0.09%	0.10%	0.06%	0.06%
	I USD Capitalisation	22/09/2023 (inactive - no performance)	N.A.	N.A.	N.A.	N.A.	N.A.	MSCI Europe (EUR) NR	N.A.	N.A.	N.A.	N.A.	N.A.

Sub-Fund	Shares	Inception date	1 Year	3 Years	5 Years	10 Years	Since inception	Benchmark Name	1 Year BM	3 Year BM	5Y BM	10Y BM	Since Inception BM
			%	Average annual compounded return (%)					%	Average annual compounded return (%)			
	Privilege Capitalisation	15/7/2011	0.13%	0.07%	0.09%	0.05%	0.07%	MSCI Europe Net Return Index	0.16%	0.09%	0.10%	0.06%	0.07%
	Privilege Distribution	6/11/2013	0.13%	0.07%	0.09%	0.05%	0.05%	MSCI Europe Net Return Index	0.16%	0.09%	0.10%	0.06%	0.07%
BNP Paribas Funds Europe Growth													
	Classic Capitalisation	31/10/1985	0.11%	0.04%	0.08%	0.04%	0.07%	MSCI Europe Net Return Index	0.16%	0.09%	0.10%	0.06%	0.00%
	Classic Distribution	31/10/1985	0.11%	0.04%	0.08%	0.04%	0.07%	MSCI Europe Net Return Index	0.16%	0.09%	0.10%	0.06%	0.00%
	Classic RH SGD Capitalisation	19/5/2014	0.11%	0.05%	0.09%	0.00%	0.05%	MSCI EUROPE (NR) H SGD	0.16%	0.09%	0.10%	0.00%	0.07%
	Classic RH SGD MD Distribution	12/11/2013	0.11%	0.05%	0.09%	0.05%	0.05%	MSCI EUROPE (NR) H SGD	0.16%	0.09%	0.10%	0.07%	0.07%
	Classic RH USD Capitalisation	19/5/2014	0.13%	0.06%	0.10%	0.00%	0.06%	BM Parvest Equity Europe Growth [hedged in USD]	0.19%	0.11%	0.12%	0.00%	0.08%
	Classic RH USD MD Distribution	13/11/2013	0.13%	0.06%	0.10%	0.05%	0.06%	BM Parvest Equity Europe Growth [hedged in USD]	0.19%	0.11%	0.12%	0.08%	0.08%
	Classic USD Capitalisation	31/10/1985	0.15%	0.00%	0.07%	0.02%	0.08%	MSCI Europe Net Return Index	0.20%	0.06%	0.09%	0.04%	0.00%
	I Capitalisation	21/11/2008	0.12%	0.05%	0.09%	0.05%	0.10%	MSCI Europe Net Return Index	0.16%	0.09%	0.10%	0.06%	0.09%
	Privilege Capitalisation	9/8/2011	0.12%	0.05%	0.09%	0.05%	0.08%	MSCI Europe Net Return Index	0.16%	0.09%	0.10%	0.06%	0.09%
	Privilege Distribution	4/10/2012	0.12%	0.05%	0.09%	0.05%	0.06%	MSCI Europe Net Return Index	0.16%	0.09%	0.10%	0.06%	0.08%

Sub-Fund	Shares	Inception date	1 Year	3 Years	5 Years	10 Years	Since inception	Benchmark Name	1 Year BM	3 Year BM	5Y BM	10Y BM	Since Inception BM
			%	Average annual compounded return (%)					%	Average annual compounded return (%)			
BNP Paribas Funds Europe Small Cap													
	Classic Capitalisation	25/9/2007	0.08%	-0.01%	0.04%	0.06%	0.06%	MSCI Europe Small Caps EUR NR (Official)	0.13%	0.03%	0.08%	0.07%	0.06%
	Classic Distribution	25/9/2007	0.08%	-0.01%	0.04%	0.06%	0.06%	MSCI Europe Small Caps EUR NR (Official)	0.13%	0.03%	0.08%	0.07%	0.06%
	Classic RH SGD Capitalisation	19/5/2014	0.09%	0.00%	0.06%	0.00%	0.07%	BM PARVEST EQUITY EUROPE SMALL CAP (H-SGD)	0.14%	0.04%	0.10%	0.00%	0.08%
	Classic RH USD Capitalisation	15/4/2015	0.11%	0.01%	0.06%	0.00%	0.04%	MSCI EUROPE SMALL CAP>010910 H USD	0.15%	0.05%	0.11%	0.00%	0.07%
	Classic USD Capitalisation	25/9/2007	0.12%	-0.04%	0.03%	0.03%	0.04%	MSCI EUROPE SMALL CAP US\$ (NR)	0.17%	-0.01%	0.08%	0.05%	0.04%
	I Capitalisation	25/9/2007	0.10%	0.00%	0.05%	0.07%	0.07%	MSCI Europe Small Caps EUR NR (Official)	0.13%	0.03%	0.08%	0.07%	0.06%
	Privilege Capitalisation	25/9/2007	0.09%	0.00%	0.05%	0.07%	0.06%	MSCI Europe Small Caps EUR NR (Official)	0.13%	0.03%	0.08%	0.07%	0.06%
BNP Paribas Funds Global Bond Opportunities													
	Classic Capitalisation	1/7/1998	0.05%	-0.04%	0.00%	0.02%	0.02%	Bloomberg Barclays Global Aggregate (TR) (HEDGED EUR)	0.05%	-0.04%	0.00%	0.03%	0.04%
	Classic Distribution	1/7/1998	0.05%	-0.04%	0.00%	0.02%	0.02%	Bloomberg Barclays Global Aggregate (TR) (HEDGED EUR)	0.05%	-0.04%	0.00%	0.03%	0.04%
	Classic H USD Capitalisation	24/5/2013	0.06%	-0.03%	0.01%	0.00%	0.00%	Bloomberg BarCap Global Agg(Hedged in USD)	0.06%	-0.02%	0.01%	0.01%	0.01%
	I Capitalisation	4/8/2006	0.05%	-0.04%	0.00%	0.02%	0.03%	Bloomberg Barclays Global Aggregate (TR)	0.05%	-0.04%	0.00%	0.03%	0.04%

Sub-Fund	Shares	Inception date	1 Year	3 Years	5 Years	10 Years	Since inception	Benchmark Name	1 Year BM	3 Year BM	5Y BM	10Y BM	Since Inception BM
			%	Average annual compounded return (%)					%	Average annual compounded return (%)			
								(HEDGED EUR)					
	Privilege Capitalisation	22/7/2013	0.05%	-0.04%	0.00%	0.02%	0.02%	Bloomberg Barclays Global Aggregate (TR) (HEDGED EUR)	0.05%	-0.04%	0.00%	0.03%	0.02%
BNP Paribas Funds Global Convertible													
	Classic Capitalisation	29/4/2011	0.07%	-0.03%	0.06%	0.01%	0.01%	Thomson Reuters Convertible Global Focus Hedged \$ (RI)	0.10%	-0.03%	0.05%	0.04%	0.04%
	Classic Distribution	30/3/2015	0.07%	-0.03%	0.06%	0.00%	0.03%	Thomson Reuters Convertible Global Focus Hedged \$ (RI)	0.10%	-0.03%	0.05%	0.00%	0.03%
	Classic MD Distribution	15/3/2018	0.07%	-0.03%	0.06%	0.00%	0.04%	Thomson Reuters Convertible Global Focus Hedged \$ (RI)	0.10%	-0.03%	0.05%	0.00%	0.03%
	Classic RH EUR Capitalisation	9/9/2004	0.05%	-0.05%	0.04%	0.02%	0.03%	THOMSON REUTERS Convertible Global Focus (hedged in EUR) (RI)	0.08%	-0.05%	0.03%	0.02%	0.03%
	Classic RH EUR Distribution	16/5/2013	0.05%	-0.05%	0.04%	0.02%	0.02%	THOMSON REUTERS Convertible Global Focus (hedged in EUR) (RI)	0.08%	-0.05%	0.03%	0.02%	0.03%
	I Capitalisation	5/8/2009	0.08%	-0.02%	0.07%	0.04%	0.06%	Thomson Reuters Convertible Global Focus Hedged \$ (RI)	0.10%	-0.03%	0.05%	0.04%	0.05%
	I RH EUR Capitalisation	18/1/2005	0.05%	-0.04%	0.04%	0.03%	0.04%	THOMSON REUTERS Convertible Global Focus (hedged in EUR) (RI)	0.08%	-0.05%	0.03%	0.02%	0.03%
	Privilege Capitalisation	21/5/2015	0.08%	-0.02%	0.06%	0.00%	0.03%	Thomson Reuters Convertible Global Focus Hedged \$ (RI)	0.10%	-0.03%	0.05%	0.00%	0.03%
	Privilege RH EUR	22/7/2013	0.05%	-0.04%	0.04%	0.02%	0.03%	THOMSON REUTERS Convertible Global Focus	0.08%	-0.05%	0.03%	0.02%	0.03%

Sub-Fund	Shares	Inception date	1 Year	3 Years	5 Years	10 Years	Since inception	Benchmark Name	1 Year BM	3 Year BM	5Y BM	10Y BM	Since Inception BM
			%	Average annual compounded return (%)					%	Average annual compounded return (%)			
	Capitalisation							(hedged in EUR) (RI					
	Privilege RH EUR Distribution	22/7/2013	0.05%	-0.04%	0.04%	0.02%	0.03%	THOMSON REUTERS Convertible Global Focus (hedged in EUR) (RI	0.08%	-0.05%	0.03%	0.02%	0.03%
BNP Paribas Funds Global Environment													
	Classic Capitalisation	9/4/2008	0.11%	0.05%	0.11%	0.08%	0.07%	MSCI WORLD (NR)	0.20%	0.11%	0.14%	0.11%	0.09%
	Classic Distribution	9/4/2008	0.11%	0.05%	0.11%	0.08%	0.07%	MSCI WORLD (NR)	0.20%	0.11%	0.14%	0.11%	0.09%
	Classic RH SGD MD Distribution	12/2/2018	0.12%	0.06%	0.12%	0.00%	0.10%	MSCI WORLD (NR) HSGD	0.21%	0.12%	0.15%	0.00%	0.13%
	Classic RH USD MD Distribution	12/2/2018	0.14%	0.07%	0.13%	0.00%	0.10%	MSCI WORLD (NR) HUSD	0.21%	0.07%	0.11%	0.00%	0.08%
	Classic SGD Capitalisation	27/12/2017	0.13%	0.02%	0.10%	0.00%	0.05%	MSCI WORLD (NR) EUR	0.22%	0.07%	0.12%	0.00%	0.08%
	Classic USD Capitalisation	9/4/2008	0.15%	0.02%	0.10%	0.06%	0.05%	MSCI WORLD (NR)	0.24%	0.07%	0.13%	0.09%	0.07%
	I Capitalisation	9/4/2008	0.12%	0.06%	0.12%	0.09%	0.08%	MSCI WORLD (NR)	0.20%	0.11%	0.14%	0.11%	0.09%
	Privilege Capitalisation	9/4/2008	0.12%	0.06%	0.12%	0.09%	0.06%	MSCI WORLD (NR)	0.20%	0.11%	0.14%	0.11%	0.09%
BNP Paribas Funds Global High Yield Bond													
	Classic Capitalisation	26/1/2001	0.10%	-0.01%	0.02%	0.01%	0.03%	ICE BOFA ML BB-B Non-Financial DM HY Constrained EUR Hedged>	0.10%	0.00%	0.03%	0.03%	0.06%

Sub-Fund	Shares	Inception date	1 Year	3 Years	5 Years	10 Years	Since inception	Benchmark Name	1 Year BM	3 Year BM	5Y BM	10Y BM	Since Inception BM
			%	Average annual compounded return (%)					%	Average annual compounded return (%)			
	Classic Distribution	26/1/2001	0.10%	-0.01%	0.02%	0.01%	0.03%	ICE BOFA ML BB-B Non-Financial DM HY Constrained EUR Hedged>	0.10%	0.00%	0.03%	0.03%	0.06%
	Classic H USD Capitalisation	29/11/2002	0.12%	0.01%	0.04%	0.03%	0.05%	ICE BOFA ML BB-B Non-Financial DM HY Constrained USD Hedged>	0.13%	0.02%	0.05%	0.05%	0.08%
	Classic H USD Distribution	29/11/2002	0.12%	0.01%	0.04%	0.03%	0.05%	ICE BOFA ML BB-B Non-Financial DM HY Constrained USD Hedged>	0.13%	0.02%	0.05%	0.05%	0.08%
	I Capitalisation	17/5/2004	0.11%	0.00%	0.03%	0.02%	0.04%	ICE BOFA ML BB-B Non-Financial DM HY Constrained EUR Hedged>	0.10%	0.00%	0.03%	0.03%	0.05%
	IH USD Capitalisation	23/7/2009	0.13%	0.02%	0.05%	0.04%	0.06%	ICE BOFA ML BB-B Non-Financial DM HY Constrained USD Hedged>	0.13%	0.02%	0.05%	0.05%	0.07%
	Privilege Capitalisation	19/2/2013	0.11%	0.00%	0.02%	0.02%	0.02%	ICE BOFA ML BB-B Non-Financial DM HY Constrained EUR Hedged>	0.10%	0.00%	0.03%	0.03%	0.03%
	Privilege Distribution	19/2/2013	0.11%	0.00%	0.02%	0.02%	0.02%	ICE BOFA ML BB-B Non-Financial DM HY Constrained EUR Hedged>	0.10%	0.00%	0.03%	0.03%	0.03%
BNP Paribas Funds Green Tigers													
	Classic Capitalisation	16/12/2010	-0.01%	-0.08%	0.04%	0.02%	0.02%	80% MSCI AC Asia Pacific ex-Japan (EUR) NR+20% MSCI Japan (E	0.10%	-0.04%	0.05%	0.05%	0.04%

Sub-Fund	Shares	Inception date	1 Year	3 Years	5 Years	10 Years	Since inception	Benchmark Name	1 Year BM	3 Year BM	5Y BM	10Y BM	Since Inception BM
			%	Average annual compounded return (%)					%	Average annual compounded return (%)			
	Classic Distribution	14/7/2011	-0.01%	-0.08%	0.04%	0.02%	0.03%	80% MSCI AC Asia Pacific ex-Japan (EUR) NR+20% MSCI Japan (E)	0.10%	-0.04%	0.05%	0.05%	0.04%
	Classic EUR Capitalisation	4/11/2008	-0.04%	-0.04%	0.05%	0.04%	0.06%	80% MSCI AC Asia Pacific ex-Japan (EUR) NR+20% MSCI Japan (E)	0.06%	0.00%	0.06%	0.07%	0.08%
	Classic EUR Distribution	4/11/2008	-0.04%	-0.04%	0.05%	0.04%	0.06%	80% MSCI AC Asia Pacific ex-Japan (EUR) NR+20% MSCI Japan (E)	0.06%	0.00%	0.06%	0.07%	0.08%
	Classic MD Distribution	28/12/2022	-0.01%	0.00%	0.00%	0.00%	-0.01%	80% MSCI AC Asia Pacific ex-Japan (EUR) NR+20% MSCI Japan (E)	0.10%	0.00%	0.00%	0.00%	0.10%
	Classic RH SGD Capitalisation	15/4/2021	-0.03%	0.00%	0.00%	0.00%	-0.11%	BNP Paribas Funds Green Tigers	0.07%	0.00%	0.00%	0.00%	-0.02%
	Classic RH SGD MD Distribution	16/4/2021	-0.03%	0.00%	0.00%	0.00%	-0.11%	BNP Paribas Funds Green Tigers	0.07%	0.00%	0.00%	0.00%	-0.02%
BNP Paribas Funds Health Care Innovators													
	Classic Capitalisation	8/4/1997	0.00%	0.06%	0.11%	0.09%	0.07%	MSCI World Health Care 10/40 Net Return Index	0.00%	0.09%	0.11%	0.11%	0.09%
	Classic Distribution	8/4/1997	0.00%	0.06%	0.11%	0.09%	0.07%	MSCI World Health Care 10/40 Net Return Index	0.00%	0.09%	0.11%	0.11%	0.09%
	Classic USD Capitalisation	15/12/2010	0.04%	0.03%	0.10%	0.07%	0.10%	BM PARVEST Equity World Health Care (USD)	0.04%	0.06%	0.10%	0.09%	0.12%
	I Capitalisation	20/3/2008	0.01%	0.08%	0.12%	0.10%	0.11%	MSCI World Health Care 10/40 Net Return Index	0.00%	0.09%	0.11%	0.11%	0.12%
	Privilege Capitalisation	11/2/2013	0.01%	0.07%	0.12%	0.10%	0.12%	MSCI World Health Care 10/40 Net Return Index	0.00%	0.09%	0.11%	0.11%	0.13%
	Privilege Distribution	22/7/2013	0.01%	0.07%	0.12%	0.10%	0.10%	MSCI World Health Care 10/40 Net Return Index	0.00%	0.09%	0.11%	0.11%	0.11%

Sub-Fund	Shares	Inception date	1 Year	3 Years	5 Years	10 Years	Since inception	Benchmark Name	1 Year BM	3 Year BM	5Y BM	10Y BM	Since Inception BM
			%	Average annual compounded return (%)					%	Average annual compounded return (%)			
BNP Paribas Funds Inclusive Growth													
	Classic RH SGD Capitalisation	15/6/2023	0.00%	0.00%	0.00%	0.00%	0.01%	BM MSCI World (NR) Classic RH SGD	0.00%	0.00%	0.00%	0.00%	0.06%
	Classic USD Capitalisation	3/12/2021	0.18%	0.00%	0.00%	0.00%	0.01%	BM MSCI World (NR) - Classic USD	0.24%	0.00%	0.00%	0.00%	0.03%
BNP Paribas Funds India Equity													
	Classic Capitalisation	29/7/2005	0.20%	0.08%	0.09%	0.08%	0.08%	MSCI India (USD) NR	0.21%	0.12%	0.12%	0.10%	0.10%
	Classic Distribution	29/7/2005	0.20%	0.08%	0.09%	0.08%	0.08%	MSCI India (USD) NR	0.21%	0.12%	0.12%	0.10%	0.10%
	Classic EUR Capitalisation	30/9/2010	0.16%	0.12%	0.10%	0.10%	0.06%	MSCI India 10/40 Net Return Index	0.17%	0.16%	0.13%	0.13%	0.07%
	Classic EUR Distribution	21/5/2013	0.16%	0.12%	0.10%	0.10%	0.08%	MSCI India 10/40 Net Return Index	0.17%	0.16%	0.13%	0.13%	0.10%
	I Capitalisation	30/12/2005	0.22%	0.10%	0.10%	0.09%	0.08%	MSCI India (USD) NR	0.21%	0.12%	0.12%	0.10%	0.09%
	Privilege Capitalisation	15/7/2011	0.21%	0.10%	0.10%	0.09%	0.06%	MSCI India (USD) NR	0.21%	0.12%	0.12%	0.10%	0.06%
	Privilege Distribution	16/12/2013	0.21%	0.10%	0.10%	0.09%	0.09%	MSCI India (USD) NR	0.21%	0.12%	0.12%	0.10%	0.10%
BNP Paribas Funds Japan Equity													
	Classic Capitalisation	31/12/1990	0.28%	0.12%	0.12%	0.06%	0.00%	TOPIX (RI) > 31/12/12 > NIKKEI 300	0.28%	0.12%	0.12%	0.09%	0.02%
	Classic Distribution	9/12/1996	0.28%	0.12%	0.12%	0.06%	0.02%	TOPIX (RI) > 31/12/12 > NIKKEI 300	0.28%	0.12%	0.12%	0.09%	0.03%

Sub-Fund	Shares	Inception date	1 Year	3 Years	5 Years	10 Years	Since inception	Benchmark Name	1 Year BM	3 Year BM	5Y BM	10Y BM	Since Inception BM
			%	Average annual compounded return (%)					%	Average annual compounded return (%)			
	Classic EUR Capitalisation	31/12/1990	0.15%	0.05%	0.08%	0.05%	0.01%	TOPIX (RI)	0.16%	0.05%	0.10%	0.09%	0.03%
	Classic H EUR Capitalisation	29/6/2004	0.32%	0.13%	0.12%	0.05%	0.03%	TOPIX Hedge Euro > 31/12/12 > NIKKEI 300 Hedge Euro	0.33%	0.13%	0.13%	0.08%	0.05%
	Classic H USD Capitalisation	6/12/2013	0.35%	0.15%	0.15%	0.07%	0.07%	TOPIX RI (Hedge in USD)	0.35%	0.15%	0.14%	0.09%	0.10%
	Classic USD Capitalisation	31/12/1990	0.20%	0.01%	0.07%	0.03%	0.00%	TOPIX (RI)	0.20%	0.01%	0.07%	0.05%	0.02%
	I Capitalisation	31/12/1990	0.29%	0.13%	0.13%	0.07%	0.01%	TOPIX (RI) > 31/12/12 > NIKKEI 300	0.28%	0.12%	0.12%	0.09%	0.02%
	Privilege Capitalisation	31/12/1990	0.29%	0.13%	0.13%	0.07%	0.01%	TOPIX (RI) > 31/12/12 > NIKKEI 300	0.28%	0.12%	0.12%	0.09%	0.02%
	Privilege Distribution	8/3/2013	0.29%	0.13%	0.13%	0.07%	0.09%	TOPIX (RI) > 31/12/12 > NIKKEI 300	0.28%	0.12%	0.12%	0.09%	0.11%
BNP Paribas Funds Japan Small Cap													
	Classic Capitalisation	4/10/1996	0.23%	0.08%	0.11%	0.10%	0.05%	BM RUSSELL/NOMURA SMALL CAP (RI)>0905	0.23%	0.11%	0.09%	0.09%	0.04%
	Classic Distribution	9/12/1996	0.23%	0.08%	0.11%	0.10%	0.05%	BM RUSSELL/NOMURA SMALL CAP (RI)>0905	0.23%	0.11%	0.09%	0.09%	0.04%
	Classic EUR Capitalisation	4/10/1996	0.11%	0.01%	0.06%	0.09%	0.04%	RUSSELL/NOMURA SMALL CAP (RI)	0.12%	0.03%	0.05%	0.08%	0.04%
	Classic H EUR Capitalisation	29/6/2004	0.26%	0.08%	0.11%	0.09%	0.06%	RUSSELL/NOMURA SMALL CAP (RI) Hedged EUR	0.27%	0.11%	0.10%	0.08%	0.06%
	Classic RH SGD Cap	25/1/2024	N.A.	N.A.	N.A.	N.A.	N.A.	Russell Nomura Small Caps (hedged in SGD) RI	N.A.	N.A.	N.A.	N.A.	N.A.

Sub-Fund	Shares	Inception date	1 Year	3 Years	5 Years	10 Years	Since inception	Benchmark Name	1 Year BM	3 Year BM	5Y BM	10Y BM	Since Inception BM
			%	Average annual compounded return (%)					%	Average annual compounded return (%)			
	Classic H USD Capitalisation	12/11/2013	0.29%	0.10%	0.13%	0.11%	0.12%	BM Parvest Equity Japan Small Cap [H USD]	0.30%	0.13%	0.11%	0.09%	0.10%
	Classic SGD Cap	Not launched	N.A.	N.A.	N.A.	N.A.	N.A.	Russell Nomura Small Caps (RI)	N.A.	N.A.	N.A.	N.A.	N.A.
	Classic USD Capitalisation	15/9/2023	0.00%	0.00%	0.00%	0.00%	0.05%	BM RUSSELL/NOMURA SMALL CAP (RI)>0905	0.00%	0.00%	0.00%	0.00%	0.05%
	I Capitalisation	4/10/1996	0.24%	0.09%	0.12%	0.11%	0.06%	BM RUSSELL/NOMURA SMALL CAP (RI)>0905	0.23%	0.11%	0.09%	0.09%	0.04%
	Privilege Capitalisation	4/10/1996	0.24%	0.09%	0.12%	0.11%	0.05%	BM RUSSELL/NOMURA SMALL CAP (RI)>0905	0.23%	0.11%	0.09%	0.09%	0.04%
	Privilege H USD Capitalisation	21/4/2017	0.31%	0.11%	0.14%	0.00%	0.11%	BM Parvest Equity Japan Small Cap [H USD]	0.30%	0.13%	0.11%	0.00%	0.09%
BNP Paribas Funds Latin America Equity													
	Classic Capitalisation	23/1/1997	0.24%	0.04%	0.01%	-0.02%	0.04%	BENCH PARVEST EQUITY LATIN AMERICA	0.33%	0.10%	0.06%	0.02%	0.08%
	Classic Distribution	10/11/2000	0.24%	0.04%	0.01%	-0.02%	0.05%	BENCH PARVEST EQUITY LATIN AMERICA	0.33%	0.10%	0.06%	0.02%	0.09%
	Classic EUR Capitalisation	23/1/1997	0.19%	0.07%	0.02%	0.01%	0.04%	MSCI EM LATIN AMERICA 10/40 (NR)	0.28%	0.14%	0.07%	0.05%	0.08%
	I Capitalisation	23/1/1997	0.25%	0.05%	0.03%	-0.01%	0.05%	BENCH PARVEST EQUITY LATIN AMERICA	0.33%	0.10%	0.06%	0.02%	0.08%
	Privilege Capitalisation	23/1/1997	0.25%	0.05%	0.02%	-0.01%	0.05%	BENCH PARVEST EQUITY LATIN AMERICA	0.33%	0.10%	0.06%	0.02%	0.08%

Sub-Fund	Shares	Inception date	1 Year	3 Years	5 Years	10 Years	Since inception	Benchmark Name	1 Year BM	3 Year BM	5Y BM	10Y BM	Since Inception BM
			%	Average annual compounded return (%)					%	Average annual compounded return (%)			
BNP Paribas Funds Local Emerging Bond													
	Classic Capitalisation	11/5/2006	0.13%	-0.04%	0.00%	-0.02%	0.01%	JPM GBI EM Global Diversified Gross Return Index	0.13%	-0.03%	0.01%	0.00%	0.03%
	Classic Distribution	11/5/2006	0.13%	-0.04%	0.00%	-0.02%	0.01%	JPM GBI EM Global Diversified Gross Return Index	0.13%	-0.03%	0.01%	0.00%	0.03%
	Classic EUR Capitalisation	28/9/2010	0.09%	0.00%	0.00%	0.00%	0.00%	JPM GBI-EM GLOBAL DIVERSIFIED	0.09%	0.00%	0.02%	0.02%	0.02%
	Classic EUR Distribution	28/9/2010	0.09%	0.00%	0.00%	0.00%	0.00%	JPM GBI-EM GLOBAL DIVERSIFIED	0.09%	0.00%	0.02%	0.02%	0.02%
	Classic RH EUR Capitalisation	7/4/2010	0.10%	-0.06%	-0.03%	-0.04%	-0.03%	JPM GBI EM Global Diversified Gross Return Index hedge EUR	0.05%	-0.04%	0.00%	0.00%	0.02%
	Classic RH EUR Distribution	7/4/2010	0.10%	-0.06%	-0.03%	-0.04%	-0.03%	JPM GBI EM Global Diversified Gross Return Index hedge EUR	0.05%	-0.04%	0.00%	0.00%	0.02%
	I Capitalisation	11/5/2006	0.14%	-0.03%	0.01%	-0.01%	0.02%	JPM GBI EM Global Diversified Gross Return Index	0.13%	-0.03%	0.01%	0.00%	0.03%
	I RH EUR Capitalisation	2/9/2009	0.11%	-0.05%	-0.02%	-0.03%	-0.01%	JPM GBI EM Global Diversified Gross Return Index hedge EUR	0.05%	-0.04%	0.00%	0.00%	0.03%
	Privilege Capitalisation	25/5/2012	0.14%	-0.03%	0.01%	-0.01%	-0.02%	JPM GBI EM Global Diversified Gross Return Index	0.13%	-0.03%	0.01%	0.00%	0.00%
	Privilege Distribution	12/2/2013	0.14%	-0.03%	0.01%	-0.01%	-0.02%	JPM GBI EM Global Diversified Gross Return Index	0.13%	-0.03%	0.01%	0.00%	-0.01%

Sub-Fund	Shares	Inception date	1 Year	3 Years	5 Years	10 Years	Since inception	Benchmark Name	1 Year BM	3 Year BM	5Y BM	10Y BM	Since Inception BM
			%	Average annual compounded return (%)					%	Average annual compounded return (%)			
BNP Paribas Funds Multi-Asset Opportunities													
	Classic Capitalisation	25/4/2016	0.02%	-0.11%	-0.04%	0.00%	-0.02%	No BM	0.00%	0.00%	0.00%	0.00%	0.00%
	Classic HKD MD Distribution	25/4/2016	0.02%	-0.11%	-0.04%	0.00%	-0.02%	No BM	0.00%	0.00%	0.00%	0.00%	0.00%
	Classic MD Distribution	25/4/2016	0.02%	-0.11%	-0.04%	0.00%	-0.02%	No BM	0.00%	0.00%	0.00%	0.00%	0.00%
	Classic RH AUD MD Distribution	25/4/2016	-0.01%	-0.13%	-0.06%	0.00%	-0.03%	No BM	0.00%	0.00%	0.00%	0.00%	0.00%
	Classic RH CNH MD Distribution	25/4/2016	-0.01%	-0.11%	-0.04%	0.00%	-0.01%	No BM	0.00%	0.00%	0.00%	0.00%	0.00%
	Classic RH EUR Capitalisation	25/8/2017	-0.01%	-0.13%	-0.06%	0.00%	-0.07%	No BM	0.00%	0.00%	0.00%	0.00%	0.00%
	Classic RH SGD MD Distribution	25/4/2016	0.00%	-0.12%	-0.05%	0.00%	-0.02%	No BM	0.00%	0.00%	0.00%	0.00%	0.00%
	I Capitalisation	25/01/2016 (sleeping)	N.A.	N.A.	N.A.	N.A.	N.A.	No BM	N.A.	N.A.	N.A.	N.A.	N.A.

Sub-Fund	Shares	Inception date	1 Year	3 Years	5 Years	10 Years	Since inception	Benchmark Name	1 Year BM	3 Year BM	5Y BM	10Y BM	Since Inception BM
			%	Average annual compounded return (%)					%	Average annual compounded return (%)			
BNP Paribas Funds Multi-Asset Thematic													
	Classic Capitalisation	17/5/2021	0.04%	0.00%	0.00%	0.00%	-0.04%	No BM	0.00%	0.00%	0.00%	0.00%	0.00%
	Classic MD Distribution	3/9/2021	0.04%	0.00%	0.00%	0.00%	-0.07%	No BM	0.00%	0.00%	0.00%	0.00%	0.00%
	Classic RH AUD Capitalisation	24/2/2022	0.04%	0.00%	0.00%	0.00%	-0.01%	No BM	0.00%	0.00%	0.00%	0.00%	0.00%
	Classic RH AUD MD Distribution	3/9/2021	0.04%	0.00%	0.00%	0.00%	-0.06%	No BM	0.00%	0.00%	0.00%	0.00%	0.00%
	Classic RH CAD MD Distribution	3/9/2021	0.05%	0.00%	0.00%	0.00%	-0.05%	No BM	0.00%	0.00%	0.00%	0.00%	0.00%
	Classic RH CNH MD Distribution	24/2/2022	0.03%	0.00%	0.00%	0.00%	-0.01%	No BM	0.00%	0.00%	0.00%	0.00%	0.00%
	Classic RH HKD MD Distribution	3/9/2021	0.05%	0.00%	0.00%	0.00%	-0.05%	No BM	0.00%	0.00%	0.00%	0.00%	0.00%
	Classic RH SGD Capitalisation	3/9/2021	0.04%	0.00%	0.00%	0.00%	-0.06%	No BM	0.00%	0.00%	0.00%	0.00%	0.00%
	Classic RH SGD MD Distribution	3/9/2021	0.04%	0.00%	0.00%	0.00%	-0.06%	No BM	0.00%	0.00%	0.00%	0.00%	0.00%
	Classic RH USD Capitalisation	3/9/2021	0.06%	0.00%	0.00%	0.00%	-0.05%	No BM	0.00%	0.00%	0.00%	0.00%	0.00%
	Classic RH USD MD Distribution	3/9/2021	0.06%	0.00%	0.00%	0.00%	-0.05%	No BM	0.00%	0.00%	0.00%	0.00%	0.00%

Sub-Fund	Shares	Inception date	1 Year	3 Years	5 Years	10 Years	Since inception	Benchmark Name	1 Year BM	3 Year BM	5Y BM	10Y BM	Since Inception BM
			%	Average annual compounded return (%)					%	Average annual compounded return (%)			
	I Capitalisation	17/5/2021	0.04%	0.00%	0.00%	0.00%	-0.03%	No BM	0.00%	0.00%	0.00%	0.00%	0.00%
	Privilege Capitalisation	17/05/2021 (inactive - no performance)	N.A.	N.A.	N.A.	N.A.	N.A.	No BM	N.A.	N.A.	N.A.	N.A.	N.A.
	Privilege MD Distribution	24/02/2022 (sleeping)	N.A.	N.A.	N.A.	N.A.	N.A.	No BM	N.A.	N.A.	N.A.	N.A.	N.A.
	Privilege RH USD Capitalisation	24/2/2022	0.07%	0.00%	0.00%	0.00%	0.01%	No BM	0.00%	0.00%	0.00%	0.00%	0.00%
	Privilege RH USD MD Distribution	3/9/2021	0.07%	0.00%	0.00%	0.00%	-0.04%	No BM	0.00%	0.00%	0.00%	0.00%	0.00%
BNP Paribas Funds Russia Equity													
	Classic Capitalisation	17/05/2013 (sleeping)	N.A.	N.A.	N.A.	N.A.	N.A.	No BM	N.A.	N.A.	N.A.	N.A.	N.A.
	Classic Distribution	17/05/2013 (sleeping)	N.A.	N.A.	N.A.	N.A.	N.A.	No BM	N.A.	N.A.	N.A.	N.A.	N.A.
	Classic USD Capitalisation	17/05/2013 (sleeping)	N.A.	N.A.	N.A.	N.A.	N.A.	No BM	N.A.	N.A.	N.A.	N.A.	N.A.
	Classic USD Distribution	17/05/2013 (sleeping)	N.A.	N.A.	N.A.	N.A.	N.A.	No BM	N.A.	N.A.	N.A.	N.A.	N.A.
	I Capitalisation	17/05/2013 (sleeping)	N.A.	N.A.	N.A.	N.A.	N.A.	No BM	N.A.	N.A.	N.A.	N.A.	N.A.
	Privilege Capitalisation	17/05/2013 (sleeping)	N.A.	N.A.	N.A.	N.A.	N.A.	No BM	N.A.	N.A.	N.A.	N.A.	N.A.
	Privilege Distribution	17/05/2013 (sleeping)	N.A.	N.A.	N.A.	N.A.	N.A.	No BM	N.A.	N.A.	N.A.	N.A.	N.A.

Sub-Fund	Shares	Inception date	1 Year	3 Years	5 Years	10 Years	Since inception	Benchmark Name	1 Year BM	3 Year BM	5Y BM	10Y BM	Since Inception BM
			%	Average annual compounded return (%)					%	Average annual compounded return (%)			
BNP Paribas Funds SMaRT Food													
	Classic Capitalisation	15/4/2015	-0.05%	0.00%	0.05%	0.00%	0.02%	BM BNP Paribas Funds SMaRT Food	0.18%	0.09%	0.13%	0.00%	0.07%
	Classic RH USD Capitalisation	21/4/2017	-0.03%	0.02%	0.08%	0.00%	0.04%	MSCI AC World NR(USD-H)	0.19%	0.09%	0.13%	0.00%	0.10%
	Classic RH USD MD Distribution	12/12/2019	-0.03%	0.02%	0.00%	0.00%	0.02%	MSCI AC World NR(USD-H)	0.19%	0.09%	0.00%	0.00%	0.10%
	Classic SGD Capitalisation	15/3/2018	-0.04%	0.00%	0.00%	0.00%	-0.02%	MSCI AC World NR	0.20%	0.00%	0.11%	0.00%	0.08%
	Classic USD Capitalisation	15/3/2018	-0.02%	-0.03%	0.04%	0.00%	0.01%	MSCI AC World NR	0.22%	0.06%	0.12%	0.00%	0.08%
BNP Paribas Funds Sustainable Asia ex-Japan Equity													
	Classic Capitalisation	6/4/1999	-0.01%	-0.11%	0.00%	0.02%	0.06%	BM MSCI AC ASIA EX JAPAN (USD) (NR)	0.06%	-0.07%	0.04%	0.04%	0.07%
	Classic Distribution	6/4/1999	-0.01%	-0.11%	0.00%	0.02%	0.06%	BM MSCI AC ASIA EX JAPAN (USD) (NR)	0.06%	-0.07%	0.04%	0.04%	0.07%
	Classic EUR Capitalisation	6/4/1999	-0.04%	-0.08%	0.00%	0.04%	0.05%	MSCI AC Asia ex Japan Net Return Index	0.02%	-0.04%	0.04%	0.06%	0.06%
	Classic EUR Distribution	6/4/1999	-0.04%	-0.08%	0.00%	0.04%	0.05%	MSCI AC Asia ex Japan Net Return Index	0.02%	-0.04%	0.04%	0.06%	0.06%
	Classic MD Distribution	13/6/2019	-0.01%	-0.11%	0.00%	0.00%	-0.02%	BM MSCI AC ASIA EX JAPAN (USD) (NR)	0.06%	-0.07%	0.00%	0.00%	0.03%
	Classic RH AUD	20/5/2016	-0.03%	-0.13%	-0.03%	0.00%	0.03%	MSCI AC ASIA EX JAPAN (EUR) (NR) H	0.02%	-0.03%	0.05%	0.00%	0.07%

Sub-Fund	Shares	Inception date	1 Year	3 Years	5 Years	10 Years	Since inception	Benchmark Name	1 Year BM	3 Year BM	5Y BM	10Y BM	Since Inception BM
			%	Average annual compounded return (%)					%	Average annual compounded return (%)			
	Capitalisation							AUD					
	Classic RH SGD Capitalisation	20/5/2016	-0.03%	-0.12%	-0.01%	0.00%	0.03%	MSCI AC ASIA EX JAPAN (EUR) (NR) H SGD	0.03%	-0.03%	0.06%	0.00%	0.08%
	I Capitalisation	8/9/2004	0.00%	-0.11%	0.01%	0.03%	0.07%	BM MSCI AC ASIA EX JAPAN (USD) (NR)	0.06%	-0.07%	0.04%	0.04%	0.07%
	I EUR Capitalisation	8/9/2004	-0.03%	-0.07%	0.01%	0.05%	0.08%	MSCI AC Asia ex Japan Net Return Index	0.02%	-0.04%	0.04%	0.06%	0.08%
	Privilege Capitalisation	15/7/2011	0.00%	-0.11%	0.01%	0.03%	0.02%	BM MSCI AC ASIA EX JAPAN (USD) (NR)	0.06%	-0.07%	0.04%	0.04%	0.03%
	Privilege EUR Capitalisation	13/6/2019	-0.03%	-0.08%	0.00%	0.00%	0.00%	MSCI AC Asia ex Japan Net Return Index	0.02%	-0.04%	0.00%	0.00%	0.03%
	Privilege EUR Distribution	14/2/2013	-0.03%	-0.08%	0.01%	0.05%	0.04%	MSCI AC Asia ex Japan Net Return Index	0.02%	-0.04%	0.04%	0.06%	0.05%
BNP Paribas Funds Sustainable Asian Cities Bond													
	Classic Capitalisation	28/5/1998	0.05%	-0.06%	-0.01%	0.00%	0.04%	BM JPM Asia Credit Index -- (USD) RI (Official)	0.07%	-0.02%	0.02%	0.03%	0.06%
	Classic Distribution	28/5/1998	0.05%	-0.06%	-0.01%	0.00%	0.04%	BM JPM Asia Credit Index -- (USD) RI (Official)	0.07%	-0.02%	0.02%	0.03%	0.06%
	Classic EUR Capitalisation	30/9/2010	0.01%	-0.03%	0.00%	0.03%	0.03%	JPM Asia Credit Index -- (USD) RI	0.03%	0.01%	0.03%	0.05%	0.05%
	Classic EUR Distribution	26/4/2012	0.01%	-0.03%	0.00%	0.03%	0.02%	JPM Asia Credit Index -- (USD) RI	0.03%	0.01%	0.03%	0.05%	0.05%
	Classic MD Distribution	29/11/2010	0.05%	-0.06%	-0.01%	0.00%	0.01%	BM JPM Asia Credit Index -- (USD) RI	0.07%	-0.02%	0.02%	0.03%	0.04%

Sub-Fund	Shares	Inception date	1 Year	3 Years	5 Years	10 Years	Since inception	Benchmark Name	1 Year BM	3 Year BM	5Y BM	10Y BM	Since Inception BM
			%	Average annual compounded return (%)					%	Average annual compounded return (%)			
								(Official)					
	Classic RH AUD MD Distribution	15/2/2013	0.03%	-0.07%	-0.02%	0.00%	0.00%	BM BNP Paribas Funds Asia Ex-Japan Bond H AUD	0.06%	-0.03%	0.01%	0.04%	0.03%
	Classic RH HKD MD Distribution	28/12/2022	0.03%	0.00%	0.00%	0.00%	0.04%	BM JPM Asia Credit Index -- Classic RH HKD MD	0.06%	0.00%	0.00%	0.00%	0.06%
	Classic RH SGD MD Distribution	7/8/2012	0.03%	-0.07%	-0.02%	0.00%	0.00%	BM BNP Paribas Funds Asia Ex-Japan Bond H SGD	0.06%	-0.03%	0.02%	0.03%	0.03%
	I Capitalisation	3/2/2009	0.05%	-0.06%	0.00%	0.01%	0.05%	BM JPM Asia Credit Index -- (USD) RI (Official)	0.07%	-0.02%	0.02%	0.03%	0.05%
	Privilege Capitalisation	11/2/2013	0.05%	-0.06%	-0.01%	0.01%	0.01%	BM JPM Asia Credit Index -- (USD) RI (Official)	0.07%	-0.02%	0.02%	0.03%	0.03%
	Privilege Distribution	10/12/2013	0.05%	-0.06%	-0.01%	0.01%	0.01%	BM JPM Asia Credit Index -- (USD) RI (Official)	0.07%	-0.02%	0.02%	0.03%	0.03%
BNP Paribas Funds Sustainable Europe Dividend													
	Classic Capitalisation	16/10/2000	0.15%	0.08%	0.07%	0.03%	0.01%	MSCI EUROPE (NR)	0.16%	0.09%	0.10%	0.06%	0.03%
	Classic Distribution	16/10/2000	0.15%	0.08%	0.07%	0.03%	0.01%	MSCI EUROPE (NR)	0.16%	0.09%	0.10%	0.06%	0.03%
	I Capitalisation	17/10/2000	0.16%	0.09%	0.08%	0.04%	0.02%	MSCI EUROPE (NR)	0.16%	0.09%	0.10%	0.06%	0.04%
	Privilege Capitalisation	17/10/2000	0.16%	0.09%	0.08%	0.04%	0.01%	MSCI EUROPE (NR)	0.16%	0.09%	0.10%	0.06%	0.04%

Sub-Fund	Shares	Inception date	1 Year	3 Years	5 Years	10 Years	Since inception	Benchmark Name	1 Year BM	3 Year BM	5Y BM	10Y BM	Since Inception BM
			%	Average annual compounded return (%)					%	Average annual compounded return (%)			
	Privilege Distribution	21/2/2013	0.16%	0.09%	0.08%	0.04%	0.05%	MSCI EUROPE (NR)	0.16%	0.09%	0.10%	0.06%	0.08%
BNP Paribas Funds Sustainable Global Corporate Bond													
	Classic Capitalisation	9/4/2008	0.09%	-0.03%	0.01%	0.02%	0.04%	BENCHMARK PARVEST BOND WORLD CORPORATE	0.10%	-0.02%	0.02%	0.03%	0.04%
	Classic Distribution	9/4/2008	0.09%	-0.03%	0.01%	0.02%	0.04%	BENCHMARK PARVEST BOND WORLD CORPORATE	0.10%	-0.02%	0.02%	0.03%	0.04%
	Classic H EUR Capitalisation	24/2/2014	0.06%	-0.05%	-0.01%	0.00%	0.00%	BENCHMARK PARVEST BOND WORLD CORPORATE H-EUR	0.07%	-0.04%	0.01%	0.00%	0.01%
	I Capitalisation	9/4/2008	0.09%	-0.02%	0.02%	0.03%	0.04%	BENCHMARK PARVEST BOND WORLD CORPORATE	0.10%	-0.02%	0.02%	0.03%	0.04%
	Privilege Capitalisation	9/4/2008	0.09%	-0.03%	0.02%	0.01%	0.03%	BENCHMARK PARVEST BOND WORLD CORPORATE	0.10%	-0.02%	0.02%	0.03%	0.04%
BNP Paribas Funds Sustainable Global Equity													
	Classic Capitalisation	1/4/2015	0.20%	-0.02%	0.07%	0.00%	0.05%	MSCI AC WORLD (NR)	0.22%	0.06%	0.12%	0.00%	0.08%
	Classic Distribution	28/12/2017	0.20%	-0.02%	0.07%	0.00%	0.04%	MSCI AC WORLD (NR)	0.22%	0.06%	0.12%	0.00%	0.08%
	Classic EUR Capitalisation	29/1/2016	0.16%	0.02%	0.08%	0.00%	0.07%	BM Parvest Equity Best Selection World (EUR)	0.18%	0.09%	0.13%	0.00%	0.10%

Sub-Fund	Shares	Inception date	1 Year	3 Years	5 Years	10 Years	Since inception	Benchmark Name	1 Year BM	3 Year BM	5Y BM	10Y BM	Since Inception BM
			%	Average annual compounded return (%)					%	Average annual compounded return (%)			
	Classic EUR Distribution	29/1/2016	0.16%	0.02%	0.08%	0.00%	0.07%	BM Parvest Equity Best Selection World (EUR)	0.18%	0.09%	0.13%	0.00%	0.10%
	I Capitalisation	1/4/2015	0.21%	-0.01%	0.09%	0.00%	0.06%	MSCI AC WORLD (NR)	0.22%	0.06%	0.12%	0.00%	0.08%
	Privilege Capitalisation	1/4/2015	0.21%	-0.01%	0.08%	0.00%	0.06%	MSCI AC WORLD (NR)	0.22%	0.06%	0.12%	0.00%	0.08%
BNP Paribas Funds Sustainable Global Low Vol Equity													
	Classic Capitalisation	31/3/2011	0.09%	0.07%	0.08%	0.08%	0.08%	BM MSCI World Net Return Index	0.20%	0.11%	0.14%	0.11%	0.11%
	Classic Distribution	31/3/2011	0.09%	0.07%	0.08%	0.08%	0.08%	BM MSCI World Net Return Index	0.20%	0.11%	0.14%	0.11%	0.11%
	Classic USD Capitalisation	30/11/2012	0.12%	0.04%	0.07%	0.05%	0.07%	MSCI World Net Return Index	0.24%	0.07%	0.13%	0.09%	0.10%
	Classic USD Distribution	30/11/2012	0.12%	0.04%	0.07%	0.05%	0.07%	MSCI World Net Return Index	0.24%	0.07%	0.13%	0.09%	0.10%
	I Capitalisation	31/3/2011	0.10%	0.08%	0.09%	0.09%	0.10%	BM MSCI World Net Return Index	0.20%	0.11%	0.14%	0.11%	0.11%
	I USD Capitalisation	13/10/2023	0.00%	0.00%	0.00%	0.00%	0.11%	MSCI World Net Return Index	0.00%	0.00%	0.00%	0.00%	0.11%
	Privilege Capitalisation	9/5/2012	0.09%	0.08%	0.09%	0.09%	0.09%	BM MSCI World Net Return Index	0.20%	0.11%	0.14%	0.11%	0.12%
BNP Paribas Funds Sustainable Multi-Asset Balanced													
	Classic RH AUD MD	25/2/2021	0.08%	0.00%	0.00%	0.00%	0.01%	BM BNP Paribas Funds Sustainable Multi Asset	0.13%	0.00%	0.00%	0.00%	0.03%

Sub-Fund	Shares	Inception date	1 Year	3 Years	5 Years	10 Years	Since inception	Benchmark Name	1 Year BM	3 Year BM	5Y BM	10Y BM	Since Inception BM
			%	Average annual compounded return (%)					%	Average annual compounded return (%)			
	Distribution							Balanced					
	Classic RH CAD MD Distribution	25/2/2021	0.09%	0.00%	0.00%	0.00%	0.01%	BM BNP Paribas Funds Sustainable Multi-Asset Balanced	0.15%	0.00%	0.00%	0.00%	0.04%
	Classic RH HKD MD Distribution	25/2/2021	0.09%	0.00%	0.00%	0.00%	0.01%	BM BNP Paribas Funds Sustainable Multi Asset Balanced	0.14%	0.00%	0.00%	0.00%	0.04%
	Classic RH SGD Capitalisation	3/9/2021	0.09%	0.00%	0.00%	0.00%	-0.03%	BM BNP Paribas Funds Sustainable Multi Asset Balanced	0.13%	0.00%	0.00%	0.00%	0.00%
	Classic RH SGD MD Distribution	25/2/2021	0.09%	0.00%	0.00%	0.00%	0.01%	BM BNP Paribas Funds Sustainable Multi Asset Balanced	0.13%	0.00%	0.00%	0.00%	0.03%
	Classic RH USD Capitalisation	13/2/2019	0.10%	0.02%	0.00%	0.00%	0.04%	BM BNP Paribas Funds Sustainable Multi-Asset Balanced H USD	0.15%	0.04%	0.00%	0.00%	0.07%
	Classic RH USD MD Distribution	24/7/2020	0.10%	0.02%	0.00%	0.00%	0.04%	BM BNP Paribas Funds Sustainable Multi-Asset Balanced H USD	0.15%	0.04%	0.00%	0.00%	0.06%
BNP Paribas Funds Sustainable Multi-Asset Growth													
	Classic RH SGD Capitalisation	3/9/2021	0.10%	0.00%	0.00%	0.00%	-0.02%	BM BNP Paribas Funds Sustainable Multi Asset Growth	0.16%	0.00%	0.00%	0.00%	0.03%
	Classic RH SGD MD Distribution	25/2/2021	0.10%	0.00%	0.00%	0.00%	0.03%	BM BNP Paribas Funds Sustainable Multi Asset Growth	0.16%	0.00%	0.00%	0.00%	0.07%
	Classic RH USD Capitalisation	3/9/2021	0.11%	0.00%	0.00%	0.00%	-0.01%	BM BNP Paribas Funds Sustainable Multi-Asset Growth H USD	0.18%	0.00%	0.00%	0.00%	0.03%

Sub-Fund	Shares	Inception date	1 Year	3 Years	5 Years	10 Years	Since inception	Benchmark Name	1 Year BM	3 Year BM	5Y BM	10Y BM	Since Inception BM
			%	Average annual compounded return (%)					%	Average annual compounded return (%)			
	Classic RH USD MD Distribution	24/7/2020	0.11%	0.04%	0.00%	0.00%	0.07%	BM BNP Paribas Funds Sustainable Multi-Asset Growth H USD	0.18%	0.08%	0.00%	0.00%	0.10%
BNP Paribas Funds Sustainable US Value Multi-Factor Equity													
	Classic Capitalisation	15/9/2017	0.11%	0.11%	0.11%	0.00%	0.09%	BM MSCI USA Value NR	0.08%	0.08%	0.10%	0.00%	0.07%
	Classic Distribution	15/9/2017	0.11%	0.11%	0.11%	0.00%	0.09%	BM MSCI USA Value NR	0.08%	0.08%	0.10%	0.00%	0.07%
	Classic EUR Capitalisation	15/9/2017	0.08%	0.15%	0.11%	0.00%	0.10%	BM MSCI USA VALUE NR H EUR	0.06%	0.07%	0.09%	0.00%	0.07%
	Classic H EUR Capitalisation	15/9/2017	0.09%	0.09%	0.08%	0.00%	0.06%	BM MSCI USA VALUE NR	0.06%	0.07%	0.09%	0.00%	0.07%
	Classic H EUR Distribution	15/9/2017	0.09%	0.08%	0.08%	0.00%	0.06%	BM MSCI USA VALUE NR	0.06%	0.07%	0.09%	0.00%	0.07%
	I Capitalisation	15/9/2017	0.12%	0.12%	0.12%	0.00%	0.10%	BM MSCI USA Value NR	0.08%	0.08%	0.10%	0.00%	0.07%
	IH EUR Capitalisation	15/9/2017	0.10%	0.10%	0.09%	0.00%	0.07%	BM MSCI USA VALUE NR	0.06%	0.07%	0.09%	0.00%	0.07%
	Privilege Capitalisation	15/9/2017	0.12%	0.11%	0.12%	0.00%	0.10%	BM MSCI USA Value NR	0.08%	0.08%	0.10%	0.00%	0.07%
BNP Paribas Funds Target Risk Balanced													
	Classic Capitalisation	5/1/1998	0.05%	-0.03%	0.01%	0.02%	0.02%	No BM	0.00%	0.00%	0.00%	0.00%	0.00%
	Classic Distribution	5/1/1998	0.05%	-0.03%	0.01%	0.02%	0.02%	No BM	0.00%	0.00%	0.00%	0.00%	0.00%
	I Capitalisation	5/1/1998	0.06%	-0.02%	0.02%	0.02%	0.03%	No BM	0.00%	0.00%	0.00%	0.00%	0.00%

Sub-Fund	Shares	Inception date	1 Year	3 Years	5 Years	10 Years	Since inception	Benchmark Name	1 Year BM	3 Year BM	5Y BM	10Y BM	Since Inception BM
			%	Average annual compounded return (%)					%	Average annual compounded return (%)			
	Privilege Capitalisation	5/1/1998	0.06%	-0.02%	0.01%	0.02%	0.02%	No BM	0.00%	0.00%	0.00%	0.00%	0.00%
	Privilege Distribution	22/2/2013	0.06%	-0.02%	0.01%	0.02%	0.02%	No BM	0.00%	0.00%	0.00%	0.00%	0.00%
BNP Paribas Funds US Growth													
	Classic Capitalisation	29/6/1994	0.38%	0.06%	0.17%	0.12%	0.09%	100% RUSSELL 1000 GROWTH (RI)	0.43%	0.09%	0.20%	0.15%	0.12%
	Classic Distribution	29/6/1994	0.38%	0.06%	0.17%	0.12%	0.09%	100% RUSSELL 1000 GROWTH (RI)	0.43%	0.09%	0.20%	0.15%	0.12%
	Classic EUR Capitalisation	29/9/2010	0.33%	0.10%	0.17%	0.14%	0.15%	100% RUSSELL 1000 GROWTH (RI)	0.38%	0.13%	0.20%	0.17%	0.18%
	Classic H EUR Capitalisation	25/5/2012	0.34%	0.04%	0.14%	0.10%	0.11%	100% Russell 1000 Growth (RI)-100%USD Int1M+100%EUR Int1M	0.39%	0.07%	0.17%	0.13%	0.14%
	I Capitalisation	30/12/2005	0.39%	0.07%	0.18%	0.13%	0.11%	100% RUSSELL 1000 GROWTH (RI)	0.43%	0.09%	0.20%	0.15%	0.12%
	Privilege Capitalisation	13/2/2013	0.39%	0.07%	0.18%	0.13%	0.14%	100% RUSSELL 1000 GROWTH (RI)	0.43%	0.09%	0.20%	0.15%	0.16%
BNP Paribas Funds US Mid Cap													
	Classic Capitalisation	31/1/2006	0.17%	0.05%	0.10%	0.05%	0.07%	RUSSELL MID CAP INDEX (FRC) (RI)	0.17%	0.06%	0.13%	0.09%	0.09%
	Classic Distribution	31/1/2006	0.17%	0.05%	0.10%	0.05%	0.07%	RUSSELL MID CAP INDEX (FRC) (RI)	0.17%	0.06%	0.13%	0.09%	0.09%
	Classic EUR Capitalisation	31/1/2006	0.13%	0.09%	0.11%	0.08%	0.07%	Russell Midcap (RI)	0.13%	0.10%	0.13%	0.12%	0.09%
	Classic H SGD Capitalisation	20/5/2014	0.15%	0.04%	0.09%	0.00%	0.05%	BM PARVEST EQUITY USA MID CAP Hedged SGD	0.15%	0.05%	0.12%	0.00%	0.09%

Sub-Fund	Shares	Inception date	1 Year	3 Years	5 Years	10 Years	Since inception	Benchmark Name	1 Year BM	3 Year BM	5Y BM	10Y BM	Since Inception BM
			%	Average annual compounded return (%)					%	Average annual compounded return (%)			
	I Capitalisation	31/1/2006	0.18%	0.07%	0.11%	0.07%	0.08%	RUSSELL MID CAP INDEX (FRC) (RI)	0.17%	0.06%	0.13%	0.09%	0.09%
BNP Paribas Funds US Small Cap													
	Classic Capitalisation	19/3/2001	0.16%	0.02%	0.11%	0.08%	0.09%	Russell 2000 Gross Return Index	0.17%	0.02%	0.10%	0.07%	0.08%
	Classic Distribution	19/3/2001	0.16%	0.02%	0.11%	0.08%	0.09%	Russell 2000 Gross Return Index	0.17%	0.02%	0.10%	0.07%	0.08%
	Classic EUR Capitalisation	19/3/2001	0.12%	0.06%	0.12%	0.10%	0.07%	RUSSELL 2000 (RI)	0.13%	0.06%	0.11%	0.10%	0.07%
	Classic EUR Distribution	19/3/2001	0.12%	0.06%	0.12%	0.10%	0.07%	RUSSELL 2000 (RI)	0.13%	0.06%	0.11%	0.10%	0.07%
	Classic H EUR Capitalisation	15/7/2011	0.13%	0.00%	0.09%	0.06%	0.07%	Russell 2000 (RI) Hedged EUR	0.14%	0.00%	0.07%	0.05%	0.07%
	Classic H SGD Capitalisation	16/10/2020	0.14%	0.01%	0.00%	0.00%	0.06%	Russell 2000 RI H SGD	0.15%	0.01%	0.00%	0.00%	0.07%
	I Capitalisation	24/9/2003	0.18%	0.04%	0.13%	0.09%	0.10%	Russell 2000 Gross Return Index	0.17%	0.02%	0.10%	0.07%	0.09%
	Privilege Capitalisation	9/8/2011	0.17%	0.04%	0.12%	0.09%	0.12%	Russell 2000 Gross Return Index	0.17%	0.02%	0.10%	0.07%	0.11%
	Privilege Distribution	22/7/2013	0.17%	0.04%	0.12%	0.09%	0.09%	Russell 2000 Gross Return Index	0.17%	0.02%	0.10%	0.07%	0.08%
	U16 Capitalisation	16/11/2023	0.00%	0.00%	0.00%	0.00%	0.15%	Russell 2000 Gross Return Index	0.00%	0.00%	0.00%	0.00%	0.15%
	U16 EUR Capitalisation	17/08/2023 (first performance on 29/01/2024 - valuation is not available)	N.A.	N.A.	N.A.	N.A.	N.A.	Russell 2000 (RI)	N.A.	N.A.	N.A.	N.A.	N.A.

Sub-Fund	Shares	Inception date	1 Year	3 Years	5 Years	10 Years	Since inception	Benchmark Name	1 Year BM	3 Year BM	5Y BM	10Y BM	Since Inception BM
			%	Average annual compounded return (%)					%	Average annual compounded return (%)			
	U16 EUR QD Distribution	17/08/2023 (first performance on 29/01/2024 - valuation is not available)	N.A.	N.A.	N.A.	N.A.	N.A.	Russell 2000 (RI)	N.A.	N.A.	N.A.	N.A.	N.A.
	U16 HKD Capitalisation	17/08/2023 (first performance on 29/01/2024 - valuation is not available)	N.A.	N.A.	N.A.	N.A.	N.A.	Russell 2000 (RI)	N.A.	N.A.	N.A.	N.A.	N.A.
	U16 QD Distribution	27/12/2023	N.A.	N.A.	N.A.	N.A.	N.A.	Russell 2000 (RI)	N.A.	N.A.	N.A.	N.A.	N.A.
	U16 RH EUR Capitalisation	17/08/2023 (first performance on 29/01/2024 - valuation is not available)	N.A.	N.A.	N.A.	N.A.	N.A.	Russell 2000 (RI) (Hedged in EUR)	N.A.	N.A.	N.A.	N.A.	N.A.
	U16 RH SGD Capitalisation	17/08/2023 (first performance on 29/01/2024 - valuation is not available)	N.A.	N.A.	N.A.	N.A.	N.A.	Russell 2000 (RI) (Hedged in SGD)	N.A.	N.A.	N.A.	N.A.	N.A.

Sub-Fund	Shares	Inception date	1 Year	3 Years	5 Years	10 Years	Since inception	Benchmark Name	1 Year BM	3 Year BM	5Y BM	10Y BM	Since Inception BM
			%	Average annual compounded return (%)					%	Average annual compounded return (%)			
BNP Paribas Funds USD Money Market													
	Classic Capitalisation	26/7/1990	0.05%	0.02%	0.02%	0.01%	0.03%	BM United States SOFR Secured Overnight Financing Rate Compo	0.05%	0.02%	0.02%	0.01%	0.03%
	Classic Distribution	21/10/1998	0.05%	0.02%	0.02%	0.01%	0.02%	BM United States SOFR Secured Overnight Financing Rate Compo	0.05%	0.02%	0.02%	0.01%	0.02%
	I Capitalisation	26/7/1990	0.05%	0.02%	0.02%	0.01%	0.03%	BM United States SOFR Secured Overnight Financing Rate Compo	0.05%	0.02%	0.02%	0.01%	0.03%
	Privilege Capitalisation	26/7/1990	0.05%	0.02%	0.02%	0.01%	0.03%	BM United States SOFR Secured Overnight Financing Rate Compo	0.05%	0.02%	0.02%	0.01%	0.03%
BNP Paribas Funds USD Short Duration Bond													
	Classic Capitalisation	30/3/1990	0.04%	-0.01%	0.01%	0.01%	0.04%	BM ICE BofAML US Treasury 1-3 Years USD RI (Official)	0.04%	-0.01%	0.02%	0.02%	0.05%
	Classic Distribution	27/12/2017	0.04%	-0.01%	0.01%	0.00%	0.01%	BM ICE BofAML US Treasury 1-3 Years USD RI (Official)	0.04%	-0.01%	0.02%	0.00%	0.02%
	Classic EUR Capitalisation	24/10/2019	0.01%	0.03%	0.00%	0.00%	0.01%	ICE BOFA Merrill Lynch 1-5 yr Gov/Corp	0.01%	0.03%	0.00%	0.00%	0.01%
	Classic H EUR Capitalisation	29/6/2004	0.02%	-0.02%	-0.01%	0.00%	0.01%	ICE BOFA Merrill Lynch 1-5 yr Gov/Corp Hedged Eur	0.02%	-0.02%	0.00%	0.00%	0.02%
	Classic MD Distribution	9/12/1996	0.04%	-0.01%	0.01%	0.01%	0.03%	BM ICE BofAML US Treasury 1-3 Years USD RI (Official)	0.04%	-0.01%	0.02%	0.02%	0.04%

Sub-Fund	Shares	Inception date	1 Year	3 Years	5 Years	10 Years	Since inception	Benchmark Name	1 Year BM	3 Year BM	5Y BM	10Y BM	Since Inception BM
			%	Average annual compounded return (%)					%	Average annual compounded return (%)			
	I Capitalisation	30/3/1990	0.05%	0.00%	0.02%	0.02%	0.05%	BM ICE BofAML US Treasury 1-3 Years USD RI (Official)	0.04%	-0.01%	0.02%	0.02%	0.05%
	Privilege Capitalisation	30/3/1990	0.05%	0.00%	0.02%	0.01%	0.04%	BM ICE BofAML US Treasury 1-3 Years USD RI (Official)	0.04%	-0.01%	0.02%	0.02%	0.05%
	Privilege Distribution	4/4/2014	0.05%	0.00%	0.00%	0.00%	0.01%	BM ICE BofAML US Treasury 1-3 Years USD RI (Official)	0.04%	-0.01%	0.00%	0.00%	0.02%

12.2 Under Section 26.2 of the Singapore Prospectus, to delete the tables for the sub-funds BNP Paribas Funds Disruptive Technology, BNP Paribas Funds Japan Small Cap and BNP Paribas Funds US Small Cap and the notes section and replace them with the following :

26.2 The expense ratios and the turnover ratios of the sub-funds for the financial year ended on 31 December 2022 are as follows:

Sub-Fund/ Category	Expense Ratio^{(1) (2)}	Turnover Ratio⁽³⁾
BNP Paribas Funds Disruptive Technology		
Category Classic (Cap)	1.98%	22.89%
Category Classic (Dis)	1.98%	
Category Classic H SGD (Cap)	1.98%	
Category Classic USD (Cap)	1.98%	
Category Classic USD (Dis)	1.98%	
Category Privilege (Cap)	1.08%	
Category Privilege (Dis)	1.08%	
Category I (Cap)	0.96%	
Category I RH EUR (Cap)	0.81%	
Category Privilege (Cap)	1.06%	
Category I (Cap)	0.81%	
Category Privilege (Dis)	1.08%	
Category I (Cap)	0.96%	

BNP Paribas Funds Japan Small Cap		49.54%
Category Classic (Cap)	2.38%	
Category Classic (Dis)	2.38%	
Category Classic EUR (Cap)	2.38%	
Category Classic H EUR (Cap)	2.38%	
Category Classic H USD (Cap)	2.38%	
Category Classic RH SGD (Cap)	2.33%	
Category Classic SGD (Cap)	2.33%	
Category Privilege (Cap)	1.38%	
Category Privilege H USD (Cap)	1.38%	
Category I (Cap)	1.21%	
BNP Paribas Funds US Small Cap		32.42%
Category Classic (Cap)	2.22%	
Category Classic (Dis)	2.22%	
Category Classic EUR (Cap)	2.22%	
Category Classic EUR (Dis)	2.22%	
Category Classic H EUR (Cap)	2.22%	
Category Classic H SGD (Cap)	2.22%	
Category Privilege (Cap)	1.23%	
Category Privilege (Dis)	1.23%	
Category I (Cap)	1.06%	
Category U16 (Cap)	N.A.	
Category U16 EUR (Cap)	N.A.	
Category U16 EUR QD (Dis)	N.A.	
Category U16 HKD (Cap)	N.A.	

Category U16 RH EUR (Cap)	N.A.	
Category U16 RH SGD (Cap)	N.A.	
Category U16 QD (Dis)	N.A.	

Notes:

(1) *The expense ratios are calculated in line with the Investment Management Association of Singapore's (IMAS) guidelines on the disclosure of expense ratios and based on the latest audited accounts.*

(2) *The expense ratio is expressed from 1st January 2022 to 31st December 2022.*

The following expenses are excluded from the calculation of the expense ratios:

a) interest expense;

(b) brokerage and other transaction costs associated with the purchase and sales of investments (such as registrar charges and remittance fees);

(c) foreign exchange gains and losses of the Sub-fund, whether realised or unrealised;

(d) tax deducted at source or arising from income received, including withholding tax;

(e) front-end loads, back-end loads and other costs arising from the purchase or sale of a foreign unit trust or mutual fund; and

(f) dividends and other distributions paid to shareholders.

(3) *The turnover ratios are calculated based on the lesser of sales or purchases of underlying investments of the scheme expressed as a percentage of average daily NAV.*

The current portfolio turnover ratios are no indication of future portfolio turnover ratios.

For new sub-funds or certain classes of sub-funds which are not offered for sale, or have not been launched, or have been launched for less than one year, no turnover ratio or expense ratio is available for the relevant period and the term "N.A." has been inserted.

13. Appendix 1 of the Singapore Prospectus

13.1 To delete the table on “Fees and Costs” under Appendix 1 of the Singapore Prospectus and to replace it with the following:

APPENDIX I

FEES AND COSTS

Following table indicates the details of recurring and non-recurring fees and costs:-

Category	Fees payable by the sub-fund					Maximum Fees payable by the investors		
	Management (max) ⁽¹⁾	Performance (max) ⁽²⁾	Distribution (max) ⁽³⁾	Other (max) ⁽⁴⁾	TAB ⁽⁵⁾	Entry	Conversion ⁽⁶⁾	Exit
BNP Paribas Funds Aqua								
Classic	1.75%	No	none	0.40%	0.05%	3%	1.50%	none
Classic RH SGD MD	1.75%	No	none	0.40%	0.05%	3%	1.50%	none
Classic RH USD	1.75%	No	none	0.40%	0.05%	3%	1.50%	none
Classic RH USD MD	1.75%	No	none	0.40%	0.05%	3%	1.50%	none
Classic SGD	1.75%	No	none	0.40%	0.05%	3%	1.50%	none
Classic USD	1.75%	No	none	0.40%	0.05%	3%	1.50%	none
I	0.90%	No	none	0.20%	0.01%	none	none	none
I USD	0.90%	No	none	0.20%	0.01%	none	none	none
Privilege	0.90%	No	none	0.25%	0.05%	3%	1.50%	none
Privilege USD	0.90%	No	none	0.25%	0.05%	3%	1.50%	none
BNP Paribas Funds Asia Tech Innovators								
Classic	1.75%	No	none	0.40%	0.05%	3%	1.50%	none
Classic RH SGD	1.75%	No	none	0.40%	0.05%	3%	1.50%	none

Category	Fees payable by the sub-fund					Maximum Fees payable by the investors		
	Management (max) ⁽¹⁾	Performance (max) ⁽²⁾	Distribution (max) ⁽³⁾	Other (max) ⁽⁴⁾	TAB ⁽⁵⁾	Entry	Conversion ⁽⁶⁾	Exit
BNP Paribas Funds Brazil Equity								
Classic	1.75%	No	none	0.40%	0.05%	3%	1.50%	none
Classic EUR	1.75%	No	none	0.40%	0.05%	3%	1.50%	none
I	0.90%	No	none	0.20%	0.01%	none	none	none
Privilege	0.90%	No	none	0.25%	0.05%	3%	1.50%	none
BNP Paribas Funds China A-Shares								
Classic	1.75%	No	none	0.40%	0.05%	3%	1.50%	none
BNP Paribas Funds China Equity								
Classic	1.75%	No	none	0.40%	0.05%	3%	1.50%	none
Classic EUR	1.75%	No	none	0.40%	0.05%	3%	1.50%	none
Classic RH SGD	1.75%	No	none	0.40%	0.05%	3%	1.50%	none
Classic RH SGD MD	1.75%	No	none	0.40%	0.05%	3%	1.50%	none
I	0.90%	No	none	0.20%	0.01%	none	none	none
Privilege	0.90%	No	none	0.25%	0.05%	3%	1.50%	none
BNP Paribas Funds Climate Impact								
Classic	2.20%	No	none	0.40%	0.05%	3%	1.50%	none
Classic RH SGD	2.20%	No	none	0.40%	0.05%	3%	1.50%	none
Classic USD	2.20%	No	none	0.40%	0.05%	3%	1.50%	none
Category U2 HKD	2.20%	No	none	0.40%	0.05%	3%	1.50%	none

Category	Fees payable by the sub-fund					Maximum Fees payable by the investors		
	Management (max) ⁽¹⁾	Performance (max) ⁽²⁾	Distribution (max) ⁽³⁾	Other (max) ⁽⁴⁾	TAB ⁽⁵⁾	Entry	Conversion ⁽⁶⁾	Exit
Category U2 HKD MD	2.20%	No	none	0.40%	0.05%	3%	1.50%	none
Category U2 RH AUD	2.20%	No	none	0.40%	0.05%	3%	1.50%	none
Category U2 RH CHF	2.20%	No	none	0.40%	0.05%	3%	1.50%	none
Category U2 RH CNH	2.20%	No	none	0.40%	0.05%	3%	1.50%	none
Category U2 RH CNH MD	2.20%	No	none	0.40%	0.05%	3%	1.50%	none
Category U2 RH EUR	2.20%	No	none	0.40%	0.05%	3%	1.50%	none
Category U2 RH EUR MD	2.20%	No	none	0.40%	0.05%	3%	1.50%	none
Category U2 RH GBP	2.20%	No	none	0.40%	0.05%	3%	1.50%	none
Category U2 RH SGD	2.20%	No	none	0.40%	0.05%	3%	1.50%	none
Category U2 RH SGD MD	2.20%	No	none	0.40%	0.05%	3%	1.50%	none
Category U2 RH USD	2.20%	No	none	0.40%	0.05%	3%	1.50%	none
Category U2 USD	2.20%	No	none	0.40%	0.05%	3%	1.50%	none
Category U2 USD MD	2.20%	No	none	0.40%	0.05%	3%	1.50%	none
BNP Paribas Funds Consumer Innovators								
Classic	1.50%	No	none	0.40%	0.05%	3%	1.50%	none
Classic HKD	1.50%	No	none	0.40%	0.05%	3%	1.50%	none
Classic RH SGD	1.50%	No	none	0.40%	0.05%	3%	1.50%	none
Classic USD	1.50%	No	none	0.40%	0.05%	3%	1.50%	none
I	0.75%	No	none	0.20%	0.01%	none	none	none
Privilege	0.75%	No	none	0.25%	0.05%	3%	1.50%	none

Category	Fees payable by the sub-fund					Maximum Fees payable by the investors		
	Management (max) ⁽¹⁾	Performance (max) ⁽²⁾	Distribution (max) ⁽³⁾	Other (max) ⁽⁴⁾	TAB ⁽⁵⁾	Entry	Conversion ⁽⁶⁾	Exit
BNP Paribas Funds Disruptive Technology								
Classic	1.50%	No	none	0.40%	0.05%	3%	1.50%	none
Classic H SGD	1.50%	No	none	0.40%	0.05%	3%	1.50%	none
Classic USD	1.50%	No	none	0.40%	0.05%	3%	1.50%	none
I	0.75%	No	none	0.20%	0.01%	none	none	none
Privilege	0.75%	No	none	0.25%	0.05%	3%	1.50%	none
Privilege USD	0.75%	No	none	0.25%	0.05%	3%	1.50%	none
BNP Paribas Funds Ecosystem Restoration								
Classic RH SGD	1.50%	No	none	0.40%	0.05%	3%	1.50%	none
Classic USD	1.50%	No	none	0.40%	0.05%	3%	1.50%	none
I USD	0.75%	No	none	0.20%	0.01%	none	none	none
Privilege USD	0.75%	No	none	0.25%	0.05%	3%	1.50%	none
BNP Paribas Funds Emerging Bond								
Classic	1.25%	No	none	0.30%	0.05%	3%	1.50%	none
Classic EUR	1.25%	No	none	0.30%	0.05%	3%	1.50%	none
Classic MD	1.25%	No	none	0.30%	0.05%	3%	1.50%	none
I	0.55%	No	none	0.17%	0.01%	none	none	none
IH EUR	0.55%	No	none	0.17%	0.01%	none	none	none
Privilege	0.65%	No	none	0.20%	0.05%	3%	1.50%	none

Category	Fees payable by the sub-fund					Maximum Fees payable by the investors		
	Management (max) ⁽¹⁾	Performance (max) ⁽²⁾	Distribution (max) ⁽³⁾	Other (max) ⁽⁴⁾	TAB ⁽⁵⁾	Entry	Conversion ⁽⁶⁾	Exit
BNP Paribas Funds Emerging Bond Opportunities								
Classic	1.50%	No	none	0.30%	0.05%	3%	1.50%	none
Classic EUR MD	1.50%	No	none	0.30%	0.05%	3%	1.50%	none
Classic HKD MD	1.50%	No	none	0.30%	0.05%	3%	1.50%	none
Classic MD	1.50%	No	none	0.30%	0.05%	3%	1.50%	none
Classic RH AUD MD	1.50%	No	none	0.30%	0.05%	3%	1.50%	none
Classic RH CNH MD	1.50%	No	none	0.30%	0.05%	3%	1.50%	none
Classic RH EUR	1.50%	No	none	0.30%	0.05%	3%	1.50%	none
Classic RH HKD MD	1.50%	No	none	0.30%	0.05%	3%	1.50%	none
Classic RH SGD MD	1.50%	No	none	0.30%	0.05%	3%	1.50%	none
I	0.60%	No	none	0.17%	0.01%	none	none	none
I RH EUR	0.60%	No	none	0.17%	0.01%	none	none	none
Privilege	0.75%	No	none	0.20%	0.05%	3%	1.50%	none
BNP Paribas Funds Emerging Equity								
Classic	1.75%	No	none	0.40%	0.05%	3%	1.50%	none
Classic EUR	1.75%	No	none	0.40%	0.05%	3%	1.50%	none
I	0.90%	No	none	0.20%	0.01%	none	none	none
Privilege	0.90%	No	none	0.25%	0.05%	3%	1.50%	none

Category	Fees payable by the sub-fund					Maximum Fees payable by the investors		
	Management (max) ⁽¹⁾	Performance (max) ⁽²⁾	Distribution (max) ⁽³⁾	Other (max) ⁽⁴⁾	TAB ⁽⁵⁾	Entry	Conversion ⁽⁶⁾	Exit
BNP Paribas Funds Energy Transition								
Classic	1.50%	No	none	0.40%	0.05%	3%	1.50%	none
Classic RH SGD	1.50%	No	none	0.40%	0.05%	3%	1.50%	none
Classic RH USD	1.50%	No	none	0.40%	0.05%	3%	1.50%	none
Classic Solidarity	1.45% (with charity fee of additional 0.05%)	No	none	0.40%	0.05%	3%	1.50%	none
Classic Solidarity H EUR	1.45% (with charity fee of additional 0.05%)	No	none	0.40%	0.05%	3%	1.50%	none
Classic USD	1.50%	No	none	0.40%	0.05%	3%	1.50%	none
I	0.75%	No	none	0.20%	0.01%	none	none	none
I USD	0.75%	No	none	0.20%	0.01%	none	none	none
Privilege	0.75%	No	none	0.25%	0.05%	3%	1.50%	none
Privilege USD	0.75%	No	none	0.25%	0.05%	3%	1.50%	none
BNP Paribas Funds Environmental Absolute Return Thematic Equity (EARTH)								
Classic	1.50%	20% ⁽⁷⁾	none	0.25%	0.05%	3%	1.50%	none
Classic RH SGD	1.50%	20% ⁽⁷⁾	none	0.25%	0.05%	3%	1.50%	none
BNP Paribas Funds Euro Bond								
Classic	0.75%	No	none	0.30%	0.05%	3%	1.50%	none

Category	Fees payable by the sub-fund					Maximum Fees payable by the investors		
	Management (max) ⁽¹⁾	Performance (max) ⁽²⁾	Distribution (max) ⁽³⁾	Other (max) ⁽⁴⁾	TAB ⁽⁵⁾	Entry	Conversion ⁽⁶⁾	Exit
I	0.30%	No	none	0.17%	0.01%	none	none	none
Privilege	0.40%	No	none	0.20%	0.05%	3%	1.50%	none
BNP Paribas Funds Euro Corporate Bond								
Classic	0.75%	No	none	0.30%	0.05%	3%	1.50%	none
I	0.30%	No	none	0.17%	0.01%	none	none	none
Privilege	0.40%	No	none	0.20%	0.05%	3%	1.50%	none
BNP Paribas Funds Euro Equity								
Classic	1.50%	No	none	0.40%	0.05%	3%	1.50%	none
Classic H USD	1.50%	No	none	0.40%	0.05%	3%	1.50%	none
Classic USD	1.50%	No	none	0.40%	0.05%	3%	1.50%	none
I	0.75%	No	none	0.20%	0.01%	none	none	none
Privilege	0.75%	No	none	0.25%	0.05%	3%	1.50%	none
BNP Paribas Funds Euro Government Bond								
Classic	0.70%	No	none	0.30%	0.05%	3%	1.50%	none
I	0.25%	No	none	0.17%	0.01%	none	none	none
Privilege	0.35%	No	none	0.20%	0.05%	3%	1.50%	none
BNP Paribas Funds Euro High Yield Bond								
Classic	1.20%	No	none	0.30%	0.05%	3%	1.50%	none
Classic H USD MD	1.20%	No	none	0.30%	0.05%	3%	1.50%	none

Category	Fees payable by the sub-fund					Maximum Fees payable by the investors		
	Management (max) ⁽¹⁾	Performance (max) ⁽²⁾	Distribution (max) ⁽³⁾	Other (max) ⁽⁴⁾	TAB ⁽⁵⁾	Entry	Conversion ⁽⁶⁾	Exit
I	0.55%	No	none	0.17%	0.01%	none	none	none
Privilege	0.60%	No	none	0.20%	0.05%	3%	1.50%	none
BNP Paribas Funds Euro Money Market								
Classic	0.50%	No	none	0.15%	0.01%	3%	1.50%	none
I	0.20%	No	none	0.10%	0.01%	none	none	none
Privilege	0.25%	No	none	0.15%	0.01%	3%	1.50%	none
BNP Paribas Funds Europe Convertible								
Classic	1.20%	No	none	0.35%	0.05%	3%	1.50%	none
I	0.60%	No	none	0.20%	0.01%	none	none	none
Privilege	0.65%	No	none	0.25%	0.05%	3%	1.50%	None
BNP Paribas Funds Europe Equity								
Classic	1.50%	No	none	0.40%	0.05%	3%	1.50%	none
Classic USD	1.50%	No	none	0.40%	0.05%	3%	1.50%	none
I	0.75%	No	none	0.20%	0.01%	none	none	none
I USD	0.75%	No	none	0.20%	0.01%	none	none	none
Privilege	0.75%	No	none	0.25%	0.05%	3%	1.50%	none
BNP Paribas Funds Europe Growth								
Classic	1.50%	No	none	0.40%	0.05%	3%	1.50%	none
Classic RH SGD	1.50%	No	none	0.40%	0.05%	3%	1.50%	none

Category	Fees payable by the sub-fund					Maximum Fees payable by the investors		
	Management (max) ⁽¹⁾	Performance (max) ⁽²⁾	Distribution (max) ⁽³⁾	Other (max) ⁽⁴⁾	TAB ⁽⁵⁾	Entry	Conversion ⁽⁶⁾	Exit
Classic RH SGD MD	1.50%	No	none	0.40%	0.05%	3%	1.50%	none
Classic RH USD	1.50%	No	none	0.40%	0.05%	3%	1.50%	none
Classic RH USD MD	1.50%	No	none	0.40%	0.05%	3%	1.50%	none
Classic USD	1.50%	No	none	0.40%	0.05%	3%	1.50%	none
I	0.75%	No	none	0.20%	0.01%	none	none	none
Privilege	0.75%	No	none	0.25%	0.05%	3%	1.50%	none
BNP Paribas Funds Europe Small Cap								
Classic	1.75%	No	none	0.40%	0.05%	3%	1.50%	none
Classic RH SGD	1.75%	No	none	0.40%	0.05%	3%	1.50%	none
Classic RH USD	1.75%	No	none	0.40%	0.05%	3%	1.50%	none
Classic USD	1.75%	No	none	0.40%	0.05%	3%	1.50%	none
I	0.85%	No	none	0.20%	0.01%	none	none	none
Privilege	0.90%	No	none	0.25%	0.05%	3%	1.50%	none
BNP Paribas Funds Global Bond Opportunities								
Classic	0.75%	No	none	0.30%	0.05%	3%	1.50%	none
Classic H USD	0.75%	No	none	0.30%	0.05%	3%	1.50%	none
I	0.30%	No	none	0.17%	0.01%	none	none	none
Privilege	0.40%	No	none	0.20%	0.05%	3%	1.50%	none
BNP Paribas Funds Global Convertible								
Classic	1.20%	No	none	0.35%	0.05%	3%	1.50%	none

Category	Fees payable by the sub-fund					Maximum Fees payable by the investors		
	Management (max) ⁽¹⁾	Performance (max) ⁽²⁾	Distribution (max) ⁽³⁾	Other (max) ⁽⁴⁾	TAB ⁽⁵⁾	Entry	Conversion ⁽⁶⁾	Exit
Classic MD	1.20%	No	none	0.35%	0.05%	3%	1.50%	none
Classic RH EUR	1.20%	No	none	0.35%	0.05%	3%	1.50%	none
I	0.60%	No	none	0.20%	0.01%	none	none	none
I RH EUR	0.60%	No	none	0.20%	0.01%	none	none	none
Privilege	0.65%	No	none	0.25%	0.05%	3%	1.50%	none
Privilege RH EUR	0.65%	No	none	0.25%	0.05%	3%	1.50%	none
BNP Paribas Funds Global Environment								
Classic	1.75%	No	none	0.40%	0.05%	3%	1.50%	none
Classic RH SGD MD	1.75%	No	none	0.40%	0.05%	3%	1.50%	none
Classic RH USD MD	1.75%	No	none	0.40%	0.05%	3%	1.50%	none
Classic SGD	1.75%	No	none	0.40%	0.05%	3%	1.50%	none
Classic USD	1.75%	No	none	0.40%	0.05%	3%	1.50%	none
I	0.85%	No	none	0.20%	0.01%	none	none	none
Privilege	0.90%	No	none	0.25%	0.05%	3%	1.50%	none
BNP Paribas Funds Global High Yield Bond								
Classic	1.20%	No	none	0.30%	0.05%	3%	1.50%	none
Classic H USD	1.20%	No	none	0.30%	0.05%	3%	1.50%	none
I	0.55%	No	none	0.17%	0.01%	none	none	none
IH USD	0.55%	No	none	0.17%	0.01%	none	none	none
Privilege	0.60%	No	none	0.20%	0.05%	3%	1.50%	none

Category	Fees payable by the sub-fund					Maximum Fees payable by the investors		
	Management (max) ⁽¹⁾	Performance (max) ⁽²⁾	Distribution (max) ⁽³⁾	Other (max) ⁽⁴⁾	TAB ⁽⁵⁾	Entry	Conversion ⁽⁶⁾	Exit
BNP Paribas Funds Green Tigers								
Classic	1.75%	No	none	0.40%	0.05%	3%	1.50%	none
Classic EUR	1.75%	No	none	0.40%	0.05%	3%	1.50%	none
Classic MD	1.75%	No	none	0.40%	0.05%	3%	1.50%	none
Classic RH SGD	1.75%	No	none	0.40%	0.05%	3%	1.50%	none
Classic RH SGD MD	1.75%	No	none	0.40%	0.05%	3%	1.50%	none
BNP Paribas Funds Health Care Innovators								
Classic	1.50%	No	none	0.40%	0.05%	3%	1.50%	none
Classic USD	1.50%	No	none	0.40%	0.05%	3%	1.50%	none
I	0.75%	No	none	0.20%	0.01%	none	none	none
Privilege	0.75%	No	none	0.25%	0.05%	3%	1.50%	none
BNP Paribas Funds Inclusive Growth								
Classic RH SGD	1.50%	No	none	0.40%	0.05%	3%	1.50%	none
Classic USD	1.50%	No	none	0.40%	0.05%	3%	1.50%	none
BNP Paribas Funds India Equity								
Classic	1.75%	No	none	0.40%	0.05%	3%	1.50%	none
Classic EUR	1.75%	No	none	0.40%	0.05%	3%	1.50%	none
I	0.90%	No	none	0.20%	0.01%	none	none	none
Privilege	0.90%	No	none	0.25%	0.05%	3%	1.50%	none

Category	Fees payable by the sub-fund					Maximum Fees payable by the investors		
	Management (max) ⁽¹⁾	Performance (max) ⁽²⁾	Distribution (max) ⁽³⁾	Other (max) ⁽⁴⁾	TAB ⁽⁵⁾	Entry	Conversion ⁽⁶⁾	Exit
BNP Paribas Funds Japan Equity								
Classic	1.50%	No	none	0.40%	0.05%	3%	1.50%	none
Classic EUR	1.50%	No	none	0.40%	0.05%	3%	1.50%	none
Classic H EUR	1.50%	No	none	0.40%	0.05%	3%	1.50%	none
Classic H USD	1.50%	No	none	0.40%	0.05%	3%	1.50%	none
Classic USD	1.50%	No	none	0.40%	0.05%	3%	1.50%	none
I	0.75%	No	none	0.20%	0.01%	none	none	none
Privilege	0.75%	No	none	0.25%	0.05%	3%	1.50%	none
BNP Paribas Funds Japan Small Cap								
Classic	1.85%	No	none	0.40%	0.05%	3%	1.50%	none
Classic EUR	1.85%	No	none	0.40%	0.05%	3%	1.50%	none
Classic H EUR	1.85%	No	none	0.40%	0.05%	3%	1.50%	none
Classic H USD	1.85%	No	none	0.40%	0.05%	3%	1.50%	none
Classic RH SGD	1.85%	No	none	0.40%	0.05%	3%	1.50%	none
Classic SGD	1.85%	No	none	0.40%	0.05%	3%	1.50%	none
Classic USD	1.85%	No	none	0.40%	0.05%	3%	1.50%	none
I	0.95 %	No	none	0.20%	0.01%	none	none	none
Privilege	0.95 %	No	none	0.25%	0.05%	3%	1.50%	none
Privilege H USD	0.95 %	No	none	0.25%	0.05%	3%	1.50%	none

Category	Fees payable by the sub-fund					Maximum Fees payable by the investors		
	Management (max) ⁽¹⁾	Performance (max) ⁽²⁾	Distribution (max) ⁽³⁾	Other (max) ⁽⁴⁾	TAB ⁽⁵⁾	Entry	Conversion ⁽⁶⁾	Exit
BNP Paribas Funds Latin America Equity								
Classic	1.75%	No	none	0.40%	0.05%	3%	1.50%	none
Classic EUR	1.75%	No	none	0.40%	0.05%	3%	1.50%	none
I	0.90%	No	none	0.20%	0.01%	none	none	none
Privilege	0.90%	No	none	0.25%	0.05%	3%	1.50%	none
BNP Paribas Funds Local Emerging Bond								
Classic	1.40%	No	none	0.30%	0.05%	3%	1.50%	none
Classic EUR	1.40%	No	none	0.30%	0.05%	3%	1.50%	none
Classic RH EUR	1.40%	No	none	0.30%	0.05%	3%	1.50%	none
I	0.60%	No	none	0.17%	0.01%	none	none	none
I RH EUR	0.60%	No	none	0.17%	0.01%	none	none	none
Privilege	0.70%	No	none	0.20%	0.05%	3%	1.50%	none
BNP Paribas Funds Multi-Asset Opportunities (formerly known as BNP Paribas Funds Emerging Multi-Asset Income)								
Classic	1.25%	No	none	0.35%	0.05%	3%	1.50%	none
Classic HKD MD	1.25%	No	none	0.35%	0.05%	3%	1.50%	none
Classic MD	1.25%	No	none	0.35%	0.05%	3%	1.50%	none
Classic RH AUD MD	1.25%	No	none	0.35%	0.05%	3%	1.50%	none
Classic RH CNH MD	1.25%	No	none	0.35%	0.05%	3%	1.50%	none

Category	Fees payable by the sub-fund					Maximum Fees payable by the investors		
	Management (max) ⁽¹⁾	Performance (max) ⁽²⁾	Distribution (max) ⁽³⁾	Other (max) ⁽⁴⁾	TAB ⁽⁵⁾	Entry	Conversion ⁽⁶⁾	Exit
Classic RH EUR	1.25%	No	none	0.35%	0.05%	3%	1.50%	none
Classic RH SGD MD	1.25%	No	none	0.35%	0.05%	3%	1.50%	none
I	0.60%	No	none	0.20%	0.01%	none	none	none
BNP Paribas Funds Multi-Asset Thematic⁽⁹⁾								
Classic	1.25%	No	none	0.35%	0.05%	3%	1.50%	none
Classic MD	1.25%	No	none	0.35%	0.05%	3%	1.50%	none
Classic RH AUD	1.25%	No	none	0.35%	0.05%	3%	1.50%	none
Classic RH AUD MD	1.25%	No	none	0.35%	0.05%	3%	1.50%	none
Classic RH CAD MD	1.25%	No	none	0.35%	0.05%	3%	1.50%	none
Classic RH CNH MD	1.25%	No	none	0.35%	0.05%	3%	1.50%	none
Classic RH HKD MD	1.25%	No	none	0.35%	0.05%	3%	1.50%	none
Classic RH SGD	1.25%	No	none	0.35%	0.05%	3%	1.50%	none
Classic RH SGD MD	1.25%	No	none	0.35%	0.05%	3%	1.50%	none
Classic RH USD	1.25%	No	none	0.35%	0.05%	3%	1.50%	none
Classic RH USD MD	1.25%	No	none	0.35%	0.05%	3%	1.50%	none
I	0.60%	No	none	0.20%	0.01%	none	none	none
Privilege	0.65%	No	none	0.25%	0.05%	3%	1.50%	none
Privilege MD	0.65%	No	none	0.25%	0.05%	3%	1.50%	none
Privilege RH USD	0.65%	No	none	0.25%	0.05%	3%	1.50%	none
Privilege RH USD MD	0.65%	No	none	0.25%	0.05%	3%	1.50%	none

Category	Fees payable by the sub-fund					Maximum Fees payable by the investors		
	Management (max) ⁽¹⁾	Performance (max) ⁽²⁾	Distribution (max) ⁽³⁾	Other (max) ⁽⁴⁾	TAB ⁽⁵⁾	Entry	Conversion ⁽⁶⁾	Exit
BNP Paribas Funds Russia Equity								
Classic	1.75%	No	none	0.40%	0.05%	3%	1.50%	none
Classic USD	1.75%	No	none	0.40%	0.05%	3%	1.50%	none
I	0.90%	No	none	0.20%	0.01%	none	none	none
Privilege	0.90%	No	none	0.25%	0.05%	3%	1.50%	none
BNP Paribas Funds SMaRT Food								
Classic	1.75%	No	none	0.40%	0.05%	3%	1.50%	none
Classic RH USD	1.75%	No	none	0.40%	0.05%	3%	1.50%	none
Classic RH USD MD	1.75%	No	none	0.40%	0.05%	3%	1.50%	none
Classic SGD	1.75%	No	none	0.40%	0.05%	3%	1.50%	none
Classic USD	1.75%	No	none	0.40%	0.05%	3%	1.50%	none
BNP Paribas Funds Sustainable Asia ex-Japan Equity								
Classic	1.50%	No	none	0.40%	0.05%	3%	1.50%	none
Classic EUR	1.50%	No	none	0.40%	0.05%	3%	1.50%	none
Classic MD	1.50%	No	none	0.40%	0.05%	3%	1.50%	none
Classic RH AUD	1.50%	No	none	0.40%	0.05%	3%	1.50%	none
Classic RH SGD	1.50%	No	none	0.40%	0.05%	3%	1.50%	none
I	0.75%	No	none	0.20%	0.01%	none	none	none
I EUR	0.75%	No	none	0.20%	0.01%	none	none	none

Category	Fees payable by the sub-fund					Maximum Fees payable by the investors		
	Management (max) ⁽¹⁾	Performance (max) ⁽²⁾	Distribution (max) ⁽³⁾	Other (max) ⁽⁴⁾	TAB ⁽⁵⁾	Entry	Conversion ⁽⁶⁾	Exit
Privilege	0.75%	No	none	0.25%	0.05%	3%	1.50%	none
Privilege EUR	0.75%	No	none	0.25%	0.05%	3%	1.50%	none
BNP Paribas Funds Sustainable Asian Cities Bond								
Classic	0.90%	No	none	0.30%	0.05%	3%	1.50%	none
Classic EUR	0.90%	No	none	0.30%	0.05%	3%	1.50%	none
Classic MD	0.90%	No	none	0.30%	0.05%	3%	1.50%	none
Classic RH AUD MD	0.90%	No	none	0.30%	0.05%	3%	1.50%	none
Classic RH HKD MD	0.90%	No	none	0.30%	0.05%	3%	1.50%	none
Classic RH SGD MD	0.90%	No	none	0.30%	0.05%	3%	1.50%	none
I	0.40%	No	none	0.17%	0.01%	none	none	none
Privilege	0.45%	No	none	0.20%	0.05%	3%	1.50%	none
BNP Paribas Funds Sustainable Europe Dividend								
Classic	1.50%	No	none	0.40%	0.05%	3%	1.50%	none
I	0.75%	No	none	0.20%	0.01%	none	none	none
Privilege	0.75%	No	none	0.25%	0.05%	3%	1.50%	none
BNP Paribas Funds Sustainable Global Corporate Bond								
Classic	0.75%	No	none	0.30%	0.05%	3%	1.50%	none
Classic H EUR	0.75%	No	none	0.30%	0.05%	3%	1.50%	none
I	0.30%	No	none	0.17%	0.01%	none	none	none

Category	Fees payable by the sub-fund					Maximum Fees payable by the investors		
	Management (max) ⁽¹⁾	Performance (max) ⁽²⁾	Distribution (max) ⁽³⁾	Other (max) ⁽⁴⁾	TAB ⁽⁵⁾	Entry	Conversion ⁽⁶⁾	Exit
Privilege	0.40%	No	none	0.20%	0.05%	3%	1.50%	none
BNP Paribas Funds Sustainable Global Equity								
Classic	1.50%	No	none	0.40%	0.05%	3%	1.50%	None
Classic EUR	1.50%	No	none	0.40%	0.05%	3%	1.50%	None
I	0.75%	No	none	0.20%	0.01%	None	None	None
Privilege	0.75%	No	none	0.25%	0.05%	3%	1.50%	None
BNP Paribas Funds Sustainable Global Low Vol Equity								
Classic	1.50%	No	none	0.40%	0.05%	3%	1.50%	none
Classic USD	1.50%	No	none	0.40%	0.05%	3%	1.50%	none
I	0.75%	No	none	0.20%	0.01%	none	none	none
I USD	0.75%	No	none	0.20%	0.01%	none	none	none
Privilege	0.75%	No	none	0.25%	0.05%	3%	1.50%	none
BNP Paribas Funds Sustainable Multi-Asset Balanced⁽⁸⁾								
Classic RH AUD MD	1.30%	No	none	0.30%	0.05%	3%	1.50%	none
Classic RH CAD MD	1.30%	No	none	0.30%	0.05%	3%	1.50%	none
Classic RH HKD MD	1.30%	No	none	0.30%	0.05%	3%	1.50%	none
Classic RH SGD	1.30%	No	None	0.30%	0.05%	3%	1.50%	none
Classic RH SGD MD	1.30%	No	none	0.30%	0.05%	3%	1.50%	none
Classic RH USD	1.30%	No	None	0.30%	0.05%	3%	1.50%	none

Category	Fees payable by the sub-fund					Maximum Fees payable by the investors		
	Management (max) ⁽¹⁾	Performance (max) ⁽²⁾	Distribution (max) ⁽³⁾	Other (max) ⁽⁴⁾	TAB ⁽⁵⁾	Entry	Conversion ⁽⁶⁾	Exit
Classic RH USD MD	1.30%	No	none	0.30%	0.05%	3%	1.50%	none
BNP Paribas Funds Sustainable Multi-Asset Growth⁽⁸⁾								
Classic RH SGD	1.40%	No	none	0.35%	0.05%	3%	1.50%	none
Classic RH SGD MD	1.40%	No	none	0.30%	0.05%	3%	1.50%	none
Classic RH USD	1.40%	No	none	0.30%	0.05%	3%	1.50%	none
Classic RH USD MD	1.40%	No	none	0.30%	0.05%	3%	1.50%	none
BNP Paribas Funds Sustainable US Value Multi-Factor Equity								
Classic	1.50%	No	none	0.40%	0.05%	3%	1.50%	none
Classic EUR	1.50%	No	none	0.40%	0.05%	3%	1.50%	none
Classic H EUR	1.50%	No	none	0.40%	0.05%	3%	1.50%	none
I	0.75%	No	none	0.20%	0.01%	none	none	none
IH EUR	0.75%	No	none	0.20%	0.01%	none	none	none
Privilege	0.75%	No	none	0.25%	0.05%	3%	1.50%	none
BNP Paribas Funds Target Risk Balanced ⁽⁸⁾								
Classic	1.10%	No	none	0.35%	0.05%	3%	1.50%	none
I	0.55%	No	none	0.20%	0.01%	none	none	none
Privilege	0.55%	No	none	0.25%	0.05%	3%	1.50%	none

Category	Fees payable by the sub-fund					Maximum Fees payable by the investors		
	Management (max) ⁽¹⁾	Performance (max) ⁽²⁾	Distribution (max) ⁽³⁾	Other (max) ⁽⁴⁾	TAB ⁽⁵⁾	Entry	Conversion ⁽⁶⁾	Exit
BNP Paribas Funds US Growth								
Classic	1.50%	No	none	0.40%	0.05%	3%	1.50%	none
Classic EUR	1.50%	No	none	0.40%	0.05%	3%	1.50%	none
Classic H EUR	1.50%	No	none	0.40%	0.05%	3%	1.50%	none
I	0.75%	No	none	0.20%	0.01%	none	none	none
Privilege	0.75%	No	none	0.25%	0.05%	3%	1.50%	none
BNP Paribas Funds US Mid Cap								
Classic	1.75%	No	none	0.40%	0.05%	3%	1.50%	none
Classic EUR	1.75%	No	none	0.40%	0.05%	3%	1.50%	none
Classic H SGD	1.75%	No	none	0.40%	0.05%	3%	1.50%	none
I	0.85%	No	none	0.20%	0.01%	none	none	none
BNP Paribas Funds US Small Cap								
Classic	1.75%	No	none	0.40%	0.05%	3%	1.50%	none
Classic EUR	1.75%	No	none	0.40%	0.05%	3%	1.50%	none
Classic H EUR	1.75%	No	none	0.40%	0.05%	3%	1.50%	none
Classic H SGD	1.75%	No	none	0.40%	0.05%	3%	1.50%	none
I	0.85%	No	none	0.20%	0.01%	none	none	none
Privilege	0.90%	No	none	0.25%	0.05%	3%	1.50%	none
U	1.75%	No	none	0.40%	0.05%	3%	1.50%	none

Category	Fees payable by the sub-fund					Maximum Fees payable by the investors		
	Management (max) ⁽¹⁾	Performance (max) ⁽²⁾	Distribution (max) ⁽³⁾	Other (max) ⁽⁴⁾	TAB ⁽⁵⁾	Entry	Conversion ⁽⁶⁾	Exit
BNP Paribas Funds USD Money Market								
Classic	0.50%	No	none	0.15%	0.01%	3%	1.50%	none
I	0.20%	No	none	0.10%	0.01%	none	none	none
Privilege	0.25%	No	none	0.15%	0.01%	3%	1.50%	none
BNP Paribas Funds USD Short Duration Bond								
Classic	0.50%	No	none	0.25%	0.05%	3%	1.50%	none
Classic EUR	0.50%	No	none	0.25%	0.05%	3%	1.50%	None
Classic H EUR	0.50%	No	none	0.25%	0.05%	3%	1.50%	none
Classic MD	0.50%	No	none	0.25%	0.05%	3%	1.50%	none
I	0.20%	No	none	0.17%	0.01%	none	none	none
Privilege	0.25%	No	none	0.20%	0.05%	3%	1.50%	none

Footnotes:-

⁽¹⁾ “Management Fee” means fee serving to cover remuneration of the investment managers and, unless otherwise provided in Book II of the Luxembourg Prospectus, also distributors in connection with the marketing of the Company's stock.

⁽²⁾ The Company applies the Absolute Performance Fee, as explained below:

Absolute Performance Fee:

The positive difference between the NAV per share at the end of the financial year and the HWM of the share class or the initial offer price per share. Performance fee provision will be accrued at each valuation day based on the unswung (see Swing Pricing part in the Luxembourg Prospectus) share class' Total Net Asset if the NAV per share exceeds the HWM. The performance fee provision will be then adjusted at each valuation day depending of the share class performance. In case of underperformance at the end of the performance period, a loss is carried forward over a maximum period of 5 years. That means that after 5 consecutive years with no performance fees paid to the Management Company, the HWM will be reset.

Please refer to the “Performance Fee” section under the heading “Fees and Costs” in Book I of the Luxembourg Prospectus for further details on the principles applicable to the performance fee methodologies and terminologies

- (3) *“Distribution Fee” means the fee serving to cover remuneration of the distributors, supplemental to the portion of the management fee that they receive for their services.*
- (4) *“Other Fees” means fee serving to cover notably the following services: administration, domiciliary and fund accounting, audit, custody, depositary and safekeeping, documentation, such as preparing, printing, translating and distributing the Prospectus, Key Information Documents, financial reports, ESG certification and service fees, financial index licensing (if applicable), legal expenses, listing of shares on a stock exchange (if applicable), management company expenses (including among other AML/CFT, KYC, Risk and oversight of delegated activities), marketing operations, publishing fund performance data, registration expenses including translation, services associated with the required collection, tax and regulatory reporting, and publication of data about the Company, its investments and shareholders, transfer, registrar and payment agency.*

These fees do not include fees paid to independent Directors and reasonable out-of-pocket expenses paid to all Directors, expenses for operating hedged shares, duties, taxes and transaction costs associated with buying and selling assets, brokerage and other transactions fees, interest and bank fees.”

- (5) *“TAB”, i.e. Taxe d’abonnement, means the annual entry costs payable based on the NAV in accordance with Luxembourg law. In addition, the Company may be subject to foreign UCI’s tax, and/or other regulators levy, in the country where the sub-fund is registered for distribution.*
- (6) *Due to different NAV cycles, conversions from and to the sub-fund BNP Paribas Funds Environmental Absolute Return Thematic Equity (“EARTH”) are not authorised. Conversion remains possible, if authorised, between shares classes in the same sub-fund.*

For BNP Paribas Funds Multi-Asset Thematic, BNP Paribas Funds Sustainable Multi-Asset Balanced and BNP Paribas Funds Sustainable Multi-Asset Growth: Authorised only between these three sub-funds; Not authorised with other sub-funds.

- (7) *Absolute Performance Fee without Hurdle Rate model.*
- (8) *Indirect fee: 1.00% maximum, being ongoing charges incurred in underlying UCITS and/or UCIs in which the Company is invested in.*
- (9) *Indirect fee: 0.50% maximum, being ongoing charges incurred in underlying UCITS and/or UCIs in which the Company is invested in.*

BNP PARIBAS FUNDS

**FIRST SUPPLEMENTARY PROSPECTUS LODGED WITH
THE MONETARY AUTHORITY OF SINGAPORE ON 1 MARCH 2024
REQUIRED PURSUANT TO THE SECURITIES AND FUTURES ACT (CHAPTER 289)**

Cécile du Merle

Signed by Cecile du MERLE
for and on behalf of
Pierre MOULIN
Director

Cécile du Merle

Signed by Cecile du MERLE
for and on behalf of
Marnix ARICKX
Director

Cécile du Merle

Signed by Cecile du MERLE
for and on behalf of
Giorgia D'ANNA
Director

Cécile du Merle

Signed by Cecile du MERLE
for and on behalf of
Emmanuel COLLINET DE LA SALLE
Director

Marianne Huvé-Allard

Marianne HUVE-ALLARD
Director

Cécile du Merle

Cecile du MERLE
Director

Marianne Huvé-Allard

Signed by Marianne HUVE-ALLARD
for and on behalf of
Philippe DITISHEIM
Director

Marianne Huvé-Allard

Signed by Marianne HUVE-ALLARD
for and on behalf of
François ROUX
Director

Marianne Huvé-Allard

Signed by Marianne HUVE-ALLARD
for and on behalf of
Georgina WILTON
Director

**SINGAPORE PROSPECTUS – REQUIRED PURSUANT TO
DIVISION 2 OF PART XIII OF THE
SECURITIES AND FUTURES ACT (CAP. 289)**

**relating to the permanent offer of shares in the
UMBRELLA SICAV**

**BNP Paribas Funds
(the "Company")**

- | | | |
|---|---|--|
| - BNP Paribas Funds Aqua # | - BNP Paribas Funds Euro High Yield Bond | - BNP Paribas Funds Local Emerging Bond |
| - BNP Paribas Funds Asia Tech Innovators | - BNP Paribas Funds Euro Money Market* | - BNP Paribas Funds Multi-Asset Thematic |
| - BNP Paribas Funds Brazil Equity | - BNP Paribas Funds Europe Convertible | - BNP Paribas Funds Russia Equity |
| - BNP Paribas Funds China A-Shares | - BNP Paribas Funds Europe Equity | - BNP Paribas Funds SMaRT Food# |
| - BNP Paribas Funds China Equity | - BNP Paribas Funds Europe Growth | - BNP Paribas Funds Sustainable Asia ex-Japan Equity # |
| - BNP Paribas Funds Climate Impact # | - BNP Paribas Funds Europe Small Cap | - BNP Paribas Funds Sustainable Asian Cities Bond # |
| - BNP Paribas Funds Consumer Innovators | - BNP Paribas Funds Europe Bond Opportunities | - BNP Paribas Funds Sustainable Europe Dividend # |
| - BNP Paribas Funds Disruptive Technology | - BNP Paribas Funds Global Convertible | - BNP Paribas Funds Sustainable Global Corporate Bond # |
| - BNP Paribas Funds Ecosystem Restoration # | - BNP Paribas Funds Global Environment # | - BNP Paribas Funds Sustainable Global Equity # |
| - BNP Paribas Funds Emerging Bond | - BNP Paribas Funds Global High Yield Bond | - BNP Paribas Funds Sustainable Global Low Vol Equity # |
| - BNP Paribas Funds Emerging Bond Opportunities | - BNP Paribas Funds Green Tigers # | - BNP Paribas Funds Sustainable Multi-Asset Balanced # |
| - BNP Paribas Funds Emerging Equity | - BNP Paribas Funds Health Care Innovators | - BNP Paribas Funds Sustainable Multi-Asset Growth # |
| - BNP Paribas Funds Emerging Multi-Asset Income | - BNP Paribas Funds Inclusive Growth# | - BNP Paribas Funds Sustainable US Value Multi-Factor Equity # |
| - BNP Paribas Funds Energy Transition # | - BNP Paribas Funds India Equity | - BNP Paribas Funds Target Risk Balanced |
| - BNP Paribas Funds Environmental Absolute Return Thematic Equity (EARTH) # | - BNP Paribas Funds Japan Equity | - BNP Paribas Funds US Growth |
| - BNP Paribas Funds Euro Bond | - BNP Paribas Funds Japan Small Cap | - BNP Paribas Funds US Mid Cap |
| - BNP Paribas Funds Euro Corporate Bond | - BNP Paribas Funds Latin America Equity | - BNP Paribas Funds US Small Cap |
| - BNP Paribas Funds Euro Equity | | - BNP Paribas Funds USD Money Market* |
| - BNP Paribas Funds Euro Government Bond | | - BNP Paribas Funds USD Short Duration Bond |

Société d'investissement à capital variable

Investment company with variable capital

31 October 2023

This Singapore Prospectus incorporates and accompanies the attached Luxembourg Prospectus dated August 2023 (collectively known as the "Luxembourg Prospectus"), relating to the BNP Paribas Funds, an open-ended investment company incorporated under Luxembourg laws and constituted outside Singapore. This Singapore Prospectus is not authorised for distribution without the Luxembourg Prospectus. Please read this Singapore Prospectus and the Luxembourg Prospectus for full information on the BNP Paribas Funds. BNP Paribas Funds has appointed BNP PARIBAS ASSET MANAGEMENT Singapore Limited (whose details appear on Paragraph 12 of this Singapore Prospectus) as its Singapore Representative and as its agent for service of process in Singapore.

*BNP Paribas Funds Euro Money Market and BNP Paribas Funds USD Money Market sub-funds are money market funds (MMF). An investment in MMF is not the same as placing funds on deposit with a bank or deposit-taking company. Although the Manager may seek to maintain or preserve the principal value of the sub-funds, there can be no assurance that the sub-funds will be able to meet this objective. The sub-funds are not guaranteed funds, in that there is no guarantee as to the amount of capital invested or return received.

This sub-fund is an ESG Fund under Circular No. CFC 02/2002 on the Disclosure and Reporting Guidelines for Retail ESG Funds ("ESG Circular") issued by the Monetary Authority of Singapore.

Important Notice

BNP Paribas Funds is an open-ended investment company (société d'investissement à capital variable – abbreviated to “SICAV”), incorporated under Luxembourg law on 27 March 1990 for an indefinite period under the name PARVEST. The current name BNP Paribas Funds is effective as from 30 August 2019. The Company is constituted outside Singapore.

The above sub-funds of the Company (the “**sub-funds**”) which are being offered to investors for subscription in Singapore pursuant to this Singapore Prospectus are recognised schemes under the Securities and Futures Act (Cap. 289) (the “**SFA**”). A copy of this Singapore Prospectus has been lodged with and registered by the Monetary Authority of Singapore (the “**Authority**”). The Authority assumes no responsibility for the contents of this Singapore Prospectus. Registration of this Singapore Prospectus by the Authority does not imply that the Securities and Futures Act, or any other legal or regulatory requirements have been complied with. The Authority has not, in any way, considered the investment merits of the sub-funds.

You should note that this Singapore Prospectus incorporates and should be read in conjunction with the Luxembourg Prospectus (as may be amended or supplemented from time to time).

The Company, which is the offeror of shares in the sub-funds, has appointed BNP PARIBAS ASSET MANAGEMENT Singapore Limited as its agent for service of process and as its Singapore representative (whose details appear in paragraphs 4 and 12 of this Singapore Prospectus).

This Singapore Prospectus is authorised for distribution only when accompanied by the Luxembourg Prospectus. Please read this Singapore Prospectus and the Luxembourg Prospectus for full information on the sub-funds.

You should note that in order to optimise the sub-funds' portfolio return, all sub-funds are authorised to use the derivative techniques and instruments described in Appendix 1 and Appendix 2 to the Luxembourg Prospectus (particularly securities, warrants, interest rate, currency, inflation and volatility swaps and other financial instruments, contracts for difference which can be used to exchange asset price differences, futures and securities and interest rate or futures options) as part of their core investment policy, on the terms and conditions set out in the said Appendices.

You should be aware that market conditions and applicable regulations may restrict the use of these instruments. The success of these strategies cannot be guaranteed. Sub-funds using these techniques and instruments assume risks and incur costs they would not have assumed or incurred if they had not used such techniques. You should also be aware of the increased risk of volatility generated by sub-funds using these techniques and instruments for other purposes than hedging. If the Managers and Sub-managers incorrectly forecast trends for securities, currency and interest rate markets, the affected sub-fund may be worse off than if no such strategy had been used.

CONTENTS

IMPORTANT ADDITIONAL INFORMATION FOR SINGAPORE INVESTORS IN BNP PARIBAS FUNDS

Paragraph	Page
1. Singapore Prospectus.....	3
2. The Company	5
3. The Funds	5
4. Management and Administration of The Company	5
5. Singapore Recognition of Sub-Funds.....	10
6. Date of Registration.....	10
7. Categories of Shares	10
8. Methods of Valuation	20
9. Disclaimers	22
10. Constitutive Documents.....	23
11. Extract from Register of Shareholders.....	23
12. Singapore Directory.....	23
13. Track Record of the Management Company and the Managers.....	24
14. Auditors	30
15. Structure of the Company	30
16. Investment Objective and Policies of the Sub-Funds	30
17. Additional Information Regarding BNP Paribas Funds Euro Money Market And BNP Paribas Funds USD Money Market.....	95
18. Fees and Charges	96
19. Risks	96
20. Securities Financing Transactions (“SFT”) And Repurchase Transactions/ Reverse Repurchase Transactions.....	103
21. Subscription for Shares.....	105
22. Redemption of Shares.....	109
23. Conversion of Shares.....	111
24. Obtaining Prices of Shares.....	111
25. Suspension of Dealings.....	111
26. Performance of Sub-Funds	112
27. Soft Dollar Commissions/Arrangements	192
28. Conflict of Interests	192

29. Reports.....	192
30. Certain Singapore Tax Considerations	193
31. Queries and Complaints.....	193
32. Documents Available for Inspection in Singapore	193
APPENDIX I	194
APPENDIX 2.....	217

IMPORTANT ADDITIONAL INFORMATION FOR SINGAPORE INVESTORS IN BNP PARIBAS FUNDS

**IMPORTANT: PLEASE READ AND RETAIN THIS SINGAPORE PROSPECTUS AND THE
LUXEMBOURG PROSPECTUS FOR FUTURE REFERENCE**

1. SINGAPORE PROSPECTUS

This Singapore Prospectus relates to the following sub-funds:

- 1.1 BNP Paribas Funds Aqua
- 1.2 BNP Paribas Funds Asia Tech Innovators
- 1.3 BNP Paribas Funds Brazil Equity
- 1.4 BNP Paribas Funds China A-Shares
- 1.5 BNP Paribas Funds China Equity
- 1.6 BNP Paribas Funds Climate Impact
- 1.7 BNP Paribas Funds Consumer Innovators
- 1.8 BNP Paribas Funds Disruptive Technology
- 1.9 BNP Paribas Funds Ecosystem Restoration
- 1.10 BNP Paribas Funds Emerging Bond
- 1.11 BNP Paribas Funds Emerging Bond Opportunities
- 1.12 BNP Paribas Funds Emerging Equity
- 1.13 BNP Paribas Funds Emerging Multi-Asset Income
- 1.14 BNP Paribas Funds Energy Transition
- 1.15 BNP Paribas Funds Environmental Absolute Return Thematic Equity (EARTH)
- 1.16 BNP Paribas Funds Euro Bond
- 1.17 BNP Paribas Funds Euro Corporate Bond
- 1.18 BNP Paribas Funds Euro Equity
- 1.19 BNP Paribas Funds Euro Government Bond
- 1.20 BNP Paribas Funds Euro High Yield Bond
- 1.21 BNP Paribas Funds Euro Money Market
- 1.22 BNP Paribas Funds Europe Convertible
- 1.23 BNP Paribas Funds Europe Equity
- 1.24 BNP Paribas Funds Europe Growth

- 1.25 BNP Paribas Funds Europe Small Cap
- 1.26 BNP Paribas Funds Global Bond Opportunities
- 1.27 BNP Paribas Funds Global Convertible
- 1.28 BNP Paribas Funds Global Environment
- 1.29 BNP Paribas Funds Global High Yield Bond
- 1.30 BNP Paribas Funds Green Tigers
- 1.31 BNP Paribas Funds Health Care Innovators
- 1.32 BNP Paribas Funds Inclusive Growth
- 1.33 BNP Paribas Funds India Equity
- 1.34 BNP Paribas Funds Japan Equity
- 1.35 BNP Paribas Funds Japan Small Cap
- 1.36 BNP Paribas Funds Latin America Equity
- 1.37 BNP Paribas Funds Local Emerging Bond
- 1.38 BNP Paribas Funds Multi-Asset Thematic
- 1.39 BNP Paribas Funds Russia Equity
- 1.40 BNP Paribas Funds SMaRT Food
- 1.41 BNP Paribas Funds Sustainable Asia ex-Japan Equity
- 1.42 BNP Paribas Funds Sustainable Asian Cities Bond
- 1.43 BNP Paribas Funds Sustainable Europe Dividend
- 1.44 BNP Paribas Funds Sustainable Global Corporate Bond
- 1.45 BNP Paribas Funds Sustainable Global Equity
- 1.46 BNP Paribas Funds Sustainable Global Low Vol Equity
- 1.47 BNP Paribas Funds Sustainable Multi-Asset Balanced
- 1.48 BNP Paribas Funds Sustainable Multi-Asset Growth
- 1.49 BNP Paribas Funds Sustainable US Value Multi-Factor Equity
- 1.50 BNP Paribas Funds Target Risk Balanced
- 1.51 BNP Paribas Funds US Growth
- 1.52 BNP Paribas Funds US Mid Cap
- 1.53 BNP Paribas Funds US Small Cap
- 1.54 BNP Paribas Funds USD Money Market
- 1.55 BNP Paribas Funds USD Short Duration Bond

(collectively, the "**sub-funds**" and each a "**sub-fund**")

You should read this Singapore Prospectus in conjunction with the Luxembourg Prospectus. Unless the context otherwise requires, terms defined in the Luxembourg Prospectus shall have the same meanings when used in this Singapore Prospectus except where specifically provided for otherwise in this Singapore Prospectus. Unless otherwise stated, if there is any discrepancy between this Singapore Prospectus and the Luxembourg Prospectus, the Luxembourg Prospectus shall prevail.

2. THE COMPANY

The Company is an open-ended investment company (*société d'investissement à capital variable* – abbreviated to "SICAV"), incorporated under Luxembourg law on 27 March 1990 for an indefinite period.

The Company is currently governed by the provisions of Part I of the Law of 17 December 2010 governing undertakings for collective investment as well as by European Council Directive 2009/65/EC as amended by the European Parliament and of the Council Directive 2014/91/EU ("**Directive 2009/65/EC**") and the provisions of Regulation 2017/1131 of the European Parliament and of the Council of 14 June 2017 ("**Regulations 2017/1131**").

The Company is an umbrella fund, which comprises multiple sub-funds, each with distinct assets and liabilities of the Company. Each sub-fund has an investment policy and an Accounting Currency that is specific to it as determined by the Board of Directors.

The Company is a single legal entity.

The Board of Directors may at any time create new sub-funds, investment policy and offering methods of which will be communicated at the appropriate time by an update to the Luxembourg and Singapore Prospectuses. Shareholders may also be informed via press publications if required by regulations or if deemed appropriate by the Board of Directors. Similarly, the Board of Directors may close sub-funds, in accordance with the provisions of Appendix of the Luxembourg Prospectus.

Further details of the Company are set out under Book I of the Luxembourg Prospectus – General Provisions.

3. THE FUNDS

The Board of Directors may establish one or more sub-funds under the Company from time to time. The sub-funds currently offered to investors in Singapore in the Singapore Prospectus are listed in Paragraph 7 below.

The Board of Directors may also create new share classes in the Company from time to time. As at the date of this Singapore Prospectus, the list of share classes is reflected in Paragraph 7 below. Please refer to Book I of the Luxembourg Prospectus – The Shares for further details.

4. MANAGEMENT AND ADMINISTRATION OF THE COMPANY

4.1 Board of Directors

The Directors of the Company are responsible for the overall management and control of the Company. The Directors of the Company will receive periodic reports from the Investment Adviser and/or Sub-Advisers detailing the Fund's performance and analysing its investment portfolio. The Investment Adviser and/or Sub-Advisers will provide such other information as may from time to time be reasonably required by the Directors of the Company.

4.2 The Management Company

The Directors of the Company have appointed BNP PARIBAS ASSET MANAGEMENT Luxembourg, a company incorporated in Luxembourg whose registered address is at 10, rue Edward Steichen L-2540 Luxembourg, Grand Duchy of Luxembourg (the “**Management Company**”), as the Management Company of the sub-funds. The Management Company was incorporated as a limited company (*société anonyme*) in Luxembourg on 19 February 1988. The Management Company performs administration, portfolio management and marketing tasks on behalf of the Company.

Under its own responsibility and at its own expense, the Management Company is authorised to delegate some or all of these tasks to third parties of its choice. The Management Company has delegated the administration functions to the Transfer and Registrar Agent. The Management Company has also delegated the marketing functions to the Singapore Representative and the investment management services to the investment managers.

The regulatory authority for the Management Company is Commission de Surveillance du Secteur Financier.

For further details of the Management Company, please refer to Book I of the Luxembourg Prospectus - “Administration and Management”.

4.3 Directors and Key Executives of the Management Company

4.3.1 Stéphane BRUNET

Mr Stéphane Brunet is the Chief Executive Officer of BNP PARIBAS ASSET MANAGEMENT Luxembourg. Prior to his present appointment, he was Executive Director of BNP Paribas Asset Management Luxembourg from March 2007 to May 2010, Head of Internal Audit from May 2002 to February 2007, Inspector, General Inspection BNP Paribas from January 1999 to April 2002 and Country Risk Economist (Asia Zone), BNP Paribas from 1994 to 1998. Mr Brunet holds a post-graduate degree in Histoire de la Pensée Economique et Epistémologie and a Master degree in Economics from the Université de Paris I, Panthéon-Sorbonne.

4.3.2 Georges ENGEL

Mr Georges Engel currently serves as an independent Non-Executive Director of BNP PARIBAS ASSET MANAGEMENT Luxembourg. From 2014 to 2015, Mr Georges Engel was the Advisor to Senior Management of Fund Distribution in BNP PARIBAS ASSET MANAGEMENT France, Paris and was previously the Chief Executive Officer of BNP Paribas Investment Partners (Switzerland) SA from 2010 to 2014. From 2000 to 2010, Mr Engel had undertaken various responsibilities in BNP Paribas Investment Partners, including working in Global Distributors, Institutional Intermediaries, Islamic Business Development, External Distribution and Institutional Clients Asia Pacific and Middle East, External Distribution Northern-Eastern Europe and Luxembourg Client Service. He was also appointed Head of European Institutional Business Development of BNP International Asset Management from 1998 to 1999. Before joining the BNP Paribas group, Mr Engel served as Head of Cash and Derivative Equity Trading for Eastern Europe, Middle East, Africa and India of Banque Nationale de Paris.

Mr Engel holds a degree from Institut Supérieur de Gestion. He speaks fluent French and English, as well as basic German.

4.3.3 Pierre MOULIN

Pierre Moulin is currently Global Head of Products and Strategic Marketing at BNP Paribas Asset Management France.

Mr. Moulin began his career at BNP Paribas SA in September 1997 as a Trader in Equity Derivatives. He rose through the ranks, as Head of the General Inspection Department, then as Head of Financial Engineering, after which he was appointed Head of Marketing, Innovation and Research. Subsequently, he held the position of Global Head of Products and Strategic Marketing, as well as Executive Committee member of BNP Paribas Asset Management since October 2016 before his current appointment.

Mr. Moulin's education was in Lycée du Parc – Lyon, then Ecole Centrale de Lyon, followed by Ecole Centrale de Paris.

In addition, Mr. Moulin has published several articles in various journals. Examples of such articles are "Predicting the success of volatility targeting strategies: Application to equities and other asset classes" in the Journal of Alternative Investments, 2016, as well as "An integrated risk-budgeting approach for multi-strategy equity portfolios" in the Journal of Asset Management, 2014.

4.3.4 Mrs Marie-Sophie PASTANT

Mrs Marie-Sophie PASTANT is Head of the ETF, Index & Synthetic Systematic Strategies Portfolio Management team within BNP Paribas Asset Management France, which currently has AM of 38 billion Euros. She is head of a team that specializes in ETF, Index funds, systematic strategies and mandates in various underlying assets. She is responsible for minimizing operational risk, developing new management techniques among other key functions. Prior to this, Mrs PASTANT rose through the ranks in BNP Paribas Asset Management, having first joined them in 2007 as an Index fund manager. Subsequently, she rose to become Head of the Index management team, then Deputy Head of both the Index and the ETF Management teams, then Head of the ETF, Index & Synthetic Systematic Strategies Portfolio Management team.

Mrs PASTANT graduated from the Ecole Centrale Marseille (Engineering School), specializing in financial engineering and project management. In addition, she is a graduate of GREQAM (Group of Research in Quantitative Economics) with a Masters' Degree in Economics and Econometrics Analysis. She is fluent in both French and English.

4.4 Singapore Representative

BNP PARIBAS ASSET MANAGEMENT Singapore Limited is the Singapore representative (the "**Singapore Representative**") of the Company to provide and maintain certain administrative and other facilities in respect of the Company.

The Singapore Representative will carry out or will ensure the carrying out of, among other things, the following functions:

- (a) facilitate the issue and redemption of shares ("**Shares**") for Singapore Shareholders;
- (b) facilitate the publishing of the issue and redemption prices of Shares;
- (c) facilitate the sending of reports relating to the sub-funds to Shareholders;
- (d) facilitate the furnishing of such books relating to the sale and redemption of Shares as the Authority may require;
- (e) facilitate the inspection of instruments constituting the sub-funds;
- (f) maintain for inspection in Singapore, a subsidiary register of Shareholders who subscribed for or purchased Shares in Singapore, or maintain in Singapore, a facility that enables the inspection of or extraction from the register of the sub-funds of information on Shareholders who subscribed for or purchase Shares in Singapore;
- (g) at the request of investors, provide copies of this Singapore Prospectus (including the Luxembourg Prospectus), the articles of incorporation of the Company, the semi-annual reports and audited financial statements relating to the Company;
- (h) accept on behalf of the Company, service of all notice and other documents addressed to the Company by any Singapore Shareholders and send the same to the Company;
- (i) such other duties and obligations as may be agreed in writing between the Company, the Management Company and the Singapore Representative from time to time; and

- (j) such other functions as the Authority may prescribe.

4.5 Depository / Paying Agent

BNP Paribas, Luxembourg Branch, is the Depository, paying agent, Transfer and Registrar Agent (“**Depository**”).

BNP Paribas, Luxembourg Branch is a branch of BNP Paribas. BNP Paribas is a licensed bank incorporated in France as a Société Anonyme (public limited company) registered with the Registre du commerce et des sociétés Paris (Trade and Companies’ Register) under number No. 662 042 449, authorised by the Autorité de Contrôle Prudentiel et de Résolution (ACPR) and supervised by the Autorité des Marchés Financiers (AMF), with its registered address at 16 Boulevard des Italiens, 75009 Paris, France, acting through its Luxembourg Branch, whose office is at 60, avenue J.F. Kennedy, L-1855 Luxembourg, Grand-Duchy of Luxembourg, registered with the Luxembourg Trade and Companies’ Register under number B23968 and supervised by the Commission de Surveillance du Secteur Financier (the “CSSF”).

The Depository performs three types of functions, namely (i) the oversight duties (as defined in Art 34(1) of the Law), (ii) the monitoring of the cash flows of the Company (as set out in Art 34(2) of the Law) and (iii) the safekeeping of the Company’s assets (as set out in Art 34(3) of the Law).

Under its oversight duties, the Depository is required to:

- (1) ensure that the sale, issue, repurchase, redemption and cancellation of shares effected on behalf of the Company are carried out in accordance with the Law or with the Articles of Association,
- (2) ensure that the value of shares is calculated in accordance with the Law and the Articles of Association,
- (3) carry out the instructions of the Company or the Management Company acting on behalf of the Company, unless they conflict with the Law or the Company’s Articles of Association,
- (4) ensure that in transactions involving the Company’s assets, the consideration is remitted to the Company within the usual time limits;
- (5) ensure that the Company’s revenues are allocated in accordance with the Law and its Articles of Association.

Conflicts of interest

The overriding objective of the Depository is to protect the interests of the shareholders, which always prevail over any commercial interests.

Conflicts of interest may arise if and when the Management Company or the Company maintains other business relationships with BNP Paribas, Luxembourg Branch in parallel with an appointment of BNP Paribas, Luxembourg Branch acting as Depository.

Such other business relationships may cover services in relation to:

- Outsourcing/delegation of middle or back office functions (e.g. trade processing, position keeping, post trade investment compliance monitoring, collateral management, OTC valuation, fund administration inclusive of net asset value calculation, transfer agency, fund dealing services) where BNP Paribas or its affiliates act as agent of the Company or the Management Company, or
- Selection of BNP Paribas or its affiliates as counterparty or ancillary service provider for matters such as foreign exchange execution, securities lending, bridge financing.

The Depository is required to ensure that any transaction relating to such business relationships between the Depository and an entity within the same group as the Depository is conducted at arm’s length and is in the best interests of shareholders.

In order to address any situations of conflicts of interest, the Depository has implemented and maintains a management of conflicts of interest policy, aiming namely at:

- Identifying and analysing potential situations of conflicts of interest;
- Recording, managing and monitoring the conflict of interest situations either in:
 - o Relying on the permanent measures in place to address conflicts of interest such as segregation of duties, separation of reporting lines, insider lists for staff members;

- Implementing a case-by-case management to (i) take the appropriate preventive measures such as drawing up a new watch list, implementing a new Chinese wall, (i.e. by separating functionally and hierarchically the performance of its Depositary duties from other activities), making sure that operations are carried out at arm's length and/or informing the concerned shareholders, or (ii) refuse to carry out the activity giving rise to the conflict of interest;
- Implementing a deontological policy;
- recording of a cartography of conflict of interests permitting to create an inventory of the permanent measures put in place to protect the Company's interests; or
- setting up internal procedures in relation to, for instance (i) the appointment of service providers which may generate conflicts of interests, (ii) new products/activities of the Depositary in order to assess any situation entailing a conflict of interest.

In the event that conflicts of interest do arise, the Depositary will undertake to use its reasonable endeavours to resolve any such conflicts of interest fairly (having regard to its respective obligations and duties) and to ensure that the Company and the shareholders are fairly treated.

Sub-delegation by the Depositary:

The Depositary may delegate to third parties the safekeeping of the Company's assets subject to the conditions laid down in the applicable laws and regulations and the provisions of the Depositary Agreement. The process of appointing such delegates and their continuing oversight follows the highest quality standards, including the management of any potential conflict of interest that should arise from such an appointment. Such delegates must be subject to effective prudential regulation (including minimum capital requirements, supervision in the jurisdiction concerned and external periodic audit) for the custody of financial instruments. The Depositary's liability shall not be affected by any such delegation.

A potential risk of conflicts of interest may occur in situations where the delegates may enter into or have a separate commercial and/or business relationships with the Depositary in parallel to the custody delegation relationship.

In order to prevent such potential conflicts of interest from cristalizing, the Depositary has implemented and maintains an internal organisation whereby such separate commercial and / or business relationships have no bearings on the choice of the delegate or the monitoring of the delegates' performance under the delegation agreement.

A list of these delegates and sub-delegates for its safekeeping duties is available in the website: <https://securities.cib.bnpparibas/app/uploads/sites/3/2021/11/ucitsv-list-of-delegates-sub-delegates-en.pdf>.

Such list may be updated from time to time.

Updated information on the Depositary's custody duties, a list of delegations and sub-delegations and conflicts of interest that may arise, may be obtained, free of charge and upon request, from the Depositary.

BNP Paribas, Luxembourg Branch, being part of a group providing clients with a worldwide network covering different time zones, may entrust parts of its operational processes to other BNP Paribas Group entities and/or third parties, whilst keeping ultimate accountability and responsibility in Luxembourg. The entities involved in the support of internal organisation, banking services, central administration and transfer agency service are listed in the website: <https://securities.cib.bnpparibas/luxembourg/>.

Further information on BNP Paribas, Luxembourg Branch international operating model linked to the Company may be provided upon request by BNP Paribas, Luxembourg Branch, the Company and the Management Company.

Independence requirement

The selection of the Depositary by the Management Company is based on robust, objective and pre-defined criteria and warrants the sole interest of the Company and its investors, Details about this selection process can be provided to investors upon request by the Management Company.

Insolvency of the Depositary

In accordance with article 36 of the law of 17 December 2010 relating to undertakings for collective investment, the duties of the Depositary shall cease notably where (i) the Depositary has been declared bankrupt, has entered into an arrangement with creditors, has obtained a suspension of payment, has been

put under court-controlled management or has been the subject of similar proceedings, or has been put into liquidation (ii). Further details of the Depositary are set out under the heading “Depositary” in the “ADMINISTRATION AND MANAGEMENT” section in the Book 1 of the Luxembourg Prospectus.”

Please refer to Book I of the Luxembourg Prospectus – “General Information” and “Administration and Management” for further information relating to the Depositary.

5. SINGAPORE RECOGNITION OF SUB-FUNDS

The sub-funds offered in this Singapore Prospectus are recognised collective investment schemes under the SFA. A copy of this Singapore Prospectus (“**Singapore Prospectus**”) has been lodged with and registered by the Authority. The Authority is not responsible for the contents of this Singapore Prospectus. The registration of this Singapore Prospectus by the Authority does not mean that the SFA or any other legal or regulatory requirements have been complied with. The Authority has not, in any way, considered the investment merits of the sub-funds.

6. DATE OF REGISTRATION

This Singapore Prospectus was registered by the Authority on 31 October 2023. This Singapore Prospectus shall be valid for a period of 12 months after the date of registration (i.e., up to and including 30 October 2024) and shall expire on 31 October 2024.

7. CATEGORIES OF SHARES

The Company may issue shares of various categories in relation to each sub-fund. The main difference between the categories of shares is the fees and costs charged.

You may subscribe for the categories of Shares as set out against the name of each sub-fund in the table below.

Each sub-fund has an “**Accounting Currency**” which refers to the main currency of the sub-fund when several valuation currencies are available for a same share category.

No.	Name of Sub-Fund	Share categories offered to Singapore Investors
1.	BNP Paribas Funds Aqua (denominated in EUR)	<ul style="list-style-type: none"> • Classic • Classic RH SGD MD⁹ • Classic RH USD¹⁰ • Classic RH USD MD¹⁰ • Classic SGD • Classic USD • I¹¹ • I USD • Privilege¹⁵ • Privilege USD
2.	BNP Paribas Funds Asia Tech Innovators (denominated in USD)	<ul style="list-style-type: none"> • Classic • Classic RH SGD⁹
3.	BNP Paribas Funds Brazil Equity (denominated in USD)	<ul style="list-style-type: none"> • Classic • Classic EUR

No.	Name of Sub-Fund	Share categories offered to Singapore Investors
		<ul style="list-style-type: none"> • I¹¹ • Privilege¹⁵
4.	BNP Paribas Funds China A-Shares (denominated in USD)	<ul style="list-style-type: none"> • Classic
5.	BNP Paribas Funds China Equity (denominated in USD)	<ul style="list-style-type: none"> • Classic • Classic EUR • Classic RH SGD⁹ • Classic RH SGD MD⁹ • I¹¹ • Privilege¹⁵
6.	BNP Paribas Funds Climate Impact (denominated in EUR)	<ul style="list-style-type: none"> • Classic • Classic USD • Classic RH SGD⁹ • U2 HKD • U2 HKD MD • U2 RH AUD • U2 RH CHF • U2 RH CNH • U2 RH CNH MD • U2 RH EUR • U2 RH EUR MD • U2 RH GBP • U2 RH SGD • U2 RH SGD MD • U2 RH USD • U2 USD • U2 USD MD
7.	BNP Paribas Funds Consumer Innovators (denominated in EUR)	<ul style="list-style-type: none"> • Classic • Classic HKD • Classic RH SGD⁹ • Classic USD • I¹¹ • Privilege¹⁵
8.	BNP Paribas Funds Disruptive Technology (denominated in EUR)	<ul style="list-style-type: none"> • Classic • Classic USD • Classic RH USD¹⁰ • I¹¹

No.	Name of Sub-Fund	Share categories offered to Singapore Investors
		<ul style="list-style-type: none"> • Privilege¹⁵ • Privilege USD
9.	BNP Paribas Funds Ecosystem Restoration (denominated in EUR)	<ul style="list-style-type: none"> • Classic RH SGD⁹ • Classic USD • I USD • Privilege USD
10.	BNP Paribas Funds Emerging Bond (denominated in USD)	<ul style="list-style-type: none"> • Classic • Classic EUR • Classic MD • I¹¹ • IH EUR¹² • Privilege¹⁵
11.	BNP Paribas Funds Emerging Bond Opportunities (denominated in USD)	<ul style="list-style-type: none"> • Classic • Classic EUR MD • Classic HKD MD • Classic MD • Classic RH AUD MD⁴ • Classic RH CNH MD⁶ • Classic RH EUR⁷ • Classic RH HKD MD⁸ • Classic RH SGD MD⁹ • I¹¹ • I RH EUR¹⁴ • Privilege¹⁵
12.	BNP Paribas Funds Emerging Equity (denominated in USD)	<ul style="list-style-type: none"> • Classic • Classic EUR • I¹¹ • Privilege¹⁵
13.	BNP Paribas Funds Emerging Multi-Asset Income (denominated in USD)	<ul style="list-style-type: none"> • Classic • Classic MD • Classic HKD MD • Classic RH AUD MD⁴ • Classic RH CNH MD⁶ • Classic RH EUR⁷ • Classic RH SGD MD⁹ • I¹¹

No.	Name of Sub-Fund	Share categories offered to Singapore Investors
14.	BNP Paribas Funds Energy Transition (denominated in EUR)	<ul style="list-style-type: none"> • Classic • Classic USD • Classic RH SGD⁹ • Classic RH USD¹⁰ • Classic Solidarity • Classic Solidarity H EUR • I¹¹ • I USD • Privilege¹⁵ • Privilege USD
15.	BNP Paribas Funds Environmental Absolute Return Thematic Equity (EARTH) (denominated in USD)	<ul style="list-style-type: none"> • Classic • Classic RH SGD⁹
16.	BNP Paribas Funds Euro Bond (denominated in EUR)	<ul style="list-style-type: none"> • Classic • I¹¹ • Privilege¹⁵
17.	BNP Paribas Funds Euro Corporate Bond (denominated in EUR)	<ul style="list-style-type: none"> • Classic • I¹¹ • Privilege¹⁵
18.	BNP Paribas Funds Euro Equity (denominated in EUR)	<ul style="list-style-type: none"> • Classic • Classic H USD³ • Classic USD • I¹¹ • Privilege¹⁵
19.	BNP Paribas Funds Euro Government Bond (denominated in EUR)	<ul style="list-style-type: none"> • Classic • I¹¹ • Privilege¹⁵
20.	BNP Paribas Funds Euro High Yield Bond (denominated in EUR)	<ul style="list-style-type: none"> • Classic • Classic H USD MD³ • I¹¹ • Privilege¹⁵
21.	BNP Paribas Funds Euro Money Market (denominated in EUR)	<ul style="list-style-type: none"> • Classic • I¹¹ • Privilege¹⁵
22.	BNP Paribas Funds Europe Convertible (denominated in EUR)	<ul style="list-style-type: none"> • Classic • I¹¹

No.	Name of Sub-Fund	Share categories offered to Singapore Investors
		<ul style="list-style-type: none"> • IH EUR¹² • Privilege¹⁵
23.	BNP Paribas Funds Europe Equity (denominated in EUR)	<ul style="list-style-type: none"> • Classic • Classic USD • I¹¹ • I USD • Privilege¹⁵
24.	BNP Paribas Funds Europe Growth (denominated in EUR)	<ul style="list-style-type: none"> • Classic • Classic RH SGD⁹ • Classic RH SGD MD⁹ • Classic RH USD¹⁰ • Classic RH USD MD¹⁰ • Classic USD • I¹¹ • Privilege¹³
25.	BNP Paribas Funds Europe Small Cap (denominated in EUR)	<ul style="list-style-type: none"> • Classic • Classic RH USD¹⁰ • Classic RH SGD⁹ • Classic USD • I¹¹ • Privilege¹⁵
26.	BNP Paribas Funds Global Bond Opportunities (denominated in EUR)	<ul style="list-style-type: none"> • Classic • Classic H USD³ • I¹¹ • Privilege¹⁵
27.	BNP Paribas Funds Global Convertible (denominated in EUR)	<ul style="list-style-type: none"> • Classic • Classic MD • Classic RH EUR⁷ • I¹¹ • I RH EUR¹⁴ • Privilege¹⁵ • Privilege RH EUR¹³
28.	BNP Paribas Funds Global Environment (denominated in EUR)	<ul style="list-style-type: none"> • Classic • Classic RH SGD MD⁹ • Classic RH USD MD¹⁰ • Classic SGD

No.	Name of Sub-Fund	Share categories offered to Singapore Investors
		<ul style="list-style-type: none"> • Classic USD • I¹¹ • Privilege¹⁵
29.	BNP Paribas Funds Global High Yield Bond (denominated in EUR)	<ul style="list-style-type: none"> • Classic • Classic H USD³ • I¹¹ • IH USD¹³ • Privilege¹⁵
30.	BNP Paribas Funds Green Tigers (denominated in USD)	<ul style="list-style-type: none"> • Classic • Classic EUR • Classic MD • Classic RH SGD⁹ • Classic RH SGD MD⁹
31.	BNP Paribas Funds Health Care Innovators (denominated in EUR)	<ul style="list-style-type: none"> • Classic • Classic USD • I¹¹ • Privilege¹⁵
32.	BNP Paribas Funds Inclusive Growth (denominated in EUR)	<ul style="list-style-type: none"> • Classic USD • Classic RH SGD⁹
33.	BNP Paribas Funds India Equity (denominated in USD)	<ul style="list-style-type: none"> • Classic • Classic EUR • I¹¹ • Privilege¹⁵
34.	BNP Paribas Funds Japan Equity (denominated in JPY)	<ul style="list-style-type: none"> • Classic • Classic EUR • Classic H EUR¹ • Classic H USD³ • Classic USD • I¹¹ • Privilege¹⁵
35.	BNP Paribas Funds Japan Small Cap (denominated in JPY)	<ul style="list-style-type: none"> • Classic • Classic EUR • Classic H EUR¹ • Classic H USD³ • Classic USD • I¹¹

No.	Name of Sub-Fund	Share categories offered to Singapore Investors
		<ul style="list-style-type: none"> • Privilege¹⁵ • Privilege H USD
36.	BNP Paribas Funds Latin America Equity (denominated in USD)	<ul style="list-style-type: none"> • Classic • Classic EUR • I¹¹ • Privilege¹⁵
37.	BNP Paribas Funds Local Emerging Bond (denominated in USD)	<ul style="list-style-type: none"> • Classic • Classic EUR • Classic RH EUR⁷ • I¹¹ • I RH EUR¹⁴ • Privilege¹⁵
38.	BNP Paribas Funds Multi-Asset Thematic (denominated in EUR)	<ul style="list-style-type: none"> • Classic • Classic MD • Classic RH AUD⁴ • Classic RH AUD MD⁴ • Classic RH CAD MD • Classic RH CNH MD⁶ • Classic RH HKD MD⁸ • Classic RH SGD⁹ • Classic RH SGD MD⁹ • Classic RH USD¹⁰ • Classic RH USD MD¹⁰ • I¹¹ • Privilege¹⁵ • Privilege MD • Privilege RH USD • Privilege RH USD MD
39.	BNP Paribas Funds Russia Equity (denominated in EUR)	<ul style="list-style-type: none"> • Classic • Classic USD • I¹¹ • Privilege¹⁵
40.	BNP Paribas Funds SMaRT Food (denominated in EUR)	<ul style="list-style-type: none"> • Classic • Classic USD • Classic SGD • Classic RH USD¹⁰ • Classic RH USD MD¹⁰

No.	Name of Sub-Fund	Share categories offered to Singapore Investors
41.	BNP Paribas Funds Sustainable Asia ex-Japan Equity (denominated in USD)	<ul style="list-style-type: none"> • Classic • Classic MD • Classic EUR • Classic RH AUD⁴ • Classic RH SGD⁹ • I¹¹ • I EUR • Privilege¹⁵ • Privilege EUR
42.	BNP Paribas Funds Sustainable Asian Cities Bond (denominated in USD)	<ul style="list-style-type: none"> • Classic • Classic EUR • Classic RH AUD MD⁴ • Classic RH HKD MD⁸ • Classic RH SGD MD⁹ • Classic MD • I¹¹ • Privilege¹⁵
43.	BNP Paribas Funds Sustainable Europe Dividend (denominated in EUR)	<ul style="list-style-type: none"> • Classic • I¹¹ • Privilege¹⁵
44.	BNP Paribas Funds Sustainable Global Corporate Bond (denominated in USD)	<ul style="list-style-type: none"> • Classic • Classic H EUR¹ • I¹¹ • Privilege¹⁵
45.	BNP Paribas Funds Sustainable Global Equity (denominated in USD)	<ul style="list-style-type: none"> • Classic • Classic EUR • I¹¹ • Privilege¹⁵
46.	BNP Paribas Funds Sustainable Global Low Vol Equity (denominated in EUR)	<ul style="list-style-type: none"> • Classic • Classic USD • I¹¹ • I USD • Privilege¹⁵
47.	BNP Paribas Funds Sustainable Multi-Asset Balanced (denominated in EUR)	<ul style="list-style-type: none"> • Classic RH USD¹⁰ • Classic RH USD MD¹⁰ • Classic RH SGD⁹

No.	Name of Sub-Fund	Share categories offered to Singapore Investors
		<ul style="list-style-type: none"> • Classic RH SGD MD⁹ • Classic RH HKD MD⁸ • Classic RH AUD MD⁴ • Classic RH CAD MD⁵
48.	BNP Paribas Funds Sustainable Multi-Asset Growth (denominated in EUR)	<ul style="list-style-type: none"> • Classic RH USD¹⁰ • Classic RH USD MD¹⁰ • Classic RH SGD⁹ • Classic RH SGD MD⁹
49.	BNP Paribas Funds Sustainable US Value Multi-Factor Equity (denominated in USD)	<ul style="list-style-type: none"> • Classic • Classic EUR • Classic H EUR¹ • I¹¹ • IH EUR¹² • Privilege¹⁵
50.	BNP Paribas Funds Target Risk Balanced (denominated in EUR)	<ul style="list-style-type: none"> • Classic • I¹¹ • Privilege¹⁵
51.	BNP Paribas Funds US Growth (denominated in USD)	<ul style="list-style-type: none"> • Classic • Classic EUR • Classic H EUR¹ • I¹¹ • Privilege¹⁵
52.	BNP Paribas Funds US Mid Cap (denominated in USD)	<ul style="list-style-type: none"> • Classic • Classic EUR • Classic H SGD² • I¹¹
53.	BNP Paribas Funds US Small Cap (denominated in USD)	<ul style="list-style-type: none"> • Classic • Classic EUR • Classic H EUR¹ • Classic H SGD² • I¹¹ • Privilege¹⁵ • U16 • U16 EUR • U16 EUR QD • U16 HKD

No.	Name of Sub-Fund	Share categories offered to Singapore Investors
		<ul style="list-style-type: none"> • U16 RH EUR • U16 RH SGD
54.	BNP Paribas Funds USD Money Market (denominated in USD)	<ul style="list-style-type: none"> • Classic • I¹¹ • Privilege¹⁵
55.	BNP Paribas Funds USD Short Duration Bond (denominated in USD)	<ul style="list-style-type: none"> • Classic • Classic EUR • Classic MD • Classic H EUR¹ • I¹¹ • Privilege¹⁵

1. For these sub-funds, the "**Classic H EUR**" category differs from the "**Classic**" category in that it hedges the currency risk of EUR against the reference currency of the sub-fund.
2. For these sub-funds, the "**Classic H SGD**" category differs from the "**Classic**" category in that it hedges the currency risk of SGD against the reference currency of the sub-fund.
3. For these sub-funds, the "**Classic H USD**" and the "**Classic H USD MD**" categories differ from the "**Classic**" category in that it hedges the currency risk of USD against the reference currency of the sub-fund.
4. For these sub-funds, the "**Classic RH AUD**" and the "**Classic RH AUD MD**" categories differ from the "**Classic**" category in that it hedges the portfolio return from the reference currency (and not the underlying currency exposure) to AUD.
5. For these sub-funds, the "**Classic RH CAD MD**" category differs from the "**Classic**" category in that it hedges the portfolio return from the reference currency (and not the underlying currency exposure) to CAD.
6. For these sub-funds, the "**Classic RH CNH MD**" category differs from the "**Classic**" category in that it hedges the portfolio return from the reference currency (and not the underlying currency exposure) to CNH.
7. For these sub-funds, the "**Classic RH EUR**" and "**Classic RH EUR MD**" category differs from the "**Classic**" category in that it hedges the portfolio return from the reference currency (and not the underlying currency exposure) to EUR.
8. For these sub-funds, the "**Classic RH HKD MD**" category differ from the "**Classic**" category in that it hedges the portfolio return from the reference currency (and not the underlying currency exposure) to HKD.
9. For these sub-funds, the "**Classic RH SGD**" and the "**Classic RH SGD MD**" categories differ from the "**Classic**" category in that it hedges the portfolio return from the reference currency (and not the underlying currency exposure) to SGD.
10. For these sub-funds, the "**Classic RH USD**" and the "**Classic RH USD MD**" categories differ from the "**Classic**" category in that it hedges the portfolio return from the reference currency (and not the underlying currency exposure) to USD.
11. "**I**" category is reserved for corporate entities that have been specifically authorised by the Company subscribing (i) for their own account or (ii) on behalf of individuals within the framework of a collective savings scheme or any comparable scheme, as well as for UCIs.
12. For these sub-funds, the "**IH EUR**" category differs from the "**I**" category in that it hedges the currency risk of EUR against the reference currency of the sub-fund.
13. For these sub-funds, the "**IH USD**" category differs from the "**I**" category in that it hedges the currency risk of USD against the reference currency of the sub-fund.
14. For these sub-funds, the "**I RH EUR**" category differs from the "**I**" category in that it hedges the portfolio return from the reference currency (and not the underlying currency exposure) to EUR.
15. "**Privilege**" category of shares differs from the "**Classic**" category in that a specific management fee is charged and a minimum subscription amount is applied.

Please refer to Book II of the Luxembourg Prospectus for the reference currencies of the sub-funds. Within each category of a sub-fund, there may be capitalisation shares and distribution shares offered. For capitalisation shares, the dividends derived are automatically reinvested into the relevant sub-fund, instead of being distributed. For distribution shares, the payment may be distributed from the net asset of each sub-fund up to the limit of the legal minimum capital. Whenever dividends on distribution shares are distributed, the portion of net assets of each sub-fund will be subsequently reduced by an amount equal to the amounts of the dividends distributed, thus leading to a decrease in the percentage of net assets allocated to distribution shares, whereas the portion of the net assets allocated to capitalisation shares will remain the same.

The other sub-funds referred to in the Luxembourg Prospectus but which are not included in the list above are currently not available for offer to the retail public in Singapore.

Note:

Capitalisation shares retain their income to reinvest it. Holders of distribution shares decide each year at the general meeting on the Board of Directors' proposal to pay a dividend up to the limit of the legal minimum capital which will be calculated in accordance with the limitations defined by Luxembourg Law and the Articles of Association. If, given market conditions, it is in the shareholders' interest not to distribute a dividend, no such distribution will be carried out. However, if it deems it advisable, the Board of Directors may decide to distribute interim dividends. The Board of Directors determines the payment methods for the dividends and interim dividends that are decided upon and the dividends will, in principle, be paid in the reference currency of the class. Where distributions are made out of capital, they would reduce the net asset value of the sub-fund. The Board of Directors may decide that that dividends will be paid by issuing new shares.

Please refer to the "Conversions" section under the heading "The Shares" in Book I of the Luxembourg Prospectus for further conditions in relation to the conversion of Shares.

8. METHODS OF VALUATION

The assets of each sub-fund are valued in compliance with the applicable laws and regulations, and more particularly, with the rules set out in CRC Regulation no.2003-02 of 2 October 2003 relating to the chart of accounts for UCITS (1st part).

The valuation principles of the assets of the Company are summarised below:

- (a) The value of cash in hand and cash deposit, prepaid expenses, and dividends and interest due but not yet received, shall comprise the nominal value of these assets, unless it is unlikely that this value could be received; in that event, the value will be determined by deducting an amount which the Company deems adequate to reflect the actual value of these assets;
- (b) The value of shares or units in undertakings for collective investment shall be determined on the basis of the last net asset value available on the Valuation Day¹. If this price is not a true reflection, the valuation shall be based on the probable sale price estimated by the Board of Directors in a prudent and bona fide manner;
- (c) The valuation of all securities listed on a stock exchange or any other regulated market, which functions regularly, is recognised and accessible to the public, is based on the last known closing price on the Valuation Day, and, if the securities concerned are traded on several markets, on the basis of the last known closing price on the major market on which they are traded.

If the last known closing price is not a true reflection, the valuation shall be based on the probable sale price estimated by the Board of Directors in a prudent and bona fide manner.

¹ "Valuation Day" means each open bank day in Luxembourg and subject to exceptions available in the Book II of the Luxembourg Prospectus:

It corresponds also to:

- Date attached to the NAV when it is published
- Trade date attached to orders
- With regards to exceptions in the valuation rules, closing date prices used for the valuation of the underlying assets in the sub-funds portfolios

The Board of Directors uses this possibility for the valuation of the securities listed on East Asia, South Asia, Southeast Asia, and Oceania markets. In these cases, the aforesaid last known closing price is adjusted by using a method validated by the auditors of the Company and monitored by the Management Company to reflect a fair value price of the concerned assets;

- (d) Unlisted securities or securities not traded on a stock exchange or another regulated market which functions in a regular manner, is recognised and accessible to the public, shall be valued on the basis of the probable sale price estimated in a prudent and bona fide manner by a qualified professional appointed for this purpose by the Board of Directors;
- (e) Securities denominated in a currency other than the currency in which the sub-fund concerned is denominated shall be converted at the exchange rate prevailing on the Valuation Day;
- (f) If permitted by market practice, liquid assets, money market instruments and all other instruments may be valued at their nominal value plus accrued interest or according to the linear amortisation method. Any decision to value the assets in the portfolio using the linear amortisation method must be approved by the Board of Directors, which will record the reasons for such a decision. The Board of Directors will put in place appropriate checks and controls concerning the valuation of the instruments;
- (g) The Board of Directors is authorised to draw up or amend the rules in respect of the relevant valuation rates;
- (h) Interest Rate Swap (“**IRS**”) shall be valued on the basis of the difference between the value of all future interest payable by the Company to its counterparty on the valuation date at the zero coupon swap rate corresponding to the maturity of these payments and the value of all future interest payable by the counterparty to the Company on the valuation date at the zero coupon swap rate corresponding to the maturity of these payments;
- (i) The internal valuation model for Credit Default Swap (“**CDS**”) utilises as inputs the CDS rate curve, the recovery rate and a discount rate (€STR/SOFR) or market swap rate to calculate the mark-to-market. This internal model also produces the rate curve for default probabilities. To establish the CDS rate curve, data from a certain number of counterparties active in the CDS market are used. The Manager uses the valuation of the counterparties’ CDS to compare them with the values obtained from the internal model. The starting point for the construction of the internal model is parity between the variable portion and fixed portion of the CDS on signing the CDS;
- (j) Since Equity Default Swaps (“**EDS**”) are triggered by an event affecting a share, their valuation depends mainly on the volatility of the share and its asymmetrical position. The higher the volatility, the greater the risk that the share will reach the 70% threshold and therefore the greater the EDS spread. The spread of a company’s CDS also reflects its volatility, since high volatility of the share indicates high volatility of the assets of the company in question and therefore a high probability of a credit event. Given that the spreads of both EDS and CDS are correlated with the implicit volatility of the shares, and that these relations have a tendency to remain stable over time, an EDS can be considered as a proxy for a CDS. The key point in the valuation of an EDS is to calculate the implicit probability of a share event. Two methods are generally accepted: the first consists of using the market spread of the CDS as input in a model to evaluate the EDS; the second uses historical data for the share in question to estimate the probability. Although historical data are not necessarily a proper guide as to what may happen in the future, such data can reflect the general behaviour of a share in crisis situation. In comparing the two approaches, it is very rare to see historic probabilities higher than the shares’ implicit probabilities; and

- (k) The valuation of a Contract for Difference (“CFD”) and Total Return Swap (“TRS”) shall at any given time reflect the difference between the latest known price of the underlying stock and the valuation that was taken into account when the transaction was signed.

Swing pricing

A sub-fund may suffer reduction of the net asset value due to investors purchasing, selling and/or switching in and out of the sub-fund at a price that does not reflect the dealing costs associated with this sub-fund's portfolio trades undertaken by the Investment Manager to accommodate such cash inflows or outflows. In order to mitigate this effect and enhance the protection of existing unitholders, the mechanism known as “swing pricing” may be applied at the discretion of the Board of Directors of the Management Company.

Such swing pricing mechanism may be applied to a given sub-fund when its total capital activity (i.e. net amount of subscriptions and redemptions) exceeds a pre-determined threshold determined as a percentage of the net assets value for a given valuation day. The net asset value of the relevant sub-fund may then be adjusted by an amount (the “swing factor”) to compensate for the expected transaction costs resulting from the capital activity. The level of thresholds, if and when applicable, will be decided on the basis of certain parameters which may include the size of the sub-fund, the liquidity of the underlying market in which the respective sub-fund invests, the cash management of the respective sub-fund or the type of instruments that are used to manage the capital activity. The swing factor is, amongst others, based on the estimated transaction costs of the financial instruments in which the respective sub-fund may invest. Typically, such adjustment will increase the net asset value when there are net subscriptions into the sub-fund and decrease the net asset value when there are net redemptions. Swing pricing does not address the specific circumstances of each individual investor transaction. An ad hoc internal committee is in charge of the implementation and periodic review of the operational decisions associated with swing pricing. This committee is responsible for decisions relating to swing pricing and the ongoing approval of swing factors which form the basis of pre-determined standing instructions.

In principle, the swing factor will not exceed 1% of the respective sub-fund’s net asset value. Such limit may however, on a temporary basis and to protect interests of the shareholders, be raised beyond this maximum level when facing exceptional market conditions. Situations such as a global pandemic, a financial crisis, a geopolitical crisis, or any other exceptional event causing a severe deterioration of the liquidity.

The swing pricing mechanism may be applied across all sub-funds of the Company. In the event that, in addition to the swing pricing mechanism, another anti-dilution mechanism is available for a given sub-fund as decided by the Board of Directors of the Management Company, such mechanisms shall not be cumulatively applied. On certain unit classes, the Management Company may be entitled to a performance fee. Where applicable, this will be based on the unswung net asset value.

Liquidity Risk Policy

Please refer to the “**Liquidity Risk Policy**” section in Book I of the Luxembourg Prospectus for more information on the Management Company’s liquidity management policy.

9. DISCLAIMERS

The Company's Board of Directors has taken all possible precautions to ensure that the facts indicated in this Singapore Prospectus are true and accurate and that no important information has been omitted which could render any of the statements contained herein incorrect. The Company's Board of Directors accepts responsibility for the accuracy of the information contained in the Singapore Prospectus as at the date of its publication. Accordingly, any information or statement not contained in the Singapore Prospectus must be regarded as unauthorised.

This Singapore Prospectus does not constitute a sales solicitation and may not be used for the purpose of a public offering or a sales solicitation in any jurisdiction in which the marketing of the shares of the Company is not authorised.

This Singapore Prospectus may not be remitted to any person who may not legally be able to receive it or in respect of whom a sales solicitation is unlawful.

Before you invest in any Shares, you should check the sub-funds, categories and classes of Shares that are authorised to be marketed; you should also check the existence of any legal and foreign exchange constraints on the subscription, purchase, possession or sale of Shares of the Company.

You may only subscribe for shares of the sub-funds based on the information contained in the Singapore Prospectus and the Luxembourg Prospectus, and in particular the information on the various sub-funds' investment policies. If you are considering subscribing for Shares, you should first read this Singapore Prospectus and the Luxembourg Prospectus carefully and consult the Company's most recent financial reports, copies of which are available from the Singapore Representative.

You are advised to carefully consider the risk factors set out under Paragraph 19 of this Singapore Prospectus, the sections of the Luxembourg Prospectus under the heading "**Risk Profile**" in respect of the relevant sub-fund in Book II of the Luxembourg Prospectus and "**Investment Risks**" in Appendix 3 of Book I of the Luxembourg Prospectus.

10. CONSTITUTIVE DOCUMENTS

The constitutive documents of the Company are its Articles of Association described under the heading "**General Information**" in Book I of the Luxembourg Prospectus. You may inspect copies of the Articles of Association as amended or supplemented at the business office of the Singapore Representative, free of charge, during normal Singapore business hours.

11. EXTRACT FROM REGISTER OF SHAREHOLDERS

The Transfer and Registrar Agent, BNP Paribas - Luxembourg Branch, acts as the registrar of the Company and is responsible for keeping the Register of Shareholders.

A copy of the relevant extracts from the Register of Shareholders relating to the shareholders of the sub-funds who purchased Shares in Singapore (or who act as nominees of such persons) and whose names are entered into the Registrar of Shareholders (the "**Singapore Shareholders**") is available for your inspection as an existing Singapore Shareholder at the business office of the Singapore Representative, free of charge, during normal Singapore business hours.

12. SINGAPORE DIRECTORY

12.1 Singapore Representative and Agent for Service of Process in Singapore

BNP PARIBAS ASSET MANAGEMENT Singapore Limited

Registered Office:

20 Collyer Quay

#01-01 Tung Centre

Singapore 049319

Business Office:

10 Collyer Quay

#15-01 Ocean Financial Centre

Singapore 049315

12.2 Legal Advisers as to Singapore Law

Global Law Alliance LLC
 3 Phillip Street
 #11-01 Royal Group Building
 Singapore 048693

13. TRACK RECORD OF THE MANAGEMENT COMPANY AND THE MANAGERS

13.1 The management company (the "**Management Company**") of the Company is BNP PARIBAS ASSET MANAGEMENT Luxembourg, a company incorporated in Luxembourg whose registered address is at 10 rue Edward Steichen, L-2540 Luxembourg, Grand Duchy of Luxembourg. The Management Company has been managing funds since April 2001.

13.2 The Management Company has appointed the following managers for the sub-funds (the "**Managers**" and each a "**Manager**"):

Sub-Funds	Investment Manager	Year Investment Manager started managing funds
BNP Paribas Funds Aqua	BNP PARIBAS ASSET MANAGEMENT UK Ltd.	1994
	Impax Asset Management Limited	1998
BNP Paribas Funds Asia Tech Innovators	BNP PARIBAS ASSET MANAGEMENT Asia Ltd. (sub delegation of TEM* services to BNPP AM UK Ltd.)	1991
	BNP PARIBAS ASSET MANAGEMENT UK Ltd. (TEM* Services)	1994
BNP Paribas Funds Brazil Equity	BNP PARIBAS ASSET MANAGEMENT Brasil Ltda	1998
BNP Paribas Funds China A-Shares	BNP PARIBAS ASSET MANAGEMENT France	1980
	BNP PARIBAS ASSET MANAGEMENT Asia Ltd	1991
BNP Paribas Funds China Equity	BNP PARIBAS ASSET MANAGEMENT Asia Ltd. (as sub delegated investment manager)	1991
	BNP PARIBAS ASSET MANAGEMENT France.	1980
BNP Paribas Funds Climate Impact	BNP PARIBAS ASSET MANAGEMENT UK Ltd.	1994
	Impax Asset Management Limited	1998

Sub-Funds	Investment Manager	Year Investment Manager started managing funds
BNP Paribas Funds Consumer Innovators	BNP PARIBAS ASSET MANAGEMENT USA, Inc.	1972
BNP Paribas Funds Disruptive Technology	BNP PARIBAS ASSET MANAGEMENT USA, Inc.	1972
	BNP PARIBAS ASSET MANAGEMENT UK Ltd.	1994
BNP Paribas Funds Ecosystem Restoration	BNP PARIBAS ASSET MANAGEMENT UK Ltd.	1994
BNP Paribas Funds Emerging Bond	BNP PARIBAS ASSET MANAGEMENT UK Ltd.	1994
BNP Paribas Funds Emerging Bond Opportunities	BNP PARIBAS ASSET MANAGEMENT UK Ltd.	1994
BNP Paribas Funds Emerging Equity	BNP PARIBAS ASSET MANAGEMENT Asia Ltd.	1991
BNP Paribas Funds Emerging Multi-Asset Income	BNP PARIBAS ASSET MANAGEMENT UK Ltd.	1994
	BNP PARIBAS ASSET MANAGEMENT France (as sub delegated Investment Manager)	1980
BNP Paribas Funds Energy Transition	BNP PARIBAS ASSET MANAGEMENT UK Ltd.	1994
BNP Paribas Funds Environmental Absolute Return Thematic Equity (EARTH)	BNP PARIBAS ASSET MANAGEMENT UK Ltd.	1994
BNP Paribas Funds Euro Bond	BNP PARIBAS ASSET MANAGEMENT France	1980
BNP Paribas Funds Euro Corporate Bond	BNP PARIBAS ASSET MANAGEMENT France	1980
	BNP PARIBAS ASSET MANAGEMENT UK Ltd.	1994
BNP Paribas Funds Euro Equity	BNP PARIBAS ASSET MANAGEMENT France	1980
	BNP PARIBAS ASSET MANAGEMENT UK Ltd.	1994
BNP Paribas Funds Euro Government Bond	BNP PARIBAS ASSET MANAGEMENT France	1980

Sub-Funds	Investment Manager	Year Investment Manager started managing funds
	BNP PARIBAS ASSET MANAGEMENT UK Ltd (as sub delegated Investment Manager)	1994
BNP Paribas Funds Euro High Yield Bond	BNP PARIBAS ASSET MANAGEMENT France	1980
	BNP PARIBAS ASSET MANAGEMENT UK Ltd.	1994
BNP Paribas Funds Euro Money Market	BNP PARIBAS ASSET MANAGEMENT France	1980
BNP Paribas Funds Europe Convertible	BNP PARIBAS ASSET MANAGEMENT France	1980
	BNP PARIBAS ASSET MANAGEMENT UK Ltd.	1994
BNP Paribas Funds Europe Equity	BNP PARIBAS ASSET MANAGEMENT UK Ltd.	1994
	BNP PARIBAS ASSET MANAGEMENT France	1980
BNP Paribas Funds Europe Growth	BNP PARIBAS ASSET MANAGEMENT UK Ltd.	1994
BNP Paribas Funds Europe Small Cap	BNP PARIBAS ASSET MANAGEMENT France	1980
	BNP PARIBAS ASSET MANAGEMENT UK Ltd.	1994
BNP Paribas Funds Global Bond Opportunities	BNP PARIBAS ASSET MANAGEMENT UK Ltd.	1994
	BNP PARIBAS ASSET MANAGEMENT USA, Inc. (as sub delegated Investment Manager)	1972
BNP Paribas Funds Global Convertible	BNP PARIBAS ASSET MANAGEMENT France	1980
	BNP PARIBAS ASSET MANAGEMENT UK Ltd.	1994

Sub-Funds	Investment Manager	Year Investment Manager started managing funds
BNP Paribas Funds Global Environment	Impax Asset Management Limited	1998
	BNP PARIBAS ASSET MANAGEMENT UK Ltd.	1994
BNP Paribas Funds Global High Yield Bond	BNP PARIBAS ASSET MANAGEMENT France	1980
	BNP PARIBAS ASSET MANAGEMENT UK Ltd.	1994
	BNP PARIBAS ASSET MANAGEMENT USA, Inc.	1972
BNP Paribas Funds Green Tigers	Impax Asset Management Limited	1998
	BNP PARIBAS ASSET MANAGEMENT UK Ltd.	1994
BNP Paribas Funds Health Care Innovators	BNP PARIBAS ASSET MANAGEMENT USA, Inc.	1972
BNP Paribas Funds Inclusive Growth	BNP PARIBAS ASSET MANAGEMENT France (sub delegation of TEM* services to BNPP AM UK Ltd.)	1980
	BNP PARIBAS ASSET MANAGEMENT UK Ltd. (TEM* Services)	1994
BNP Paribas Funds India Equity	BNP PARIBAS ASSET MANAGEMENT Asia Ltd.	1991
BNP Paribas Funds Japan Equity	Mitsubishi UFJ Kokusai Asset Management Co Ltd	1985
	BNP PARIBAS ASSET MANAGEMENT UK Ltd.	1994
BNP Paribas Funds Japan Small Cap	Sumitomo Mitsui DS Asset Management Company Limited.	2002
	BNP PARIBAS ASSET MANAGEMENT UK Ltd.	1994
BNP Paribas Funds Latin America Equity	BNP Paribas Asset Management Brasil Ltda	1998
	BNP PARIBAS ASSET MANAGEMENT UK Ltd. (as sub delegated Investment Manager)	1994

Sub-Funds	Investment Manager	Year Investment Manager started managing funds
BNP Paribas Funds Local Emerging Bond	BNP PARIBAS ASSET MANAGEMENT UK Ltd.	1994
BNP Paribas Funds Multi-Asset Thematic	BNP PARIBAS ASSET MANAGEMENT UK Ltd. (as sub delegated Investment Manager)	1994
	BNP PARIBAS ASSET MANAGEMENT France	1980
BNP Paribas Funds Russia Equity	Alfred Berg Kapitalförvaltning AS	1989
	BNP PARIBAS ASSET MANAGEMENT UK Ltd.	1994
BNP Paribas Funds SMaRT Food	BNP PARIBAS ASSET MANAGEMENT UK Ltd.	1994
	Impax Asset Management Limited	1998
BNP Paribas Funds Sustainable Asia ex-Japan Equity	BNP PARIBAS ASSET MANAGEMENT Asia Ltd.	1991
	BNP PARIBAS ASSET MANAGEMENT UK Ltd.	1994
BNP Paribas Funds Sustainable Asian Cities Bond	BNP PARIBAS ASSET MANAGEMENT UK Ltd.	1994
BNP Paribas Funds Sustainable Europe Dividend	BNP PARIBAS ASSET MANAGEMENT France	1980
	BNP PARIBAS ASSET MANAGEMENT UK Ltd.	1994
BNP Paribas Funds Sustainable Global Corporate Bond	BNP PARIBAS ASSET MANAGEMENT USA, Inc.	1972
	BNP PARIBAS ASSET MANAGEMENT UK Ltd.	1994
	BNP PARIBAS ASSET MANAGEMENT France	1980
BNP Paribas Funds Sustainable Global Equity	BNP PARIBAS ASSET MANAGEMENT UK Ltd.	1994
BNP Paribas Funds Sustainable Global Low Vol Equity	BNP PARIBAS ASSET MANAGEMENT France	1980

Sub-Funds	Investment Manager	Year Investment Manager started managing funds
BNP Paribas Funds Sustainable Multi-Asset Balanced	BNP PARIBAS ASSET MANAGEMENT UK Ltd. (as sub delegated Investment Manager)	1994
	BNP PARIBAS ASSET MANAGEMENT France (also acting through its Belgian Branch)	1980
BNP Paribas Funds Sustainable Multi-Asset Growth	BNP PARIBAS ASSET MANAGEMENT France (also acting through its Belgian Branch)	1980
	BNP PARIBAS ASSET MANAGEMENT UK Ltd. (as sub delegated Investment Manager)	1994
BNP Paribas Funds Sustainable US Value Multi-Factor Equity	BNP PARIBAS ASSET MANAGEMENT France	1980
	BNP PARIBAS ASSET MANAGEMENT UK Ltd.	1994
BNP Paribas Funds Target Risk Balanced	BNP PARIBAS ASSET MANAGEMENT France	1980
	BNP PARIBAS ASSET MANAGEMENT UK Ltd.	1994
BNP Paribas Funds US Growth	BNP PARIBAS ASSET MANAGEMENT USA, Inc.	1972
	BNP PARIBAS ASSET MANAGEMENT UK Ltd.	1994
BNP Paribas Funds US Mid Cap	BNP PARIBAS ASSET MANAGEMENT UK Ltd.	1994
BNP Paribas Funds US Small Cap	BNP PARIBAS ASSET MANAGEMENT USA, Inc.	1972
	BNP PARIBAS ASSET MANAGEMENT UK Ltd.	1994
BNP Paribas Funds USD Money Market	BNP PARIBAS ASSET MANAGEMENT France	1980
BNP Paribas Funds USD Short Duration Bond	BNP PARIBAS ASSET MANAGEMENT UK Ltd.	1994

** TEM refers to the Treasury and Exposure Management, and more specifically to the Foreign Exchange and Cash Management services provided by BNP Paribas Asset Management UK Ltd*

Alfred Berg Kapitalförvaltning AS is incorporated in Norway and is regulated by the Finanstilsynet and as at 31 August 2023, it had EUR 18 517 350 583 worth of assets under management.

BNP PARIBAS ASSET MANAGEMENT Asia Ltd. is incorporated in Hong Kong and is regulated by the Hong Kong Securities and Futures Commission and as at 31 August 2023, it had EUR 9 057 394 732 worth of assets under management.

BNP PARIBAS ASSET MANAGEMENT UK Ltd. is incorporated in the United Kingdom and is regulated by the Financial Conduct Authority and as at 31 August 2023, it had EUR 5 866 670 759 worth of assets under management.

BNP PARIBAS ASSET MANAGEMENT Brasil Ltda is incorporated in Brazil and is regulated by Comissao de Valores Mabilarios and as at 31 August 2023, it had EUR 12 629 542 668 worth of assets under management.

BNP PARIBAS ASSET MANAGEMENT France is incorporated in France and is regulated by Autorité des marchés financiers (France) (also acting through its Belgian Branch) and as at 31 August 2023, it had EUR 282 004 423 792 worth of assets under management.

BNP PARIBAS ASSET MANAGEMENT USA, Inc. is incorporated in the United States of America and is regulated by Securities and Exchange Commission and as at 31 August 2023, it had EUR 23 924 864 677 worth of assets under management.

Impax Asset Management Limited is incorporated in the United Kingdom and is regulated by Financial Conduct Authority and as at 31 August 2023, it had USD 49.2 billion worth of assets under management.

Mitsubishi UFJ Kokusai Asset Management Co Ltd is incorporated in Japan and is regulated by the Financial Services Agency and as at 31 August 2023, it had more than 29 305 732 360 886 JPY of assets under management.

Sumitomo Mitsui DS Asset Management Company Limited is incorporated in Japan and is regulated by Financial Services Agency and Government of Japan and as at 31 August 2023, it had JPY 18 783 393 million of assets under management.

13.3 Insolvency of Investment Manager

In the event of the insolvency of the Investment Manager, the Management Company shall be entitled to terminate the investment management agreement with that Investment Manager immediately in accordance with applicable laws.

14. AUDITORS

The auditors of the Company are PricewaterhouseCoopers Société coopérative whose address is at 2 rue Gerhard Mercator, B.P. 1443, L-1014 Luxembourg, Grand Duchy of Luxembourg.

15. STRUCTURE OF THE COMPANY

The Company is an umbrella investment company with variable capital. The capital of the Company is divided into several sub-funds, each with its own separate investment policy and Reference Currency, as defined in the Luxembourg Prospectus

16. INVESTMENT OBJECTIVE AND POLICIES OF THE SUB-FUNDS

The investment objective and policies of each sub-fund are set out in Book II of the Luxembourg Prospectus under the headings “Investment objective” and “Investment policy” of the relevant sub-fund and also in the following table below:-

No.	Name of Sub-Fund	Investment Objective, Focus and Approach
1.	BNP Paribas Funds Aqua #	<p><u>Investment objective</u></p> <p>Increase the value of its assets over the medium term by investing primarily in companies tackling the water-related challenges and helping to accelerate the transition to a more sustainable world.</p> <p><u>Investment policy</u></p> <p>This thematic sub-fund aims to invest in companies within the global water value chain. These companies support the protection and efficient use of water as a natural resource.</p> <p>At all times, this sub-fund invests at least 75% of its assets in equities and/or equity equivalent securities issued by companies that conduct a significant part of their business in water and related or connected sectors, with sustainable activities and processes.</p> <p>The remaining portion, namely a maximum of 25% of its assets, may be invested in any other transferable securities (including P-Notes), money market instruments, and also, within a limit of 15% of the assets, in debt securities of any kind and, within a limit of 10% of the assets, in UCITS or UCIs.</p> <p>In respect of the above investments limits, the sub-fund’s investments into “China A-Shares” via the Stock Connect may reach up to 25% of its assets.</p> <p>The sub-fund may hold ancillary liquid assets within the limits and conditions described in Book I, Appendix 1 – Eligible Assets, point 7 of the Luxembourg Prospectus.</p> <p><u>Sustainable Investment policy</u></p> <p>The Investment Manager applies BNP PARIBAS ASSET MANAGEMENT’s Sustainable Investment Policy, which takes into account Environmental, Social and Governance (ESG) criteria in the investment process of the sub-fund, falling under the Sustainable Plus/Thematic category, as set out in Book I of the Luxembourg Prospectus.</p> <p>The ESG analysis applies to at least 90% of the issuers in the portfolio (excluding ancillary liquid assets) and along with its thematic focus leads to a reduction of at least 20% of the investment universe, being companies belonging to the global water value chain. This approach is supported by an active program of engagement with companies on a range of ESG factors, as well as proxy voting. Impact measurement and reporting* is also undertaken to provide post-investment evidence of the intention to help accelerate the transition to a more sustainable economy.</p> <p>*The impact report is available on the following link: https://www.bnpparibas-am.lu/investisseur-prive-particulier/fundsheets/actions/bnp-paribas-aqua-classic-clu1165135440/?tab=documents.</p> <p><u>Derivatives and Securities Financing Transactions</u></p> <p>Core Financial Derivative Instruments may be used for efficient portfolio management and hedging as described in points 2 and 3 of Appendix 2 of Book I of the Luxembourg Prospectus.</p> <p><u>Information relating to SFDR and Taxonomy Regulation</u></p> <p>The sub-fund has a sustainable investment objective in accordance with article 9 of SFDR and it will make a minimum of sustainable investments with environmental objectives and/or social objectives.</p> <p>INFORMATION ABOUT SUSTAINABLE INVESTMENT RELATING TO THIS SUB-FUND IS AVAILABLE IN THE ANNEX OF THE LUXEMBOURG PROSPECTUS SET OUT IN BOOK III.</p> <p>A summary of the commitments is also available in Appendix 5 of Book I of the Luxembourg Prospectus.</p> <p>The sub-fund considers principal adverse impacts on sustainability factors as detailed in the Sustainable Investment Policy section in Book I of the Luxembourg Prospectus.</p>

2.	BNP Paribas Funds Asia Tech Innovators	<p><u>Investment objective</u> Increase the value of its assets over the medium term by investing primarily in technological and innovative companies, headquartered or operating in Asia (excluding Japan).</p> <p><u>Benchmark</u> The MSCI All Countries Asia ex-Japan (USD) NR Index is used for performance comparison. The sub-fund is not benchmark-constrained and its performance may deviate significantly from that of the benchmark.</p> <p><u>Investment policy</u> At all times, this sub-fund invests at least 75% of its assets in equities and/or equity equivalent securities issued by companies that have their registered offices or conduct the majority of their business activities in Asia (excluding Japan), which enable or profit from technology and innovation, including but not limited to innovative technologies, innovative configuration, innovative offering, innovative experience, and environmental innovation, in business sectors including but not limited to, consumption, communication services, health care and financials.</p> <p>The remaining portion, namely a maximum of 25% of its assets, may be invested in any other equity linked instruments (which include, but are not limited to, ADR, P-Notes, and GDR and ETF) and money market instruments, provided that investments in debt securities of any kind do not exceed 15% of its assets, and up to 10% of its assets may be invested in UCITS or UCIs.</p> <p>In respect of the above investments limits, the sub-fund’s overall exposure (via both direct and indirect investments) to mainland China securities will not exceed 40% of its assets by investments in “China A-Shares” via the Stock Connect.</p> <p>The sub-fund may hold ancillary liquid assets within the limits and conditions described in Book I, Appendix 1 – Eligible Assets, point 7 of the Luxembourg Prospectus.</p> <p><u>Sustainable Investment policy</u> The Investment Manager applies BNP PARIBAS ASSET MANAGEMENT’s Sustainable Investment Policy, which takes into account Environmental, Social and Governance (ESG) criteria in the investment process of the sub-fund, as set out in Book I of the Luxembourg Prospectus.</p> <p>The average portfolio ESG score of the sub-fund is higher than the one of its investment universe.</p> <p>The ESG criteria only apply to direct equity investments in the sub-fund and not to any other assets.</p> <p><u>Derivatives and Securities Financing Transactions</u> Core financial derivative instruments and warrants may be used for efficient portfolio management, and hedging, as described in points 2 and 3 of Appendix 2 of Book I of the Luxembourg Prospectus.</p> <p><u>Information Relating to SFDR and Taxonomy Regulation</u> The sub-fund promotes environmental and / or social characteristics, provided that the companies in which the investments are made follow good governance practices, in accordance with article 8 of SFDR, and it will have a minimum proportion of its assets considered as sustainable investments within the meaning of SFDR.</p> <p>INFORMATION ABOUT THE ENVIRONMENTAL OR SOCIAL CHARACTERISTICS RELATING TO THIS SUB-FUND IS AVAILABLE IN THE ANNEX OF THE LUXEMBOURG PROSPECTUS SET OUT IN BOOK III.</p> <p>A summary of the commitments is also available in Appendix 5 of Book I of the Luxembourg Prospectus.</p>
----	--	--

		<p>The sub-fund considers principal adverse impacts on sustainability factors as detailed in the Sustainable Investment Policy section in Book I of the Luxembourg Prospectus.</p>
3.	BNP Paribas Funds Brazil Equity	<p><u>Investment objective</u></p> <p>Increase the value of its assets over the medium term by investing primarily in Brazilian equities.</p> <p><u>Investment policy</u></p> <p>At all times, this sub-fund invests at least 75% of its assets in equities and/or equity equivalent securities issued by companies that have their registered office or conduct a significant proportion of their business in Brazil.</p> <p>The remaining portion, namely a maximum of 25% of its assets, may be invested in any other transferable securities, money market instruments, and also, within a limit of 15% of the assets, in debt securities of any kind and, within a limit of 10% of the assets, in UCITS or UCIs.</p> <p>The sub-fund may hold ancillary liquid assets within the limits and conditions described in Book I, Appendix 1 – Eligible Assets, point 7 of the Luxembourg Prospectus.</p> <p><u>Sustainable Investment policy</u></p> <p>The Investment Manager applies BNP PARIBAS ASSET MANAGEMENT’s Sustainable Investment Policy, which takes into account Environmental, Social and Governance (ESG) criteria in the investment process of the sub-fund, as set out in Book I of the Luxembourg Prospectus.</p> <p>The sub-fund respects the Minimum Extra-Financial Analysis coverage rate, as set out in Book I of the Luxembourg Prospectus.</p> <p>The average portfolio ESG score of the sub-fund is higher than the one of its investment universe.</p> <p><u>Derivatives and Securities Financing Transactions</u></p> <p>Core financial derivative instruments may be used for efficient portfolio management and hedging as described in points 2 and 3 of Appendix 2 of Book I of the Luxembourg Prospectus.</p> <p><u>Information relating to SFDR and Taxonomy Regulation</u></p> <p>The sub-fund promotes environmental and / or social characteristics, provided that the companies in which the investments are made follow good governance practices, in accordance with article 8 of SFDR, and it will have a minimum proportion of its assets considered as sustainable investments within the meaning of SFDR.</p> <p>INFORMATION ABOUT THE ENVIRONMENTAL OR SOCIAL CHARACTERISTICS RELATING TO THIS SUB-FUND IS AVAILABLE IN THE ANNEX OF THE LUXEMBOURG PROSPECTUS SET OUT IN BOOK III.</p> <p>A summary of the commitments is also available in Appendix 5 of Book I of the Luxembourg Prospectus.</p> <p>The sub-fund considers principal adverse impacts on sustainability factors as detailed in the Sustainable Investment Policy section in Book I of the Luxembourg Prospectus.</p>

4.	BNP Paribas Funds China A-Shares	<p><u>Investment objective</u></p> <p>Increase the value of its assets over the medium term by investing primarily in mainland Chinese equities.</p> <p><u>Investment policy</u></p> <p>This sub-fund invests at least 75% of its assets in equities and/or equity equivalent securities issued by companies that have their registered offices or conduct the majority of their business activities in the People’s Republic of China, or in divisions of shares, fully or partially paid up in registered or bearer form, issued by such companies.</p> <p>Exposure to Mainland China securities will mostly be made by investments via the FII and/or Stock Connect, and/or P-Notes.</p> <p>The remaining portion, namely a maximum of 25% of its assets, may be invested in other equities, debt securities and Money Market Instruments, provided that investments in debt securities of any kind do not exceed 15% of its assets, those in UCITS or UCIs 10% of its assets, and those in any other transferable securities 5% of its assets.</p> <p>The sub-fund may hold ancillary liquid assets within the limits and conditions described in Book I, Appendix 1 – Eligible Assets, point 7 of the Luxembourg Prospectus.</p> <p><u>Sustainable Investment policy</u></p> <p>The Investment Manager applies BNP PARIBAS ASSET MANAGEMENT’s Sustainable Investment Policy, which takes into account Environmental, Social and Governance (ESG) criteria in the investment process of the sub-fund, as set out in Book I of the Luxembourg Prospectus.</p> <p>The sub-fund respects the Minimum Extra-Financial Analysis coverage rate, as set out in Book I of the Luxembourg Prospectus.</p> <p>The average portfolio ESG score of the sub-fund is higher than the one of its investment universe.</p> <p><u>Derivatives and Securities Financing Transactions</u></p> <p>Core financial derivative instruments, and warrants, may be used for efficient portfolio management and hedging as described in points 2 and 3 of Appendix 2 of Book I of the Luxembourg Prospectus.</p> <p><u>Information relating to SFDR and Taxonomy Regulation</u></p> <p>The sub-fund promotes environmental and / or social characteristics, provided that the companies in which the investments are made follow good governance practices, in accordance with article 8 of SFDR, and it will have a minimum proportion of its assets considered as sustainable investments within the meaning of SFDR.</p> <p>INFORMATION ABOUT THE ENVIRONMENTAL OR SOCIAL CHARACTERISTICS RELATING TO THIS SUB-FUND IS AVAILABLE IN THE ANNEX OF THE LUXEMBOURG PROSPECTUS SET OUT IN BOOK III.</p> <p>A summary of the commitments is also available in Appendix 5 of Book I of the Luxembourg Prospectus.</p> <p>The sub-fund considers principal adverse impacts on sustainability factors as detailed in the Sustainable Investment Policy section in Book I of the Luxembourg Prospectus.</p>
5.	BNP Paribas Funds China Equity	<p><u>Investment objective</u></p> <p>Increase the value of its assets over the medium term by investing primarily in Chinese (including Hong Kong and Taiwan) equities.</p> <p><u>Investment policy</u></p> <p>At all times, this sub-fund invests at least 75% of its assets in equities and/or equity equivalent securities issued by companies that have their registered offices or conduct the majority of their business activities in China, Hong Kong or Taiwan.</p> <p>The remaining portion, namely a maximum of 25% of its assets, may be invested in any other transferable securities and money market instruments provided that investments in debt securities of any kind do not exceed 15% of its assets, and up to 10% of its assets may</p>

		<p>be invested in UCITS or UCIs.</p> <p>In respect of the above investments limits, the sub-fund’s overall exposure (via both direct and indirect investments) to mainland China securities may reach up to 70% of its assets by investments in “China-A Shares” via the FII and/or Stock Connect.</p> <p>The sub-fund may hold ancillary liquid assets within the limits and conditions described in Book I, Appendix 1 – Eligible Assets, point 7 of the Luxembourg Prospectus.</p> <p><u>Sustainable Investment policy</u></p> <p>The Investment Manager applies BNP PARIBAS ASSET MANAGEMENT’s Sustainable Investment Policy, which takes into account Environmental, Social and Governance (ESG) criteria in the investment process of the sub-fund, as set out in Book I of the Luxembourg Prospectus.</p> <p>The sub-fund respects the Minimum Extra-Financial Analysis coverage rate, as set out in Book I of the Luxembourg Prospectus.</p> <p>The average portfolio ESG score of the sub-fund is higher than the one of its investment universe.</p> <p><u>Derivatives and Securities Financing Transactions</u></p> <p>Core financial derivative instruments, and warrants, may be used for efficient portfolio management and hedging as described in points 2 and 3 of Appendix 2 of Book I of the Luxembourg Prospectus.</p> <p><u>Information relating to SFDR and Taxonomy Regulation</u></p> <p>The sub-fund promotes environmental and / or social characteristics, provided that the companies in which the investments are made follow good governance practices, in accordance with article 8 of SFDR and it will have a minimum proportion of its assets considered as sustainable investments within the meaning of SFDR.</p> <p>INFORMATION ABOUT THE ENVIRONMENTAL OR SOCIAL CHARACTERISTICS RELATING TO THIS SUB-FUND IS AVAILABLE IN THE ANNEX OF THE LUXEMBOURG PROSPECTUS SET OUT IN BOOK III.</p> <p>A summary of the commitments is also available in Appendix 5 of Book I of the Luxembourg Prospectus.</p> <p>The sub-fund considers principal adverse impacts on sustainability factors as detailed in the Sustainable Investment Policy section in Book I of the Luxembourg Prospectus.</p>
6.	BNP Paribas Funds Climate Impact #	<p><u>Investment objective</u></p> <p>Increase the value of its assets over the medium term by investing primarily in companies involved in activities focused on delivering solutions for climate change and helping to accelerate the transition to a more sustainable world.</p> <p><u>Investment policy</u></p> <p>This thematic sub-fund aims to invest in companies that are delivering solutions to address climate change.</p> <p>At all times, this sub-fund invests at least 75% of its assets in equities and/or equity equivalent securities, issued by companies with business in activities focused on delivering solutions to address climate change. These activities include, but are not limited to:</p> <ul style="list-style-type: none"> - Solutions for lessening the effects of climate change – Alternative Energy, Energy Management & Efficiency, Transport Solutions, Sustainable Food & Agriculture, Resource Efficiency & Waste Management; - Solutions for tackling direct consequences of climate change – Energy Systems Resilience, Water Supply Resilience, Agriculture, Aquaculture & Forestry Resilience, and Other Infrastructure Resilience; - Solutions for tackling other challenges arising out of climate change – Information & Communications (Business Continuity Solutions, and Weather Monitoring & Forecasting), Financial Services, Health Care. <p>The remaining portion, namely a maximum of 25% of its assets, may be invested in any other transferable securities (including P-Notes), money market instruments, and also,</p>

		<p>within a limit of 15% of the assets, in debt securities of any kind and, within a limit of 10% of the assets, in UCITS or UCIs.</p> <p>In respect of the above investments limits, the sub-fund’s investments into “China A-Shares” via the Stock Connect may reach up to 25% of its assets.</p> <p>The sub-fund may hold ancillary liquid assets within the limits and conditions described in Book I, Appendix 1 – Eligible Assets, point 7 of the Luxembourg Prospectus.</p> <p><u>Sustainable Investment policy</u></p> <p>The Investment Manager applies BNP PARIBAS ASSET MANAGEMENT’s Sustainable Investment Policy, which takes into account Environmental, Social and Governance (ESG) criteria in the investment process of the sub-fund, falling under the Sustainable Thematic category, as set out in Book I of the Luxembourg Prospectus.</p> <p>The ESG analysis applies to at least 90% of the issuers in the portfolio (excluding ancillary liquid assets) and along with its thematic focus leads to a reduction of at least 20% of the investment universe, being companies delivering solutions to climate change. This approach is supported by an active program of engagement with companies on a range of ESG factors, as well as proxy voting. Impact measurement and reporting* is also undertaken to provide post-investment evidence of the intention to help accelerate the transition to a more sustainable economy.</p> <p>* <i>The impact report is available on the following link: https://www.bnpparibas-am.lu/investisseur-prive-particulier/fundsheets/actions/bnp-paribas-climate-impactclassic-lu0406802339/?tab=documents.</i></p> <p><u>Derivatives and Securities Financing Transactions</u></p> <p>Core financial derivative instruments may be used for efficient portfolio management and hedging as described in points 2 and 3 of Appendix 2 of Book I of the Luxembourg Prospectus.</p> <p><u>Information relating to SFDR and Taxonomy Regulation</u></p> <p>The sub-fund has a sustainable investment objective in accordance with article 9 of SFDR and it will make a minimum of sustainable investments with environmental objectives and/or social objectives.</p> <p>INFORMATION ABOUT THE ENVIRONMENTAL OR SOCIAL CHARACTERISTICS RELATING TO THIS SUB-FUND IS AVAILABLE IN THE ANNEX OF THE LUXEMBOURG PROSPECTUS SET OUT IN BOOK III.</p> <p>A summary of the commitments is also available in Appendix 5 of Book I of the Luxembourg Prospectus.</p> <p>The sub-fund considers principal adverse impacts on sustainability factors as detailed in the Sustainable Investment Policy section in Book I of the Luxembourg Prospectus.</p>
7.	BNP Paribas Funds Consumer Innovators	<p><u>Investment objective</u></p> <p>Increase the value of its assets over the medium term by investing primarily in companies which innovate and benefit from secular consumer growth trends.</p> <p><u>Investment policy</u></p> <p>At all times, this sub-fund invests at least 75% of its assets in equities and/or equity equivalent securities issued worldwide by companies which innovate and benefit from secular consumer growth trends, including but not limited to major demographic shifts, digitalization, customization & experience, health & wellness, and responsibility.</p> <p>The remaining portion, namely a maximum of 25% of its assets, may be invested in any other transferable securities and money market instruments, provided that investments in debt securities of any kind do not exceed 15% of its assets, and up to 10% of its assets may be invested in UCITS or UCIs.</p> <p>The sub-fund may hold ancillary liquid assets within the limits and conditions described in Book I, Appendix 1 – Eligible Assets, point 7 of the Luxembourg Prospectus.</p>

		<p><u>Sustainable Investment policy</u></p> <p>The Investment Manager applies BNP PARIBAS ASSET MANAGEMENT’s Sustainable Investment Policy, which takes into account Environmental, Social and Governance (ESG) criteria in the investment process of the sub-fund, , as set out in Book I of the Luxembourg Prospectus.</p> <p>The sub-fund respects the Minimum Extra-Financial Analysis coverage rate, as set out in Book I of the Luxembourg Prospectus.</p> <p>The average portfolio ESG score of the sub-fund is higher than the one of its investment universe.</p> <p><u>Derivatives and Securities Financing Transactions</u></p> <p>Core financial derivative instruments may be used for efficient portfolio management and hedging as described in points 2 and 3 of Appendix 2 of Book I of the Luxembourg Prospectus.</p> <p><u>Information relating to SFDR and Taxonomy Regulation</u></p> <p>The sub-fund promotes environmental and / or social characteristics, provided that the companies in which the investments are made follow good governance practices, in accordance with article 8 of SFDR, and it will have a minimum proportion of its assets considered as sustainable investments within the meaning of SFDR.</p> <p>INFORMATION ABOUT THE ENVIRONMENTAL OR SOCIAL CHARACTERISTICS RELATING TO THIS SUB-FUND IS AVAILABLE IN THE ANNEX OF THE LUXEMBOURG PROSPECTUS SET OUT IN BOOK III.</p> <p>A summary of the commitments is also available in Appendix 5 of Book I of the Luxembourg Prospectus.</p> <p>The sub-fund considers principal adverse impacts on sustainability factors as detailed in the Sustainable Investment Policy section in Book I of the Luxembourg Prospectus.</p>
8.	BNP Paribas Funds Disruptive Technology	<p><u>Investment objective</u></p> <p>Increase the value of its assets over the medium term by investing primarily in innovative technology companies.</p> <p><u>Investment policy</u></p> <p>At all times, this sub-fund invests at least 75% of its assets in equities and/or equity equivalent securities issued by worldwide companies which enable or profit from innovative technologies, including but not limited to (i) artificial intelligence, (ii) cloud computing and (iii) robotics.</p> <p>The remaining portion, namely a maximum of 25% of its assets, may be invested in any other transferable securities and money market instruments, provided that investments in debt securities of any kind do not exceed 15% of its assets, and up to 10% of its assets may be invested in UCITS or UCIs.</p> <p>In respect of the above investment limits, the sub-fund’s investments in “China A-Shares” via the Stock Connect will not exceed 20% of its assets.</p> <p>The sub-fund may hold ancillary liquid assets within the limits and conditions described in Book I, Appendix 1 – Eligible Assets, point 7 of the Luxembourg Prospectus.</p> <p><u>Sustainable Investment policy</u></p> <p>The Investment Manager applies BNP PARIBAS ASSET MANAGEMENT’s Sustainable Investment Policy, which takes into account Environmental, Social and Governance (ESG) criteria in the investment process of the sub-fund, as set out in Book I of the Luxembourg Prospectus.</p> <p>The sub-fund respects the Minimum Extra-Financial analysis coverage rate, as described in Book I of the Luxembourg Prospectus.</p> <p>The average portfolio ESG score of the sub-fund is higher than the one of its investment universe, being the large and mid-cap companies across the main markets of developed countries.</p>

	<p><u>Derivatives and Securities Financing Transactions</u></p> <p>Core financial derivative instruments may be used for efficient portfolio management and hedging as described in points 2 and 3 of Appendix 2 of Book I of the Luxembourg Prospectus.</p> <p><u>Information relating to SFDR and Taxonomy Regulation</u></p> <p>The sub-fund promotes environmental and / or social characteristics, provided that the companies in which the investments are made follow good governance practices, in accordance with article 8 of SFDR, and it will have a minimum proportion of its assets considered as sustainable investments within the meaning of SFDR.</p> <p>INFORMATION ABOUT THE ENVIRONMENTAL OR SOCIAL CHARACTERISTICS RELATING TO THIS SUB-FUND IS AVAILABLE IN THE ANNEX OF THE LUXEMBOURG PROSPECTUS SET OUT IN BOOK III.</p> <p>A summary of the commitments is also available in Appendix 5 of Book I of the Luxembourg Prospectus.</p> <p>The sub-fund considers principal adverse impacts on sustainability factors as detailed in the Sustainable Investment Policy section in Book I of the Luxembourg Prospectus.</p>
9.	<p>BNP Paribas Funds Ecosystem Restoration #</p> <p><u>Investment objective</u></p> <p>Increase the value of its assets over the medium term by investing primarily in companies engaging in the restoration and preservation of the world’s ecosystems and natural capital.</p> <p><u>Benchmark</u></p> <p>The MSCI AC World (EUR) NR benchmark is used for performance comparison only.</p> <p>The sub-fund is not benchmark-constrained and its performance may deviate significantly from that of the benchmark.</p> <p><u>Investment policy</u></p> <p>At all times, this thematic sub-fund invests at least 75% of its assets in equities and/or equity equivalent securities issued by companies globally that are providing solutions to aquatic, terrestrial, and urban ecosystems through their products, services or processes.</p> <p>The Aquatic Ecosystem covers ocean and water systems including, but not limited to, water pollution control, water treatment and infrastructure, aquaculture, hydropower, ocean & tidal power and biodegradable packaging.</p> <p>The Terrestrial Ecosystem covers land, food and forestry including, but not limited to, agricultural technology, sustainable farming, sustainable forestry and plantations as well as alternative meat and dairy products.</p> <p>The Urban Ecosystem covers our sustainable cities & buildings including, but not limited to, environmental services, green buildings, green building equipment and materials, recycling, waste management and alternative transportation.</p> <p>The remaining portion, namely a maximum of 25% of its assets, may be invested in any other transferable securities (including P Notes) and money market instruments, provided that investments in debt securities of any kind do not exceed 15% of its assets, and up to 10% of its assets may be invested in UCITS or UCIs.</p> <p>In respect of the above investments limits, the sub-fund’s overall exposure (via both direct and indirect investments) to mainland China securities will not exceed 20% of its assets by investments in “China A Shares” via the Stock Connect.</p> <p>The sub-fund may hold ancillary liquid assets within the limits and conditions described in Book I, Appendix 1 – Eligible Assets, point 7 of the Luxembourg Prospectus.</p> <p><u>Sustainable Investment policy</u></p> <p>The Investment Manager applies BNP PARIBAS ASSET MANAGEMENT’s Sustainable Investment Policy, which takes into account Environmental, Social and Governance (ESG) criteria in the investment process of the sub-fund, falling under the Sustainable Thematic category, as set out in Book I of the Luxembourg Prospectus.</p> <p>All the portfolio assets are analysed on at least one extra financial criteria as set out in Book</p>

		<p>1 of the Luxembourg Prospectus.</p> <p>The ESG criteria only apply to direct equity investments in the sub-fund and not to any other assets.</p> <p><u>Derivatives and Securities Financing Transactions</u></p> <p>Core financial derivative instruments, warrants and other swaps (Equity Basket Swaps) may be used for efficient portfolio management and hedging as described in points 2 and 3 of Appendix 2 of Book I of the Luxembourg Prospectus.</p> <p>TRS* can be used as described on point 5 in Appendix 2 of Book I of the Luxembourg Prospectus.</p> <p><i>* TRS could be used for efficient portfolio management purposes with the objective of an efficient management of cash flows and better coverage of markets included in the reference investment universe of the sub-fund, such as but not limited to the MSCI AC World (EUR) Index. The investment universe of the aforesaid index is composed of over 2,000 global equities designed to represent performance of the large and mid-cap stocks across 23 developed markets and 24 emerging markets. The rebalancing of the index occurs semi-annually on the last business days of May and November and does not involve any cost for the sub-fund. Additional details regarding the index can be sourced by emailing to pr@msci.com</i></p> <p><u>Information relating to SFDR and Taxonomy Regulation</u></p> <p>The sub-fund has a sustainable investment objective in accordance with article 9 of SFDR and it will make a minimum of sustainable investments with environmental objectives and/or social objectives.</p> <p>INFORMATION ABOUT THE ENVIRONMENTAL OR SOCIAL CHARACTERISTICS RELATING TO THIS SUB-FUND IS AVAILABLE IN THE ANNEX OF THE LUXEMBOURG PROSPECTUS SET OUT IN BOOK III.</p> <p>A summary of the commitments is also available in Appendix 5 of Book I of the Luxembourg Prospectus.</p> <p>The sub-fund considers principal adverse impacts on sustainability factors as detailed in the Sustainable Investment Policy section in Book I of the Luxembourg Prospectus.</p>
10.	BNP Paribas Funds Emerging Bond	<p><u>Investment objective</u></p> <p>Increase the value of its assets over the medium term by investing primarily in emerging bonds.</p> <p><u>Investment policy</u></p> <p>The sub-fund invests at least 2/3 of its assets in bonds and/or securities treated as equivalent issued by emerging countries (Non OECD countries as at 01/01/1994 and Turkey and Greece), and by companies that have their registered office in, or conduct a significant proportion of their business in, one of these countries.</p> <p>The remaining portion, namely a maximum of 1/3 of its assets, may be invested in any other transferable securities, money market instruments and also, within a limit of 10% of the assets, in UCITS or UCIs.</p> <p>After hedging, the sub-fund's exposure to currencies other than USD will not exceed 5%.</p> <p>The sub-fund may hold ancillary liquid assets within the limits and conditions described in Book I, Appendix 1 – Eligible Assets, point 7 of the Luxembourg Prospectus.</p> <p><u>Sustainable Investment policy</u></p> <p>The Investment Manager applies BNP PARIBAS ASSET MANAGEMENT's Sustainable Investment Policy, which takes into account Environmental, Social and Governance (ESG) criteria in the investment process of the sub-fund, as set out in Book I of the Luxembourg Prospectus.</p> <p>The sub-fund respects the Minimum Extra-Financial Analysis coverage rate, as set out in Book I of the Luxembourg Prospectus.</p>

		<p>The average portfolio ESG score of the sub-fund is higher than the one of its investment universe being emerging markets sovereigns, quasisovereigns and corporate bonds in Hard Currencies</p> <p><u>Derivatives and Securities Financing Transactions</u></p> <p>Core financial derivative instruments, and CDS may be used for efficient portfolio management and hedging as described in points 2 and 3 of Appendix 2 of Book I of the Luxembourg Prospectus.</p> <p><u>Information relating to SFDR and Taxonomy Regulation</u></p> <p>The sub-fund promotes environmental and / or social characteristics, provided that the companies in which the investments are made follow good governance practices, in accordance with article 8 of SFDR, and it will have a minimum proportion of its assets considered as sustainable investments within the meaning of SFDR.</p> <p>INFORMATION ABOUT THE ENVIRONMENTAL OR SOCIAL CHARACTERISTICS RELATING TO THIS SUB-FUND IS AVAILABLE IN THE ANNEX OF THE LUXEMBOURG PROSPECTUS SET OUT IN BOOK III.</p> <p>A summary of the commitments is also available in Appendix 5 of Book I of the Luxembourg Prospectus.</p> <p>The sub-fund considers principal adverse impacts on sustainability factors as detailed in the Sustainable Investment Policy section in Book I of the Luxembourg Prospectus.</p>
11.	BNP Paribas Funds Emerging Bond Opportunities	<p><u>Investment objective</u></p> <p>Increase the value of its assets over the medium term by investing primarily in emerging bonds.</p> <p><u>Investment policy</u></p> <p>This sub-fund invests at least 2/3 of its assets in a limited number of bonds and debt securities or other similar securities issued by emerging countries (defined as non OECD countries prior to 1 January 1994 together with Turkey and Greece) or by companies characterised by a strong financial structure and/or potential for profitable growth that have their registered offices or conduct a majority of their business activities in these countries.</p> <p>The remaining portion, namely a maximum of 1/3 of its assets, may be invested in any other transferable securities, money market instruments and up to 10% of its assets may be invested in UCITS or UCIs.</p> <p>In respect of the above investments limits, the sub-fund’s investments into debt securities traded on the China Interbank Bond market may reach up to 25% of its assets.</p> <p>The sub-fund may hold ancillary liquid assets within the limits and conditions described in Book I, Appendix 1 – Eligible Assets, point 7 of the Luxembourg Prospectus.</p> <p><u>Sustainable Investment policy</u></p> <p>The Investment Manager applies BNP PARIBAS ASSET MANAGEMENT’s Sustainable Investment Policy, which takes into account Environmental, Social and Governance (ESG) criteria in the investment process of the sub-fund, as set out in Book I of the Luxembourg Prospectus.</p> <p>The sub-fund respects the Minimum Extra-Financial Analysis coverage rate, as set out in Book I of the Luxembourg Prospectus.</p> <p>The average portfolio ESG score of the sub-fund is higher than the one of its investment universe being emerging markets sovereigns, quasisovereigns and corporate bonds in Hard Currencies.</p> <p><u>Derivatives and Securities Financing Transactions</u></p> <p>Core financial derivative instruments, CDS, and Volatility Swap, may be used for efficient portfolio management and hedging as described in points 2 and 3 of Appendix 2 of Book I of the Luxembourg Prospectus.</p> <p>TRS* can be used as described on point 5 in Appendix 2 of Book I of the Luxembourg Prospectus.</p>

		<p>* TRS could be used for efficient portfolio management purposes with the objective of an efficient management of cash flows and better coverage of markets included in the reference investment universe of the sub-fund such as but not limited to the J P Morgan EMBI Global Diversified Index . The investment universe of the aforesaid index is composed of emerging bonds. The rebalancing of the index (the last US business day of the month) does not involve any cost for the sub-fund. Additional details regarding the index can be sourced by emailing index.research@jpmorgan.com.</p> <p><u>Information relating to SFDR and Taxonomy Regulation</u></p> <p>The sub-fund promotes environmental and / or social characteristics, provided that the companies in which the investments are made follow good governance practices, in accordance with article 8 of SFDR and it will have a minimum proportion of its assets considered as sustainable investments within the meaning of SFDR.</p> <p>INFORMATION ABOUT THE ENVIRONMENTAL OR SOCIAL CHARACTERISTICS RELATING TO THIS SUB-FUND IS AVAILABLE IN THE ANNEX OF THE LUXEMBOURG PROSPECTUS SET OUT IN BOOK III.</p> <p>A summary of the commitments is also available in Appendix 5 of Book I of the Luxembourg Prospectus.</p> <p>The sub-fund considers principal adverse impacts on sustainability factors as detailed in the Sustainable Investment Policy section in Book I of the Luxembourg Prospectus.</p>
12.	BNP Paribas Funds Emerging Equity	<p><u>Investment objective</u></p> <p>Increase the value of its assets over the medium term by investing primarily in Emerging equities.</p> <p><u>Investment policy</u></p> <p>At all times, this sub-fund invests at least 75% of its assets in equities and/or equity equivalent securities issued by companies that have their registered offices or conduct the majority of their business activities in emerging countries (defined as non OECD countries prior to 1 January 1994 together with Turkey and Greece).</p> <p>The remaining portion, namely a maximum of 25% of its assets, may be invested in any other transferable securities (including P-Notes) and money market instruments, provided that investments in debt securities of any kind do not exceed 15% of its assets, and up to 10% of its assets may be invested in UCITS or UCIs.</p> <p>In respect of the above investments limits, the sub-fund’s overall exposure (via both direct and indirect investments) to mainland China securities will not exceed 20% of its assets by investments in “China A-Shares” via the Stock Connect.</p> <p>The sub-fund may hold ancillary liquid assets within the limits and conditions described in Book I, Appendix 1 – Eligible Assets, point 7 of the Luxembourg Prospectus.</p> <p><u>Sustainable Investment policy</u></p> <p>The Investment Manager applies BNP PARIBAS ASSET MANAGEMENT’s Sustainable Investment Policy, which takes into account Environmental, Social and Governance (ESG) criteria in the investment process of the sub-fund, as set out in Book I of the Luxembourg Prospectus.</p> <p>The sub-fund respects the Minimum Extra-Financial Analysis coverage rate, as set out in Book I of the Luxembourg Prospectus.</p> <p>The average portfolio ESG score of the sub-fund is higher than the one of its investment universe.</p> <p><u>Derivatives and Securities Financing Transactions</u></p> <p>Core financial derivative instruments may be used for efficient portfolio management and hedging as described in points 2 and 3 of Appendix 2 of Book I of the Luxembourg Prospectus.</p> <p><u>Information relating to SFDR and Taxonomy Regulation</u></p> <p>The sub-fund promotes environmental and / or social characteristics, provided that the companies in which the investments are made follow good governance practices, in</p>

		<p>accordance with article 8 of SFDR and it will have a minimum proportion of its assets considered as sustainable investments within the meaning of SFDR.</p> <p>INFORMATION ABOUT THE ENVIRONMENTAL OR SOCIAL CHARACTERISTICS RELATING TO THIS SUB-FUND IS AVAILABLE IN THE ANNEX OF THE LUXEMBOURG PROSPECTUS SET OUT IN BOOK III.</p> <p>A summary of the commitments is also available in Appendix 5 of Book I of the Luxembourg Prospectus.</p> <p>The sub-fund considers principal adverse impacts on sustainability factors as detailed in the Sustainable Investment Policy section in Book I of the Luxembourg Prospectus.</p>																														
13.	BNP Paribas Funds Emerging Multi-Asset Income	<p><u>Investment objective</u></p> <p>Increase the value of its assets over the medium-term for the Capitalisation shares and provide regular income in the form of dividend and on a secondary basis, generate capital growth for Distribution shares.</p> <p><u>Investment policy</u></p> <p>The sub-fund invests at least 70% of its assets in Emerging markets (defined as non OECD countries prior to 1 January 1994 together with Turkey and Greece) and maximum 30% of its assets in other markets in asset classes described in the below table.</p> <p>The sub-fund aims to invest directly in these different asset classes, but may also invest indirectly in these asset classes through investment in other UCITS or UCIs of up to 10% of its net asset value.</p> <p>An essential feature of the investment policy is that the proportions between and within the different asset classes in the sub-fund are variable. The asset class mix will change based on the Investment Manager’s medium term and short terms views on the economic cycle. The Investment Manager will also take into account the sustainability of the dividends in driving the asset class mix.</p> <p>The following table shows the allowable bandwidths across the different asset classes:</p> <table border="1" data-bbox="478 1182 1085 1691"> <thead> <tr> <th>Assets</th> <th>Minimum</th> <th>Maximum</th> </tr> </thead> <tbody> <tr> <td>1. Equity securities</td> <td>0%</td> <td>80%</td> </tr> <tr> <td>2. Debt securities</td> <td>0%</td> <td>80%</td> </tr> <tr> <td>a) Government Bonds</td> <td>0%</td> <td>80%</td> </tr> <tr> <td>b) High Yield Bonds</td> <td>0%</td> <td>50%</td> </tr> <tr> <td>c) Corporate Bonds</td> <td>0%</td> <td>50%</td> </tr> <tr> <td>d) Structured Debt Securities</td> <td>0%</td> <td>20%</td> </tr> <tr> <td>e) Convertible Bonds</td> <td>0%</td> <td>20%</td> </tr> <tr> <td>3. Money Market Instruments</td> <td>0%</td> <td>80%</td> </tr> <tr> <td>4. Commodities*</td> <td>0%</td> <td>20%</td> </tr> </tbody> </table> <p><i>* The sub-fund does not hold commodities directly but through indices.</i></p> <p>In the event the portfolio ends up with any distressed securities as a result of a restructuring event or any event beyond the control of the company, the Investment Manager will assess the situation and, if he believes necessary, promptly adjust the composition of the portfolio in order to preserve the best interest of the shareholders. In any case distressed securities will never represent more than 10% of the assets.</p> <p>In respect of the above investments limits, the sub-fund’s overall exposure (via both direct and indirect investments) to mainland China securities will not exceed 10% of its assets by investments in “China A-Shares” via the Stock Connect, P-notes, and debt securities traded on the China Interbank Bond market.</p>	Assets	Minimum	Maximum	1. Equity securities	0%	80%	2. Debt securities	0%	80%	a) Government Bonds	0%	80%	b) High Yield Bonds	0%	50%	c) Corporate Bonds	0%	50%	d) Structured Debt Securities	0%	20%	e) Convertible Bonds	0%	20%	3. Money Market Instruments	0%	80%	4. Commodities*	0%	20%
Assets	Minimum	Maximum																														
1. Equity securities	0%	80%																														
2. Debt securities	0%	80%																														
a) Government Bonds	0%	80%																														
b) High Yield Bonds	0%	50%																														
c) Corporate Bonds	0%	50%																														
d) Structured Debt Securities	0%	20%																														
e) Convertible Bonds	0%	20%																														
3. Money Market Instruments	0%	80%																														
4. Commodities*	0%	20%																														

		<p>The sub-fund may hold ancillary liquid assets within the limits and conditions described in Book I, Appendix 1 – Eligible Assets, point 7 of the Luxembourg Prospectus.</p> <p><u>Sustainable Investment policy</u></p> <p>The Investment Manager applies BNP PARIBAS ASSET MANAGEMENT’s Sustainable Investment Policy, which takes into account Environmental, Social and Governance (ESG) criteria in the investment process of the sub-fund, as set out in Book I of the Luxembourg Prospectus.</p> <p>The sub-fund respects the Minimum Extra-Financial Analysis coverage rate, as set out in Book I of the Luxembourg Prospectus.</p> <p>The average portfolio ESG score of the sub-fund is higher than the one of its investment universe, being all the emerging markets issuers.</p> <p><u>Derivatives and Securities Financing Transactions</u></p> <p>Core financial derivative instruments, CDS, warrants, TBA, and all other Swaps, may be used for efficient portfolio management and hedging as described in points 2 and 3 of Appendix 2 of Book I of the Luxembourg Prospectus.</p> <p>TRS* can be used as described on point 5 in Appendix 2 of Book I of the Luxembourg Prospectus.</p> <p><i>* One of the strategy index (The “Strategy Index”) that might be used to get exposure to the sub-fund universe is iBoxx EUR Corporates Overall Total Return Index. Its investment universe is composed of investment grade fixed-income bonds issued by private corporations in the Eurozone. This index is rebalanced monthly after close of business on the last business day of the month, but this rebalancing does not involve any cost for the sub-fund. Additional details regarding the index is available on the website https://ihsmarkit.com/products/iboxx.html#factsheets</i></p> <p><u>Information relating to SFDR and Taxonomy Regulation</u></p> <p>The sub-fund promotes environmental and / or social characteristics, provided that the companies in which the investments are made follow good governance practices, in accordance with article 8 of SFDR and it does not commit to make any sustainable investment within the meaning of SFDR.</p> <p>INFORMATION ABOUT THE ENVIRONMENTAL OR SOCIAL CHARACTERISTICS RELATING TO THIS SUB-FUND IS AVAILABLE IN THE ANNEX OF THE LUXEMBOURG PROSPECTUS SET OUT IN BOOK III.</p> <p>A summary of the commitments is also available in Appendix 5 of Book I of the Luxembourg Prospectus.</p> <p>The sub-fund considers principal adverse impacts on sustainability factors as detailed in the Sustainable Investment Policy section in Book I of the Luxembourg Prospectus.</p>
14.	BNP Paribas Funds Energy Transition #	<p><u>Investment objective</u></p> <p>Increase the value of its assets over the medium term by investing primarily in companies engaging in energy transition.</p> <p><u>Investment policy</u></p> <p>This thematic sub-fund aims at participating in the transition into a sustainable world by focusing on challenges related to energy transition.</p> <p>At all times, this sub-fund invests at least 75% of its assets in equities and/or equity equivalent securities issued by worldwide companies that engage in energy transition.</p> <p>Energy transition themes include, but are not limited to, renewable & transitional energy, energy efficiency, sustainable transport, green building and infrastructure.</p> <p>The remaining portion, namely a maximum of 25% of its assets, may be invested in any other transferable securities (including P Notes) and money market instruments, provided that investments in debt securities of any kind do not exceed 15% of its assets, and up to 10% of its assets may be invested in UCITS or UCIs.</p>

In respect of the above investments limits, the sub-fund's overall exposure (via both direct and indirect investments) to mainland China securities will not exceed 20% of its assets by investments in "China A-Shares" via the Stock Connect.

The sub-fund may hold ancillary liquid assets within the limits and conditions described in Book I, Appendix 1 – Eligible Assets, point 7 of the Luxembourg Prospectus.

Sustainable Investment policy

The Investment Manager applies BNP PARIBAS ASSET MANAGEMENT's Sustainable Investment Policy, which takes into account Environmental, Social and Governance (ESG) criteria in the investment process of the sub-fund, falling under the Sustainable Thematic category, as set out in Book I of the Luxembourg Prospectus.

All the portfolio assets are analysed on at least one extra financial criteria as set out in Book 1 of the Luxembourg Prospectus.

Derivatives and Securities Financing Transactions

Core financial derivative instruments, warrants and other swaps (Equity Basket Swaps) may be used for efficient portfolio management and hedging as described in points 2 and 3 of Appendix 2 of Book I of the Luxembourg Prospectus.

TRS* can be used as described on point 5 in Appendix 2 of Book I of the Luxembourg Prospectus.

** TRS could be used for efficient portfolio management purposes with the objective of an efficient management of cash flows and better coverage of markets included in the reference investment universe of the sub-fund, such as but not limited to the MSCI AC World (EUR) Index. The investment universe of the aforesaid index is composed of over 2,000 global equities designed to represent performance of the large and mid-cap stocks across 23 developed markets and 24 emerging markets. The rebalancing of the index occurs semi-annually on the last business days of May and November and does not involve any cost for the sub-fund. Additional details regarding the index can be sourced by emailing to pr@msci.com*

Information relating to SFDR and Taxonomy Regulation

The sub-fund has a sustainable investment objective in accordance with article 9 of SFDR and it will make a minimum of sustainable investments with environmental objectives and/or social objectives.

INFORMATION ABOUT THE ENVIRONMENTAL OR SOCIAL CHARACTERISTICS RELATING TO THIS SUB-FUND IS AVAILABLE IN THE ANNEX OF THE LUXEMBOURG PROSPECTUS SET OUT IN BOOK III.

A summary of the commitments is also available in Appendix 5 of Book I of the Luxembourg Prospectus.

The sub-fund considers principal adverse impacts on sustainability factors as detailed in the Sustainable Investment Policy section in Book I of the Luxembourg Prospectus.

15.	BNP Paribas Funds Environmental Absolute Return Thematic Equity (EARTH) #	<p><u>Investment objective</u></p> <p>Increase the value of its assets by going long environmental solutions companies whilst simultaneously using shorts for the purposes of hedging as well as shorting companies with stranded assets, transition risk assets and/or inferior technologies in addressing climate change, with volatility and style exposure tied to the environmental theme.</p> <p><u>Investment policy</u></p> <p>This thematic sub-fund by going long environmental solutions companies whilst simultaneously using shorts for the purposes of hedging as well as shorting companies with stranded assets, transition risk assets and/or inferior technologies in addressing climate change.</p> <p>This includes, but not limited to, companies that through their products, services or processes provide solutions to aquatic, terrestrial, and urban ecosystems, as well as renewable energy production, energy efficiency, energy infrastructure and transportation. The Aquatic Ecosystem covers ocean and water systems including, but not limited to, water pollution control, water treatment and infrastructure, aquaculture, hydropower, ocean & tidal power and biodegradable packaging. The Terrestrial Ecosystem covers land, food and forestry including, but not limited to, agricultural technology, sustainable farming, sustainable forestry and plantations as well as alternative meat and dairy products. The Urban Ecosystem covers our sustainable cities & buildings including, but not limited to, environmental services, green buildings, green building equipment and materials, recycling, waste management and alternative transportation. The Renewable Energy Production refers to decarbonizing the energy system through production of renewable and transitional energy.</p> <p>The Energy Efficiency, Technology & Materials refers to digitalizing the energy system through electrification, efficiency and technology. The Energy Infrastructure & Transportation refers to decentralizing the energy system through new infrastructure, distributed energy and battery storage.</p> <p>To achieve its objective, the sub-fund invests globally in equities and equity linked instruments of companies active in sectors mentioned above through a series of long and short investment positions in order to generate returns that have a lower correlation to markets.</p> <p>The sub-fund aims to have a strong, positive environmental impact aiming to capture ‘through cycle returns’ by investing through three complementary portfolio sleeves; Thematic capturing the thematic exposure of environmental companies whilst using optimised market and factor short hedges; Relative Value capturing dispersion within the environmental theme by going long environmental companies and short a peer or related companies; Catalyst capturing specific industry, regulatory, policy and/or corporate events related to the environmental theme.</p> <p><u>Strategy used</u></p> <p>The investment strategy includes a range of directional positions (long and short) from our global sector universe across a range of developed and emerging markets for equities and equity linked securities, equity indices and financial derivative instruments listed below combining fundamental investing with quantitative processes and tactical trading opportunities.</p> <p>The sub-fund is an absolute return fund that uses long and short strategies that aims at generating absolute, positive returns through cycle.</p> <p>The manager will adapt the long and short exposure to reflect his degree of confidence about market trends but will stay within a maximum net exposure of +/- 20%.</p> <p><u>Sustainable Investment policy</u></p> <p>The Investment Manager applies BNP PARIBAS ASSET MANAGEMENT’s Sustainable Investment Policy, which takes into account Environmental, Social and Governance (ESG) criteria in the investment process of the sub-fund, falling under the Sustainable Thematic category, as set out in Book I of the Luxembourg Prospectus.</p> <p>All the portfolio assets (excluding ancillary liquid assets) are analysed on at least one extra financial criteria as set out in Book I of the Luxembourg Prospectus.</p>
-----	---	---

	<p><u>Description of the assets</u></p> <p>1. Main assets</p> <ul style="list-style-type: none"> - Equity and equity equivalent securities listed or traded on Regulated Markets worldwide of both developed and emerging countries - CFDs, most of them to manage short positions - “China A-Shares” via the Stock Connect up to 20% of the assets - Equity Linked Notes - Apart from direct investment in equities and CFDs (which are the preferred way to invest), the sub-fund may be also invested in equity substitutes such as Equity Linked Notes, ETFs (up to 10% of the assets in order to get an exposure on equities) or P-notes when these instruments are considered as a less expensive or quickest/simplest way to invest <p>The use of derivative instruments is an integral part of the investment policy and strategies of the sub-fund.</p> <p>2. Ancillary assets</p> <p>The sub-fund may also invest in the following instruments and limits of net assets:</p> <ul style="list-style-type: none"> - Fixed and/or floating rate debt securities, including but not limited to Government and Government Guaranteed Securities, which are considered Investment Grade and Investment Grade Structured Debt - Convertible Bonds - Any other Transferable Securities: maximum 5% - Deposits - Money market instruments such as but not limited to treasury bills or Money Market Funds. <p>The sub-fund may invest up to 10% of the assets in UCITS or UCIs.</p> <p>The sub-fund may hold ancillary liquid assets within the limits and conditions described in Book I, Appendix 1 – Eligible Assets, point 7 of the Luxembourg Prospectus.</p> <p>The sub-fund may hold assets denominated in currencies other than the Base Currency without using currencies as active portfolio investments, but FX may be used as a hedging tool if necessary. Consequently, the Net Asset Value may rise and fall as a result of exchange rate fluctuations.</p> <p>In the event the portfolio ends up with any distressed securities as a result of a restructuring event or any event beyond the control of the company, the Investment Manager will assess the situation and, if he believes necessary, promptly adjust the composition of the portfolio in order to preserve the best interest of the shareholders. In any case distressed securities will never represent more than 5% of the assets.</p> <p><u>Derivatives instruments:</u></p> <p>The following main financial derivative instruments (both exchange-traded or over-the-counter) may be used to express views on an issuer, sector or a market either long or short as well as to reduce or increase the exposure of the portfolio to the market and to enhance performance around existing equity positions (for example selling a call option or buying a put option to take advantage of low volatility):</p> <ul style="list-style-type: none"> - Futures on equities, equity indices⁽²⁾ and ETF - TRS^{(1) (2)} on equities, equity indices⁽²⁾ and ETF - CFDs on equities, equity indices⁽²⁾ and ETF - Options on equities, equity indices⁽²⁾ and ETFs - Equity Warrants - other swaps (Equity Basket Swaps)
--	--

⁽¹⁾ One of the index that might be used to get exposure to the sub-fund universe is MSCI all Country World Index. The MSCI ACWI captures large and mid cap representation across 23 Developed Markets (DM) and 24 Emerging Markets (EM) countries. With 2,781 constituents, the index covers approximately 85% of the global investable equity opportunity set. This index is rebalanced on a quarterly basis, but this rebalancing does not involve any cost for the sub-fund. The strategy indices could be used either for investment purposes or for efficient portfolio management purposes with the objective of an efficient management of cash flows and better coverage of markets. Additional information on the strategy indices, their composition, calculation and rules for periodical review and rebalancing and on the general methodology behind, are made available on the website <https://www.msci.com/indexes> or can be provided to investors upon request by the Management Company.

⁽²⁾ Only UCITS compliant indices

The following financial derivative instruments may also be used :

- Forward currency contracts which can be used for hedging the currency risk in the sub-fund

Leverage Details

a) The expected leverage, estimated at 2.5, is defined as the sum of the absolute values of the notional amounts (with neither netting nor hedging arrangement) divided by the NAV. Leverage may be mostly generated by the use of futures, options, TRS, CFDs and other financial derivative instruments.

b) Higher leverage: under certain circumstances higher reported leverage may be reached. This could be the results of sub-fund redemptions and awaiting underlying trades or in periods of increased volatility where additional hedging activity may be used. An example would be if the sub-fund received a significant redemption as a percentage of NAV and the Investment Manager either chose or was unable to trade in the underlying securities at exactly the same time – perhaps due to market closures in another time zone. Alternatively if the sub-fund was operating with leverage at the top of the 2 to 3 range and volatility spiked then the Investment Manager may choose to add additional hedging positions which would increase leverage.

c) Leverage Risk warning: leverage may under certain circumstances generate an opportunity for higher return, but at the same time, may increase the volatility of the sub-fund and therefore the risk to lose capital.

d) Risk Management: a risk management process supervises this investment strategy through a daily VaR (99%; 1-month) monitoring completed by monthly back tests and stress tests.

Information relating to SFDR and Taxonomy Regulation:

The sub-fund promotes environmental and / or social characteristics, provided that the companies in which the investments are made follow good governance practices, in accordance with article 8 of SFDR, and it will have a minimum proportion of its assets considered as sustainable investments with the meaning of SFDR.

INFORMATION ABOUT THE ENVIRONMENTAL OR SOCIAL CHARACTERISTICS RELATING TO THIS SUB-FUND IS AVAILABLE IN THE ANNEX OF THE LUXEMBOURG PROSPECTUS SET OUT IN BOOK III.

A summary of the commitments is also available in Appendix 5 of Book I of the Luxembourg Prospectus.

The sub-fund considers principal adverse impacts on sustainability factors as detailed in the Sustainable Investment Policy section in Book I of the Luxembourg Prospectus.

You are advised to consider your own financial circumstances and the suitability of the sub-fund as part of your investment portfolio.

You are also advised to read this Singapore Prospectus and should consult your own independent professional adviser before considering an investment in the sub-fund.

16.	BNP Paribas Funds Euro Bond	<p><u>Investment objective</u></p> <p>Increase the value of its assets over the medium term by investing primarily in euro denominated Investment Grade bonds.</p> <p><u>Investment policy</u></p> <p>The sub-fund invests at least 2/3 of its assets in Investment Grade bonds and/or securities treated as equivalent denominated in EUR.</p> <p>In the event the rating criteria are no longer met, the Investment Manager will promptly adjust the composition of the portfolio in the interest of the shareholders.</p> <p>The remaining portion, namely a maximum of 1/3 of its assets, may be invested in any other transferable securities, Investment Grade structured debt limited to 20% of the assets, money market instruments, and also, within a limit of 10% of the assets, in UCITS or UCIs.</p> <p>The sub-fund may hold ancillary liquid assets within the limits and conditions described in Book I, Appendix 1 – Eligible Assets, point 7 of the Luxembourg Prospectus.</p> <p><u>Sustainable Investment policy</u></p> <p>The Investment Manager applies BNP PARIBAS ASSET MANAGEMENT’s Sustainable Investment Policy, which takes into account Environmental, Social and Governance (ESG) criteria in the investment process of the sub-fund, as set out in Book I of the Luxembourg Prospectus.</p> <p>The sub-fund respects the Minimum Extra-Financial Analysis coverage rate, as set out in Book I of the Luxembourg Prospectus.</p> <p>The average portfolio ESG score of the sub-fund is higher than the one of its investment universe.</p> <p><u>Derivatives and Securities Financing Transactions</u></p> <p>Core Financial Derivative Instruments may be used for efficient portfolio management and hedging as described in points 2 and 3 of Appendix 2 of Book I of the Luxembourg Prospectus.</p> <p>Securities Lending is used, for efficient portfolio management purpose, as described in Appendix 2 of Book I of the Luxembourg Prospectus.</p> <p><u>Information relating to SFDR and Taxonomy Regulation</u></p> <p>The sub-fund promotes environmental and / or social characteristics, provided that the companies in which the investments are made follow good governance practices, in accordance with article 8 of SFDR, and it will have a minimum proportion of its assets considered as sustainable investments within the meaning of SFDR.</p> <p>INFORMATION ABOUT THE ENVIRONMENTAL OR SOCIAL CHARACTERISTICS RELATING TO THIS SUB-FUND IS AVAILABLE IN THE ANNEX OF THE LUXEMBOURG PROSPECTUS SET OUT IN BOOK III.</p> <p>A summary of the commitments is also available in Appendix 5 of Book I of the Luxembourg Prospectus.</p> <p>The sub-fund considers principal adverse impacts on sustainability factors as detailed in the Sustainable Investment Policy section in Book I of the Luxembourg Prospectus.</p>
-----	-----------------------------------	---

17.	BNP Paribas Funds Euro Corporate Bond	<p><u>Investment objective</u></p> <p>Increase the value of its assets over the medium term by investing primarily in Investment Grade bonds issued by European companies.</p> <p><u>Investment policy</u></p> <p>The sub-fund invests at least 2/3 of its assets in Investment Grade Bonds and/or securities treated as equivalent denominated in any currencies and issued by companies that have their registered office in, or conduct a significant proportion of their business in, Europe.</p> <p>In the event the rating criteria are no longer met, the Investment Manager will promptly adjust the composition of the portfolio in the interest of the shareholders.</p> <p>The remaining portion, namely a maximum of 1/3 of its assets, may be invested in any other transferable securities, money market instruments, and also, within a limit of 10% of the assets, in UCITS or UCIs.</p> <p>The sub-fund may hold equities or equivalent securities as a result of corporate actions, such as debt restructuring.</p> <p>After hedging, the sub-fund's exposure to currencies other than the EUR will not exceed 5%.</p> <p>It is actively managed and as such may invest in securities that are not included in the index Bloomberg Euro Aggregate Corporate * (the "benchmark"). Nevertheless, due to similar geographical and thematic constraints, investors should be aware that the sub-fund's risk and return profile may, from time to time, be comparable to the risk and return profile of the benchmark.</p> <p><i>* with "Bloomberg Index Services Limited" as Benchmark Index administrators. Since 1 January 2021, "Bloomberg Index Services Limited" is considered as a "third country" UK administrator vis-à-vis the European Union and no longer appears on the Benchmark Register. The non-EU benchmarks are permitted to be used in the EU until the Regulation 2016/1011's transition period which has been extended to 1 January 2024. During this time "Bloomberg Index Services Limited" can either be granted the UK "equivalence" by the European Union or "endorsement" or "recognition" as per regulation 2016/1011.</i></p> <p>The sub-fund may hold ancillary liquid assets within the limits and conditions described in Book I, Appendix 1 – Eligible Assets, point 7 of the Luxembourg Prospectus.</p> <p><u>Sustainable Investment policy</u></p> <p>The Investment Manager applies BNP PARIBAS ASSET MANAGEMENT's Sustainable Investment Policy, which takes into account Environmental, Social and Governance (ESG) criteria in the investment process of the sub-fund, as set out in Book I of the Luxembourg Prospectus.</p> <p><u>Derivatives and Securities Financing Transactions</u></p> <p>Core financial derivative instruments, and CDS may be used for efficient portfolio management and hedging as described in points 2 and 3 of Appendix 2 of Book I of the Luxembourg Prospectus.</p> <p><i>TRS* can be used as described on point 5 in Appendix 2 of Book I of the Luxembourg Prospectus.</i></p> <p><i>* TRS could be used for efficient portfolio management purposes with the objective of an efficient management of cash flows and better coverage of markets included in the reference investment universe of the sub-fund such as but not limited to the Bloomberg Barclays Euro Aggregate Corporate index. The investment universe of the aforesaid index is composed of euro aggregate bonds. The rebalancing of the index (each month) does not involve any cost for the sub-fund.</i></p> <p>Additional details regarding the index is available on the website https://www.bloomberg.com/professional/product/indices/.</p> <p><u>Information relating to SFDR and Taxonomy Regulation</u></p> <p>The sub-fund promotes environmental and / or social characteristics, provided that the companies in which the investments are made follow good governance practices, in</p>
-----	---	--

		<p>accordance with article 8 of SFDR, and it will have a minimum proportion of its assets considered as sustainable investments within the meaning of SFDR.</p> <p>INFORMATION ABOUT THE ENVIRONMENTAL OR SOCIAL CHARACTERISTICS RELATING TO THIS SUB-FUND IS AVAILABLE IN THE ANNEX OF THE LUXEMBOURG PROSPECTUS SET OUT IN BOOK III.</p> <p>A summary of the commitments is also available in Appendix 5 of Book I of the Luxembourg Prospectus.</p> <p>The sub-fund considers principal adverse impacts on sustainability factors as detailed in the Sustainable Investment Policy section in Book I of the Luxembourg Prospectus.</p>
18.	BNP Paribas Funds Euro Equity	<p><u>Investment objective</u></p> <p>Increase the value of its assets over the medium term by investing primarily in Eurozone equities.</p> <p><u>Investment policy</u></p> <p>At all times, this sub-fund invests at least 75% of its assets in equities and/or equity equivalent securities denominated or traded in euros issued by a limited number of companies that have their registered offices in one of the member states of the Eurozone and are characterised by the quality of their financial structure and/or potential for earnings growth.</p> <p>The remaining portion, namely a maximum of 25% of its assets, may be invested in any other transferable securities and money market instruments provided that investments in debt securities of any kind do not exceed 15% of its assets, and up to 10% of its assets may be invested in UCITS or UCIs.</p> <p>After hedging, the sub-fund’s exposure to currencies other than EUR will not exceed 5%.</p> <p>Although the majority of the sub-fund equity securities may be components of the index MSCI EMU (NR)* (the “benchmark”), the Investment Manager uses its wide discretion in relation to the benchmark to invest in companies and sectors not included in the benchmark in order to take advantage of specific investment opportunities. Industry analysis is first undertaken to assess the structural characteristics of the industry in which each company operates. The stock selection is then achieved by placing substantial importance on the generation of detailed, proprietary research at company level. The Investment Manager seeks to exploit the market’s increasing short-term focus by investing in companies when their attractive, longer-term investment attributes are masked by shorter term trends, fashion or random noise.</p> <p><i>* with “MSCI Limited” as Benchmark Index administrator. Since 1 January 2021, “MSCI Limited” is considered as a “third country” UK administrator vis-à-vis the European Union and no longer appears on the Benchmark Register. The non-EU benchmarks are permitted to be used in the EU until the Regulation 2016/1011’s transition period which has been extended to 1 January 2024. During this time “MSCI Limited” can either be granted the UK “equivalence” by the European Union or “endorsement” or “recognition” as per Regulation 2016/1011.</i></p> <p>The end result is a high conviction portfolio with investments made in approx. 40 companies characterized by the quality of their financial structure and/or potential for earnings growth. Internal investment guidelines have been defined, including in reference to the benchmark, and are regularly monitored to ensure the investment strategy remains actively managed, while staying within pre-defined risk levels. Nevertheless, due to similar geographical constraint, investors should be aware that the sub-fund’s risk and return profile may, from time to time, be comparable to the risk and return profile of the benchmark.</p> <p>The sub-fund may hold ancillary liquid assets within the limits and conditions described in Book I, Appendix 1 – Eligible Assets, point 7 of the Luxembourg Prospectus.</p> <p><u>Sustainable Investment policy</u></p> <p>The Investment Manager applies BNP PARIBAS ASSET MANAGEMENT’s Sustainable Investment Policy, which takes into account Environmental, Social and Governance (ESG) criteria in the investment process of the sub-fund, as set out in Book I of the Luxembourg Prospectus.</p>

		<p>The sub-fund respects the Minimum Extra-Financial Analysis coverage rate, as set out in Book I of the Luxembourg Prospectus.</p> <p>The average portfolio ESG score of the sub-fund is higher than the one of its investment universe.</p> <p><u>Derivatives and Securities Financing Transactions</u></p> <p>Core financial derivative instruments may be used for efficient portfolio management and hedging as described in points 2 and 3 of Appendix 2 of Book I of the Luxembourg Prospectus.</p> <p>Securities Lending is used, for efficient portfolio management purpose, as described in Appendix 2 of Book I of the Luxembourg Prospectus.</p> <p><u>Information relating to SFDR and Taxonomy Regulation</u></p> <p>The sub-fund promotes environmental and / or social characteristics, provided that the companies in which the investments are made follow good governance practices, in accordance with article 8 of SFDR, and it will have a minimum proportion of its assets considered as sustainable investments within the meaning of SFDR.</p> <p>INFORMATION ABOUT THE ENVIRONMENTAL OR SOCIAL CHARACTERISTICS RELATING TO THIS SUB-FUND IS AVAILABLE IN THE ANNEX OF THE LUXEMBOURG PROSPECTUS SET OUT IN BOOK III.</p> <p>A summary of the commitments is also available in Appendix 5 of Book I of the Luxembourg Prospectus.</p> <p>The sub-fund considers principal adverse impacts on sustainability factors as detailed in the Sustainable Investment Policy section in Book I of the Luxembourg Prospectus.</p>
19.	BNP Paribas Funds Euro Government Bond	<p><u>Investment objective</u></p> <p>Increase the value of its assets over the medium term by investing primarily in euro denominated government bonds.</p> <p><u>Benchmark</u></p> <p>The benchmark Bloomberg Euro Aggregate Treasury 500MM Index is used for performance comparison.</p> <p>The sub-fund is not benchmark-constrained and its performance may deviate significantly from that of the benchmark.</p> <p><u>Investment policy</u></p> <p>The sub-fund invests at least 2/3 of its assets in bonds and securities treated as equivalent to bonds denominated in euro and issued or guaranteed by a member state of the European Union.</p> <p>The remaining portion, namely a maximum of 1/3 of its assets, may be invested in any other transferable securities, money market instruments and also, within a limit of 10% of the assets, in UCITS or UCIs.</p> <p>The sub-fund may hold ancillary liquid assets within the limits and conditions described in Book I, Appendix 1 – Eligible Assets, point 7 of the Luxembourg Prospectus.</p> <p><u>Sustainable Investment policy</u></p> <p>The Investment Manager applies BNP PARIBAS ASSET MANAGEMENT’s Sustainable Investment Policy, which takes into account Environmental, Social and Governance (ESG) criteria in the investment process of the sub-fund, falling under the Enhanced ESG category, as set out in Book I of the Luxembourg Prospectus.</p> <p>The sub-fund respects the Minimum Extra-Financial Analysis coverage rate, as set out in Book I of the Luxembourg Prospectus.</p> <p>The average portfolio ESG score of the sub-fund is higher than the one of its investment universe The investment universe is represented by the Bloomberg Euro Aggregate Treasury 500MM Index.</p>

		<p><u>Derivatives and Securities Financing Transactions</u></p> <p>Core financial derivative instruments may be used for efficient portfolio management and hedging as described in points 2 and 3 of Appendix 2 of Book I of the Luxembourg Prospectus.</p> <p>Securities Lending is used, for efficient portfolio management purpose, as described in Appendix 2 of Book I of the Luxembourg Prospectus.</p> <p><u>Information relating to SFDR and Taxonomy Regulation</u></p> <p>The sub-fund promotes environmental and / or social characteristics, provided that the companies in which the investments are made follow good governance practices, in accordance with article 8 of SFDR, and it will have a minimum proportion of its assets considered as sustainable investments within the meaning of SFDR.</p> <p>INFORMATION ABOUT THE ENVIRONMENTAL OR SOCIAL CHARACTERISTICS RELATING TO THIS SUB-FUND IS AVAILABLE IN THE ANNEX OF THE LUXEMBOURG PROSPECTUS SET OUT IN BOOK III.</p> <p>A summary of the commitments is also available in Appendix 5 of Book I of the Luxembourg Prospectus.</p> <p>The sub-fund considers principal adverse impacts on sustainability factors as detailed in the Sustainable Investment Policy section in Book I of the Luxembourg Prospectus.</p>
20.	BNP Paribas Funds Euro High Yield Bond	<p><u>Investment objective</u></p> <p>Increase the value of its assets over the medium term by investing primarily in euro denominated High Yield bonds.</p> <p><u>Investment policy</u> This sub-fund invests at least 2/3 of its assets in bonds denominated in European currencies or other similar securities that are rated below Baa3 by Moody's or BBB- by S&P/ Fitch and issued by companies.</p> <p>The remaining portion, namely a maximum of 1/3 of its assets, may be invested in any other transferable securities, money market instruments, and up to 10% of its assets may be invested in UCITS or UCIs.</p> <p>If these ratings criteria are not met, the Investment Manager shall adjust the portfolio's composition in the best interests of investors and in the timeliest manner.</p> <p>After hedging, the sub-fund's exposure to currencies other than the euro will not exceed 5%.</p> <p>The sub-fund may hold ancillary liquid assets within the limits and conditions described in Book I, Appendix 1 – Eligible Assets, point 7 of the Luxembourg Prospectus.</p> <p><u>Sustainable Investment policy</u></p> <p>The Investment Manager applies BNP PARIBAS ASSET MANAGEMENT's Sustainable Investment Policy, which takes into account Environmental, Social and Governance (ESG) criteria in the investment process of the sub-fund, falling under the Enhanced ESG category, as set out in Book I of the Luxembourg Prospectus.</p> <p>The sub-fund respects the Minimum Extra-Financial Analysis coverage rate, as set out in Book I of the Luxembourg Prospectus.</p> <p>The average portfolio ESG score of the sub-fund is higher than the one of its investment universe.</p> <p><u>Derivatives and Securities Financing Transactions</u></p> <p>Core financial derivative instruments and CDS may be used for efficient portfolio management and hedging as described in points 2 and 3 of Appendix 2 of Book I of the Luxembourg Prospectus.</p> <p>TRS* can be used as described on point 5 in Appendix 2 of Book I of the Luxembourg Prospectus.</p> <p><i>* TRS could be used to get exposure to the reference investment universe of the sub-fund, such as but not limited to the ICE BofAML BB-B European Currency Non-Financial High Yield Constrained index. This will either be used for investment purposes or for efficient</i></p>

		<p><i>portfolio management purposes with the objective of an efficient management of cash flows and better coverage of markets. The investment universe of the aforesaid index is composed of emerging bonds. The rebalancing of the index (the last US business day of the month) does not involve any cost for the sub-fund. Additional details regarding the index is available on the website https://indices.theice.com/home.</i></p> <p>Reverse Repurchase transactions are used, on a temporary basis, for investment purpose targeting the generation of additional income, as described in Appendix 2 of Book I of the Luxembourg Prospectus.</p> <p><u>Information relating to SFDR and Taxonomy Regulation</u></p> <p>The sub-fund promotes environmental and / or social characteristics, provided that the companies in which the investments are made follow good governance practices, in accordance with article 8 of SFDR, and it will have a minimum proportion of its assets considered as sustainable investments within the meaning of SFDR.</p> <p>INFORMATION ABOUT THE ENVIRONMENTAL OR SOCIAL CHARACTERISTICS RELATING TO THIS SUB-FUND IS AVAILABLE IN THE ANNEX OF THE LUXEMBOURG PROSPECTUS SET OUT IN BOOK III.</p> <p>A summary of the commitments is also available in Appendix 5 of Book I of the Luxembourg Prospectus.</p> <p>The sub-fund considers principal adverse impacts on sustainability factors as detailed in the Sustainable Investment Policy section in Book I of the Luxembourg Prospectus.</p>
21.	BNP Paribas Funds Euro Money Market*	<p><u>Investment objective</u></p> <p>To achieve the best possible return in euro in line with prevailing money market rates, over a 3-month period while aiming to preserve capital consistent with such rates and to maintain a high degree of liquidity and diversification; the 3-month period corresponds to the recommended investment horizon of the sub-fund.</p> <p><u>Investment policy</u></p> <p>The sub-fund is a standard variable net asset value money market fund as defined by Regulation 2017/1131.</p> <p>The sub-fund invests within the limits set out in Appendix 1 of Book 1 of the Luxembourg Prospectus in a diversified portfolio of EUR denominated Money market instruments, Deposits with credit institutions, units or shares of short term MMFs or other Standard MMFs denominated in EUR . The sub-fund may hold ancillary liquid assets denominated in EUR within the limits and conditions described in Book I, Appendix 1, section II “Specific Rules for Money Market Sub-Funds” point 7 of the Luxembourg Prospectus.</p> <p>Financial derivative instruments (e.g. IRS) are used only for the purpose of hedging the interest rate of the sub-fund. The impact of these financial derivative instruments will be taken into account for the calculation of the WAM.</p> <p>These investments must fulfil the Portfolio rules set out in Appendix 1 of Book 1 of the Luxembourg Prospectus.</p> <p><u>Sustainable Investment policy</u></p> <p>The Investment Manager applies BNP PARIBAS ASSET MANAGEMENT’s Sustainable Investment Policy, which takes into account Environmental, Social and Governance (ESG) criteria in the investment process of the sub-fund, as set out in Book I of the Luxembourg Prospectus.</p> <p>The sub-fund respects the Minimum Extra-Financial Analysis coverage rate, as set out in Book I of the Luxembourg Prospectus.</p> <p>The average portfolio ESG score of the sub-fund is higher than the one of its investment universe, being all the short-term debt and money market issuers.</p> <p><u>Information relating to SFDR and Taxonomy Regulation</u></p> <p>The sub-fund promotes environmental and / or social characteristics, provided that the companies in which the investments are made follow good governance practices, in</p>

		<p>accordance with article 8 of SFDR, and it will have a minimum proportion of its assets considered as sustainable investments within the meaning of SFDR.</p> <p>INFORMATION ABOUT THE ENVIRONMENTAL OR SOCIAL CHARACTERISTICS RELATING TO THIS SUB-FUND IS AVAILABLE IN THE ANNEX OF THE LUXEMBOURG PROSPECTUS SET OUT IN BOOK III.</p> <p>A summary of the commitments is also available in Appendix 5 of Book I of the Luxembourg Prospectus.</p> <p>The sub-fund considers principal adverse impacts on sustainability factors as detailed in the Sustainable Investment Policy section in Book I of the Luxembourg Prospectus.</p>
22.	BNP Paribas Funds Europe Convertible	<p><u>Investment objective</u></p> <p>Increase the value of its assets over the medium term by investing primarily in convertible bonds issued by European companies.</p> <p><u>Investment policy</u></p> <p>The sub-fund invests at least 2/3 of its assets in convertible bonds and securities treated as equivalent to convertible bonds denominated in euro and/or whose underlying assets are issued by companies that have their registered office in, or conduct a significant proportion of their business in, Europe.</p> <p>The Investment Manager will focus on convertible bonds strategies, investing in convertible bonds securities or achieving exposure to such securities by investing in fixed income securities and financial derivative instruments (such as options, swaps and/or CFD).</p> <p>The remaining portion, namely a maximum of 1/3 of its assets, may be invested in any other transferable securities, money market instruments and also, within a limit of 10% of the assets, in UCITS or UCIs.</p> <p>After hedging, the sub-fund’s exposure to currencies other than EUR may not exceed 5% of the assets.</p> <p>The sub-fund may hold ancillary liquid assets within the limits and conditions described in Book I, Appendix 1 – Eligible Assets, point 7 of the Luxembourg Prospectus.</p> <p><u>Sustainable Investment policy</u></p> <p>The Investment Manager applies BNP PARIBAS ASSET MANAGEMENT’s Sustainable Investment Policy, which takes into account Environmental, Social and Governance (ESG) criteria in the investment process of the sub-fund, as set out in Book I of the Luxembourg Prospectus.</p> <p>The sub-fund respects the Minimum Extra-Financial Analysis coverage rate, as set out in Book I of the Luxembourg Prospectus.</p> <p>The average portfolio ESG score of the sub-fund is higher than the one of its investment universe.</p> <p><u>Derivatives and Securities Financing Transactions</u></p> <p>Core financial derivative instruments, warrants and CFD, may be used for efficient portfolio management and hedging as described in points 2 and 3 of Appendix 2 of Book I of the Luxembourg Prospectus.</p> <p>Securities Lending is used, for efficient portfolio management purpose, as described in Appendix 2 of Book I of the Luxembourg Prospectus.</p> <p><u>Information relating to SFDR and Taxonomy Regulation</u></p> <p>The sub-fund promotes environmental and / or social characteristics, provided that the companies in which the investments are made follow good governance practices, in accordance with article 8 of SFDR, and it will have a minimum proportion of its assets considered as sustainable investments within the meaning of SFDR.</p> <p>INFORMATION ABOUT THE ENVIRONMENTAL OR SOCIAL CHARACTERISTICS RELATING TO THIS SUB-FUND IS AVAILABLE IN THE ANNEX OF THE LUXEMBOURG PROSPECTUS SET OUT IN BOOK III.</p>

		<p>A summary of the commitments is also available in Appendix 5 of Book I of the Luxembourg Prospectus.</p> <p>The sub-fund considers principal adverse impacts on sustainability factors as detailed in the Sustainable Investment Policy section in Book I of the Luxembourg Prospectus.</p>
23.	BNP Paribas Funds Europe Equity	<p><u>Investment objective</u></p> <p>Increase the value of its assets over the medium term by investing primarily in European equities.</p> <p><u>Investment policy</u></p> <p>At all times, this sub-fund invests at least 75% of its assets in equities and/or equity equivalent securities issued by a limited number of companies that have their registered offices either in a country member of the EEA, or in the United Kingdom, other than non-cooperative countries in the fight against fraud and tax evasion and are characterised by the quality of their financial structure and/or potential for earnings growth.</p> <p>The remaining portion, namely a maximum of 25% of its assets, may be invested in any other transferable securities and money market instruments provided that investments in debt securities of any kind do not exceed 15% of its assets, and up to 10% of its assets may be invested in UCITS or UCIs.</p> <p>Although the majority of the sub-fund equity securities may be components of the index MSCI Europe (NR)* (the “benchmark”), the Investment Manager uses its wide discretion in relation to the benchmark to invest in companies and sectors not included in the benchmark in order to take advantage of specific investment opportunities. Industry analysis is first undertaken to assess the structural characteristics of the industry in which each company operates. The stock selection is then achieved by placing substantial importance on the generation of detailed, proprietary research at company level. The Investment Manager seeks to exploit the market’s increasing short-term focus by investing in companies when their attractive, longer-term investment attributes are masked by shorter term trends, fashion or random noise.</p> <p><i>* with “MSCI Limited” as Benchmark Index administrator. Since 1 January 2021, “MSCI Limited” is considered as a “third country” UK administrator vis-à-vis the European Union and no longer appears on the Benchmark Register. The non-EU benchmarks are permitted to be used in the EU until the Regulation 2016/1011’s transition period which has been extended to 1 January 2024. During this time “MSCI Limited” can either be granted the UK “equivalence” by the European Union or “endorsement” or “recognition” as per Regulation 2016/1011.</i></p> <p>The end result is a high conviction portfolio with investments made in approx. 40 companies characterized by the quality of their financial structure and/or potential for earnings growth. Internal investment guidelines have been defined, including in reference to the benchmark, and are regularly monitored to ensure the investment strategy remains actively managed, while staying within pre-defined risk levels. Nevertheless, due to similar geographical constraint, investors should be aware that the sub-fund’s risk and return profile may, from time to time, be comparable to the risk and return profile of the benchmark.</p> <p>The sub-fund may hold ancillary liquid assets within the limits and conditions described in Book I, Appendix 1 – Eligible Assets, point 7 of the Luxembourg Prospectus.</p> <p><u>Sustainable Investment policy</u></p> <p>The Investment Manager applies BNP PARIBAS ASSET MANAGEMENT’s Sustainable Investment Policy, which takes into account Environmental, Social and Governance (ESG) criteria in the investment process of the sub-fund, as set out in Book I of the Luxembourg Prospectus.</p> <p>The sub-fund respects the Minimum Extra-Financial Analysis coverage rate, as set out in Book I of the Luxembourg Prospectus.</p> <p>The average portfolio ESG score of the sub-fund is higher than the one of its investment universe.</p> <p><u>Derivatives and Securities Financing Transactions</u></p> <p>Core financial derivative instruments may be used for efficient portfolio management and</p>

		<p>hedging as described in points 2 and 3 of Appendix 2 of Book I of the Luxembourg Prospectus.</p> <p>Securities Lending is used, for efficient portfolio management purpose, as described in Appendix 2 of Book I of the Luxembourg Prospectus.</p> <p><u>Information relating to SFDR and Taxonomy Regulation</u></p> <p>The sub-fund promotes environmental and / or social characteristics, provided that the companies in which the investments are made follow good governance practices, in accordance with article 8 of SFDR, and it will have a minimum proportion of its assets considered as sustainable investments within the meaning of SFDR.</p> <p>INFORMATION ABOUT THE ENVIRONMENTAL OR SOCIAL CHARACTERISTICS RELATING TO THIS SUB-FUND IS AVAILABLE IN THE ANNEX OF THE LUXEMBOURG PROSPECTUS SET OUT IN BOOK III.</p> <p>A summary of the commitments is also available in Appendix 5 of Book I of the Luxembourg Prospectus.</p> <p>The sub-fund considers principal adverse impacts on sustainability factors as detailed in the Sustainable Investment Policy section in Book I of the Luxembourg Prospectus.</p>
24.	BNP Paribas Funds Europe Growth	<p><u>Investment objective</u></p> <p>Increase the value of its assets over the medium term by investing primarily in European equities.</p> <p><u>Investment policy</u></p> <p>At all times, this sub-fund invests at least 75% of its assets in equities and/or equity equivalent securities issued by companies that the management team deems to have greater-than-average potential for growth and/or relatively stable growth in profits and that have their registered offices either in a country member of the EEA, or in the United Kingdom, other than non-cooperative countries in the fight against fraud and tax evasion.</p> <p>When deciding on allocations and selecting securities, the Investment Manager will seek to diversify exposure to different sectors and issuers in order to reduce risk.</p> <p>The remaining portion, namely a maximum of 25% of its assets, may be invested in any other transferable securities and money market instruments provided that investments in debt securities of any kind do not exceed 15% of its assets, and up to 10% of its assets may be invested in UCITS or UCIs.</p> <p>The sub-fund may hold ancillary liquid assets within the limits and conditions described in Book I, Appendix 1 – Eligible Assets, point 7 of the Luxembourg Prospectus.</p> <p><u>Sustainable Investment policy</u></p> <p>The Investment Manager applies BNP PARIBAS ASSET MANAGEMENT’s Sustainable Investment Policy, which takes into account Environmental, Social and Governance (ESG) criteria in the investment process of the sub-fund, as set out in Book I of the Luxembourg Prospectus.</p> <p>The sub fund respects the Minimum Extra-Financial analysis coverage rate as described in Book I of the Luxembourg Prospectus.</p> <p>The average portfolio ESG score of the sub-fund is higher than the one of its investment universe, being the large and mid-cap European companies across the main European markets.</p> <p><u>Derivatives and Securities Financing Transactions</u></p> <p>Core financial derivative instruments may be used for efficient portfolio management and hedging as described in points 2 and 3 of Appendix 2 of Book I of the Luxembourg Prospectus.</p> <p>Securities Lending is used, for efficient portfolio management purpose, as described in Appendix 2 of Book I of the Luxembourg Prospectus.</p>

	<p><u>Information relating to SFDR and Taxonomy Regulation</u></p> <p>The sub-fund promotes environmental and / or social characteristics, provided that the companies in which the investments are made follow good governance practices, in accordance with article 8 of SFDR, and it will have a minimum proportion of its assets considered as sustainable investments within the meaning of SFDR.</p> <p>INFORMATION ABOUT THE ENVIRONMENTAL OR SOCIAL CHARACTERISTICS RELATING TO THIS SUB-FUND IS AVAILABLE IN THE ANNEX OF THE LUXEMBOURG PROSPECTUS SET OUT IN BOOK III.</p> <p>A summary of the commitments is also available in Appendix 5 of Book I of the Luxembourg Prospectus.</p> <p>The sub-fund considers principal adverse impacts on sustainability factors as detailed in the Sustainable Investment Policy section in Book I of the Luxembourg Prospectus.</p>
25.	<p>BNP Paribas Funds Europe Small Cap</p> <p><u>Investment objective</u></p> <p>Increase the value of its assets over the medium term by investing primarily in European small cap equities.</p> <p><u>Investment policy</u></p> <p>This sub-fund invests at least 2/3 of its assets in equities and/or equity equivalent securities issued by companies having market capitalisation below the highest market capitalisation (observed at the beginning of each financial year) of the HSBC Smaller European Companies*, EURO STOXX Small**, MSCI Europe SmallCap*** indices, that have their registered offices or conduct the majority of their business activities in Europe.</p> <p>The remaining portion, namely a maximum of 1/3 of its assets, may be invested in any other transferable securities, money market instruments, and also, within a limit of 15% of the assets, in debt securities of any kind and, within a limit of 10% of the assets, in UCITS or UCIs.</p> <p>* with “IHS Markit Benchmark Administration Limited” as Benchmark Index administrator. Since 1 January 2021, “IHS Markit Benchmark Administration Limited” is considered as a “third country” UK administrator vis-à-vis the European Union and no longer appears on the Benchmark Register. The non-EU benchmarks are permitted to be used in the EU until the Regulation 2016/1011’s transition period which has been extended to 1 January 2024. During this time “MSCI Limited” can either be granted the UK “equivalence” by the European Union or “endorsement” or “recognition” as per Regulation 2016/1011.</p> <p>** with “Stoxx Ltd” as Benchmark Index administrator, registered in the Benchmark Register;</p> <p>*** with “MSCI Limited” as Benchmark Index administrator Since 1 January 2021, “MSCI Limited” is considered as a “third country” UK administrator vis-à-vis the European Union and no longer appears on the Benchmark Register. The non-EU benchmarks are permitted to be used in the EU until the Regulation 2016/1011’s transition period which has been extended to 1 January 2024. During this time “MSCI Limited” can either be granted the UK “equivalence” by the European Union or “endorsement” or “recognition” as per Regulation 2016/1011.</p> <p>At all times, at least 75% of the assets are invested in equities issued by companies that have their registered office either in a country member of the EEA, or in the United Kingdom, other than non-cooperative countries in the fight against fraud and tax evasion.</p> <p>The sub-fund may hold ancillary liquid assets within the limits and conditions described in Book I, Appendix 1 – Eligible Assets, point 7 of the Luxembourg Prospectus.</p> <p><u>Sustainable Investment policy</u></p> <p>The Investment Manager applies BNP PARIBAS ASSET MANAGEMENT’s Sustainable Investment Policy, which takes into account Environmental, Social and Governance (ESG) criteria in the investment process of the sub-fund, as set out in Book I of the Luxembourg Prospectus.</p> <p>The sub-fund respects the Minimum Extra-Financial Analysis coverage rate, as set out in</p>

		<p>Book I of the Luxembourg Prospectus.</p> <p>The average portfolio ESG score of the sub-fund is higher than the one of its investment universe.</p> <p><u>Derivatives and Securities Financing Transactions</u></p> <p>Core financial derivative instruments, and warrants, may be used for efficient portfolio management and hedging as described in points 2 and 3 of Appendix 2 of Book I of the Luxembourg Prospectus.</p> <p><u>Information relating to SFDR and Taxonomy Regulation</u></p> <p>The sub-fund promotes environmental and / or social characteristics, provided that the companies in which the investments are made follow good governance practices, in accordance with article 8 of SFDR, and it will have a minimum proportion of its assets considered as sustainable investments within the meaning of SFDR.</p> <p>INFORMATION ABOUT THE ENVIRONMENTAL OR SOCIAL CHARACTERISTICS RELATING TO THIS SUB-FUND IS AVAILABLE IN THE ANNEX OF THE LUXEMBOURG PROSPECTUS SET OUT IN BOOK III.</p> <p>A summary of the commitments is also available in Appendix 5 of Book I of the Luxembourg Prospectus.</p> <p>The sub-fund considers principal adverse impacts on sustainability factors as detailed in the Sustainable Investment Policy section in Book I of the Luxembourg Prospectus.</p>
26.	BNP Paribas Funds Global Bond Opportunities	<p><u>Investment objective</u></p> <p>Generate returns by actively managing a portfolio using a wide set of strategies within the global fixed income universe.</p> <p><u>Investment policy</u></p> <p>This global unconstrained fixed income sub-fund aims to generate returns by actively managing a portfolio using a wide set of strategies within the global fixed income universe.</p> <p>The sub-fund intends to use the widest range of strategies across the sub-asset classes listed below with a focus on combining directional, arbitrage, relative value, quantitative and/or qualitative approaches, and with the aim to ensure diversification and flexibility. The weighting of the different strategies in the portfolio may vary over time according to the evolution of market conditions and to reflect the anticipations of the Investment Manager.</p> <p>The sub-fund may hold ancillary liquid assets within the limits and conditions described in Book I, Appendix 1 – Eligible Assets, point 7 of the Luxembourg Prospectus.</p> <p><u>Sustainable Investment policy</u></p> <p>The Investment Manager applies BNP PARIBAS ASSET MANAGEMENT’s Sustainable Investment Policy, which takes into account Environmental, Social and Governance (ESG) criteria in the investment process of the sub-fund, as set out in Book I of the Luxembourg Prospectus.</p> <p>The sub-fund respects the Minimum Extra-Financial Analysis coverage rate, as set out in Book I of the Luxembourg Prospectus.</p> <p>The average portfolio ESG score of the sub-fund is higher than the one of its investment universe, being all the debt and money market issuers.</p> <p><u>Strategies used</u></p> <p>The investment strategies include:</p> <p>1) a range of directional positions (long and/or short) on the global universe of developed and emerging markets for bonds, interest rates, inflation, credit, structured securities, currencies, market indices, etc. as well as positions on the volatility of targeted assets;</p> <p>2) a range of arbitrage and relative value strategies that can be applied to the same asset classes as for the directional strategies.</p>

	<p>3) a range of strategies that are based on qualitative and/or quantitative approaches, top-down macro and/or bottom-up selection and varying time horizons, from very short-term tactical allocation to long-term views.</p> <p>Description of the assets</p> <p>1. Main assets categories</p> <p>A maximum of 100% of the sub-fund assets may be invested in the following instruments:</p> <p>(i) Domestic government bonds,</p> <p>(ii) Supranational bills & notes (defined as securities issued by international organisations, whereby member states transcend national boundaries),</p> <p>(iii) Structured Debts Securities, of which, the majority would be Investment Grade at the time of purchase and all would be dealt in Regulated Markets worldwide. If during the holding period they fall below Investment Grade and/or in the event the portfolio ends up with any distressed securities as a result of a restructuring event or any event beyond the control of the company, the Investment Manager will assess the situation and, if he believes necessary, promptly adjust the composition of the portfolio in order to preserve the best interest of the shareholders (in any case distressed securities will never represent more than 5% of the assets).</p> <p>The following structured debt instruments will be used:</p> <ul style="list-style-type: none"> • Agency Mortgage Backed Securities, being those issued by the Government National Mortgage Association (Ginnie Mae), the Federal National Mortgage Association (Fannie Mae), and the Federal Home Loan Mortgage Corporation (Freddie Mac), or their successor institutions • Non-Agency Mortgage Backed Securities • Collateralized mortgage obligations, including interest-only (“IO”), inverse interest-only (“inverse IO”), and principal-only (“PO”) mortgage strips, and other fixed-rate, floating-rate, and subordinated tranches • Commercial Mortgage Backed Securities (CMBS), Asset-Backed Securities (ABS) including consumer receivables – e.g auto loans, credit cards, student loans – and commercial receivables – e.g dealer floor plans, equipment leases, sea containers, cell towers), • Covered bonds • CDS derivatives where the underlying is an ABS or CMBS, and baskets of these CDS (“ABX” and “CMBX” respectively), wholly or in tranches (Synthetic structured debt) • TBA Mortgage-Backed Security derivatives. <p>(iv) Corporate bonds including high yield corporate bonds,</p> <p>(v) Foreign exchange instruments,</p> <p>(vi) Money market instruments,</p> <p>2. Ancillary assets</p> <p>A maximum of 35% of the sub-fund assets may be invested in the following instruments:</p> <p>(i) Convertible bonds</p> <p>(ii) Equity exposures resulting from previously-held fixed income exposures, junior subordinated instruments, or where these exposures serve to hedge or isolate a fixed income or market risk efficiently, such as proceeds from fixed income restructurings – either through a voluntary exchange, or in the event of a default, a restructuring may result in equity being issued to bondholders. It may be in the interests of the sub-fund holders for the Investment Manager to agree to the terms of such an exchange if voluntary, or to hold the proceeds of a restructuring if involuntary</p> <p>(iii) Equity tranches of ABS, CLOs, CDOs – up to 10%. – the investment approach of the sub-fund predominantly focuses on fixed-income senior and mezzanine tranches of such issues, but the flexibility is retained to participate in the junior equity tranche</p>
--	---

After hedging, the sub-fund's exposure to currencies other than EUR may not exceed 20%.
The sub-fund will not invest more than 10% of its net assets in shares or units issued by UCITS or UCIs.

In respect of the above investments limits, the sub-fund's investments into debt securities traded on the China Interbank Bond market and the Bond Connect may reach up to 20% of its assets.

Repurchase transactions /Reverse Repurchase transactions

Repurchase transactions and Reverse Repurchase transactions are used for investment purpose with the aim of generating extra returns while optimising cash positions, as described in Appendix 2 of Book I of the Luxembourg Prospectus.

Derivative instruments

Financial derivative instruments on assets listed above may be employed, typically for hedging purposes for any of a single instrument or trade, of a sector, of the whole portfolio, or any combination of these.

Derivatives may also be used for outright position-taking, where it is economically advantageous or efficient to do so, in terms of reduced trading costs, expected liquidity, or exposure to or isolation from other risks or sets of risks.

TRS * can be used as described on point 5 in Appendix 2 of Book I of the Luxembourg Prospectus

** TRS could be used to get exposure to the reference universe of the subfund. For purely representative purposes, one of the strategy indices (The "Strategy Index") that might be used to get exposure to the subfund universe is the J.P. Morgan Emerging Market Bond Index Global. The index tracks total returns for external debt instruments traded in the emerging markets. The strategy indices could be used either for investment purposes or for efficient portfolio management purposes with the objective of an efficient management of cash flows and better coverage of markets. The allocation is discretionary and will be determined on the basis of a risk budget type approach. The allocated risk budget may vary over time according to market fluctuations and their interpretation in terms of risks by the Investment Manager. The rebalancing of the index (the last US business day of the month) does not involve any cost for the sub-fund. Additional information on the strategy indices provided by J.P.Morgan, its composition, calculation and rules for periodical review and rebalancing and on the general methodology behind, can be sourced by emailing index.research@jpmorgan.com.*

The main derivatives instruments may be used as follows:

- Interest Rate Futures and Interest Rate Swaps (IRS), used to express views on market direction, and to hedge duration (interest rate sensitivity), with underlying exposures to Global Government Bonds and markets of varying maturities
- Inflation Swaps, used to express views on the pricing of inflation risk on an outright and a relative basis, and the hedging of those risks
- Currency Forwards and Non-Deliverable Forwards (NDFs), used to hedge currency risk and to take positions on expected market movements in foreign currencies
- Credit Default Swaps (CDS), used to express views on market expectations of changes in perceived or actual creditworthiness of borrowers including companies, agencies, and governments, and the hedging of those risks
- Credit Default Swap Tradable Indices and Credit Default Swap index tranches, used to express views on market expectations of changes in perceived or actual creditworthiness of baskets or indices of similar borrowers including companies, agencies, and governments, and the hedging of those risks
- TBA Mortgage-Backed Securities, being the trading of new Agency MBS prior to the underlying mortgage loans being allocated to the pool and so functioning as a derivative although operating in a manner similar to WI (When Issued) US Treasuries for a longer time period, used to express views on the direction of mortgage markets, and the hedging of those risks

	<ul style="list-style-type: none"> - Commercial Mortgage-Backed Security Tradable Indices (CMBX), used to express views on market expectations of changes in perceived or actual creditworthiness of baskets or indices of Commercial Mortgage-Backed Securities, and the hedging of those risks - Swaptions, options on Interest Rate Swaps, used to express views including but not limited to expectations of changes in the volatility of Interest Rate Swaps, as a proxy for market volatility more widely, and the hedging of those risks - Warrants, including GDP-linked warrants - Equity index futures used to express views including but not limited to expectations of changes in market volatility, risk-seeking or risk-averse behaviour, and the hedging of those risks - Options or baskets of options (such as but not limited to the VIX Volatility Index) on any of the above, used to express views including but not limited to expectations of changes in the volatility of bonds, securities, or other derivatives in the sub-fund, or as a proxy for market volatility more widely, and the hedging of those risks. <p>Leverage details:</p> <ul style="list-style-type: none"> a) Expected leverage, estimated at 6, is defined as the sum of the absolute values of the derivatives notional (with neither netting nor hedging arrangement) divided by the NAV. A higher leverage level (notional methodology) could be reached during the life of the sub-fund’s investment strategy. b) Higher leverage: under certain circumstances higher reported leverage may be reached. This will normally be a function of an increasing volume of trade, but these may be offsetting risks. In the normal course of business leverage would fall once positions were closed or expired: using a gross methodology on contracts which roll on pre-defined calendar days, any new positions – even if these are implemented to offset existing positions – may have the effect of increasing the gross notional amount outstanding of any contracts; for example, we start with a long position of 100 futures contracts with a notional value of EUR10m. We then sell 50, giving a notional value of EUR5m. Gross leverage has fallen. But if we use FX forwards, this does not apply, because FX contracts do not get cancelled, they net out. So, a long position of USDJPY100m subsequently offset with a short position of the same amount to the same forward date may generate a gross exposure of USD200m, even if the net is zero. That will be the case until the forward date is reached, at which point both contracts will be extinguished. Even if an allowance is made for identical FX trades, it will be appreciated that the situation may arise where non-identical but economically offsetting trades may have the effect of increasing a nominal gross leverage, even if economic leverage has been reduced or eliminated, for the life of those positions. c) Leverage may be generated by the use of futures, options, swaps, swaptions, forward contracts, and other derivative contracts, on fixed income, currency, equity indices, and baskets of any of these. Typically these contracts will be used either to isolate or hedge risks associated with fixed income markets including interest rate risk, changes in the yield curve or curves, country spreads, credit risk, foreign currency exposures, and market volatility. d) There may be little relationship between interest rate risk and derivatives notionals, such that very short-dated interest rate futures may have little sensitivity to changes in interest rates (“duration”), but employ large amounts of notional to generate those exposures. Equally, futures on long-dated bonds will tend to have a higher sensitivity to changes in interest rates (“duration”), but require comparatively less notional exposure. e) Leverage Risk warning: leverage may under certain circumstances generate an opportunity for higher return and therefore more important income, but at the same time, may increase the volatility of the sub-fund and therefore the risk to lose capital. f) Risk Management: a risk management process supervises this investment strategy through a daily VaR (99%; 1-month) monitoring completed by monthly back test and stress tests. <p><u>Information relating to SFDR and Taxonomy Regulation</u></p> <p>The sub-fund promotes environmental and / or social characteristics, provided that the companies in which the investments are made follow good governance practices, in</p>
--	---

		<p>accordance with article 8 of SFDR, and it will have a minimum proportion of its assets considered as sustainable investments within the meaning of SFDR.</p> <p>INFORMATION ABOUT THE ENVIRONMENTAL OR SOCIAL CHARACTERISTICS RELATING TO THIS SUB-FUND IS AVAILABLE IN THE ANNEX OF THE LUXEMBOURG PROSPECTUS SET OUT IN BOOK III.</p> <p>A summary of the commitments is also available in Appendix 5 of Book I of the Luxembourg Prospectus.</p> <p>The sub-fund considers principal adverse impacts on sustainability factors as detailed in the Sustainable Investment Policy section in Book I of the Luxembourg Prospectus.</p>
27.	BNP Paribas Funds Global Convertible	<p><u>Investment objective</u></p> <p>Increase the value of its assets over the medium term by investing in convertible bonds from any countries.</p> <p><u>Investment policy</u></p> <p>This sub-fund invests at least 2/3 of its assets in convertible or similar bonds whose underlying shares are issued by companies from any countries.</p> <p>The Investment Manager will seek to achieve a balance between the debt character of convertible bonds and their dependence on their respective underlying shares. In this respect, the sub-fund will take advantage of bond yields and will also be sensitive to the performance of the underlying shares.</p> <p>The Investment Manager will focus on convertible bonds strategies, investing in convertible bonds securities or achieving exposure to such securities by investing in fixed income securities and financial derivative instruments (such as options, CDS, Equity Basket Swaps, variance and volatility swaps, and/or CFD).</p> <p>The remaining portion, namely a maximum of 1/3 of its assets, may be invested in any other transferable securities, money market instruments, and up to 10% of its assets may be invested in UCITS or UCIs.</p> <p>After hedging, the sub-fund's exposure to currencies other than USD may not exceed 25%.</p> <p>The sub-fund's overall exposure (via both direct and indirect investments) to mainland China securities will not exceed 30% of its assets.</p> <p>The sub-fund may hold ancillary liquid assets within the limits and conditions described in Book I, Appendix 1 – Eligible Assets, point 7 of the Luxembourg Prospectus.</p> <p><u>Sustainable Investment policy</u></p> <p>The Investment Manager applies BNP PARIBAS ASSET MANAGEMENT's Sustainable Investment Policy, which takes into account Environmental, Social and Governance (ESG) criteria in the investment process of the sub-fund, as set out in Book I of the Luxembourg Prospectus.</p> <p>The sub-fund respects the Minimum Extra-Financial Analysis coverage rate, as set out in Book I of the Luxembourg Prospectus.</p> <p>The average portfolio ESG score of the sub-fund is higher than the one of its investment universe.</p> <p><u>Derivatives and Securities Financing Transactions</u></p> <p>Core financial derivative instruments, CDS, Equity Basket Swaps, variance and volatility swaps, CFD and warrants, may be used for efficient portfolio management and hedging as described in points 2 and 3 of Appendix 2 of Book I of the Luxembourg Prospectus.</p> <p>TRS* can be used as described on point 5 in Appendix 2 of Book I of the Luxembourg Prospectus.</p> <p><i>* One of the strategy indices that might be used to get exposure to the sub-fund universe is Refinity Global Focus Hedged Convertible Bond (USD) Index. The investment universe of the aforesaid index is composed of convertible bonds. The rebalancing of the index (each month) does not involve any cost for the sub-fund. Additional details regarding the index is</i></p>

	<p><i>available on the website https://www.refinitiv.com/en/financial-data/indices/convertible-indices.</i></p> <p>Securities Lending will be used, for efficient portfolio management purpose, as described in Appendix 2 of Book I of the Luxembourg Prospectus.</p> <p><u>Information relating to SFDR and Taxonomy Regulation</u></p> <p>The sub-fund promotes environmental and / or social characteristics, provided that the companies in which the investments are made follow good governance practices, in accordance with article 8 of SFDR, and it will have a minimum proportion of its assets considered as sustainable investments within the meaning of SFDR.</p> <p>INFORMATION ABOUT THE ENVIRONMENTAL OR SOCIAL CHARACTERISTICS RELATING TO THIS SUB-FUND IS AVAILABLE IN THE ANNEX OF THE LUXEMBOURG PROSPECTUS SET OUT IN BOOK III.</p> <p>A summary of the commitments is also available in Appendix 5 of Book I of the Luxembourg Prospectus.</p> <p>The sub-fund considers principal adverse impacts on sustainability factors as detailed in the Sustainable Investment Policy section in Book I of the Luxembourg Prospectus.</p>
28.	<p>BNP Paribas Funds Global Environment #</p> <p><u>Investment objective</u></p> <p>Increase the value of its assets over the medium term by investing primarily in Environmental Markets companies.</p> <p><u>Investment policy</u></p> <p>This thematic sub-fund aims at helping or accelerating the transition into a sustainable world by focusing on challenges related to the environment.</p> <p>At all times, this sub-fund invests at least 75% of its assets in equities and/or equity equivalent securities issued by companies that conduct a significant part of their business in Environmental markets. “Environmental markets” include, but not limited to, Renewable & Alternative Energy, Energy Efficiency, Water Infrastructure & Technologies, Pollution Control, Waste Management & Technologies, Environmental Support Services, and Sustainable Food.</p> <p>The remaining portion, namely a maximum of 25% of its assets, may be invested in any other transferable securities (including P-Notes), money market instruments, and also, within a limit of 15% of the assets, in debt securities of any kind and, within a limit of 10% of the assets, in UCITS or UCIs.</p> <p>In respect of the above investments limits, the sub-fund’s investments into “China A-Shares” via the Stock Connect may reach up to 25% of its assets.</p> <p>The sub-fund may hold ancillary liquid assets within the limits and conditions described in Book I, Appendix 1 – Eligible Assets, point 7 of the Luxembourg Prospectus.</p> <p><u>Sustainable Investment policy</u></p> <p>The Investment Manager applies BNP PARIBAS ASSET MANAGEMENT’s Sustainable Investment Policy, which takes into account Environmental, Social and Governance (ESG) criteria in the investment process of the sub-fund, falling under the Sustainable Thematic category, as set out in Book I of the Luxembourg Prospectus.</p> <p>The ESG analysis applies to at least 90% of the issuers in the portfolio (excluding ancillary liquid assets) and along with its thematic focus leads to a reduction of at least 20% of the investment universe, being companies conducting significant part of their business in environmental markets.</p> <p>This approach is supported by an active program of engagement with companies on a range of ESG factors, as well as proxy voting. Impact measurement and reporting* is also undertaken to provide post-investment evidence of the intention to help accelerate the transition to a more sustainable economy.</p> <p><i>*The impact report is available on the following link: https://www.bnpparibas-am.lu/investisseur-prive-particulier/fundsheets/actions/bnp-paribas-globalenvironment-classic-c-lu0347711466/?tab=documents.</i></p>

	<p><u>Derivatives and Securities Financing Transactions</u></p> <p>Core financial derivative instruments may be used for efficient portfolio management and hedging as described in points 2 and 3 of Appendix 2 of Book I of the Luxembourg Prospectus.</p> <p><u>Information relating to SFDR and Taxonomy Regulation</u></p> <p>The sub-fund has a sustainable investment objective in accordance with article 9 of SFDR and it will make a minimum of sustainable investments with environmental objectives and/or social objectives.</p> <p>INFORMATION ABOUT THE ENVIRONMENTAL OR SOCIAL CHARACTERISTICS RELATING TO THIS SUB-FUND IS AVAILABLE IN THE ANNEX OF THE LUXEMBOURG PROSPECTUS SET OUT IN BOOK III.</p> <p>A summary of the commitments is also available in Appendix 5 of Book I of the Luxembourg Prospectus.</p> <p>The sub-fund considers principal adverse impacts on sustainability factors as detailed in the Sustainable Investment Policy section in Book I of the Luxembourg Prospectus.</p>
29.	<p>BNP Paribas Funds Global High Yield Bond</p> <p><u>Investment objective</u></p> <p>Increase the value of its assets over the medium term by investing primarily in High Yield bonds.</p> <p><u>Investment policy</u></p> <p>This sub-fund invests at least 2/3 of its assets in bond or other similar securities that are rated below Baa3 (Moody's) or BBB- (S&P / Fitch) and denominated in various currencies throughout the world.</p> <p>The remaining portion, namely a maximum of 1/3 of its assets, may be invested in any other transferable securities, money market instruments, and up to 10% of its assets may be invested in UCITS or UCIs.</p> <p>If these rating criteria are not met, the Investment Manager shall adjust the portfolio's composition in the best interests of the investors and in the timeliest manner.</p> <p>After hedging, the sub-fund's exposure to currencies other than EUR may not exceed 5%.</p> <p>The sub-fund may hold ancillary liquid assets within the limits and conditions described in Book I, Appendix 1 – Eligible Assets, point 7 of the Luxembourg Prospectus.</p> <p><u>Sustainable Investment policy</u></p> <p>The Investment Manager applies BNP PARIBAS ASSET MANAGEMENT's Sustainable Investment Policy, which takes into account Environmental, Social and Governance (ESG) criteria in the investment process of the sub-fund, s set out in Book I of the Luxembourg Prospectus.</p> <p>The sub-fund respects the Minimum Extra-Financial Analysis coverage rate, as set out in Book I of the Luxembourg Prospectus.</p> <p>The average portfolio ESG score of the sub-fund is higher than the one of its investment universe.</p> <p><u>Derivatives and Securities Financing Transactions</u></p> <p>Core financial derivative instruments, and CDS may be used for efficient portfolio management and hedging as described in points 2 and 3 of Appendix 2 of Book I of the Luxembourg Prospectus.</p> <p><u>Information relating to SFDR and Taxonomy Regulation</u></p> <p>The sub-fund promotes environmental and / or social characteristics, provided that the companies in which the investments are made follow good governance practices, in accordance with article 8 of SFDR, and it will have a minimum proportion of its assets considered as sustainable investments within the meaning of SFDR.</p>

		<p>INFORMATION ABOUT THE ENVIRONMENTAL OR SOCIAL CHARACTERISTICS RELATING TO THIS SUB-FUND IS AVAILABLE IN THE ANNEX OF THE LUXEMBOURG PROSPECTUS SET OUT IN BOOK III.</p> <p>A summary of the commitments is also available in Appendix 5 of Book I of the Luxembourg Prospectus.</p> <p>The sub-fund considers principal adverse impacts on sustainability factors as detailed in the Sustainable Investment Policy section in Book I of the Luxembourg Prospectus.</p>
30.	BNP Paribas Funds Green Tigers #	<p><u>Investment objective</u></p> <p>This thematic sub-fund aims to invest in companies based in the Asia-Pacific region that are delivering solutions to environmental challenges.</p> <p><u>Investment policy</u></p> <p>This thematic sub-fund aims at helping or accelerating the transition into a sustainable world by focusing on challenges related to environment.</p> <p>At all times, this sub-fund invests at least 75% of its assets in equities and/or equity equivalent securities issued by companies based in Asia and/or in the Pacific Region that conduct a significant part of their business in environmental markets.</p> <p>“Environmental markets” include, but are not limited to, Renewable & Alternative Energy, Energy Efficiency, Water Infrastructure & Technologies, Pollution Control, Waste Management & Technologies, Environmental Support Services, and Sustainable Food.</p> <p>The remaining portion, namely a maximum of 25% of its assets, may be invested in any other transferable securities (including P-Notes) and money market instruments, provided that investments in debt securities of any kind do not exceed 15% of its assets, and up to 10% of its assets may be invested in UCITS or UCIs.</p> <p>In respect of the above investments limits, the sub-fund’s overall exposure (via both direct and indirect investments) to mainland China securities will not exceed 25% of its assets by investments in “China A-Shares” via the Stock Connect.</p> <p>The sub-fund may hold ancillary liquid assets within the limits and conditions described in Book I, Appendix 1 – Eligible Assets, point 7 of the Luxembourg Prospectus.</p> <p><u>Sustainable Investment policy</u></p> <p>The Investment Manager applies BNP PARIBAS ASSET MANAGEMENT’s Sustainable Investment Policy, which takes into account Environmental, Social and Governance (ESG) criteria in the investment process of the sub-fund, falling under the Sustainable Thematic category, as set out in Book I of the Luxembourg Prospectus.</p> <p>The ESG analysis applies to at least 90% of the issuers in the portfolio (excluding ancillary liquid assets) and along with its thematic focus leads to a reduction of at least 20% of the investment universe, being companies conducting significant part of their business in environmental markets. This approach is supported by an active program of engagement with companies on a range of ESG factors, as well as proxy voting. Impact measurement and reporting* is also undertaken to provide post-investment evidence of the intention to help accelerate the transition to a more sustainable economy.</p> <p>*The impact report is available on the following link: https://www.bnpparibas-am.lu/investisseur-prive-particulier/fundsheets/actions/bnp-paribas-green-tigersclassic-c-lu1039395188/?tab=documents.</p> <p><u>Derivatives and Securities Financing Transactions</u></p> <p>Core financial derivative instruments may be used for efficient portfolio management and hedging as described in points 2 and 3 of Appendix 2 of Book I of the Luxembourg Prospectus.</p> <p><u>Information relating to SFDR and Taxonomy Regulation:</u></p> <p>The sub-fund has a sustainable investment objective in accordance with article 9 of SFDR and it will make a minimum of sustainable investments with environmental objectives and/or social objectives.</p>

		<p>INFORMATION ABOUT THE ENVIRONMENTAL OR SOCIAL CHARACTERISTICS RELATING TO THIS SUB-FUND IS AVAILABLE IN THE ANNEX OF THE LUXEMBOURG PROSPECTUS SET OUT IN BOOK III.</p> <p>A summary of the commitments is also available in Appendix 5 of Book I of the Luxembourg Prospectus.</p> <p>The sub-fund considers principal adverse impacts on sustainability factors as detailed in the Sustainable Investment Policy section in Book I of the Luxembourg Prospectus.</p>
31.	BNP Paribas Funds Health Care Innovators	<p><u>Investment objective</u></p> <p>Increase the value of its assets over the medium term by investing in healthcare innovative companies.</p> <p><u>Investment policy</u></p> <p>At all times, this sub-fund invests at least 75% of its assets in equities and/or equity equivalent securities issued worldwide by health care companies that enable or benefit from innovative technologies, including, but not limited to, advances in genetic sequencing, drug delivery, miniaturization, bio-compatible materials, haptics and information technology to the healthcare field.</p> <p>The remaining portion, namely a maximum of 25% of its assets, may be invested in any other transferable securities and money market instruments, provided that investments in debt securities of any kind do not exceed 15% of its assets, and up to 10% of its assets may be invested in UCITS or UCIs.</p> <p>The sub-fund may hold ancillary liquid assets within the limits and conditions described in Book I, Appendix 1 – Eligible Assets, point 7 of the Luxembourg Prospectus.</p> <p><u>Sustainable Investment policy</u></p> <p>The Investment Manager applies BNP PARIBAS ASSET MANAGEMENT’s Sustainable Investment Policy, which takes into account Environmental, Social and Governance (ESG) criteria in the investment process of the sub-fund, falling under the Enhanced ESG category, as set out in Book I of the Luxembourg Prospectus.</p> <p>The sub-fund respects the Minimum Extra-Financial Analysis coverage rate, as set out in Book I of the Luxembourg Prospectus.</p> <p>The average portfolio ESG score of the sub-fund is higher than the one of its investment universe.</p> <p><u>Derivatives and Securities Financing Transactions</u></p> <p>Core financial derivative instruments may be used for efficient portfolio management and hedging as described in points 2 and 3 of Appendix 2 of Book I of the Luxembourg Prospectus.</p> <p><u>Information relating to SFDR and Taxonomy Regulation</u></p> <p>The sub-fund promotes environmental and / or social characteristics, provided that the companies in which the investments are made follow good governance practices, in accordance with article 8 of SFDR and it will have a minimum proportion of its assets considered as sustainable investments within the meaning of SFDR.</p> <p>INFORMATION ABOUT THE ENVIRONMENTAL OR SOCIAL CHARACTERISTICS RELATING TO THIS SUB-FUND IS AVAILABLE IN THE ANNEX OF THE LUXEMBOURG PROSPECTUS SET OUT IN BOOK III.</p> <p>A summary of the commitments is also available in Appendix 5 of Book I of the Luxembourg Prospectus.</p> <p>The sub-fund considers principal adverse impacts on sustainability factors as detailed in the Sustainable Investment Policy section in Book I of the Luxembourg Prospectus.</p>

32.	BNP Paribas Funds Inclusive Growth #	<p><u>Investment objective</u></p> <p>Increase the value of its assets over the medium term by investing in companies that foster inclusive practices and that transform their business models to deliver sustainable products and services.</p> <p><u>Investment policy</u></p> <p>This thematic sub-fund aims at helping or accelerating the transition into a sustainable world by focusing on inclusive growth.</p> <p>At all times, this sub-fund invests at least 75% of its assets in equities and/or equity equivalent securities issued by worldwide companies which support the vision of a more inclusive and sustainable society.</p> <p>Inclusive growth themes include, but are not limited to:</p> <ol style="list-style-type: none"> 1) Creating a safety net for the most fragile; 2) Investing in social mobility; 3) Access to primary goods; 4) Tackling corruption, rent seeking, lobbying, and 5) Decarbonisation & biodiversity. <p>The remaining portion, namely a maximum of 25% of its assets may be invested in any other transferable securities (including P-Notes), money market instruments and also, within a limit of 15% of the assets, in debt securities of any kind and, within a limit of 10% of the assets, in UCITS or UCIs.</p> <p>The sub-fund may hold ancillary liquid assets within the limits and conditions described in Book I, Appendix 1 – Eligible Assets, point 7 of the Luxembourg Prospectus.</p> <p><u>Sustainable Investment Policy</u></p> <p>The Investment Manager applies BNP PARIBAS ASSET MANAGEMENT’s Sustainable Investment Policy, which takes into account Environmental, Social and Governance (ESG) criteria in the investment process of the sub-fund, falling under the Sustainable Thematic category as set out in Book I of the Luxembourg Prospectus.</p> <p>The investment manager applies a non-financial analysis on a minimum of 90% of the assets of the sub-fund (excluding ancillary liquid assets) based on the internal Proprietary ESG scoring framework as indicated in Book I of the Luxembourg Prospectus. At least 20% of the investment universe, being the large and mid-cap companies across the main markets of developed countries, is eliminated on the basis of low ESG scores and/or sector exclusions.</p> <p><u>Derivatives and Securities Financing Transactions</u></p> <p>Core financial derivative instruments may be used for efficient portfolio management and hedging as described in points 2 and 3 of Appendix 2 of Book I of the Luxembourg Prospectus.</p> <p>Securities Lending is used, for efficient portfolio management purpose, as described in Appendix 2 of Book I of the Luxembourg Prospectus.</p> <p><u>Information Relating to SFDR and Taxonomy Regulation</u></p> <p>The sub-fund promotes environmental and / or social characteristics, provided that the companies in which the investments are made follow good governance practices, in accordance with article 8 of SFDR, and it will have a minimum proportion of its assets considered as sustainable investments within the meaning of SFDR.</p> <p>INFORMATION ABOUT THE ENVIRONMENTAL OR SOCIAL CHARACTERISTICS RELATING TO THIS SUB-FUND IS AVAILABLE IN THE ANNEX OF THE LUXEMBOURG PROSPECTUS SET OUT IN BOOK III.</p> <p>A SUMMARY OF THE COMMITMENTS IS ALSO AVAILABLE IN APPENDIX 5 OF BOOK I OF THE LUXEMBOURG PROSPECTUS.</p> <p>The sub-fund considers principal adverse impacts on sustainability factors as detailed in the Sustainable Investment Policy section in Book I of the Luxembourg Prospectus.</p>
-----	--	---

33.	BNP Paribas Funds India Equity	<p><u>Investment objective</u></p> <p>Increase the value of its assets over the medium term by investing primarily in Indian equities.</p> <p><u>Investment policy</u></p> <p>At all times, this sub-fund invests at least 75% of its assets in equities and/or equity equivalent securities issued by companies that have their registered offices or conduct the majority of their business activities in India.</p> <p>The remaining portion, namely a maximum of 25% of its assets, may be invested in any other transferable securities and money market instruments, provided that investments in debt securities of any kind do not exceed 15% of its assets, and up to 10% of its assets may be invested in UCITS or UCIs.</p> <p>The sub-fund may hold ancillary liquid assets within the limits and conditions described in Book I, Appendix 1 – Eligible Assets, point 7 of the Luxembourg Prospectus.</p> <p><u>Sustainable Investment policy</u></p> <p>The Investment Manager applies BNP PARIBAS ASSET MANAGEMENT’s Sustainable Investment Policy, which takes into account Environmental, Social and Governance (ESG) criteria in the investment process of the sub-fund, as set out in Book I of the Luxembourg Prospectus.</p> <p>The sub-fund respects the Minimum Extra-Financial Analysis coverage rate, as set out in Book I of the Luxembourg Prospectus.</p> <p>The average portfolio ESG score of the sub-fund is higher than the one of its investment universe.</p> <p><u>Derivatives and Securities Financing Transactions</u></p> <p>Core financial derivative instruments may be used for efficient portfolio management and hedging as described in points 2 and 3 of Appendix 2 of Book I of the Luxembourg Prospectus.</p> <p><u>Information relating to SFDR and Taxonomy Regulation</u></p> <p>The sub-fund promotes environmental and / or social characteristics, provided that the companies in which the investments are made follow good governance practices, in accordance with article 8 of SFDR, and it will have a minimum proportion of its assets considered as sustainable investments within the meaning of SFDR.</p> <p>INFORMATION ABOUT THE ENVIRONMENTAL OR SOCIAL CHARACTERISTICS RELATING TO THIS SUB-FUND IS AVAILABLE IN THE ANNEX OF THE LUXEMBOURG PROSPECTUS SET OUT IN BOOK III.</p> <p>A summary of the commitments is also available in Appendix 5 of Book I of the Luxembourg Prospectus.</p> <p>The sub-fund considers principal adverse impacts on sustainability factors as detailed in the Sustainable Investment Policy section in Book I of the Luxembourg Prospectus.</p>
34.	BNP Paribas Funds Japan Equity	<p><u>Investment objective</u></p> <p>Increase the value of its assets over the medium term by investing primarily in Japanese equities.</p> <p><u>Investment policy</u></p> <p>At all times, this sub-fund invests at least 75% of its assets in equities and/or equity equivalent securities issued by companies that have their registered office or conduct a significant proportion of their business in Japan.</p> <p>The remaining portion, namely a maximum of 25% of its assets, may be invested in any other transferable securities, money market instruments, and also, within a limit of 15% of the assets, in debt securities of any kind and, within a limit of 10% of the assets, in UCITS or UCIs.</p>

	<p>The sub-fund may hold ancillary liquid assets within the limits and conditions described in Book I, Appendix 1 – Eligible Assets, point 7 of the Luxembourg Prospectus.</p> <p><u>Sustainable Investment policy</u></p> <p>The Investment Manager applies BNP PARIBAS ASSET MANAGEMENT’s Sustainable Investment Policy, which takes into account Environmental, Social and Governance (ESG) criteria in the investment process of the sub-fund, as set out in Book I of the Luxembourg Prospectus.</p> <p>The sub-fund respects the Minimum Extra-Financial Analysis coverage rate, as set out in Book I of the Luxembourg Prospectus.</p> <p>The average portfolio ESG score of the sub-fund is higher than the one of its investment universe.</p> <p><u>Derivatives and Securities Financing Transactions</u></p> <p>Core financial derivative instruments may be used for efficient portfolio management and hedging as described in points 2 and 3 of Appendix 2 of Book I of the Luxembourg Prospectus.</p> <p><u>Information relating to SFDR and Taxonomy Regulation</u></p> <p>The sub-fund promotes environmental and / or social characteristics, provided that the companies in which the investments are made follow good governance practices, in accordance with article 8 of SFDR, and it will have a minimum proportion of its assets considered as sustainable investments within the meaning of SFDR.</p> <p>INFORMATION ABOUT THE ENVIRONMENTAL OR SOCIAL CHARACTERISTICS RELATING TO THIS SUB-FUND IS AVAILABLE IN THE ANNEX OF THE LUXEMBOURG PROSPECTUS SET OUT IN BOOK III.</p> <p>A summary of the commitments is also available in Appendix 5 of Book I of the Luxembourg Prospectus.</p> <p>The sub-fund considers principal adverse impacts on sustainability factors as detailed in the Sustainable Investment Policy section in Book I of the Luxembourg Prospectus.</p>
35.	<p>BNP Paribas Funds Japan Small Cap</p> <p><u>Investment objective</u></p> <p>Increase the value of its assets over the medium term by investing primarily in Japanese small cap equities.</p> <p><u>Investment policy</u></p> <p>At all times, this sub-fund invests at least 75% of its assets in equities and/or equity equivalent securities issued by companies having market capitalisation lower than JPY 500 billion and that have their registered office or conduct a significant proportion of their business in Japan.</p> <p>The remaining portion, namely a maximum of 25% of its assets, may be invested in any other transferable securities, money market instruments, provided that investments in debt securities of any kind do not exceed 15% of its assets, and up to 10% of its assets may be invested in UCITS or UCIs.</p> <p>The sub-fund may hold ancillary liquid assets within the limits and conditions described in Book I, Appendix 1 – Eligible Assets, point 7 of the Luxembourg Prospectus.</p> <p><u>Sustainable Investment policy</u></p> <p>The Investment Manager applies BNP PARIBAS ASSET MANAGEMENT’s Sustainable Investment Policy, which takes into account Environmental, Social and Governance (ESG) criteria in the investment process of the sub-fund, as set out in Book I of the Luxembourg Prospectus.</p> <p>The investment manager applies a non-financial analysis on a minimum of 75% of the assets of the sub-fund (excluding ancillary liquid assets) based on the internal Proprietary ESG scoring framework as indicated in Book I of the Luxembourg Prospectus.</p> <p>The average portfolio ESG score of the sub-fund is higher than the one of its investment universe.</p>

		<p><u>Derivatives and Securities Financing Transactions</u></p> <p>Core financial derivative instruments may be used for efficient portfolio management and hedging as described in points 2 and 3 of Appendix 2 of Book I of the Luxembourg Prospectus.</p> <p><u>Information relating to SFDR and Taxonomy Regulation</u></p> <p>The sub-fund promotes environmental and / or social characteristics, provided that the companies in which the investments are made follow good governance practices, in accordance with article 8 of SFDR, and it will have a minimum proportion of its assets considered as sustainable investments within the meaning of SFDR.</p> <p>INFORMATION ABOUT THE ENVIRONMENTAL OR SOCIAL CHARACTERISTICS RELATING TO THIS SUB-FUND IS AVAILABLE IN THE ANNEX OF THE LUXEMBOURG PROSPECTUS SET OUT IN BOOK III.</p> <p>A summary of the commitments is also available in Appendix 5 of Book I of the Luxembourg Prospectus.</p> <p>The sub-fund considers principal adverse impacts on sustainability factors as detailed in the Sustainable Investment Policy section in Book I of the Luxembourg Prospectus.</p>
36.	BNP Paribas Funds Latin America Equity	<p><u>Investment objective</u></p> <p>Increase the value of its assets over the medium term by investing primarily in Latin American equities.</p> <p><u>Investment policy</u></p> <p>This sub-fund aims to invest its assets in Latin American equities and/or equity equivalent securities, and at all times it will be invested at least for 75% of them in equities and/or equity equivalent securities issued by companies that have their registered office or conduct a significant proportion of their business in Latin America (all American countries except the USA and Canada) and by selecting the best market opportunities among the most representative values in this market.</p> <p>On ancillary bases, the sub-fund may invest a maximum of 25% of its assets in any other transferable securities, money market instruments, and also, within a limit of 10% of the assets, in UCITS or UCIs.</p> <p>The sub-fund is actively managed with the index « MSCI EM Latin America 10/40 (NR) » as benchmark*. Due to the active approach of the Investment Manager, the performance objective of the sub-fund is to outperform the benchmark.</p> <p><i>* with “MSCI Limited” as Benchmark Index administrator. Since 1 January 2021, “MSCI Limited” is considered as a “third country” UK administrator vis-à-vis the European Union and no longer appears on the Benchmark Register. The non-EU benchmarks are permitted to be used in the EU until the Regulation 2016/1011’s transition period which has been extended to 1 January 2024. During this time “MSCI Limited” can either be granted the UK “equivalence” by the European Union or “endorsement” or “recognition” as per Regulation 2016/1011.</i></p> <p>The investment philosophy is based in a long-term bottom-up approach taking into consideration the financial structure of companies with superior earnings growth and sound profitability, quality of the management, sustainable growth and others. The selection approach is based on an assessment of critical factors such as valuation multiples, earnings growth and cash flow generation.</p> <p>Alongside, a top down overlay approach is used to identify companies operating in sectors/countries with strong long-term macroeconomic fundamentals.</p> <p>Opportunities are sought everywhere in the Latin America investment universe, whether inside or outside of the index, with no particular constraints other than liquidity.</p> <p>Nevertheless, when certain market’s circumstances justify it in order to preserve the overall liquidity of the sub-fund, the Investment Manager will focus on the most tradable equities, the composition of the portfolio could get closer to that of the benchmark. Such circumstances are related to emerging markets inefficiencies, such as liquidity issues and severe FX devaluations during global instabilities, irrational speculative attacks towards</p>

		<p>emerging markets, and electoral periods in which prices are chiefly driven by political news-flow rather than fundamentals.</p> <p>The sub-fund may hold ancillary liquid assets within the limits and conditions described in Book I, Appendix 1 – Eligible Assets, point 7 of the Luxembourg Prospectus.</p> <p><u>Sustainable Investment policy</u></p> <p>The Investment Manager applies BNP PARIBAS ASSET MANAGEMENT’s Sustainable Investment Policy, which takes into account Environmental, Social and Governance (ESG) criteria in the investment process of the sub-fund, as set out in Book I of the Luxembourg Prospectus.</p> <p>The sub-fund respects the Minimum Extra-Financial Analysis coverage rate, as set out in Book I of the Luxembourg Prospectus.</p> <p>The average portfolio ESG score of the sub-fund is higher than the one of its investment universe.</p> <p><u>Derivatives and Securities Financing Transactions</u></p> <p>Core financial derivative instruments may be used for efficient portfolio management and hedging as described in points 2 and 3 of Appendix 2 of Book I of the Luxembourg Prospectus.</p> <p><u>Information relating to SFDR and Taxonomy Regulation</u></p> <p>The sub-fund promotes environmental and / or social characteristics, provided that the companies in which the investments are made follow good governance practices, in accordance with article 8 of SFDR and it will have a minimum proportion of its assets considered as sustainable investments within the meaning of SFDR.</p> <p>INFORMATION ABOUT THE ENVIRONMENTAL OR SOCIAL CHARACTERISTICS RELATING TO THIS SUB-FUND IS AVAILABLE IN THE ANNEX OF THE LUXEMBOURG PROSPECTUS SET OUT IN BOOK III.</p> <p>A summary of the commitments is also available in Appendix 5 of Book I of the Luxembourg Prospectus.</p> <p>The sub-fund considers principal adverse impacts on sustainability factors as detailed in the Sustainable Investment Policy section in Book I of the Luxembourg Prospectus.</p>
37.	BNP Paribas Funds Local Emerging Bond	<p><u>Investment objective</u></p> <p>Increase the value of its assets over the medium term investing primarily in local emerging bonds.</p> <p><u>Investment policy</u></p> <p>This sub-fund invests at least 2/3 of its assets in bonds and debt securities or other similar securities issued by emerging countries (defined as non OECD countries prior to 1 January 1994 together with Turkey and Greece) or by companies that have their registered offices or conduct a majority of their business activities in these countries, and will try to take advantage of the currency fluctuations in these countries.</p> <p>The remaining portion, namely a maximum of 1/3 of its assets, may be invested in any other transferable securities, money market instruments, and up to 10% of its assets may be invested in UCITS or UCIs.</p> <p>In respect of the above investments limits, the sub-fund’s investments into debt securities traded on the China Interbank Bond market may reach up to 25% of its assets.</p> <p>It is actively managed and as such may invest in securities that are not included in the index J.P. Morgan GBI-EM Global Diversified* (the “benchmark”). Nevertheless, due to similar geographical and thematic constraints, investors should be aware that the sub-fund’s risk and return profile may, from time to time, be comparable to the risk and return profile of the benchmark.</p> <p><i>* with “J.P. Morgan Securities PLC” as Benchmark Index administrators. Since 1 January 2021, “J.P. Morgan Securities PLC” is considered as a “third country” UK administrator vis-à-vis the European Union and no longer appears on the Benchmark Register. The non-EU benchmarks are permitted to be used in the EU until the Regulation 2016/1011’s</i></p>

transition period which has been extended to 1 January 2024. During this time "J.P. Morgan Securities PLC" can either be granted the UK "equivalence" by the European Union or "endorsement" or "recognition" as per Regulation 2016/1011.

In order to reduce risk, the Company and the Investment Manager will adopt a diversification strategy for this sub-fund:

- In terms of geographical region, investments will be limited to 25% of its assets per country, with an overall maximum of:
 - 100% in securities denominated in local currencies,
 - 70% in securities denominated in Hard Currencies,
- To reduce interest rate risk, the sub-fund may sell futures on developed market debt securities and in particular U.S. Treasury debt securities, particularly for hedging its exposure to USD-denominated fixed-rate emerging country debt.

Nevertheless, these transactions entered into for hedging purpose shall not result in a reduction or increase of the investment limits calculated for the sub-fund.

The risk of a transaction of this type is the inverse of the price difference between U.S. Treasury debt securities and "emerging country" USD-denominated debt ("country spread" increase).

The sub-fund may hold ancillary liquid assets within the limits and conditions described in Book I, Appendix 1 – Eligible Assets, point 7 of the Luxembourg Prospectus.

Sustainable Investment policy

The Investment Manager applies BNP PARIBAS ASSET MANAGEMENT's Sustainable Investment Policy, which takes into account Environmental, Social and Governance (ESG) criteria in the investment process of the sub-fund, as set out in Book I of the Luxembourg Prospectus.

The sub-fund respects the Minimum Extra-Financial Analysis coverage rate, as set out in Book I of the Luxembourg Prospectus.

The average portfolio ESG score of the sub-fund is higher than the one of its investment universe being emerging markets sovereign, quasi sovereign and corporate bonds in non-Hard Currency.

Derivatives and Securities Financing Transactions

Core financial derivative instruments, CDS and Volatility Swap may be used for efficient portfolio management and hedging as described in points 2 and 3 of Appendix 2 of Book I of the Luxembourg Prospectus.

TRS* can be used as described on point 5 in Appendix 2 of Book I of the Luxembourg Prospectus.

** TRS could be used for efficient portfolio management purposes with the objective of an efficient management of cash flows and better coverage of markets included in the reference investment universe of the sub-fund, such as but not limited to the J.P. Morgan GBI-EM Global Diversified. The investment universe of the aforesaid index is composed of emerging bonds. The rebalancing of the index (the last US business day of the month) does not involve any cost for the subfund. Additional details regarding the index can be sourced by emailing index.research@jpmorgan.com.*

Information relating to SFDR and Taxonomy Regulation

The sub-fund promotes environmental and / or social characteristics, provided that the companies in which the investments are made follow good governance practices, in accordance with article 8 of SFDR, and it will have a minimum proportion of its assets considered as sustainable investments within the meaning of SFDR.

INFORMATION ABOUT THE ENVIRONMENTAL OR SOCIAL CHARACTERISTICS RELATING TO THIS SUB-FUND IS AVAILABLE IN THE ANNEX OF THE LUXEMBOURG PROSPECTUS SET OUT IN BOOK III.

A summary of the commitments is also available in Appendix 5 of Book I of the Luxembourg Prospectus.

		<p>The sub-fund considers principal adverse impacts on sustainability factors as detailed in the Sustainable Investment Policy section in Book I of the Luxembourg Prospectus.</p>
<p>38.</p>	<p>BNP Paribas Funds Multi-Asset Thematic</p>	<p><u>Investment objective</u></p> <p>Increase the value of its assets over the medium term by investing primarily in thematic investments vehicles across multiple asset classes.</p> <p><u>Benchmark</u></p> <p>The sub-fund is actively managed without reference to an index.</p> <p><u>Investment policy</u></p> <p>This sub-fund aim at focusing on trends resulting from structural shifts in social and economic factors such as demography, environment, regulation or technology in order to express thematic investment views. Identification of securities with significant exposure to thematic investments are at the center of the investment process. The weighting to the individual thematic investments in the portfolio may vary over time according to the evolution of market conditions and to reflect the anticipations of the Investment Manager. Thematic investments are at the crossroad of asset allocation and security selection. As the Investment Manager digs into themes to identify the determinants of trends, he looks at internal risk factors (valuation, style) & external risk factors (market environment, short-term catalysts, economic and political developments). The Investment Manager meets at least weekly to discuss the portfolio allocation and is supported by a Macro Research & Strategy thematic committee that discusses the themes dynamics on a quarterly basis. The objective of the quarterly meeting is to foster continuous interactions between BNP Paribas Asset Management teams who manage thematic funds, optimize information flow, and assess the potential of each thematic in the current market situation.</p> <p>In order to achieve the investment objective, the sub-fund will invest primarily in UCITS, UCIs, and/or ETFs to get exposures. When there is no eligible UCITS/UCI and/or ETF available to express a thematic view in a compelling way, the sub-fund may also use Total Return Swaps to gain exposure to specific thematic indices or stocks selections provided by third parties, or may directly invest in targeted assets.</p> <p>The Investment Manager implements, on a discretionary manner, a diversified allocation strategy for the following asset classes:</p> <ul style="list-style-type: none"> • equities of all types, in all sectors and geographic areas, • government bonds, including debts of emerging countries, • corporate bonds, including bonds of companies located in emerging countries, • commodities ⁽¹⁾ (not directly but buying ETN on commodities or a commodities ETF or by buying a commodities futures index or TRS* providing that ETN will never represent more than 20% of the assets), • listed real estate assets ⁽²⁾. • money market instruments. <p>⁽¹⁾ <i>The sub-fund does not hold commodities directly.</i></p> <p>⁽²⁾ <i>Investments in eligible Real Estate ETF, shares of companies linked to Real Estate, eligible closed-ended REITs, The sub-fund does not invest in real estate directly.</i></p> <p>The sub-fund may be exposed for maximum 50% of its assets on emerging markets.</p> <p>Debt Securities will mainly have an Investment Grade rating and for maximum 20% of the assets a High Yield rating.</p> <p>The sub-fund may hold ancillary liquid assets within the limits and conditions described in Book I, Appendix 1 – Eligible Assets, point 7 of the Luxembourg Prospectus.</p> <p><u>Sustainable Investment policy</u></p> <p>The Investment Manager applies BNP PARIBAS ASSET MANAGEMENT’s Sustainable Investment Policy, which takes into account Environmental, Social and Governance (ESG) criteria in the investment process of the sub-fund, as set out in Book I of the Luxembourg Prospectus.</p>

		<p>The sub-fund is not classified as a Sustainable Thematic category as set out in section “Sustainable Investment Policy” of Book 1 of the Luxembourg Prospectus.</p> <p>The investment manager applies a non-financial analysis on a minimum of 90% of the assets of the sub-fund (excluding ancillary liquid assets) based on the internal Proprietary ESG scoring framework as indicated in Book I of the Luxembourg Prospectus.</p> <p>The average portfolio ESG score of the sub-fund is higher than the one of its investment universe, being all the worldwide issuers.</p> <p><u>Derivatives and Securities Financing Transactions</u></p> <p>Core financial derivative instruments, CDS may be used for efficient portfolio management and hedging as described in points 2 and 3 of Appendix 2 of Book I of the Luxembourg Prospectus.</p> <p>The Investment Manager is allowed to use financial derivative instruments as described in Appendix 2 of Book I, and Exchange Traded Notes.</p> <p>TRS* can be used as described on point 5 in Appendix 2 of Book I of the Luxembourg Prospectus.</p> <p><i>* One of the strategy index (The “Strategy Index”) that might be used to get exposure to the sub-fund universe is MSCI ACWI IMI Disruptive Technologies Index. The Index seeks to capture the performance of companies that develop new technologies that potentially will impact many sectors. The Investment Manager focuses in the index objective on nine technologies that are, or could become disruptive: 3D printing, internet of things, cloud computing, fintech, digital payments, healthcare innovation, robotics, cybersecurity, clean energy and smart grids. The index aims to represent the performance of companies that are expected to derive significant revenues from the rapid transformation of our world based on these technologies. Additional details regarding the index is available on the website https://www.msci.com/eqb/methodology/meth_docs/MSCI_ACWI_IMI_Disruptive Technology_Index.pdf</i></p> <p><u>Information relating to SFDR and Taxonomy Regulation</u></p> <p>The sub-fund promotes environmental and / or social characteristics, provided that the companies in which the investments are made follow good governance practices, in accordance with article 8 of SFDR, and it will have a minimum proportion of its assets considered as sustainable investments within the meaning of SFDR.</p> <p>INFORMATION ABOUT THE ENVIRONMENTAL OR SOCIAL CHARACTERISTICS RELATING TO THIS SUB-FUND IS AVAILABLE IN THE ANNEX OF THE LUXEMBOURG PROSPECTUS SET OUT IN BOOK III.</p> <p>A summary of the commitments is also available in Appendix 5 of Book I of the Luxembourg Prospectus.</p> <p>The sub-fund considers principal adverse impacts on sustainability factors as detailed in the Sustainable Investment Policy section in Book I of the Luxembourg Prospectus.</p>
39.	BNP Paribas Funds Russia Equity	<p><u>Investment objective</u></p> <p>Increase the value of its assets over the medium term by investing primarily in Russian equities.</p> <p><u>Investment policy</u></p> <p>At all times, this sub-fund invests at least 75% of its assets in equities and/or equity equivalent securities issued by companies that have their registered offices or conduct the majority of their business activities in Russia.</p> <p>The remaining portion, namely a maximum of 25% of its assets, may be invested in any other transferable securities and money market instruments provided that investments in debt securities of any kind do not exceed 15% of its assets, and up to 10% of its assets may be invested in UCITS or UCIs.</p> <p>The sub-fund may hold ancillary liquid assets within the limits and conditions described in Book I, Appendix 1 – Eligible Assets, point 7 of the Luxembourg Prospectus.</p>

		<p><u>Sustainable Investment policy</u></p> <p>The Investment Manager applies BNP PARIBAS ASSET MANAGEMENT’s Sustainable Investment Policy, which takes into account Environmental, Social and Governance (ESG) criteria in the investment process of the sub-fund, as set out in Book I of the Luxembourg Prospectus.</p> <p>The sub-fund respects the Minimum Extra-Financial Analysis coverage rate, as set out in Book I of the Luxembourg Prospectus.</p> <p>The average portfolio ESG score of the sub-fund is higher than the one of its investment universe.</p> <p><u>Derivatives and Securities Financing Transactions</u></p> <p>Core financial derivative instruments may be used for hedging only as described in points 2 and 3 of Appendix 2 of Book I of the Luxembourg Prospectus.</p> <p><u>Information relating to SFDR and Taxonomy Regulation</u></p> <p>The sub-fund promotes environmental and / or social characteristics, provided that the companies in which the investments are made follow good governance practices, in accordance with article 8 of SFDR, and it does not commit to make any sustainable investment within the meaning of SFDR.</p> <p>INFORMATION ABOUT THE ENVIRONMENTAL OR SOCIAL CHARACTERISTICS RELATING TO THIS SUB-FUND IS AVAILABLE IN THE ANNEX OF THE LUXEMBOURG PROSPECTUS SET OUT IN BOOK III.</p> <p>A summary of the commitments is also available in Appendix 5 of Book I of the Luxembourg Prospectus.</p> <p>The sub-fund considers principal adverse impacts on sustainability factors as detailed in the Sustainable Investment Policy section in Book I of the Luxembourg Prospectus.</p>
40.	BNP Paribas Funds SMaRT Food #	<p><u>Investment objective</u></p> <p>SMaRT means Sustainably Manufactured and Responsibly Transformed.</p> <p>Increase the value of its assets over the medium term by investing in sustainable food supply chain companies helping to accelerate the transition to a more sustainable world.</p> <p><u>Investment policy</u></p> <p>This thematic sub-fund aims to invest in companies within the sustainable food value chain that are delivering solutions to environmental and nutritional challenges.</p> <p>At all times, this sub-fund invests at least 75% of its assets in equities and/or equity equivalent securities issued by companies that conduct a significant proportion of their business in the food supply chain and related or connected sectors with sustainable activities and processes.</p> <p>The remaining portion, namely a maximum of 25% of its assets may be invested in any other transferable securities (including P-Notes), money market instruments and also, within a limit of 15% of the assets, in debt securities of any kind and, within a limit of 10% of the assets, in UCITS or UCIs.</p> <p>In respect of the above investments limits, the sub-fund’s investments into “China A-Shares” via the Stock Connect may reach up to 25% of its assets.</p> <p>The sub-fund may hold ancillary liquid assets within the limits and conditions described in Book I, Appendix 1 – Eligible Assets, point 7 of the Luxembourg Prospectus.</p> <p><u>Sustainable Investment policy</u></p> <p>The Investment Manager applies BNP PARIBAS ASSET MANAGEMENT’s Sustainable Investment Policy, which takes into account Environmental, Social and Governance (ESG) criteria in the investment process of the sub-fund, falling under the Sustainable Thematic category as set out in Book I of the Luxembourg Prospectus.</p> <p>The ESG analysis applies to at least 90% of the issuers in the portfolio (excluding ancillary liquid assets) and along with its thematic focus leads to a reduction of at least 20% of the investment universe, being companies belonging to the food supply chain. This approach is</p>

		<p>supported by an active program of engagement with companies on a range of ESG factors, as well as proxy voting. Impact measurement and reporting* is also undertaken to provide post-investment evidence of the intention to help accelerate the transition to a more sustainable economy.</p> <p>* <i>The impact report is available on the following link: https://www.bnpparibas-am.lu/investisseur-prive-particulier/fundsheets/actions/bnp-paribas-smart-food-classic-clu1165137149/?tab=documents.</i></p> <p><u>Derivatives and Securities Financing Transactions</u></p> <p>Core financial derivative instruments may be used for hedging only as described in points 2 and 3 of Appendix 2 of Book I of the Luxembourg Prospectus.</p> <p><u>Information relating to SFDR and Taxonomy Regulation</u></p> <p>The sub-fund has a sustainable investment objective in accordance with article 9 of SFDR and it will make a minimum of sustainable investments with environmental objectives and/or social objectives.</p> <p>INFORMATION ABOUT THE ENVIRONMENTAL OR SOCIAL CHARACTERISTICS RELATING TO THIS SUB-FUND IS AVAILABLE IN THE ANNEX OF THE LUXEMBOURG PROSPECTUS SET OUT IN BOOK III.</p> <p>A summary of the commitments is also available in Appendix 5 of Book I of the Luxembourg Prospectus.</p> <p>The sub-fund considers principal adverse impacts on sustainability factors as detailed in the Sustainable Investment Policy section in Book I of the Luxembourg Prospectus.</p>
41.	BNP Paribas Funds Sustainable Asia ex-Japan Equity [#]	<p><u>Investment objective</u></p> <p>Increase the value of its assets over the medium term by investing primarily in Asian (excluding Japan) equities issued by socially responsible companies.</p> <p><u>Benchmark</u></p> <p>The MSCI AC Asia ex-Japan Index benchmark is used for performance comparison.</p> <p>The sub-fund is not benchmark-constrained and its performance may deviate significantly from that of the benchmark.</p> <p><u>Investment policy</u></p> <p>At all times, this sub-fund invests at least 75% of its assets in equities and/or equity equivalent securities issued by a limited number of companies that have their registered offices or conduct the majority of their business activities in Asia (excluding Japan) and that are characterised by the quality of their financial structure and/or their potential for earnings growth.</p> <p>The remaining portion, namely a maximum of 25% of its assets, may be invested in any other transferable securities (including P-Notes), money market instruments, provided that investments in debt securities of any kind do not exceed 15% of its assets, and up to 10% of its assets may be invested in UCITS or UCIs.</p> <p>In respect of the above investments limits, the sub-fund’s overall exposure (via both direct and indirect investments) to mainland China securities will not exceed 20% of its assets by investments in “China A-Shares” via the Stock Connect.</p> <p>The sub-fund may hold ancillary liquid assets within the limits and conditions described in Book I, Appendix 1 – Eligible Assets, point 7 of the Luxembourg Prospectus.</p> <p><u>Sustainable Investment policy</u></p> <p>The Investment Manager applies BNP PARIBAS ASSET MANAGEMENT’s Sustainable Investment Policy, which takes into account Environmental, Social and Governance (ESG) criteria in the investment process of the sub-fund, falling under the Enhanced ESG category as set out in Book I of the Luxembourg Prospectus.</p> <p>The investment manager applies a non-financial analysis on a minimum of 90% of the assets of the sub-fund (excluding ancillary liquid assets) based on the internal Proprietary ESG</p>

	<p>scoring framework as indicated in Book I of the Luxembourg Prospectus.</p> <p>The average portfolio ESG score of the sub-fund is higher than the one of its investment universe, after eliminating at least 20% of securities with the lowest ESG Score.</p> <p>The investment universe is represented by the following composition:</p> <ul style="list-style-type: none"> - 75% MSCI AC Asia ex-Japan Index - 20% MSCI AC Asia ex-Japan Mid Cap Index; and - 5% MSCI AC Asia ex-Japan Small Cap Index. <p><u>Derivatives and Securities Financing Transactions</u></p> <p>Core financial derivative instruments may be used for efficient portfolio management and hedging as described in points 2 and 3 of Appendix 2 of Book I of the Luxembourg Prospectus.</p> <p><u>Information relating to SFDR and Taxonomy Regulation</u></p> <p>The sub-fund promotes environmental and / or social characteristics, provided that the companies in which the investments are made follow good governance practices, in accordance with article 8 of SFDR and it will have a minimum proportion of its assets considered as sustainable investments within the meaning of SFDR.</p> <p>INFORMATION ABOUT THE ENVIRONMENTAL OR SOCIAL CHARACTERISTICS RELATING TO THIS SUB-FUND IS AVAILABLE IN THE ANNEX OF THE LUXEMBOURG PROSPECTUS SET OUT IN BOOK III IN GENERAL, AS WELL AS SPECIFICALLY UNDER THE SECTIONS “WHAT ENVIRONMENTAL AND/OR SOCIAL CHARACTERISTICS ARE PROMOTED BY THIS FINANCIAL PRODUCT” AND “WHAT INVESTMENT STRATEGY DOES THIS FINANCIAL PRODUCT FOLLOW”.</p> <p>A summary of the commitments is also available in Appendix 5 of Book I of the Luxembourg Prospectus.</p> <p>The sub-fund considers principal adverse impacts on sustainability factors as detailed in the Sustainable Investment Policy section in Book I of the Luxembourg Prospectus.</p>
--	---

42.	BNP Paribas Funds Sustainable Asian Cities Bond #	<p><u>Investment objective</u></p> <p>Increase the value of its assets over the medium term by investing primarily in debt securities issued by Asian issuers supporting the development of Sustainable Asian Cities while integrating ESG criteria all along our investment process.</p> <p><u>Benchmark</u></p> <p>The J.P. Morgan Asia Credit Index is used for performance comparison only.</p> <p>The sub-fund is not benchmark-constrained and its performance may deviate significantly from that of the benchmark.</p> <p><u>Investment policy</u></p> <p>This thematic sub-fund invests at least 75% of its total assets in:</p> <p>1) Sustainable labelled bonds as defined by International Capital Market Association (i.e. green bond principles, social bond principles, sustainability bond guidelines, sustainability-linked bond principles) including green bonds, social and sustainability use-of-proceeds bonds of corporate and government issuers domiciled in, or exercising the predominant part of their economic activity in, Asian countries such as, but not limited to, China, Indonesia and Korea; and</p> <p>2) non-labelled bonds aligned with the development of sustainable Asian cities and issued by corporate and public entities domiciled in, or exercising the predominant part of their economic activity in Asian countries, for which part of their business contribute to aspects of sustainable Asian cities. The selected issuers must have at least 20% of their revenues in the activities, which are directly contributing to the theme, and/or potentially enablers of the development of sustainable Asian cities.</p> <p>The concept of Sustainable Asian Cities is multi-sector and multi-aspect, where investments can be broadly about these five aspects:</p> <ul style="list-style-type: none"> • Enhancing urban mobility within and across cities, with a preference for low-carbon options e.g. public transport • Improving Asian cities' basic infrastructure to operate and thrive, as well as improving cities' resilience to extreme weather events such as, but not limited to, storm water management or flood protection • Promoting integrated development to balance a mix of social, economic, nature-based activities such as, but not limited to, city's special economic zones or urban wetland installation • Building health and education facilities to increase provision and improve access to healthcare and education • Supporting innovative and technological solutions to support sustainable development of cities. <p>The investment universe of this sub-fund is made up of sustainable labelled bonds (per point 1 above) and non-labelled bonds (per point 2 above) from issuers domiciled in, or exercising the predominant part of their economic activity in, Asian countries (such as, but not limited to, China, Indonesia, Korea).</p> <p>The selected issuers, according to the proprietary methodology, must have at least 20% of their revenues in the activities, which are directly contributing to the theme, and/or potentially enablers of the above concept.</p> <p>The remaining portion, namely a maximum of 25% of its assets, may be invested in any other debt securities (such as, but not limited to, corporate bonds), money market instruments for maximum 10% of the assets, and other UCITS or UCIs for maximum 10% of the assets. The sub-fund invests at least 60% in Investment Grade bonds.</p> <p>The sub-fund may invest in High Yield bonds rated above B- (S&P or equivalent) up to 40% of its assets, and in perpetual callable bonds up to 20% of its assets.</p> <p>In the event that the ratings criteria are not met, due to downgrades, the Investment Manager shall adjust the portfolio's composition in the best interests of investors and in the timeliest manner.</p>
-----	---	---

	<p>In respect of the above investments limits, the sub-fund's investments into debt securities traded on the China Interbank Bond market may reach up to 25% of its assets.</p> <p>After hedging, the sub-fund exposure to currencies other than USD may not exceed 5%.</p> <p>The sub-fund may hold ancillary liquid assets within the limits and conditions described in Book I, Appendix 1 – Eligible Assets, point 7 of the Luxembourg Prospectus.</p> <p><u>Sustainable Investment policy</u></p> <p>The Investment Manager applies BNP PARIBAS ASSET MANAGEMENT's Sustainable Investment Policy, which takes into account Environmental, Social and Governance (ESG) criteria in the investment process of the sub-fund, falling under the Sustainable Thematic category, as set out in Book I of the Luxembourg Prospectus.</p> <p>The sub-fund invests at least 90% of its assets (excluding ancillary liquid assets) in securities issued by issuers that have an ESG score or assessment using the internal methodology, as set out in Book I of the Luxembourg Prospectus.</p> <p>The objective is deliberately to allocate capital towards projects, activities, assets, or companies that contributes to Sustainable Asian Cities theme.</p> <p>The sub-fund achieves this objective by investing in bonds that are validated by the Sustainability Centre of BNPP AM.</p> <p><u>Derivatives and Securities Financing Transactions</u></p> <p>Core financial derivative instruments, CDS, and Volatility Swaps, may be used for efficient portfolio management and hedging as described in points 2 and 3 of Appendix 2 of Book I of the Luxembourg Prospectus.</p> <p><u>Information relating to SFDR and Taxonomy Regulation</u></p> <p>The sub-fund has sustainable investment objective in accordance with article 9 of SFDR and it will make a minimum of sustainable investments with environmental objectives and/or social objectives.</p> <p>INFORMATION ABOUT THE ENVIRONMENTAL OR SOCIAL CHARACTERISTICS RELATING TO THIS SUB-FUND IS AVAILABLE IN THE ANNEX OF THE LUXEMBOURG PROSPECTUS SET OUT IN BOOK III.</p> <p>A summary of the commitments is also available in Appendix 5 of Book I of the Luxembourg Prospectus.</p> <p>The sub-fund considers principal adverse impacts on sustainability factors as detailed in the Sustainable Investment Policy section in Book I of the Luxembourg Prospectus.</p>
--	---

43.	BNP Paribas Funds Sustainable Europe Dividend #	<p><u>Investment objective</u></p> <p>Increase the value of its assets over the medium term by investing in European dividend equities issued by socially responsible companies.</p> <p><u>Investment policy</u></p> <p>At all times, this sub-fund invests at least 75% of its assets in equities and/or equity equivalent securities issued by companies that have their registered office either in a country member of the EEA or in the United Kingdom, other than non-cooperative countries in the fight against fraud and tax evasion, and whose dividend prospects are, in the opinion of the management team, sustainable over the medium term.</p> <p>The remaining portion, namely a maximum of 25% of its assets, may be invested in any other transferable securities, money market instruments, and also, within a limit of 15% of the assets, in debt securities of any kind and, within a limit of 10% of the assets, in UCITS or UCIs.</p> <p>The sub-fund may hold ancillary liquid assets within the limits and conditions described in Book I, Appendix 1 – Eligible Assets, point 7 of the Luxembourg Prospectus.</p> <p><u>Sustainable Investment policy</u></p> <p>The Investment Manager applies BNP PARIBAS ASSET MANAGEMENT’s Sustainable Investment Policy, which takes into account Environmental, Social and Governance (ESG) criteria in the investment process of the sub-fund, falling under the Enhanced ESG category, as set out in Book I of the Luxembourg Prospectus.</p> <p>The investment manager applies a non-financial analysis on a minimum of 90% of the assets of the sub-fund (excluding ancillary liquid assets) based on the internal Proprietary ESG scoring framework as indicated in Book I of the Luxembourg Prospectus.</p> <p>The average portfolio ESG score of the sub-fund is higher than the one of its investment universe, being the large and mid-cap European companies across the main European markets, after eliminating at least 20% of securities with the lowest ESG Score.</p> <p><u>Derivatives and Securities Financing Transactions</u></p> <p>Core financial derivative instruments, and warrants, may be used for efficient portfolio management and hedging as described in points 2 and 3 of Appendix 2 of Book I of the Luxembourg Prospectus.</p> <p>Securities Lending is used, for efficient portfolio management purpose, as described in Appendix 2 of Book I of the Luxembourg Prospectus.</p> <p><u>Information relating to SFDR and Taxonomy Regulation</u></p> <p>The sub-fund promotes environmental and / or social characteristics, provided that the companies in which the investments are made follow good governance practices, in accordance with article 8 of SFDR and it will have a minimum proportion of its assets considered as sustainable investments within the meaning of SFDR.</p> <p>INFORMATION ABOUT THE ENVIRONMENTAL OR SOCIAL CHARACTERISTICS RELATING TO THIS SUB-FUND IS AVAILABLE IN THE ANNEX OF THE LUXEMBOURG PROSPECTUS SET OUT IN BOOK III IN GENERAL, AS WELL AS SPECIFICALLY UNDER THE SECTIONS “WHAT ENVIRONMENTAL AND/OR SOCIAL CHARACTERISTICS ARE PROMOTED BY THIS FINANCIAL PRODUCT” AND “WHAT INVESTMENT STRATEGY DOES THIS FINANCIAL PRODUCT FOLLOW” .</p> <p>A summary of the commitments is also available in Appendix 5 of Book I of the Luxembourg Prospectus.</p> <p>The sub-fund considers principal adverse impacts on sustainability factors as detailed in the Sustainable Investment Policy section in Book I of the Luxembourg Prospectus.</p>
-----	---	---

44.	BNP Paribas Funds Sustainable Global Corporate Bond [#]	<p><u>Investment objective</u></p> <p>Increase the value of its assets over the medium term by investing primarily in corporate bonds issued by socially responsible companies.</p> <p><u>Investment policy</u></p> <p>The sub-fund follows a “Best-in-Class” approach which selects issuers that demonstrate superior social and environmental responsibility, while implementing robust corporate governance. Practices within their sector of activity.</p> <p>In addition, the sub-fund will select issuers (1) whose products and services contribute to resolving problems linked to environment and sustainable development, and (2) whose products and services will have positive and sustainable impacts on the environment and social climate.</p> <p>The sub-fund invests at least 2/3 of its assets in Investment Grade Bonds and/or securities treated as equivalent issued by companies in any country.</p> <p>In the event the rating criteria are no longer met, the Investment Manager will promptly adjust the composition of the portfolio in the interest of the shareholders.</p> <p>The remaining portion, namely a maximum of 1/3 of its assets, may be invested in any other transferable securities, money market instruments and within a limit of 10% of the assets, in UCITS or UCIs.</p> <p>After hedging, the sub-fund’s exposure to currencies other than USD may not exceed 5%.</p> <p>The sub-fund may hold ancillary liquid assets within the limits and conditions described in Book I, Appendix 1 – Eligible Assets, point 7 of the Luxembourg Prospectus.</p> <p><u>Sustainable Investment policy</u></p> <p>The Investment Manager applies BNP PARIBAS ASSET MANAGEMENT’s Sustainable Investment Policy, which takes into account Environmental, Social and Governance (ESG) criteria in the investment process of the sub-fund, falling under the Enhanced ESG category as set out in Book I of the Luxembourg Prospectus.</p> <p>The investment manager applies a non-financial analysis on a minimum of 90% of the assets of the sub-fund (excluding ancillary liquid assets) based on the internal Proprietary ESG scoring framework as indicated in Book I of the Luxembourg Prospectus. At least 20% of the investment universe is eliminated based on low ESG scores and/or sector exclusions.</p> <p>The ESG scoring process has three key steps:</p> <ol style="list-style-type: none"> 1) A quantitative ESG score for each issuer /country is calculated based on ESG indicators, 2) Then, qualitative elements linked to the key sustainable issues may be considered. This process may modify the initial score. 3) The new ESG score is converted into a ranking which leads the following recommendations: <ul style="list-style-type: none"> - Issuers having a good score: Positive recommendation - Issuers having a medium score: Neutral recommendation - Issuers having a poor score: Negative recommendation <p>The Investment Manager may only invest in issuers having a Positive and/or Neutral recommendation.</p> <p>The average portfolio ESG score of the sub-fund is higher than the one of its investment universe.</p> <p><u>Derivatives and Securities Financing Transactions</u></p> <p>Core financial derivative instruments and CDS may be used for efficient portfolio management and hedging as described in points 2 and 3 of Appendix 2 of Book I of the Luxembourg Prospectus.</p>
-----	--	---

		<p><u>Information relating to SFDR and Taxonomy Regulation</u></p> <p>The sub-fund promotes environmental and / or social characteristics, provided that the companies in which the investments are made follow good governance practices, in accordance with article 8 of SFDR, and it will have a minimum proportion of its assets considered as sustainable investments within the meaning of SFDR.</p> <p>INFORMATION ABOUT THE ENVIRONMENTAL OR SOCIAL CHARACTERISTICS RELATING TO THIS SUB-FUND IS AVAILABLE IN THE ANNEX OF THE LUXEMBOURG PROSPECTUS SET OUT IN BOOK III.</p> <p>A summary of the commitments is also available in Appendix 5 of Book I of the Luxembourg Prospectus.</p> <p>The sub-fund considers principal adverse impacts on sustainability factors as detailed in the Sustainable Investment Policy section in Book I of the Luxembourg Prospectus.</p>
45.	BNP Paribas Funds Sustainable Global Equity#	<p><u>Investment objective</u></p> <p>Increase the value of its assets over the medium term by investing primarily in global equities issued by socially responsible companies.</p> <p><u>Investment policy</u></p> <p>At all times, this sub-fund invests 75% of its assets in equity and/or equity equivalent of companies selected based on fundamental driven investment process.</p> <p>The remaining portion, namely a maximum of 25% of its assets, may be invested in any other transferable securities (including P-Notes) and money market instruments, provided that investments in debt securities of any kind do not exceed 15% of its assets, and up to 10% of its assets may be invested in UCITS or UCIs.</p> <p>In respect of the above investments limits, the sub-fund’s investments into “China A-Shares” via the Stock Connect may reach up to 25% of its assets.</p> <p>The sub-fund may hold ancillary liquid assets within the limits and conditions described in Book I, Appendix 1 – Eligible Assets, point 7 of the Luxembourg Prospectus.</p> <p><u>Sustainable Investment policy</u></p> <p>The Investment Manager applies BNP PARIBAS ASSET MANAGEMENT’s Sustainable Investment Policy, which takes into account Environmental, Social and Governance (ESG) criteria in the investment process of the sub-fund, falling under the Enhanced ESG category, as set out in Book I of the Luxembourg Prospectus.</p> <p>The investment manager applies a non-financial analysis on a minimum of 90% of the assets of the sub-fund (excluding ancillary liquid assets) based on the internal Proprietary ESG scoring framework as indicated in Book I of the Luxembourg Prospectus.</p> <p>The average portfolio ESG score of the sub-fund is higher than the one of its investment universe, after eliminating at least 20% of securities with the lowest ESG Score.</p> <p><u>Derivatives and Securities Financing Transactions</u></p> <p>Core financial derivative instruments may be used for hedging only as described in points 2 and 3 of Appendix 2 of Book I of the Luxembourg Prospectus.</p> <p>Securities Lending is used, for efficient portfolio management purpose, as described in Appendix 2 of Book I of the Luxembourg Prospectus.</p> <p><u>Information relating to SFDR and Taxonomy Regulation</u></p> <p>The sub-fund promotes environmental and / or social characteristics, provided that the companies in which the investments are made follow good governance practices, in accordance with article 8 of SFDR, and it will have a minimum proportion of its assets considered as sustainable investments within the meaning of SFDR.</p> <p>INFORMATION ABOUT THE ENVIRONMENTAL OR SOCIAL CHARACTERISTICS RELATING TO THIS SUB-FUND IS AVAILABLE IN THE ANNEX OF THE LUXEMBOURG PROSPECTUS SET OUT IN BOOK III IN GENERAL, AS WELL AS SPECIFICALLY UNDER THE SECTIONS “WHAT ENVIRONMENTAL AND/OR SOCIAL CHARACTERISTICS ARE PROMOTED</p>

		<p>BY THIS FINANCIAL PRODUCT” AND “WHAT INVESTMENT STRATEGY DOES THIS FINANCIAL PRODUCT FOLLOW”.</p> <p>A summary of the commitments is also available in Appendix 5 of Book I of the Luxembourg Prospectus.</p> <p>The sub-fund considers principal adverse impacts on sustainability factors as detailed in the Sustainable Investment Policy section in Book I of the Luxembourg Prospectus.</p>
46.	BNP Paribas Funds Sustainable Global Low Vol Equity #	<p><u>Investment objective</u></p> <p>The sub-fund seeks to increase the value of its assets over the medium term by investing in worldwide equities, issued primarily by socially responsible companies, selected through a process aimed at reducing risk by selecting low volatility securities.</p> <p><u>Investment policy</u></p> <p>At all times, this sub-fund invests at least 75% of its assets in worldwide equities. The remaining portion, namely a maximum of 25% of its assets, may be invested in any other transferable securities and money market instruments, provided that the investments in debt securities of any kind do not exceed 15% of its assets and the investments in UCITS or UCIs do not exceed 10%.</p> <p>The sub-fund’s exposure to currencies is not hedged.</p> <p>The sub-fund’s strategy will focus on reducing risk by selecting low volatility securities.</p> <p>The Investment Manager will follow a risk-optimisation process when constructing the portfolio.</p> <p>The sub-fund may hold ancillary liquid assets within the limits and conditions described in Book I, Appendix 1 – Eligible Assets, point 7 of the Luxembourg Prospectus.</p> <p><u>Sustainable Investment policy</u></p> <p>The Investment Manager applies BNP PARIBAS ASSET MANAGEMENT’s Sustainable Investment Policy, which takes into account Environmental, Social and Governance (ESG) criteria in the investment process of the sub-fund, falling under the Enhanced ESG category, as set out in Book I of the Luxembourg Prospectus.</p> <p>The sub-fund applies binding and significant ESG integration approach and improves its ESG profile while aiming at reducing its environmental footprint, as measured by greenhouse gas emissions, compared to the investment universe as described in the Investment Policy.</p> <p>Scores related to ESG and carbon footprint are calculated for each issuer of the investment universe. The portfolio is then constructed to select the best securities available in order to consistently achieve the following targets:</p> <ul style="list-style-type: none"> • a portfolio’s ESG score higher than the ESG score of the investment universe after eliminating at least 20% of securities with the lowest ESG Score, and • a portfolio’s carbon footprint at least 50% lower than the carbon footprint of the investment universe. <p>The investment manager applies a non-financial analysis on a minimum of 90% of the assets of the sub-fund (excluding ancillary liquid assets) based on the internal Proprietary ESG scoring framework, and assessment of their carbon footprint, as indicated in Book I of the Luxembourg Prospectus.</p> <p>Furthermore, the sub-fund does not invest in:</p> <ul style="list-style-type: none"> • companies that are part of the 10% lowest ESG scores of the investment universe, assessed in accordance with the ESG Scores methodology referred to in Book I of the Luxembourg Prospectus; • companies that do not comply with BNP Paribas Asset Management’s Responsible Business Conduct Standards, as set out in Book I of the Luxembourg Prospectus. <p><u>Derivatives and Securities Financing Transactions</u></p> <p>Core financial derivative instruments may be used for hedging only as described in points 2</p>

		<p>and 3 of Appendix 2 of Book I of the Luxembourg Prospectus.</p> <p><u>Information relating to SFDR and Taxonomy Regulation</u></p> <p>The sub-fund promotes environmental and / or social characteristics, provided that the companies in which the investments are made follow good governance practices, in accordance with article 8 of SFDR, and it will have a minimum proportion of its assets considered as sustainable investments within the meaning of SFDR.</p> <p>INFORMATION ABOUT THE ENVIRONMENTAL OR SOCIAL CHARACTERISTICS RELATING TO THIS SUB-FUND IS AVAILABLE IN THE ANNEX OF THE LUXEMBOURG PROSPECTUS SET OUT IN BOOK III.</p> <p>A summary of the commitments is also available in Appendix 5 of Book I of the Luxembourg Prospectus.</p> <p>The sub-fund considers principal adverse impacts on sustainability factors as detailed in the Sustainable Investment Policy section in Book I of the Luxembourg Prospectus.</p>
47.	BNP Paribas Funds Sustainable Multi-Asset Balanced #	<p><u>Investment objective</u></p> <p>Increase the value of its assets over the medium term by investing directly and/or indirectly (through UCITS, UCIs, or ETFs) in bonds or shares of issuers selected based on their practices and activities linked to sustainable development.</p> <p><u>Investment policy</u></p> <p>This sub-fund invests directly or indirectly (through funds, i.e. UCITS, UCIs, or ETFs) in bonds or shares of issuers selected based on the best-in-class approach (which selects issuers that demonstrate superior social and environmental responsibility, while implementing robust corporate governance practices within their sector of activity) and/or sustainable thematic approach. Under normal market conditions, the sub-fund will aim to reach its performance objectives by maintaining the below asset class weightings:</p> <ul style="list-style-type: none"> - Equity: 50% - Bonds: 50% <p>For effective portfolio management, the Investment Manager may deviate significantly from those weightings based on market conditions and his forecasts. The equity exposure may vary from 25% to maximum 75%. The bond exposure may vary from 25% to maximum 75%.</p> <p>The sub-fund may hold ancillary liquid assets within the limits and conditions described in Book I, Appendix 1 – Eligible Assets, point 7 of the Luxembourg Prospectus.</p> <p><u>Sustainable Investment policy</u></p> <p>The Investment Manager applies BNP PARIBAS ASSET MANAGEMENT’s Sustainable Investment Policy, which takes into account Environmental, Social and Governance (ESG) criteria in the investment process of the sub-fund, falling under the Enhanced ESG + Sustainable Thematic category, as set out in Book I of the Luxembourg Prospectus.</p> <p>The Equity bucket of the sub-fund will invest mainly directly or indirectly (through funds, i.e. UCITS, UCIs, or ETFs) in:</p> <ul style="list-style-type: none"> • companies that offer products, services and solutions helping to address specific environmental and/or social challenges, and, thus, facilitating, for example, the transition towards low-carbon, inclusive economy (sustainable thematic approach), and • companies that demonstrate superior social and/or environmental responsibility, while implementing robust corporate governance practices within their sector of activity. These companies are selected using the best-in-class approach. <p>The Fixed Income bucket of the sub-fund will mainly invest directly or indirectly (through funds, i.e. UCITS, UCIs, or ETFs) in:</p> <ul style="list-style-type: none"> • issuers whose practices, products and services meet specific environmental, social and governance criteria assessed using the best-in-class approach,

	<ul style="list-style-type: none"> • green bonds issued by corporates, supranational sovereign agencies, local entities and/or government to support environmental projects, • issuers selected through sustainable thematic approach (e.g., fossil free funds). <p>In order to meet its environmental and social characteristics and objectives, the sub-fund may comply with the following principles :</p> <ul style="list-style-type: none"> • In case of direct investments: the Investment Manager applies a non-financial analysis on a minimum of 90% of these investments (excluding ancillary liquid assets) based on the internal Proprietary ESG scoring framework as indicated in Book I. At least 20% of the investment universe, being the Bloomberg Barclays Euro Aggregate 500MM, is eliminated based on low ESG scores and/or sector exclusions. • In case of indirect investments (through funds i.e. UCITS, UCIs, or ETFs): the investment manager selects at least 90% of funds (i.e. UCITS, UCIs, or ETFs) which comply with either a selectivity approach (exclusion of at least 20% of the worst ESG-rated securities of the investment universe) or a rating upgrade approach (ESG score better than the investment universe from which at least 20% of the worst ESG-rated securities have been excluded). <p><u>Derivatives and Securities Financing Transactions</u></p> <p>Core financial derivative instruments may be used for efficient portfolio management and hedging as described in points 2 and 3 of Appendix 2 of Book I of the Luxembourg Prospectus.</p> <p><u>Information relating to SFDR and Taxonomy Regulation</u></p> <p>The sub-fund promotes environmental and / or social characteristics, provided that the companies in which the investments are made follow good governance practices, in accordance with article 8 of SFDR, and it will have a minimum proportion of its assets considered as sustainable investments within the meaning of SFDR.</p> <p>INFORMATION ABOUT THE ENVIRONMENTAL OR SOCIAL CHARACTERISTICS RELATING TO THIS SUB-FUND IS AVAILABLE IN THE ANNEX OF THE LUXEMBOURG PROSPECTUS SET OUT IN BOOK III IN GENERAL, AS WELL AS SPECIFICALLY UNDER THE SECTIONS “WHAT ENVIRONMENTAL AND/OR SOCIAL CHARACTERISTICS ARE PROMOTED BY THIS FINANCIAL PRODUCT” AND “WHAT INVESTMENT STRATEGY DOES THIS FINANCIAL PRODUCT FOLLOW”.</p> <p>A summary of the commitments is also available in Appendix 5 of Book I of the Luxembourg Prospectus.</p> <p>The sub-fund considers principal adverse impacts on sustainability factors as detailed in the Sustainable Investment Policy section in Book I of the Luxembourg Prospectus.</p>
--	--

48.	BNP Paribas Funds Sustainable Multi-Asset Growth #	<p><u>Investment objective</u></p> <p>Increase the value of its assets over the medium term by investing indirectly (through UCITS, UCIs, or ETFs) in bonds or shares of issuers selected based on their practices and activities linked to sustainable development.</p> <p><u>Investment policy</u></p> <p>This sub-fund invests indirectly (through funds, i.e. UCITS, UCIs, or ETFs) in bonds or shares of issuers selected based on the best-in-class approach (which selects issuers that demonstrate superior social and environmental responsibility, while implementing robust corporate governance practices within their sector of activity) and/or sustainable thematic approach. Under normal market conditions, the sub-fund will aim to reach its performance objectives by maintaining the below asset class weightings:</p> <ul style="list-style-type: none"> - Equity: 75% - Bonds: 25% <p>For effective portfolio management, the Investment Manager may deviate significantly from those weightings based on market conditions and his forecasts. The equity exposure may vary from 50% to maximum 100%. The bond exposure may vary from 0% to maximum 50%.</p> <p>The sub-fund may hold ancillary liquid assets within the limits and conditions described in Book I, Appendix 1 – Eligible Assets, point 7 of the Luxembourg Prospectus.</p> <p><u>Sustainable Investment policy</u></p> <p>The Investment Manager applies BNP PARIBAS ASSET MANAGEMENT’s Sustainable Investment Policy, which takes into account Environmental, Social and Governance (ESG) criteria in the investment process of the sub-fund, falling under the Enhanced ESG + Sustainable Thematic category, as set out in Book I of the Luxembourg Prospectus.</p> <p>The Equity bucket of the sub-fund will invest indirectly (through funds, i.e. UCITS, UCIs, or ETFs) mainly in:</p> <ul style="list-style-type: none"> • companies that offer products, services and solutions helping to address specific environmental and/or social challenges, and, thus, facilitating, for example, the transition towards low-carbon, inclusive economy (sustainable thematic approach), and • companies that demonstrate superior social and/or environmental responsibility, while implementing robust corporate governance practices within their sector of activity. These companies are selected using the best-in-class approach. <p>The Fixed Income bucket of the sub-fund will invest indirectly (through funds, i.e. UCITS, UCIs, or ETFs) mainly in:</p> <ul style="list-style-type: none"> • issuers whose practices, products and services meet specific environmental, social and governance criteria assessed using the best-in-class approach, • green bonds issued by corporates, supranational sovereign agencies, local entities and/or government to support environmental projects, • issuers selected through sustainable thematic approach (e.g., fossil free funds) <p>In order to meet its environmental and social characteristics and objectives, the Investment Manager selects, for at least 90% of its assets (excluding ancillary liquid assets), funds (i.e. UCITS, UCIs, or ETFs) which comply with either a selectivity approach (exclusion of at least 20% of the worst ESG-rated securities of the investment universe) or a rating upgrade approach (ESG score better than the investment universe from which at least 20% of the worst ESG-rated securities have been excluded).</p> <p><u>Derivatives and Securities Financing Transactions</u></p> <p>Core financial derivative instruments may be used for efficient portfolio management and hedging as described in points 2 and 3 of Appendix 2 of book I of the Luxembourg Prospectus.</p> <p><u>Information relating to SFDR and Taxonomy Regulation</u></p>
-----	--	--

		<p>The sub-fund promotes environmental and / or social and characteristics, provided that the companies in which the investments are made follow good governance practices, in accordance with article 8 of SFDR, and it will have a minimum proportion of its assets considered as sustainable investments within the meaning of SFDR.</p> <p>INFORMATION ABOUT THE ENVIRONMENTAL OR SOCIAL CHARACTERISTICS RELATING TO THIS SUB-FUND IS AVAILABLE IN THE ANNEX OF THE LUXEMBOURG PROSPECTUS SET OUT IN BOOK III IN GENERAL, AS WELL AS SPECIFICALLY UNDER THE SECTIONS “WHAT ENVIRONMENTAL AND/OR SOCIAL CHARACTERISTICS ARE PROMOTED BY THIS FINANCIAL PRODUCT” AND “WHAT INVESTMENT STRATEGY DOES THIS FINANCIAL PRODUCT FOLLOW” .</p> <p>A summary of the commitments is also available in Appendix 5 of Book I of the Luxembourg Prospectus.</p> <p>The sub-fund considers principal adverse impacts on sustainability factors as detailed in the Sustainable Investment Policy section in Book I of the Luxembourg Prospectus.</p>
49.	BNP Paribas Funds Sustainable US Value Multi-Factor Equity #	<p><u>Investment objective</u></p> <p>The implemented strategy aims at increasing the value of a portfolio of US equities, issued primarily by socially responsible companies, over the medium term using a systematic security selection approach combining several factor styles.</p> <p><u>Investment policy</u></p> <p>At all times, this sub-fund invests at least 75% of its assets in equities and/or equity equivalent securities issued by companies that the management team considers to be undervalued as compared to the market on the purchase date and that have their registered office or conduct the majority of their business activities in the United States of America.</p> <p>The remaining portion, namely a maximum of 25% of its assets, may be invested in other equities, debt securities and money market instruments provided that investments in debt securities of any kind do not exceed 15% of its assets, and up to 10% of its assets may be invested in UCITS or UCIs.</p> <p>The assets thus described will primarily be invested in USD.</p> <p>The portfolio is built based on a systematic approach, combining several equity factor criteria such as value, quality, low-volatility and momentum.</p> <p>The sub-fund may hold ancillary liquid assets within the limits and conditions described in Book I, Appendix 1 – Eligible Assets, point 7 of the Luxembourg Prospectus.</p> <p><u>Sustainable Investment policy</u></p> <p>The Investment Manager applies BNP PARIBAS ASSET MANAGEMENT’s Sustainable Investment Policy, which takes into account Environmental, Social and Governance (ESG) criteria in the investment process of the sub-fund, falling under the Enhanced ESG category, as set out in Book I of the Luxembourg Prospectus.</p> <p>The sub-fund applies binding and significant ESG integration approach and improves its ESG profile while aiming at reducing its environmental footprint, as measured by greenhouse gas emissions, compared to the investment universe.</p> <p>Scores related to ESG and carbon footprint are calculated for each issuer of the investment universe. The portfolio is then constructed to select the best securities available in order to consistently achieve the following targets:</p> <ul style="list-style-type: none"> • a portfolio's ESG score higher than the ESG score of the investment universe after eliminating at least 20% of securities with the lowest ESG Score, and • a portfolio's carbon footprint at least 50% lower than the carbon footprint of the investment universe.

		<p>The investment manager applies a non-financial analysis on a minimum of 90% of the assets of the sub-fund (excluding ancillary liquid assets) based on the internal Proprietary_ESG scoring framework, and assessment of their carbon footprint, as indicated in Book I of the Luxembourg Prospectus. Furthermore, the sub-fund does not invest in:</p> <ul style="list-style-type: none"> • companies that are part of the 10% lowest ESG scores of the investment universe, assessed in accordance with the ESG Scores methodology referred to in Book I of the Luxembourg Prospectus; • companies that do not comply with BNP Paribas Asset Management’s Responsible Business Conduct Standards, as set out in Book I of the Luxembourg Prospectus. <p><u>Derivatives and Securities Financing Transactions</u></p> <p>Core financial derivative instruments may be used for efficient portfolio management and hedging as described in points 2 and 3 of Appendix 2 of Book I of the Luxembourg Prospectus.</p> <p><u>Information relating to SFDR and Taxonomy Regulation</u></p> <p>The sub-fund promotes environmental and / or social characteristics, provided that the companies in which the investments are made follow good governance practices, in accordance with article 8 of SFDR, and it will have a minimum proportion of its assets considered as sustainable investments within the meaning of SFDR.</p> <p>INFORMATION ABOUT THE ENVIRONMENTAL OR SOCIAL CHARACTERISTICS RELATING TO THIS SUB-FUND IS AVAILABLE IN THE ANNEX OF THE LUXEMBOURG PROSPECTUS SET OUT IN BOOK III IN GENERAL, AS WELL AS SPECIFICALLY UNDER THE SECTIONS “WHAT ENVIRONMENTAL AND/OR SOCIAL CHARACTERISTICS ARE PROMOTED BY THIS FINANCIAL PRODUCT” AND “WHAT INVESTMENT STRATEGY DOES THIS FINANCIAL PRODUCT FOLLOW”.</p> <p>A summary of the commitments is also available in Appendix 5 of Book I of the Luxembourg Prospectus.</p> <p>The sub-fund considers principal adverse impacts on sustainability factors as detailed in the Sustainable Investment Policy section in Book I of the Luxembourg Prospectus.</p>
50.	BNP Paribas Funds Target Risk Balanced	<p><u>Investment objective</u></p> <p>Increase the value of the sub-fund's assets through investment growth, while keeping volatility with target of 7.50%.</p> <p><u>Investment policy</u></p> <p>The sub-fund invests its assets in all transferable securities within the limits allowed by the Law.</p> <p>Furthermore, the sub-fund is exposed to a range of asset classes through investment in funds, including trackers:</p> <ul style="list-style-type: none"> - equities of all types, in all sectors and geographic areas, - government bonds, including debts of emerging countries, - corporate bonds, - commodities, - listed real estate assets, - money market instruments. <p>The sub-fund is also indirectly exposed to market volatility.</p> <p>In order to achieve its performance objective, the sub-fund implements an extremely flexible and diversified allocation strategy encompassing these asset classes. Asset allocation is managed systematically and the permanent ex-ante annual volatility target is close to 7.5%.</p>

		<p>In addition the sub-fund takes up tactical allocation positions in order to increase the overall performance.</p> <p>The sub-fund’s investments are made through funds or direct investments.</p> <p>The sub-fund may hold ancillary liquid assets within the limits and conditions described in Book I, Appendix 1 – Eligible Assets, point 7 of the Luxembourg Prospectus.</p> <p>The sub-fund does not hold commodities or real estate directly.</p> <p><u>Sustainable Investment policy</u></p> <p>The Investment Manager applies BNP PARIBAS ASSET MANAGEMENT’s Sustainable Investment Policy, which takes into account Environmental, Social and Governance (ESG) criteria in the investment process of the sub-fund, as set out in Book I of the Luxembourg Prospectus.</p> <p>The sub-fund respects the Minimum Extra-Financial Analysis coverage rate, as set out in Book I of the Luxembourg Prospectus.</p> <p>The sub-fund invests at least 75% of its assets (excluding ancillary liquid assets) in funds that are categorized as article 8 or article 9 according to SFDR.</p> <p><u>Derivatives and Securities Financing Transactions</u></p> <p>Core financial derivative instruments and other swaps (OTC swaps on inflation), may be used for efficient portfolio management and hedging as described in points 2 and 3 of Appendix 2 of Book I of the Luxembourg Prospectus.</p> <p>TRS* can be used as described on point 5 in Appendix 2 of Book I of the Luxembourg Prospectus.</p> <p><i>* One of the strategy index (The “Strategy Index”) that might be used to get exposure to the sub-fund universe is Iboxx EUR Corporates Overall Total Return Index. Its investment universe is composed of investment grade fixed-income bonds issued by private corporations in the Eurozone. This index is rebalanced monthly after close of business on the last business day of the month, but this rebalancing does not involve any cost for the sub-fund. Additional details regarding the index is available on the website https://ihsmarkit.com/products/iboxx.html#factsheets</i></p> <p><u>Information relating to SFDR and Taxonomy Regulation</u></p> <p>The sub-fund promotes environmental and / or social characteristics, provided that the companies in which the investments are made follow good governance practices, in accordance with article 8 of SFDR, and it will have a minimum proportion of its assets considered as sustainable investments within the meaning of SFDR.</p> <p>INFORMATION ABOUT THE ENVIRONMENTAL OR SOCIAL CHARACTERISTICS RELATING TO THIS SUB-FUND IS AVAILABLE IN THE ANNEX OF THE LUXEMBOURG PROSPECTUS SET OUT IN BOOK III.</p> <p>A summary of the commitments is also available in Appendix 5 of Book I of the Luxembourg Prospectus.</p> <p>The sub-fund considers principal adverse impacts on sustainability factors as detailed in the Sustainable Investment Policy section in Book I of the Luxembourg Prospectus.</p>
51.	BNP Paribas Funds US Growth	<p><u>Investment objective</u></p> <p>Increase the value of its assets over the medium term by investing primarily in US growth equities.</p> <p><u>Investment policy</u></p> <p>At all times, this sub-fund invests at least 75% of its assets in equities and/or equity equivalent securities issued by companies that conduct the majority of their business activities in sectors that seem to have greater-than-average potential for growth, relatively stable growth in profits and that have their registered offices or conduct the majority of their business activities in the United States of America.</p> <p>The remaining portion, namely a maximum of 25% of its assets, may be invested in any other transferable securities, money market instruments provided that investments in debt</p>

securities of any kind do not exceed 15% of its assets and those on Canadian markets do not exceed 10% of assets, and up to 10% of its assets may be invested in UCITS or UCIs.

Although the majority of the sub-fund equity securities may be components of the index Russell 1000 Growth (RI)* (the “benchmark”), the Investment Manager uses its wide discretion in relation to the benchmark to invest in companies and sectors not included in the benchmark in order to take advantage of specific investment opportunities. This results in a concentrated portfolio of approximately 50 stocks, weighted by conviction and diversified across sectors and issuers in order to reduce risks.

** with “FTSE International Limited” as Benchmark Index administrator. Since 1 January 2021, “FTSE International Limited” is considered as a “third country” UK administrator vis-à-vis the European Union and no longer appears on the Benchmark Register. The non-EU benchmarks are permitted to be used in the EU until the Regulation 2016/1011’s transition period which has been extended to 1 January 2024. During this time “FTSE International Limited” can either be granted the UK “equivalence” by the European Union or “endorsement” or “recognition” as per Regulation 2016/1011.*

Internal investment guidelines have been defined, including in reference to the benchmark, and are regularly monitored to ensure the investment strategy remains actively managed, while staying within pre-defined risk levels. Due to diversification and similar geographical/thematic constraints, investors should be aware that the sub-fund’s risk and return profile may, from time to time, be comparable to the risk and return profile of the benchmark.

The sub-fund may hold ancillary liquid assets within the limits and conditions described in Book I, Appendix 1 – Eligible Assets, point 7 of the Luxembourg Prospectus.

Sustainable Investment policy

The Investment Manager applies BNP PARIBAS ASSET MANAGEMENT’s Sustainable Investment Policy, which takes into account Environmental, Social and Governance (ESG) criteria in the investment process of the sub-fund, , as set out in Book I of the Luxembourg Prospectus.

The sub-fund respects the Minimum Extra-Financial Analysis coverage rate, as set out in Book I of the Luxembourg Prospectus.

The average portfolio ESG score of the sub-fund is higher than the one of its benchmark.

Derivatives and Securities Financing Transactions

Core financial derivative instruments may be used for efficient portfolio management and hedging as described in points 2 and 3 of Appendix 2 of Book I of the Luxembourg Prospectus.

Information relating to SFDR and Taxonomy Regulation

The sub-fund promotes environmental and / or social characteristics in accordance with article 8 of SFDR, and it will have a minimum proportion of its assets considered as sustainable investments within the meaning of SFDR.

INFORMATION ABOUT THE ENVIRONMENTAL OR SOCIAL CHARACTERISTICS RELATING TO THIS SUB-FUND IS AVAILABLE IN THE ANNEX OF THE LUXEMBOURG PROSPECTUS SET OUT IN BOOK III.

A summary of the commitments is also available in Appendix 5 of Book I of the Luxembourg Prospectus.

The sub-fund considers principal adverse impacts on sustainability factors as detailed in the Sustainable Investment Policy section in Book I of the Luxembourg Prospectus.

52.	BNP Paribas Funds US Mid Cap	<p><u>Investment objective</u></p> <p>Increase the value of its assets over the medium term by investing primarily in US mid cap equities.</p> <p><u>Investment policy</u></p> <p>At all times, this sub-fund invests at least 75% of its assets in equities and/or equity equivalent securities issued by companies having market capitalisation below the highest market capitalisation and/or above the lowest market capitalisation (observed at the beginning of each financial year) of the Russell MidCap index* and that have their registered office or conduct a significant proportion of their business in the United States of America..</p> <p><i>* with “FTSE International Limited” as Benchmark Index administrator. Since 1 January 2021, “FTSE International Limited” is considered as a “third country” UK administrator vis-à-vis the European Union and no longer appears on the Benchmark Register. The non-EU benchmarks are permitted to be used in the EU until the Regulation 2016/1011’s transition period which has been extended to 1 January 2024. During this time “FTSE International Limited” can either be granted the UK “equivalence” by the European Union or “endorsement” or “recognition” as per Regulation 2016/1011.</i></p> <p>The remaining portion, namely a maximum of 25% of its assets, may be invested in any other transferable securities, money market instruments provided that investments in debt securities of any kind do not exceed 15% of its assets, and up to 10% of its assets may be invested in UCITS or UCIs.</p> <p>The sub-fund may hold ancillary liquid assets within the limits and conditions described in Book I, Appendix 1 – Eligible Assets, point 7 of the Luxembourg Prospectus.</p> <p><u>Sustainable Investment policy</u></p> <p>The Investment Manager applies BNP PARIBAS ASSET MANAGEMENT’s Sustainable Investment Policy, which takes into account Environmental, Social and Governance (ESG) criteria in the investment process of the sub-fund, as set out in Book I of the Luxembourg Prospectus.</p> <p>The sub-fund respects the Minimum Extra-Financial Analysis coverage rate, as set out in Book I of the Luxembourg Prospectus.</p> <p>The average portfolio ESG score of the sub-fund is higher than the one of its investment universe.</p> <p><u>Derivatives and Securities Financing Transactions</u></p> <p>Core financial derivative instruments may be used for efficient portfolio management and hedging as described in points 2 and 3 of Appendix 2 of Book I of the Luxembourg Prospectus.</p> <p><u>Information relating to SFDR and Taxonomy Regulation</u></p> <p>The sub-fund promotes environmental and / or social characteristics, provided that the companies in which the investments are made follow good governance practices, in accordance with article 8 of SFDR, and it will have a minimum proportion of its assets considered as sustainable investments within the meaning of SFDR.</p> <p>INFORMATION ABOUT THE ENVIRONMENTAL OR SOCIAL CHARACTERISTICS RELATING TO THIS SUB-FUND IS AVAILABLE IN THE ANNEX OF THE LUXEMBOURG PROSPECTUS SET OUT IN BOOK III.</p> <p>A summary of the commitments is also available in Appendix 5 of Book I of the Luxembourg Prospectus.</p> <p>The sub-fund considers principal adverse impacts on sustainability factors as detailed in the Sustainable Investment Policy section in Book I of the Luxembourg Prospectus.</p>
-----	------------------------------	---

53.	BNP Paribas Funds USD Short Duration Bond	<p><u>Investment objective</u></p> <p>Increase the value of its assets over the medium term by investing primarily in USD denominated bonds while controlling the duration.</p> <p><u>Investment policy</u></p> <p>The sub-fund invests at least 2/3 of its assets in USD denominated debt securities such as US treasury debt securities or notes, sovereign government bonds, supranationals bills & notes (defined as securities issued by international organisations, whereby member states transcend national boundaries), Mortgage Backed Securities (both agency and non-agency), corporate bonds including high yield corporate bonds, Asset Backed Securities and other structured debt, money market instruments and deposits.</p> <p>With regards to investments in structured debt the following ratios apply:</p> <ul style="list-style-type: none"> • 0-30% US Agency MBS • 0-10% Investment Grade CMBS • 0-10% Investment Grade ABS issued by corporate entities and denominated in USD • No ABS Home Equity Loans, HELOC, CDOs nor CLOs is allowed • Exposure to structured debt will not exceed 30% of the assets with a combined limit of 10% for both ABS and CMBS. <p>In the event the portfolio ends up with any distressed securities as a result of a restructuring event or any event beyond the control of the company, the Investment Manager will assess the situation and, if he believes necessary, promptly adjust the composition of the portfolio in order to preserve the best interest of the shareholders. In any case distressed securities will never represent more than 10% of the assets.</p> <p>The remaining portion, namely a maximum of 1/3 of its assets, may be invested in any other transferable securities, and also, within a limit of 10% of the assets, in UCITS or UCIs.</p> <p>The average duration of the portfolio does not exceed four years.</p> <p>The sub-fund may hold ancillary liquid assets within the limits and conditions described in Book I, Appendix 1 – Eligible Assets, point 7 of the Luxembourg Prospectus.</p> <p><u>Sustainable Investment policy</u></p> <p>The Investment Manager applies BNP PARIBAS ASSET MANAGEMENT’s Sustainable Investment Policy, which takes into account Environmental, Social and Governance (ESG) criteria in the investment process of the sub-fund, as set out in Book I of the Luxembourg Prospectus.</p> <p>The sub-fund respects the Minimum Extra-Financial Analysis coverage rate, as set out in Book I of the Luxembourg Prospectus.</p> <p>The average portfolio ESG score of the sub-fund is higher than the one of its investment universe.</p> <p><u>Derivatives and Securities Financing Transactions</u></p> <p>Core financial derivative instruments may be used for efficient portfolio management and hedging as described in points 2 and 3 of Appendix 2 of Book I of the Luxembourg Prospectus.</p> <p><u>Information relating to SFDR and Taxonomy Regulation</u></p> <p>The sub-fund promotes environmental and / or social characteristics, provided that the companies in which the investments are made follow good governance practices, in accordance with article 8 of SFDR, and it will have a minimum proportion of its assets considered as sustainable investments within the meaning of SFDR.</p>
-----	---	---

		<p>INFORMATION ABOUT THE ENVIRONMENTAL OR SOCIAL CHARACTERISTICS RELATING TO THIS SUB-FUND IS AVAILABLE IN THE ANNEX OF THE LUXEMBOURG PROSPECTUS SET OUT IN BOOK III.</p> <p>A summary of the commitments is also available in Appendix 5 of Book I of the Luxembourg Prospectus.</p> <p>The sub-fund considers principal adverse impacts on sustainability factors as detailed in the Sustainable Investment Policy section in Book I of the Luxembourg Prospectus.</p>
54.	BNP Paribas Funds US Small Cap	<p><u>Investment objective</u></p> <p>Increase the value of its assets over the medium term by investing primarily in US small cap equities.</p> <p><u>Investment policy</u></p> <p>At all times, this sub-fund invests at least 75% of its assets in equities and/or equity equivalent securities issued by companies having market capitalisation lower than the largest market capitalisation (observed at the beginning of each financial year) of the Russell 2000 index* and that have their registered offices or conduct the majority of their business activities in the United States of America.</p> <p><i>* with “FTSE International Limited” as Benchmark Index administrator. Since 1 January 2021, “FTSE International Limited” is considered as a “third country” UK administrator vis-à-vis the European Union and no longer appears on the Benchmark Register. The non-EU benchmarks are permitted to be used in the EU until the Regulation 2016/1011’s transition period which has been extended to 1 January 2024. During this time “FTSE International Limited” can either be granted the UK “equivalence” by the European Union or “endorsement” or “recognition” as per Regulation 2016/1011.</i></p> <p>The remaining portion, namely a maximum of 25% of its assets, may be invested in any other transferable securities and money market instruments provided that investments in debt securities of any kind do not exceed 15% of its assets, and up to 10% of its assets may be invested in UCITS or UCIs.</p> <p>The sub-fund may hold ancillary liquid assets within the limits and conditions described in Book I, Appendix 1 – Eligible Assets, point 7 of the Luxembourg Prospectus.</p> <p><u>Sustainable Investment policy</u></p> <p>The Investment Manager applies BNP PARIBAS ASSET MANAGEMENT’s Sustainable Investment Policy, which takes into account Environmental, Social and Governance (ESG) criteria in the investment process of the sub-fund, as set out in Book I of the Luxembourg Prospectus.</p> <p>The sub-fund respects the Minimum Extra-Financial Analysis coverage rate, as set out in Book I of the Luxembourg Prospectus.</p> <p>The average portfolio ESG score of the sub-fund is higher than the one of its investment universe.</p> <p><u>Derivatives and Securities Financing Transactions</u></p> <p>Core financial derivative instruments and warrants, may be used for efficient portfolio management and hedging as described in points 2 and 3 of Appendix 2 of Book I of the Luxembourg Prospectus.</p> <p><u>Information relating to SFDR and Taxonomy Regulation</u></p> <p>The sub-fund promotes environmental and / or social characteristics, provided that the companies in which the investments are made follow good governance practices, in accordance with article 8 of SFDR, and it will have a minimum proportion of its assets considered as sustainable investments within the meaning of SFDR.</p> <p>INFORMATION ABOUT THE ENVIRONMENTAL OR SOCIAL CHARACTERISTICS RELATING TO THIS SUB-FUND IS AVAILABLE IN THE ANNEX OF THE LUXEMBOURG PROSPECTUS SET OUT IN BOOK III.</p> <p>A summary of the commitments is also available in Appendix 5 of Book I of the Luxembourg Prospectus.</p>

		<p>The sub-fund considers principal adverse impacts on sustainability factors as detailed in the Sustainable Investment Policy section in Book I of the Luxembourg Prospectus.</p>
55.	BNP Paribas Funds USD Money Market*	<p><u>Investment objective</u></p> <p>To achieve the best possible return in USD in line with prevailing money market rates, over a 3-month period while aiming to preserve capital consistent with such rates and to maintain a high degree of liquidity and diversification; the 3-month period corresponds to the recommended investment horizon of the sub-fund.</p> <p><u>Investment policy</u></p> <p>The sub-fund is a standard variable net asset value money market fund as defined by Regulation 2017/1131.</p> <p>The sub-fund invests within the limits set out in Appendix 1 of Book 1 of the Luxembourg Prospectus in a diversified portfolio of USD denominated Money market instruments, Deposits with credit institutions and units or shares of short term MMFs or other Standard MMFs denominated in USD.</p> <p>Financial derivative instruments (e.g. IRS) are used only for the purpose of hedging the interest rate of the sub-fund. The impact of these financial derivative instruments will be taken into account for the calculation of the WAM.</p> <p>These investments must fulfil the Portfolio rules set out in Appendix 1 of Book 1 of the Luxembourg Prospectus.</p> <p>The sub-fund may hold ancillary liquid assets denominated in USD within the limits and conditions described in Book I, Appendix 1 – Eligible Assets, point 7 of the Luxembourg Prospectus.</p> <p><u>Sustainable Investment policy</u></p> <p>The Investment Manager applies BNP PARIBAS ASSET MANAGEMENT’s Sustainable Investment Policy, which takes into account Environmental, Social and Governance (ESG) criteria in the investment process of the sub-fund, as set out in Book I of the Luxembourg Prospectus.</p> <p>The sub-fund respects the Minimum Extra-Financial Analysis coverage rate, as set out in Book I of the Luxembourg Prospectus.</p> <p>The average portfolio ESG score of the sub-fund is higher than the one of its investment universe, being all the short-term debt and money market issuers.</p> <p><u>Information relating to SFDR and Taxonomy Regulation</u></p> <p>The sub-fund promotes environmental and / or social characteristics, provided that the companies in which the investments are made follow good governance practices, in accordance with article 8 of SFDR, and it will have a minimum proportion of its assets considered as sustainable investments within the meaning of SFDR.</p> <p>INFORMATION ABOUT THE ENVIRONMENTAL OR SOCIAL CHARACTERISTICS RELATING TO THIS SUB-FUND IS AVAILABLE IN THE ANNEX OF THE LUXEMBOURG PROSPECTUS SET OUT IN BOOK III.</p> <p>A summary of the commitments is also available in Appendix 5 of Book I of the Luxembourg Prospectus.</p> <p>The sub-fund considers principal adverse impacts on sustainability factors as detailed in the Sustainable Investment Policy section in Book I of the Luxembourg Prospectus.</p>

Notes:

This sub-fund is an ESG Fund under the ESG Circular No. CFC 02/2022 issued by the Authority. Further details of the ESG characteristics of the sub-fund can be found in “**Pre-Contractual Disclosures**” in Book III of the Luxembourg Prospectus.

“**Non-OECD countries as at 1 January 1994**” means all other countries as at 1 January 1994 not listed in the definition of “OECD countries as at 1 January 1994” below.

“**OECD countries as at 1 January 1994**” means member countries of the Organisation for Economic Co-operation and Development (“OECD”) as at 1 January 1994, i.e. Australia, Austria, Belgium, Canada, Chile, Czech Republic, Denmark, Estonia, Finland, France, Germany, Greece, Hungaria, Iceland, Ireland, Italy, Israel, Japan, Luxembourg, Mexico, Netherlands, New Zealand, Norway, Poland, Portugal, Slovenia, Slovakia, South Korea, Spain, Sweden, Switzerland, Turkey, United Kingdom and United States

The “**European Economic Area**” or “EEA” comprises the countries of the European Union, plus Iceland, Liechtenstein and Norway.

“**Sustainable Investment Policy**” describes the integration of environment, social and corporate governance (ESG) factors into the investment processes applied by the investment managers of each sub-fund. For further details, please refer to the Luxembourg Prospectus, Book I – SUSTAINABLE INVESTMENT POLICY”.

“**SFDR**” refers to Regulation (EU) 2019/2088 of the European Parliament and of the Council of 27 November 2019 on sustainability-related disclosures in the financial services sector, also known as the Sustainable Finance Disclosure Regulation.

“**Taxonomy Regulation**” refers to Regulation (EU) 2020/852 of the European Parliament and of the Council of 18 June 2020 on the establishment of a framework to facilitate sustainable investments and amending Regulation (EU) 2019/2088 (Taxonomy Regulation), and that implements the criteria for determining whether an economic activity qualifies as environmentally sustainable.

17. ADDITIONAL INFORMATION REGARDING BNP PARIBAS FUNDS EURO MONEY MARKET AND BNP PARIBAS FUNDS USD MONEY MARKET

- 17.1 For Money Market sub-funds, the Company invests only in high quality short-term liquid assets, money market instruments, units or shares of MMFs, credit institution deposits, and financial derivative instruments (such as interest rate swaps (“IRS”), forwards and futures) for hedging purposes only, denominated in various currencies and issued in different countries.
- 17.2 The Money Market sub-funds of the Company are not guaranteed investments. An investment in a Money Market sub-fund is different from an investment in deposits, with the risk that the principal invested in a Money Market sub-fund is capable of fluctuation. The Company does not rely on external support for guaranteeing the liquidity of the Money Market sub-funds or stabilising the NAV per share. The risk of loss of the principal is to be borne by the shareholders.
- 17.3 The maximum percentage of the BNP Paribas Funds Euro Money Market and BNP Paribas Funds USD Money Market sub-funds deposited property that can be invested in derivatives for hedging is 100% for each sub-fund.
- 17.4 Specific rules for these Money Market sub-funds concerning the management of collateral in respect of OTC derivatives and reverse repurchase agreements, please refer to Appendix 2 of Book 1 of the Luxembourg Prospectus.

18. FEES AND CHARGES

- 18.1 The Management Company or its authorised distributor is entitled to receive an initial sales charge of up to 3% of the subscription amount (to be retained by the authorised distributor). A fee may also be charged by the Management Company or its authorised distributors (as the case may be) for the redemption or the conversion of the Shares being redeemed or converted.
- 18.2 The Management Company or its authorised delegated investment manager (as the case may be) is also entitled to receive out of the assets of each sub-fund, a fee at a rate per annum at the end of each month (the “**Management Fee**”). This fee is accrued daily and payable monthly in arrears. The rate of Management Fee applicable to each sub-fund is more particularly set out in the respective section for that particular sub-fund in the Luxembourg Prospectus.
- 18.3 Please note that the distributors, including banks or other agents employed as agents of Shareholders may also impose administrative or other charges to be paid by Shareholders pursuant to arrangements between Shareholders and such banks or other agents.
- 18.4 Please refer to the “**Fees and Costs**” section in Book I of the Luxembourg Prospectus and the relevant sections of the Luxembourg Prospectus for each sub-fund for more details of the fees and charges that are applicable to the particular sub-fund and class of Shares of the particular sub-fund. A summary of the applicable fees and commissions for each sub-fund is set out in Appendix I and Appendix 2 of the Singapore Prospectus hereof.

19. RISKS

19.1 General Risks

Before you invest in any sub-fund, you are asked to carefully read the Luxembourg Prospectus in full. There can be no assurance that the Company's sub-funds will achieve their investment objectives, and past performance is no guarantee of future results. Investments may also be affected by changes to the rules and regulations governing exchange controls or taxation, including withholding tax or by changes to economic and monetary policies, the risk of terrorist actions, operational risks, unmanaged or unmitigated sustainability risks.

You are informed that the sub-funds may not achieve their performance objectives and that you may not recover the full amount of capital invested (minus entry costs paid).

Lastly, the general and specific risks described in this Section 19 of the Singapore Prospectus are not exhaustive and you should be aware that the sub-funds may be exposed to other risks of an exceptional nature from time to time.

19.2 Specific Risks

The sub-funds are exposed to various specific risks, depending on their respective investment policies. The specific risks to which sub-funds may be exposed are listed in Appendix 3 of Book I of the Luxembourg Prospectus, including alternative investment strategies risks, cash collateral reinvestment risk, collateral management risk, commodity related exposure risk, concentration risk, contingent convertible risk, counterparty risk, credit risk, currency exchange risk, custody risk, derivatives risk, distressed securities risk, emerging markets risk, extra financial criteria investment risk, equity risk, hedge share class contagion risk, high yield bond risk, market risk, legal risk, liquidity risk, real estate related exposure risk, risks related to investments in some countries, securitised products risk, securities financing transaction (SFT) risks, small cap, specialised or restricted sectors risk, swing pricing risk, tracking error risk, warrant risk, Specific Risks related to Investments in Mainland China i.e. PRC taxation risk, risks related to FII investments, risk related to direct CIMB access, risks related to Stock Connect, risk related to Bond Connect and Risks related to Investments in CNH Share Categories i.e. China Market Risk and RMB Currency Risk.

19.3 **Specific Risks to the sub-funds**

- 19.3.1 BNP Paribas Funds Aqua - The following risks are associated with investments in this sub-fund: market risk, concentration risk, liquidity risk, emerging market risk, operational risk, custody risk, , equity risk, risk related to investments in some countries, small cap, specialised or restricted sectors risks, risks related to investments in CNH share categories, specific risk related to investment in Mainland China including changes in PRC taxation risk and risks related to Stock Connect and extra-financial criteria risk.
- 19.3.2 BNP Paribas Funds Asia Tech Innovators – The following risks are associated with investments in this sub-fund: market risk, operational risk, custody risk, liquidity risk, small cap, specialized or restricted sectors risk, emerging markets risk, extra-financial criteria investment risk, equity risk, risks related to investments in some countries, warrant risk, and specific risk related to investment in Mainland China including changes in PRC taxation risk and risks related to Stock Connect.
- 19.3.3 BNP Paribas Funds Brazil Equity – The following risks are associated with investments in this sub-fund: market risk, operational risk, custody risk, concentration risk, equity risk, emerging markets risk, risks related on investments in some countries and extra-financial criteria investment risk.
- 19.3.4 BNP Paribas Funds China A-Shares – The following risks are associated with investments in this sub-fund: market risk, operational risk, custody risk, emerging markets risk, equity risk, risks related to investments in some countries, specific risk related to investment in Mainland China including changes in PRC taxation risk, risks related to FII investments and risks related to Sock Connect, extra-financial criteria investment risk and warrant risk.
- 19.3.5 BNP Paribas Funds China Equity – The following risks are associated with investments in this sub-fund: market risk, operational risk, custody risk, emerging markets risk, equity risk, risks related to investments in some countries, specific risk related to investment in Mainland China including changes in PRC taxation risk, risks related to FII investments and risks related to Stock Connect, extra-financial criteria investment risk, and warrant risk.
- 19.3.6 BNP Paribas Funds Climate Impact – The following risks are associated with investments in this sub-fund: market risk, concentration risk, operational risk, custody risk, extra-financial criteria investment risk, equity risk, liquidity risk, small cap, specialised or restricted sectors risk, specific risk related to investment in Mainland China including changes in PRC taxation risk and risks related to Stock Connect, and risks related to investments in CNH share categories.
- 19.3.7 BNP Paribas Funds Consumer Innovators – The following risks are associated with investments in this sub-fund: market risk, concentration risk, liquidity risk, operational risk, custody risk, small cap, specialised or restricted sectors risk, equity risk and extra-financial criteria investment risk.
- 19.3.8 BNP Paribas Funds Disruptive Technology – The following risks are associated with investments in this sub-fund: market risk, operational risk, custody risk, concentration risk, small cap, specialised or restricted sectors risk, equity risk, extra-financial criteria investment risk and specific risk related to investment in Mainland China including changes in PRC taxation risk and risks related to Stock Connect.
- 19.3.9 BNP Paribas Funds Ecosystem Restoration – The following risks are associated with investments in this sub-fund: market risk, operational risk, custody risk, concentration risk, derivatives risk, extra-financial criteria investment risk, equity risk, warrant risk, specific risk related to investment in Mainland China including changes in PRC taxation risk, risks related to Stock Connect, risks related to investments in CNH share categories, and small cap, specialised or restricted sector risks
- 19.3.10 BNP Paribas Funds Emerging Bond – The following risks are associated with investments in this sub-fund: market risk, credit risk, derivatives risk, liquidity risk, counterparty risk, operational risk, custody

risk, collateral management risk, emerging markets risk, risks related to investments in some countries and extra-financial criteria investment risk.

- 19.3.11 BNP Paribas Funds Emerging Bond Opportunities – The following risks are associated with investments in this sub-fund: market risk, credit risk, derivatives risk, liquidity risk, operational risk, custody risk, emerging markets risk, risk related to investments in some countries, extra-financial criteria investment risk, specific risks related to investments in Mainland China including changes in PRC taxation risk, risk related to Direct CIBM Access and risks related to investments in CNH share categories.
- 19.3.12 BNP Paribas Funds Emerging Equity – The following risks are associated with investments in this sub-fund: market risk, operational risk, custody risk, equity risk, emerging markets risk, risk related to investment in some countries, specific risk related to investment in Mainland China including changes in PRC taxation risk and risks related to Stock Connect and extra-financial criteria investment risk.
- 19.3.13 BNP Paribas Funds Emerging Multi-Asset Income – The following risks are associated with investments in this sub-fund: market risk, contingent convertible risk, credit risk, derivatives risk, liquidity risk, operational risk, custody risk, distressed securities risk, emerging markets risk, equity risk, high yield bond risk, commodity related exposure risk, securitised products risk, risk related to investments in some countries, specific risks related to investments in Mainland China including changes in PRC taxation risk, risk related to Stock Connect and risk related to Direct CIBM Access, warrant risk, extra-financial criteria investment risk, and risks related to investments in CNH share categories.
- 19.3.14 BNP Paribas Funds Energy Transition – The following risks are associated with investments in this sub-fund: market risk, derivatives risk, liquidity risk, operational risk, custody risk, concentration risk, small cap, specialised or restricted sectors risk, equity risk, securitised products risk, specific risks related to investment in Mainland China including PRC taxation risk and risks related to Stock Connect, warrant risk, extra-financial criteria investment risk and risks related to investments in CNH share categories.
- 19.3.15 BNP Paribas Funds Environmental Absolute Return Thematic Equity (EARTH)* – The following risks are associated with investments in this sub-fund: market risk, operational risk, concentration risk, custody risk, collateral management risk, counterparty risk, currency exchange risk, credit risk, derivatives risk, distressed securities risk, emerging markets risk, extra-financial criteria investment risk, equity risk, risks related to investments in some countries, warrant risk and specific risks related to investment in Mainland China including changes in PRC taxation risk and risks related to Stock Connect.
- * BNP Paribas Funds Environmental Absolute Return Thematic Equity (EARTH) is only suitable for investors who understand the complexity of the alternative strategies employed and are willing to accept those risks, including the risk of capital loss.*
- 19.3.16 BNP Paribas Funds Euro Bond – The following risks are associated with investments in this sub-fund: market risk, credit risk, operational risk, custody risk, SFT risk and extra-financial criteria investment risk.
- 19.3.17 BNP Paribas Funds Euro Corporate Bond – The following risks are associated with investments in this sub-fund: market risk, credit risk, derivatives risk, operational risk, custody risk and extra-financial criteria investment risk.
- 19.3.18 BNP Paribas Funds Euro Equity – The following risks are associated with investments in this sub-fund: market risk, operational risk, custody risk, equity risk, small cap, specialised or restricted sectors risk, SFT risk and extra-financial criteria investment risk.

- 19.3.19 BNP Paribas Funds Euro Government Bond – The following risks are associated with investments in this sub-fund: market risk, credit risk, operational risk, custody risk, SFT risk and extra-financial criteria investment risk.
- 19.3.20 BNP Paribas Funds Euro High Yield Bond – The following risks are associated with investments in this sub-fund: market risk, credit risk, liquidity risk, operational risk, custody risk, counterparty risk, collateral management risk, derivatives risk, high yield bond risk, SFT risk and extra-financial criteria investment risk.
- 19.3.21 BNP Paribas Funds Euro Money Market – The following risks are associated with investments in this sub-fund: market risk, credit risk, liquidity risk, operational risk, custody risk and extra-financial criteria investment risk.
- 19.3.22 BNP Paribas Funds Europe Convertible – The following risks are associated with investments in this sub-fund: market risk, credit risk, operational risk, custody risk, collateral management risk, counterparty risk, derivatives risk, SFT risk, extra-financial criteria risk and warrant risk.
- 19.3.23 BNP Paribas Funds Europe Equity – The following risks are associated with investments in this sub-fund: market risk, operational risk, custody risk, equity risk, concentration risk, SFT risk and extra-financial criteria investment risk.
- 19.3.24 BNP Paribas Funds Europe Growth – The following risks are associated with investments in this sub-fund: market risk, operational risk, custody risk, equity risk, SFT risk and extra-financial criteria investment risk.
- 19.3.25 BNP Paribas Funds Europe Small Cap – The following risks are associated with investments in this sub-fund: market risk, liquidity risk, operational risk, custody risk, equity risk, small cap, specialised or restricted sectors risk, extra-financial criteria investment risk and warrant risk.
- 19.3.26 BNP Paribas Funds Global Bond Opportunities – The following risks are associated with investments in this sub-fund: market risk, credit risk, liquidity risk, counterparty risk, operational risk, custody risk, derivatives risk, distressed securities risk, high yield bond risk, collateral management risk, currency exchange risk, securitised products risk, emerging markets risk, SFT risk, extra-financial criteria investment risk, risks related to investments in some countries and specific risk related to investments in Mainland China including changes in PRC taxation risk, risk related to Direct CIBM Access and risk related to Bond Connect.
- 19.3.27 BNP Paribas Funds Global Convertible – The following risks are associated with investments in this sub-fund: market risk, credit risk, counterparty risk, operational risk, custody risk, derivatives risk, collateral management risk, currency exchange risk, emerging markets risk, SFT risk, extra-financial criteria investment risk, risks related to investments in some countries, specific risk related to investment in Mainland China including changes in PRC taxation risk and risks related to FII investment and warrant risk.
- 19.3.28 BNP Paribas Funds Global Environment – The following risks are associated with investments in this sub-fund: market risk, operational risk, custody risk, equity risk, extra-financial criteria investment risk and specific risks related to investments in Mainland China including changes in PRC taxation risk and risk related to Stock Connect.
- 19.3.29 BNP Paribas Funds Global High Yield Bond – The following risks are associated with investments in this sub-fund: market risk, credit risk, liquidity risk, operational risk, custody risk, high yield bond risk and extra-financial criteria investment risk.
- 19.3.30 BNP Paribas Funds Green Tigers – The following risks are associated with investments in this sub-fund: market risk, operational risk, custody risk, extra-financial criteria investment risk, equity risk,

liquidity risk, small cap, specialised or restricted sectors risk and specific risks related to investments in Mainland China including changes in PRC taxation risk and risks related to Stock Connect and risks related to investments in CNH share categories.

- 19.3.31 BNP Paribas Funds Health Care Innovators – The following risks are associated with investments in this sub-fund: market risk, operational risk, custody risk, equity risk, small cap, specialised or restricted sectors risk and extra-financial criteria investment risk.
- 19.3.32 BNP Paribas Funds Inclusive Growth – The following risks are associated with investments in this sub-fund: market risk, operational risk, custody risk, SFT Risk, extra-financial criteria investment risk, equity risk, derivatives risk, concentration risk, warrant risk, specific risks related to investments in Mainland China, and risks related to the investments in CNH share categories.
- 19.3.33 BNP Paribas Funds India Equity – The following risks are associated with investments in this sub-fund: market risk, liquidity risk, operational risk, custody risk, equity risk, concentration risk, extra-financial criteria investment risk, emerging markets risk and risks related to investments in some countries.
- 19.3.34 BNP Paribas Funds Japan Equity – The following risks are associated with investments in this sub-fund: market risk, operational risk, custody risk, equity risk and extra-financial criteria investment risk.
- 19.3.35 BNP Paribas Funds Japan Small Cap – The following risks are associated with investments in this sub-fund: market risk, liquidity risk, operational risk, custody risk, equity risk, concentration risk, extra-financial criteria investment risk and small cap, specialised or restricted sectors risk.
- 19.3.36 BNP Paribas Funds Latin America Equity – The following risks are associated with investments in this sub-fund: market risk, operational risk, custody risk, equity risk, concentration risk, emerging markets risk, extra-financial criteria investment risk and risks related to investments in some countries.
- 19.3.37 BNP Paribas Funds Local Emerging Bond – The following risks are associated with investments in this sub-fund: market risk, credit risk, operational risk, custody risk, derivatives risk, emerging markets risk, extra-financial criteria investment risk, risks related to investments in some countries and specific risks related to investments in Mainland China, including changes in PRC taxation risk and risk related to Direct CIBM Access.
- 19.3.38 BNP Paribas Funds Multi-Asset Thematic – The following risks are associated with investments in this sub-fund: market risk, custody risk, high yield bond risk, operational risk, commodity related exposure risk, credit risk, derivatives risk, emerging markets risk, extra-financial criteria investment risk, equity risk and risks related to investments in CNH share categories and real estate related exposure risk.
- 19.3.39 BNP Paribas Funds Russia Equity – The following risks are associated with investments in this sub-fund: market risk, liquidity risk, operational risk, custody risk, equity risk, small cap, specialised or restricted sectors risk, emerging markets risk, extra-financial criteria investment risk and risks related to investment in some countries.
- 19.3.40 BNP Paribas Funds SMaRT Food – The following risks are associated with investments in this sub-fund: market risk, operational risk, custody risk, concentration risk, extra-financial criteria investment risk, equity risk, liquidity risk and specific risks related to investments in Mainland China including changes in PRC taxation risk and risks related to Stock Connect.
- 19.3.41 BNP Paribas Funds Sustainable Asia ex-Japan Equity – The following risks are associated with investments in this sub-fund: market risk, operational risk, custody risk, equity risk, emerging markets risk, risks related to investments in some countries, specific risk related to investment in Mainland China including changes in PRC taxation risk and risks related to Stock Connect and extra-financial criteria investment risk.

- 19.3.42 BNP Paribas Funds Sustainable Asian Cities Bond – The following risks are associated with investments in this sub-fund: market risk, credit risk, liquidity risk, operational risk, custody risk, , emerging markets risk, risks related to investments in some countries, specific risks related to investments in Mainland China including PRC taxation risk and risk related to Direct CIBM Access, extra-financial criteria investment risk, and high-yield bond risk.
- 19.3.43 BNP Paribas Funds Sustainable Europe Dividend - The following risks are associated with investments in this sub-fund: market risk, operational risk, custody risk, equity risk, SFT risk and extra-financial criteria investment risk.
- 19.3.44 BNP Paribas Funds Sustainable Global Corporate Bond – The following risks are associated with investments in this sub-fund: market risk, credit risk, operational risk, custody risk, extra-financial criteria investment risk, emerging markets risk, risks related to investments in some countries and risks related to investments in CNH share categories.
- 19.3.45 BNP Paribas Funds Sustainable Global Equity – The following risks are associated with investments in this sub-fund: market risk, operational risk, custody risk, equity risk, SFT risk, extra-financial criteria investment risk and specific risk related to investment in Mainland China including changes in PRC taxation risk and risks related to Stock Connect.
- 19.3.46 BNP Paribas Funds Sustainable Global Low Vol Equity – The following risks are associated with investments in this sub-fund: market risk, operational risk, custody risk, equity risk, currency exchange risk and extra-financial criteria investment risk.
- 19.3.47 BNP Paribas Funds Sustainable Multi-Asset Balanced – The following risks are associated with investments in this sub-fund: market risk, credit risk, operational risk, custody risk, extra-financial criteria investment risk and equity risk.
- 19.3.48 BNP Paribas Funds Sustainable Multi-Asset Growth – The following risks are associated with investments in this sub-fund: market risk, credit risk, operational risk, custody risk extra-financial criteria investment risk and equity risk.
- 19.3.49 BNP Paribas Funds Sustainable US Value Multi-Factor Equity – The following risks are associated with investments in this sub-fund: market risk, operational risk, custody risk, equity risk, small cap, specialised or restricted sectors risk and extra-financial criteria investment risk.
- 19.3.50 BNP Paribas Funds Target Risk Balanced – The following risks are associated with investments in this sub-fund: market risk, credit risk, operational risk, custody risk, derivatives risk, equity risk, high yield bond risk, commodity related exposure risk, emerging markets risk, extra-financial criteria investment risk, risks related to investments in some countries and real estate related exposure risk.
- 19.3.51 BNP Paribas Funds US Growth – The following risks are associated with investments in this sub-fund: market risk, operational risk, custody risk, equity risk, concentration risk, emerging markets risk and extra-financial criteria investment risk.
- 19.3.52 BNP Paribas Funds US Mid Cap – The following risks are associated with investments in this sub-fund: market risk, operational risk, custody risk, equity risk and extra-financial criteria investment risk.
- 19.3.53 BNP Paribas Funds US Small Cap – The following risks are associated with investments in this sub-fund: market risk, operational risk, custody risk, equity risk, small cap, specialised or restricted sectors risk and extra-financial criteria investment risk.
- 19.3.54 BNP Paribas Funds USD Money Market – The following risks are associated with investments in this sub-fund: market risk, credit risk, liquidity risk, operational risk, custody risk and extra-financial criteria investment risk.

- 19.3.55 BNP Paribas Funds USD Short Duration Bond – The following risks are associated with investments in this sub-fund: market risk, credit risk, distressed securities risk, operational risk, custody risk, high yield bond risk, securitised products risk, extra-financial criteria investment risk and risks related to investments in CNH share categories.

Risk Profiles of the sub-funds – Details of the risks associated with each sub-fund as outlined above may be found under the heading “**Risk Profile**” in Book II of the Luxembourg Prospectus applicable for the relevant sub-fund.

You should also note that for sub-funds that are subject to a concentration risk and/or sector risk, the particular sub-fund focuses its investments on certain markets or types of investment or sectors. The latter does not allow the relevant sub-fund the same scope of diversification of risks across different markets or types of investments or sectors as would be possible if investments were less concentrated. Consequently, the relevant sub-fund would be particularly dependent on the development of these investments as well as of individual or related markets or sectors; or of companies included in those markets or sectors.

19.4 Use of derivative techniques and instruments / Risk Management Process

You should note that each sub-fund may use FDIs as part of its investment strategy for hedging or for efficient portfolio management or trading (investment) purposes, as described in Appendix 1 and Appendix 2 of Book I of the Luxembourg Prospectus.

FDIs include options, futures and swaps on interest rates, currencies, inflation and volatility, particularly credit default swaps, warrants on transferable securities, contracts for difference.

You should be aware that market conditions and applicable regulations may restrict the use of these instruments. The success of these strategies cannot be guaranteed. Sub-funds using these techniques and instruments assume risks and incur costs they would not have assumed or incurred if they had not used such techniques. You should also be aware of the increased risk of volatility generated by sub-funds using these techniques and instruments for other purposes than hedging. If the Managers and Sub-managers forecast incorrect trends for securities, currency and interest rate markets, the affected sub-fund may be worse off than if no such strategy had been used.

In using derivatives, each sub-fund may carry out over-the-counter spot/forward transactions on indexes or other financial instruments and swaps on indexes or other financial instruments with leading banks or brokers specialised in this area acting as counterparties. Although the corresponding markets are not necessarily considered more volatile than other futures markets, operators have less protection against defaults on these markets since the contracts traded on them are not guaranteed by a clearing house.

Only the foreign currency exposure of hedged categories will be hedged (under normal circumstances, the manager will aim to hedge between 80% and 100% of the net assets of the category). For sub-funds with “RH” classes, the hedge in the “RH” classes will be made against the portfolio return of these sub-funds and not against the currency exposure of the portfolio of these sub-funds as in the “H” classes. If you hold other categories of Shares (i.e. categories Classic, Privilege and I Shares), you will be exposed to foreign currency exchange rate risks.

The following sub-funds assess their global exposure via the Value-at-Risk (“**VaR**”) approach:

VaR Absolute

- BNP Paribas Funds Environmental Absolute Return Thematic Equity (EARTH)
- BNP Paribas Funds Global Bond Opportunities

Relative VaR

- BNP Paribas Funds Emerging Bond

- BNP Paribas Funds Euro High Yield Bond
- BNP Paribas Funds Europe Convertible
- BNP Paribas Funds Global Convertible

The sub-funds not disclosed in the list above use the commitment approach in order to measure and monitor their global exposure.

The sub-funds are classified after a self assessment of their risk profile resulting from their investment policy including their inherent derivative investment strategy which determines two risk measurements methodologies (commitment approach versus Value at Risk Measurement).

A UCITS must use the Value-at-Risk (VaR) approach to calculate global exposure where:

- (a) It engages in complex investment strategies which represent more than a negligible part of the UCITS' investment policy;
- (b) It has more than a negligible exposure to exotic financial derivative instruments; or
- (c) The commitment approach doesn't adequately capture the market risk of the portfolio.

To calculate VaR, the following parameters must be used: a 99% degree of confidence, a holding period of one month (20 days), an actual (historical) observation period for risk factors of at least 1 year (250 days).

BNP Paribas Asset Management decides which VaR approach is the most appropriate methodology given the risk profile and investment strategy of the UCITS.

BNP Paribas Asset Management utilises *relative* VaR calculations, for UCITS where a leverage free benchmark is defined for the UCITS, reflecting the investment strategy that it is pursuing and where it is appropriate to define a reference portfolio of the same market value as the UCITS.

BNP Paribas Asset Management utilises absolute VaR calculations, for UCITS where there are no appropriate reference portfolio to be determined. For example: an absolute return type UCITS: UCITS investing in multi-asset classes and that do not define the investment target in relation to a benchmark but rather as an absolute return target.

VaR limits are set according to the defined fund risk profile.

In case of benchmarked funds, the goal is to compare the VaR calculated on the fund with the VaR calculated on the reference portfolio. The following rule is verified: $VaR \text{ Fund} / VaR \text{ Benchmark} < \text{Limit} \leq 2$

For absolute return compartments, the regulatory limit does not exceed 20% (this maximum is set up for settings listed above, i.e. 99% level confidence level; 1-month time horizon).

Please refer to the "General Information" section in Appendix 2 of Book I of the Luxembourg Prospectus for more information on risk measurement and methodology, and in particular to Paragraph 1.4 therein for more details on the sub-funds where the VaR method is applicable.

The Management Company will ensure that the risk management and compliance procedures are adequate and were or will be implemented and that it has the necessary expertise to manage the risk relating to the use of financial derivatives.

20. SECURITIES FINANCING TRANSACTIONS ("SFT") AND REPURCHASE TRANSACTIONS/ REVERSE REPURCHASE TRANSACTIONS

20.1 The Company may enter in SFT and repurchase agreements/ reverse repurchase agreements in

compliance with the applicable Luxembourg laws, regulations and circulars including:

- (i) Luxembourg Regulation 2015/2365, Luxembourg CSSF Circular 08/356 and Circular 14/592 for the Company to enter in SFT for the purpose of raising short term capital in order to enhance in a safe way the liquidity of the relevant sub-funds;
- (ii) Luxembourg CSSF Circular 08/356 relating to the rules applicable to undertakings for collective investments when they use certain techniques and instruments relating to transferable securities and money market instruments; and
- (iii) Circular 14/592 concerning ESMA guidelines on Exchange Traded Funds and other UCITs issues.

For more information, please refer to the Glossary of Book I of the Luxembourg Prospectus.

20.2 List of sub-funds using Securities and Financing Transactions

The relevant sub-funds using SFT, the expected and maximum proportion of assets that can be subject to them are listed in the “Securities Financing Transactions (“SFT”)” section in Appendix 2 of Book I of the Luxembourg Prospectus, provided that the proportions are indicative only, may vary over time depending on factors including, but not limited to, market conditions.

Currently some sub-funds carry on securities lending on a continuous basis and for the purpose of raising short term capital in order to enhance in a safe way the liquidity of the particular sub-fund. Nonetheless, you should note that all sub-funds of the fund may carry on securities lending at the discretion of the Company.”

20.3 Policy on sharing of return generated by Securities Financing Transactions

Unless otherwise provided in the Luxembourg Prospectus, the return of SFT, being the difference of market values between the two legs of the transactions, is completely allocated to the relevant sub-fund when positive, or completely charged to the relevant sub-fund when negative. There are neither costs nor fees specific to SFT charged to the relevant sub-fund that would constitute an income for the Management Company or another party.

For more information, please refer to Appendix 2 of Book I of the Luxembourg Prospectus.

20.4 Conflict of Interest

When appointed SFT providers are members of BNP Paribas group, the Management Company, shall take care to avoid any resulting conflicts of interest (especially additional remuneration for the group) in order to ensure that the agreements are entered into at arm’s length in the best interest of the concerned sub-funds.

20.5 The Company shall enter into repurchase agreements and/or reverse repurchase agreements for one or more of the following specific aims:

- (1) *reduction of risk;*
- (2) *reduction of costs; and*
- (3) *the generation of additional capital or income for the Company with a level of risk which is consistent with the risk profile of the Company and its relevant sub-funds and the risk diversification rules applicable to them.*

Moreover, the Company may carry out those transactions for 100% of the assets held by the relevant sub-funds if (i) their volume is kept at an appropriate level or that the Company is entitled to request the

return of the securities lent in a manner that enables it, at all times, to meet its redemption obligations; and (ii) these transactions do not jeopardise the management of the Company's assets in accordance with the investment policy of the relevant sub-funds. The Company will monitor the risks in accordance with the risk management process of the Company.

- 20.6 Repurchase Agreements and/or Reverse Repurchase Agreements also involve counterparty risk. Where the sub-fund acts as seller with a right of repurchase, in the event of the failure of the counterparty with which the collateral has been placed, there is the risk that the value of the collateral placed with the counterparty is higher than the cash originally received. Where the sub-fund acts as purchaser and the seller has a right of repurchase, in the event of the failure of the counterparty with which the cash has been placed, there is a risk that the value of the collateral received may be less than the cash placed out.
- 20.7 The Company will more specifically enter into securities lending transactions, on a continuous basis, to the extent disclosed for the concerned sub-funds listed in the "Securities Financing Transactions ("SFT")" section in Appendix 2 of Book I of the Luxembourg Prospectus, provided that the following rules are complied with in addition to the other SFT mentioned conditions:
- (i) the borrower in a securities lending transaction must be subject to prudential supervision rules considered by the CSSF as equivalent to those prescribed by European Union law;
 - (ii) the Company may only lend securities to a borrower either directly or through a standardised system organised by a recognized clearing institution or through a lending system organised by the financial institution subject to prudential supervision rules considered by the CSSF as equivalent to those provided by the European Union law and specialised in this type of transaction;
 - (iii) the Company may only enter into securities lending transactions provided that it is entitled at any time under the terms of the agreement to request the return of the securities lent or to terminate the agreement.

The Management Company has appointed BNP Paribas S.A. as Securities Lending Agent for the sub-funds that engage in securities lending transactions.

The Securities Lending Agent shall receive a fee of 15% of the gross revenue for its service related to Securities Lending and the Management Company a fee of 15% of the gross revenue to cover all operational and administrative costs related to Securities Lending. The remainder (ie. 70%) of the revenue is received by the relevant sub-funds – ie to the benefit of Shareholders – taking part in the Securities Lending Programme.

The collateral received shall comply with the requirements set out below. Further details regarding such transactions are disclosed in the Company's annual report. Please refer to the Appendix 3 of the Luxembourg Prospectus for further details on the risks related to the use of securities lending transactions and the effect on investors returns."

- 20.8 Please refer to the "Securities Financing Transactions ("SFT")" and "Repurchase Transactions / Reverse Repurchase Transactions" sections in Appendix 2 of Book I of the Luxembourg Prospectus for more information on the Securities Lending and Repurchase Agreements. Please refer to Paragraph 28 of this Singapore Prospectus for information on conflicts of interest.

21. SUBSCRIPTION FOR SHARES

21.1 Subscription Procedure

The Company is currently offering through this Singapore Prospectus the relevant categories of Shares indicated under Paragraph 7 with respect to each sub-fund.

You may apply for Shares through any Singapore distributor appointed by the Company or its agent (“**approved distributor**”) or any other sales channel, if applicable. You may make an application for Shares by submitting the relevant application form (available from approved distributors) to an approved distributor, together with such other documents as may be required by the approved distributor.

You should note that when certain approved distributors in Singapore receive dealing requests from you or other Singapore investors, they will forward the relevant requests to a transaction servicing agent, who may be based in or outside Singapore (the “**Servicing Agent**”) appointed from time to time by BNP PARIBAS ASSET MANAGEMENT Asia Limited in its capacity as a distributor of BNP Paribas Funds in the Asia Pacific region. The Servicing Agent will then collate the dealing requests received on a particular Singapore Business Day² and forward them directly to the Transfer and Registrar Agent in Luxembourg for further processing. BNP PARIBAS ASSET MANAGEMENT Asia Limited may at its discretion agree to act as a nominee in respect of applications received by the Servicing Agent from such authorized distributors. Other approved distributors may themselves act as a nominee in respect of applications received from their Singapore investors and may forward the dealing requests from Singapore investors directly to the Transfer and Registrar Agent in Luxembourg.

Full details of the issue of Shares in the sub-funds and the subscription procedure are set out under the heading “**The Shares**” in Book I of the Luxembourg Prospectus.

21.1.1 Applications through an ATM

When you apply for Shares via an automated teller machine (“**ATM**”) of an approved distributor, you are deemed to have confirmed:

- (a) that you have read the Singapore Prospectus; and
- (b) that you have given your permission to the approved distributor to disclose particulars of your account to the Singapore Representative and any other relevant persons.

You are required to bear the charges, if any, imposed by an approved distributor in connection with your application for Shares via the ATM.

Applications through the Internet

Relevant approved distributors of the sub-funds may offer Shares to the public via the Internet subject to applicable laws, regulations, practice directions and other requirements by the relevant authorities. By making an electronic online application for the subscription or redemption of Shares or by using an application form printed from such a web-site, you are deemed to have confirmed:-

- (a) that you have read the Singapore Prospectus;
- (b) that you are making the application for the subscription of Shares while being present in Singapore; and
- (c) that you have given your permission to the approved distributor to disclose particulars of your account to the Singapore Representative and other relevant persons.

You are required to bear the charges, if any, imposed by the relevant approved distributor in connection with your application for the subscription or redemption of Shares via the internet.

Conversion of Currency

You may pay for subscriptions in the relevant reference currency. Certain approved distributors may also permit you to pay for subscriptions using Singapore dollars. You should note that any subscription monies paid in Singapore dollars will be converted to the relevant reference currency at the prevailing exchange rate by the approved distributor prior to such subscription monies being invested in a sub-fund.

² A “**Singapore Business Day**” refers to a day (excluding Saturday and Sunday) on which commercial banks in Singapore are open for business.

In this case, you will bear the risk and costs of such currency exchange, if any.

21.2 Minimum Initial Subscription and Minimum Subsequent Subscription

The minimum initial subscription and the minimum subsequent subscription amounts for the categories of Shares for the sub-funds are set forth below.

	For all Categories except Categories Privilege and I	Privilege	I
Minimum Initial Subscription	None	- Distributors ³ : none - Managers : none - Others : 3 million per sub fund	Institutional Investors : 3 million per sub-fund or 10 million in the Company UCIs: none
Minimum Subsequent Subscription	None	None (so long as the minimum account balance exists)	None (so long as the minimum account balance exists)

The Board of Directors may decide not to apply the minimum levels at its own discretion and at any time.

Subscriptions from entities which submit subscription applications and whose names show that they belong to one and the same group, or which have one central decision-making body, will be grouped together to calculate these minimum subscription amounts.

If the assets of a category/class fall below EUR100,000 or equivalent, the Board of Directors reserves the right to liquidate it or merge it with another category/class as the Board may decide in the best interests of the shareholders.

The Board of Directors may depart from the initial subscription price per share. However, the equal treatment of shareholders shall be preserved at all times.

21.3 Dealing Deadline and Pricing Basis

Subscription, redemption and conversion orders will be processed on a forward pricing basis at the net asset value to be determined in accordance with the rules set out below, only on Valuation Days as follows:-

For all sub-funds except BNP Paribas Funds Multi-Asset Thematic, BNP Paribas Funds Sustainable Multi-Asset Balanced, BNP Paribas Funds Sustainable Multi-Asset Growth and BNP Paribas Funds Target Risk Balanced :-

³ Distributors which provide only fee-based independent advisory services as defined by the European Council Directive 2014/65/EC of 15 May 2014 on markets in financial instruments repealing the Directive/2004/39/EC of 21 April 2004, with respect to distributors that are incorporated in the European Economic Area.

Centralisation of Orders

<p>If you buy before 4.00 p.m. (Luxembourg time) on Valuation Day (D) for STP⁴ orders or before 12.00 p.m. (Luxembourg time) on the Valuation Day (D) for non-STP orders, the price you pay will be based on the net asset value of the sub-fund at the close of the Valuation Day. If you buy after 4.00 p.m. (Luxembourg time) on the Valuation Day (D) for STP orders or after 12.00 p.m. (Luxembourg time) on the Valuation Day (D) for non-STP orders, the price you pay will be based on the net asset value of the sub-fund at the close of the next Valuation Day.</p>

For the sub-funds BNP Paribas Funds Sustainable Multi-Asset Balanced and BNP Paribas Funds Sustainable Multi-Asset Growth

Centralisation of Orders

<p>If you buy before 12.00 p.m. (Luxembourg time) on the Valuation Day (D) for STP orders or before 10.00 a.m. (Luxembourg time) on the Valuation Day (D) for non-STP orders, the price you pay will be based on the net asset value of the sub-fund at the close of the Valuation Day. If you buy after 12.00 p.m. (Luxembourg time) on the Valuation Day (D) for STP orders or after 10.00 a.m. (Luxembourg time) on the Valuation Day (D) for non-STP orders, the price you pay will be based on the net asset value of the sub-fund at the close of the next Valuation Day.</p>

For the sub-fund BNP Paribas Funds Target Risk Balanced:-

Centralisation of Orders

<p>If you buy before 4.00 p.m. (Luxembourg time) on the day preceding the Valuation Day (D-1) for STP orders or before 12.00 p.m. (Luxembourg time) on the day preceding the Valuation Day (D-1) for non-STP orders, the price you pay will be based on the net asset value of the sub-fund at the close of the Valuation Day. If you buy after 4.00 p.m. (Luxembourg time) on the day preceding the Valuation Day (D-1) for STP orders or after 12.00 p.m. (Luxembourg time) on the day preceding the Valuation Day (D-1) for non-STP orders, the price you pay will be based on the net asset value of the sub-fund at the close of the next Valuation Day.</p>

⁴ Straight-Through Processing, where process transactions are conducted electronically without the need for re-keying or manual intervention.

For the sub-fund BNP Paribas Funds Multi-Asset Thematic:-

Centralisation of Orders
<p>If you buy before 12.00 p.m. (Luxembourg time) on the Valuation Day (D) for STP orders or before 10.00 a.m. (Luxembourg time) on the Valuation Day (D) for non-STP orders, the price you pay will be based on the net asset value of the sub-fund at the close of the Valuation Day. If you buy after 12.00 p.m. (Luxembourg time) on the Valuation Day (D) for STP orders or after 10.00 a.m. (Luxembourg time) on the Valuation Day (D) for non-STP orders, the price you pay will be based on the net asset value of the sub-fund at the close of the next Valuation Day.</p>

The Transfer and Registrar Agent will process your subscription application on the following Valuation Day if he receives it after the relevant Luxembourg dealing deadline.

In addition, centralization of orders for all sub-funds will be brought forward to 12:00 CET for STP orders on 24 and 31 December of each given year.

Approved distributors in Singapore may impose different Singapore dealing deadlines of their own that are earlier than the Luxembourg dealing deadlines. You should confirm the applicable Singapore dealing deadline with the relevant approved distributor.

Please refer to the heading “**The Shares**” in Book I of the Luxembourg Prospectus for details on the pricing basis.

21.4 Numerical Example of how Shares are Allotted

Based on an investment amount of US\$1,000 at the notional net asset value of US\$100 per Share (the actual net asset value of the Shares will fluctuate according to the net asset value of the relevant sub-fund) and entry costs of 5%, the number of Shares allotted will be calculated as follows:

e.g.	US\$ 1,000	-	US\$ 50	=	US\$ 950	/	US\$ 100
	Gross investment amount		Entry Costs		Net investment amount		Net asset value per Share
				=	9.5		
					Number of Shares		

The above example is for illustrative purposes only and is not a forecast or indication of any expectation of performance.

21.5 Confirmation of Purchase

A confirmation note detailing the investment amount and number of Shares allotted to you will normally be sent to you within seven Singapore Business Days from the date of an accepted subscription application.

22. **REDEMPTION OF SHARES**

22.1 Redemption Procedure

Full details of the redemption of Shares in the sub-funds and the redemption procedure are set out in the “Redemption” section under the heading “The Shares” in Book I of the Luxembourg Prospectus.

You may, on any Valuation Day which is also a Singapore Business Day, redeem your Shares from the approved distributor through whom you had purchased Shares, or any other sales channel, if applicable. You may redeem your Shares by submitting a redemption request to the relevant approved distributor in such form and together with such other documents as may be required by the approved distributor.

You may redeem your Shares in the relevant sub-fund’s Reference Currency.

22.2 Minimum Holdings

The minimum holding amounts for the categories of Shares for the sub-funds are set forth below.

	For all Categories except Categories Privilege and I	Privilege	I
Minimum Holding⁽¹⁾ (in EUR or its equivalent in any other Valuation Currency)	None	<ul style="list-style-type: none"> - Distributors ⁽²⁾ : none - Managers : none - Others : 3 million per sub fund 	<u>Institutional Investors</u> 3 million per sub fund or 10 million in the Company <u>UCIs</u> : none

There is no minimum redemption amount.

⁽¹⁾ At the discretion of the Board of Directors.

⁽²⁾ Distributors which provide only fee-based independent advisory services as defined by the European Council Directive 2014/65/EC of 15 May 2014 on markets in financial instruments repealing the Directive/2004/39/EC of 21 April 2004, with respect to distributors that are incorporated in the European Economic Area

22.3 Dealing Deadline and Pricing Basis

Shares are redeemed on a forward pricing basis. The dealing deadlines for redemptions are the same as for subscription applications as set out in Paragraph 21.3 of this Singapore Prospectus.

If the Transfer and Registrar Agent receives your redemption requests before the relevant Luxembourg dealing deadline, the Transfer and Registrar Agent will execute your redemption requests at a redemption price based on the net asset value of the relevant sub-fund determined on the Valuation Day.

On the other hand, if the Transfer and Registrar Agent receives your redemption requests after the Luxembourg dealing deadline, the Transfer and Registrar Agent will process your redemption requests on the following Valuation Day.

Please refer to the “Redemption” section under the heading “**The Shares**” in Book I of the Luxembourg Prospectus for details on the pricing basis.

22.4 Numerical Example of Calculation of Redemption Proceeds

Based on the redemption of 1,000 Shares of any sub-fund at a notional net asset value of US\$100 per Share (the actual net asset value of the Shares will fluctuate according to the net asset value of the relevant sub-fund) and exit fee of 5%, the redemption proceeds payable to you will be calculated as follows:

e.g.	1,000 Units	x	US\$ 100	=	US\$ 100,000	-	US\$ 5,000
	No. of Shares redeemed		Net asset value per Share		Gross redemption proceeds		Exit fee
				=	US\$ 95,000		
					Net redemption proceeds		

The above example is for illustrative purposes only and is not a forecast or indication of any expectation of performance.

22.5 Payment of Redemption Proceeds

The redemption proceeds will normally be paid to you within seven Singapore Business Days of the

Valuation Day of the applicable net asset value, unless the redemption of Shares has been suspended in accordance with Paragraph 25 of this Singapore Prospectus.

Your redemption proceeds will generally be paid in the relevant reference currency. Certain approved distributors may also permit you to request for your redemption proceeds to be paid in Singapore dollars. You should note that any redemption proceeds which are to be paid in Singapore dollars will be converted to Singapore dollars at the prevailing exchange rate by the approved distributor prior to such redemption proceeds being paid to you. You will bear the risk and costs of such currency exchange, if any.

22.6 Liquidity Risk Policy

Please refer to the “**Liquidity Risk Policy**” section in Book I of the Luxembourg Prospectus for more information on the Management Company’s liquidity management policy with respect to the redemption of shares.

23. **CONVERSION OF SHARES**

Within a given share category, you may request to convert of all or part of your Shares into Shares of another sub-fund or another class (capitalisation or distribution) at any time, provided that the other sub-fund is recognised for retail offer in Singapore and the other class is being offered in Singapore (in addition to the other conversion conditions set out in the Luxembourg Prospectus).

Please refer to the “**Conversions**” section under the heading “**The Shares**” in Book I of the Luxembourg Prospectus for further conditions in relation to the conversion of Shares.

Please refer to the “**Liquidity Risk Policy**” section in Book I of the Luxembourg Prospectus for more information on the Management Company’s liquidity management policy with respect to the conversion of shares.

24. **OBTAINING PRICES OF SHARES**

You can obtain the net asset value per share of the sub-fund from the Company’s registered office, from local agents and in any newspaper designated by the Board of Directors and the website of the Singapore representative www.bnpparibas-am.com as well as on <https://www.bnpparibas-am.com/en-sg>

25. **SUSPENSION OF DEALINGS**

The Board of Directors may temporarily suspend the calculation of the net asset value of any sub-fund and the value per Share of such sub-fund, as well as the issue, redemption and conversion of Shares of these sub-fund in the events described under the section “**Suspension of the Calculation of Net Asset Value and the Issue, Conversion and Redemption of Shares**” under the heading “**Net Asset Value**” in Book I of the Luxembourg Prospectus.

26. PERFORMANCE OF SUB-FUNDS

26.1 Past performance of the sub-funds and their respective benchmarks as of 31 August 2023 :

Sub-Fund	Shares	Inception date	1 Year	3 Years	5 Years	10 Years	Since inception	Benchmark Name	1 Year BM	3 Year BM	5Y BM	10Y BM	Since Inception BM
			%	Average annual compounded return (%)					%	Average annual compounded return (%)			
BNP Paribas Funds Aqua													
	Classic Capitalisation	16/07/2015	0.07%	0.12%	0.10%	N.A.	0.09%	MSCI World (EUR) NR	0.07%	0.12%	0.10%	N.A.	0.09%
	Classic Distribution	29/09/2017	0.07%	0.12%	0.10%	N.A.	0.09%	MSCI World (EUR) NR	0.07%	0.12%	0.10%	N.A.	0.10%
	Classic RH SGD MD Distribution	20/12/2017	0.08%	0.14%	0.11%	N.A.	0.10%	MSCI World (Hedged in SGD) (NR)	0.08%	0.13%	0.11%	N.A.	0.11%
	Classic RH USD Capitalisation	21/04/2017	0.10%	0.14%	0.12%	N.A.	0.11%	MSCI World (Hedged in USD) (NR)	0.12%	0.08%	0.07%	N.A.	0.08%
	Classic RH USD MD Distribution	21/04/2017	0.10%	0.14%	0.12%	N.A.	0.11%	MSCI World (Hedged in USD) (NR)	0.12%	0.08%	0.07%	N.A.	0.08%
	Classic SGD Capitalisation	28/12/2017	0.11%	0.08%	0.08%	N.A.	0.07%	MSCI World (EUR) NR	0.12%	0.08%	0.08%	N.A.	0.08%

Sub-Fund	Shares	Inception date	1 Year	3 Years	5 Years	10 Years	Since inception	Benchmark Name	1 Year BM	3 Year BM	5Y BM	10Y BM	Since Inception BM
			%	Average annual compounded return (%)					%	Average annual compounded return (%)			
	Classic USD Capitalisation	04/12/2008	0.15%	0.09%	0.08%	N.A.	0.08%	MSCI World (EUR) NR	0.16%	0.08%	0.08%	N.A.	0.09%
	Classic USD Distribution	29/09/2017	0.15%	0.09%	0.08%	N.A.	0.08%	MSCI World (EUR) NR	0.16%	0.08%	0.08%	N.A.	0.09%
	I Capitalisation	16/07/2015	0.08%	0.14%	0.11%	N.A.	0.10%	MSCI World (EUR) NR	0.07%	0.12%	0.10%	N.A.	0.09%
	I USD Capitalisation	16/11/2020	16.35%	0.00%	0.00%	0.00%	6.65%	MSCI World (NR)	15.60%	8.41%	8.33%	0.00%	8.57%
	Privilege Capitalisation	16/07/2015	0.08%	0.13%	0.11%	N.A.	0.10%	MSCI World (EUR) NR	0.07%	0.12%	0.10%	N.A.	0.09%
	Privilege USD Capitalisation	19/07/2018	16.30%	9.85%	9.21%	0.00%	9.59%	MSCI World (NR)	15.60%	8.41%	8.33%	0.00%	8.57%
BNP Paribas Funds Asia Tech Innovators													
	Classic Cap	Not launched yet	N.A.	N.A.	N.A.	N.A.	N.A.	N.A.	N.A.	N.A.	N.A.	N.A.	N.A.

Sub-Fund	Shares	Inception date	1 Year	3 Years	5 Years	10 Years	Since inception	Benchmark Name	1 Year BM	3 Year BM	5Y BM	10Y BM	Since Inception BM
			%	Average annual compounded return (%)					%	Average annual compounded return (%)			
	Classic RH SGD Capitalisation	15/6/2023	N.A.	N.A.	N.A.	N.A.	-0.06%	MSCI AC Asia ex Japan (Hedged in SGD) NR	N.A.	N.A.	N.A.	N.A.	-0.04%
BNP Paribas Funds Brazil Equity													
	Classic Capitalisation	11/12/2006	0.00%	0.01%	0.01%	-0.02%	-0.01%	MSCI Brazil 10/40 (NR)	0.10%	0.07%	0.05%	0.02%	0.03%
	Classic Distribution	11/12/2006	0.00%	0.01%	0.01%	-0.02%	-0.01%	MSCI Brazil 10/40 (NR)	0.10%	0.07%	0.05%	0.02%	0.03%
	Classic EUR Capitalisation	11/12/2006	-0.08%	0.04%	0.03%	0.00%	0.00%	MSCI Brazil 10/40 (NR)	0.02%	0.11%	0.06%	0.04%	0.04%
	I Capitalisation	Sleeping share since 20.11.2020	N.A.	N.A.	N.A.	N.A.	N.A.	MSCI Brazil 10/40 (NR)	N.A.	N.A.	N.A.	N.A.	N.A.
	Privilege Capitalisation	11/12/2006	0.01%	0.02%	0.03%	-0.01%	0.00%	MSCI Brazil 10/40 (NR)	0.10%	0.07%	0.05%	0.02%	0.03%
BNP Paribas Funds China A-Shares													
	Classic Capitalisation	29/09/2017	-0.10%	-0.09%	0.03%	N.A.	0.01%	MSCI China A Onshore (USD) NR	-0.13%	-0.08%	0.04%	N.A.	-0.01%

Sub-Fund	Shares	Inception date	1 Year	3 Years	5 Years	10 Years	Since inception	Benchmark Name	1 Year BM	3 Year BM	5Y BM	10Y BM	Since Inception BM
			%	Average annual compounded return (%)					%	Average annual compounded return (%)			
	Classic Distribution	28/12/2017	-0.10%	-0.09%	0.03%	N.A.	-0.01%	MSCI China A Onshore (USD) NR	-0.13%	-0.08%	0.04%	N.A.	-0.02%
BNP Paribas Funds China Equity													
	Classic Capitalisation	01/07/1997	-0.13%	-0.16%	-0.01%	0.03%	0.01%	MSCI China 10/40 (USD) NR	-0.08%	-0.12%	-0.03%	0.02%	0.02%
	Classic Distribution	01/07/1997	-0.13%	-0.16%	-0.01%	0.03%	0.01%	MSCI China 10/40 (USD) NR	-0.08%	-0.12%	-0.03%	0.02%	0.02%
	Classic EUR Capitalisation	29/09/2010	-0.19%	-0.13%	0.01%	0.05%	0.03%	MSCI China 10/40 (USD) NR	-0.15%	-0.10%	-0.02%	0.04%	0.03%
	Classic EUR Distribution	29/09/2010	-0.19%	-0.13%	0.01%	0.05%	0.03%	MSCI China 10/40 (USD) NR	-0.15%	-0.10%	-0.02%	0.04%	0.03%
	Classic RH SGD Capitalisation	15/4/2021	-0.15%	N.A.	N.A.	N.A.	-0.24%	MSCI China 10/40 Hedged in SGD (NR)	-0.10%	N.A.	N.A.	N.A.	-0.20%
	Classic RH SGD MD Distribution	15/4/2021	-0.15%	N.A.	N.A.	N.A.	-0.24%	MSCI China 10/40 Hedged in SGD (NR)	-0.10%	N.A.	N.A.	N.A.	-0.20%
	I Capitalisation	15/11/2007	-0.12%	-0.15%	0.00%	0.04%	-0.01%	MSCI China 10/40 (USD) NR	-0.08%	-0.12%	-0.03%	0.02%	0.00%
	Privilege Capitalisation	15/07/2011	-0.12%	-0.15%	0.00%	0.04%	0.02%	MSCI China 10/40 (USD) NR	-0.08%	-0.12%	-0.03%	0.02%	0.02%

Sub-Fund	Shares	Inception date	1 Year	3 Years	5 Years	10 Years	Since inception	Benchmark Name	1 Year BM	3 Year BM	5Y BM	10Y BM	Since Inception BM
			%	Average annual compounded return (%)					%	Average annual compounded return (%)			
	Privilege Distribution	21/05/2013	-0.12%	-0.15%	0.00%	0.04%	0.03%	MSCI China 10/40 (USD) NR	-0.08%	-0.12%	-0.03%	0.02%	0.02%
BNP Paribas Funds Climate Impact													
	Classic Capitalisation	30/05/2006	-0.06%	0.07%	0.08%	0.09%	0.06%	MSCI AC World (NR)	0.06%	0.15%	0.08%	0.11%	0.08%
	Classic RH SGD Capitalisation	02/09/2021	-0.04%	N.A.	N.A.	N.A.	-0.08%	MSCI AC World (Hedged in SGD) NR	0.07%	N.A.	N.A.	N.A.	0.03%
	Classic USD Capitalisation	28/12/2017	0.02%	0.04%	0.06%	N.A.	0.05%	MSCI AC World (NR)	0.14%	0.12%	0.06%	N.A.	0.07%
	U2 HKD Capitalisation	01/08/2022	0.04%	N.A.	N.A.	N.A.	-0.01%	MSCI AC World (NR)	0.06%	N.A.	N.A.	N.A.	0.04%
	U2 HKD Distribution	06/01/2021	0.02%	N.A.	N.A.	N.A.	-0.04%	MSCI AC World (NR)	0.06%	N.A.	N.A.	N.A.	0.10%
	U2 HKD MD Distribution	29/07/2022	0.04%	N.A.	N.A.	N.A.	-0.02%	MSCI AC World (NR)	0.06%	N.A.	N.A.	N.A.	0.04%
	U2 RH AUD Distribution	05/02/2021	-0.01%	N.A.	N.A.	N.A.	-0.08%	MSCI AC World (Hedged in AUD) NR	0.06%	N.A.	N.A.	N.A.	0.08%
	U2 RH CHF Distribution	21/07/2021	-0.02%	N.A.	N.A.	N.A.	-0.12%	MSCI AC World (Hedged in CHF) NR	0.04%	N.A.	N.A.	N.A.	0.03%

Sub-Fund	Shares	Inception date	1 Year	3 Years	5 Years	10 Years	Since inception	Benchmark Name	1 Year BM	3 Year BM	5Y BM	10Y BM	Since Inception BM
			%	Average annual compounded return (%)					%	Average annual compounded return (%)			
	U2 RH CNH Capitalisation	29/07/2022	-0.01%	N.A.	N.A.	N.A.	-0.06%	MSCI AC World (Hedged in CNH) NR	0.05%	N.A.	N.A.	N.A.	0.02%
	U2 RH CNH Distribution	12/01/2021	-0.01%	N.A.	N.A.	N.A.	-0.06%	MSCI AC World (Hedged in CNH) NR	0.05%	N.A.	N.A.	N.A.	0.09%
	U2 RH CNH MD Distribution	29/07/2022	-0.01%	N.A.	N.A.	N.A.	-0.06%	MSCI AC World (Hedged in CNH) (NR)	0.05%	N.A.	N.A.	N.A.	0.02%
	U2 RH EUR Capitalisation	07/07/2022	-0.01%	N.A.	N.A.	N.A.	0.02%	MSCI AC World (Hedged in EUR) NR	0.06%	N.A.	N.A.	N.A.	0.07%
	U2 RH EUR Distribution	07/07/2022	-0.01%	N.A.	N.A.	N.A.	0.02%	MSCI AC World (Hedged in EUR) NR	0.06%	N.A.	N.A.	N.A.	0.07%
	U2 RH EUR MD Distribution	29/07/2022	-0.01%	N.A.	N.A.	N.A.	-0.06%	MSCI AC World (Hedged in EUR) (NR)	0.06%	N.A.	N.A.	N.A.	0.03%
	U2 RH GBP Distribution	06/01/2021	0.00%	N.A.	N.A.	N.A.	-0.06%	MSCI AC World (Hedged in GBP) NR	0.07%	N.A.	N.A.	N.A.	0.09%
	U2 RH SGD Capitalisation	11/01/2021	0.01%	N.A.	N.A.	N.A.	-0.07%	MSCI AC World (Hedged in SGD) NR	0.07%	N.A.	N.A.	N.A.	0.10%
	U2 RH SGD Distribution	07/07/2022	0.01%	N.A.	N.A.	N.A.	0.03%	MSCI AC World (Hedged in SGD) NR	0.07%	N.A.	N.A.	N.A.	0.08%
	U2 RH SGD MD Distribution	29/07/2022	0.01%	N.A.	N.A.	N.A.	-0.05%	MSCI AC World (Hedged in SGD) (NR)	0.07%	N.A.	N.A.	N.A.	0.04%

Sub-Fund	Shares	Inception date	1 Year	3 Years	5 Years	10 Years	Since inception	Benchmark Name	1 Year BM	3 Year BM	5Y BM	10Y BM	Since Inception BM
			%	Average annual compounded return (%)					%	Average annual compounded return (%)			
	U2 RH USD Capitalisation	01/04/2022	-0.02%	N.A.	N.A.	N.A.	-0.04%	MSCI AC World (Hedged in USD) (NR)	0.14%	N.A.	N.A.	N.A.	-0.01%
	U2 USD Capitalisation	11/12/2020	0.03%	N.A.	N.A.	N.A.	-0.01%	MSCI AC World (NR)	0.14%	N.A.	N.A.	N.A.	0.07%
	U2 USD Distribution	22/01/2021	0.03%	N.A.	N.A.	N.A.	-0.06%	MSCI AC World (NR)	0.14%	N.A.	N.A.	N.A.	0.03%
	U2 USD MD Distribution	29/07/2022	0.03%	N.A.	N.A.	N.A.	-0.03%	MSCI AC World (NR)	0.14%	N.A.	N.A.	N.A.	0.09%
BNP Paribas Funds Consumer Innovators													
	Classic Capitalisation	04/06/1999	0.03%	0.03%	0.06%	0.10%	0.04%	MSCI World Consumer Discretionary (NR)	0.06%	0.08%	0.10%	0.12%	0.06%
	Classic Distribution	04/06/1999	0.03%	0.03%	0.06%	0.10%	0.04%	MSCI World Consumer Discretionary (NR)	0.06%	0.08%	0.10%	0.12%	0.06%
	Classic HKD Capitalisation	Not launched yet	N.A.	N.A.	N.A.	N.A.	N.A.	MSCI World Consumer Discretionary (NR)	N.A.	N.A.	N.A.	N.A.	N.A.
	Classic RH SGD Capitalisation	02/09/2021	0.05%	N.A.	N.A.	N.A.	-0.08%	MSCI World Consumer Discretionary Hedged in SGD (NR)	0.07%	N.A.	N.A.	N.A.	0.00%

Sub-Fund	Shares	Inception date	1 Year	3 Years	5 Years	10 Years	Since inception	Benchmark Name	1 Year BM	3 Year BM	5Y BM	10Y BM	Since Inception BM
			%	Average annual compounded return (%)					%	Average annual compounded return (%)			
	Classic USD Capitalisation	04/06/1999	0.12%	-0.01%	0.05%	0.08%	0.05%	MSCI World Consumer Discretionary (NR)	0.14%	0.04%	0.07%	0.10%	0.06%
	Classic USD Distribution	Not launched yet	N.A.	N.A.	N.A.	N.A.	N.A.	N.A.	N.A.	N.A.	N.A.	N.A.	N.A.
	I Capitalisation	11/10/2010	0.04%	0.04%	0.07%	0.11%	0.13%	MSCI World Consumer Discretionary (NR)	0.06%	0.08%	0.10%	0.12%	0.14%
	Privilege Capitalisation	09/08/2011	0.04%	0.04%	0.07%	0.11%	0.13%	MSCI World Consumer Discretionary (NR)	0.06%	0.08%	0.10%	0.12%	0.15%
	Privilege Distribution	29/05/2013	0.04%	0.04%	0.07%	0.11%	0.11%	MSCI World Consumer Discretionary (NR)	0.06%	0.08%	0.10%	0.12%	0.12%
BNP Paribas Funds Disruptive Technology													
	Classic Capitalisation	03/06/1997	0.12%	0.11%	0.15%	0.19%	0.08%	MSCI World (NR)	0.07%	0.12%	0.10%	0.16%	0.09%
	Classic Distribution	03/06/1997	0.12%	0.11%	0.15%	0.19%	0.08%	MSCI World (NR)	0.07%	0.12%	0.10%	0.16%	0.09%

Sub-Fund	Shares	Inception date	1 Year	3 Years	5 Years	10 Years	Since inception	Benchmark Name	1 Year BM	3 Year BM	5Y BM	10Y BM	Since Inception BM
			%	Average annual compounded return (%)					%	Average annual compounded return (%)			
	Classic USD Capitalisation	17/05/2013	0.20%	0.08%	0.13%	0.17%	0.16%	MSCI World (NR)	0.16%	0.08%	0.08%	0.13%	0.13%
	Classic USD Distribution	30/05/2013	0.20%	0.08%	0.13%	0.17%	0.16%	MSCI World (NR)	0.16%	0.08%	0.08%	0.13%	0.13%
	I Capitalisation	29/02/2008	0.13%	0.12%	0.16%	0.20%	0.15%	MSCI World (NR)	0.07%	0.12%	0.10%	0.16%	0.13%
	Privilege Capitalisation	11/02/2013	0.13%	0.12%	0.16%	0.20%	0.19%	MSCI World (NR)	0.07%	0.12%	0.10%	0.16%	0.16%
	Privilege Distribution	16/12/2013	0.13%	0.12%	0.16%	N.A.	0.20%	MSCI World (NR)	0.07%	0.12%	0.10%	N.A.	0.15%
	Privilege USD Capitalisation	14/05/2018	21.46%	8.62%	14.46%	0.00%	15.36%	MSCI World (EUR) NR Classic USD	15.60%	8.41%	8.33%	0.00%	8.32%

Sub-Fund	Shares	Inception date	1 Year	3 Years	5 Years	10 Years	Since inception	Benchmark Name	1 Year BM	3 Year BM	5Y BM	10Y BM	Since Inception BM
			%	Average annual compounded return (%)					%	Average annual compounded return (%)			
BNP Paribas Funds Ecosystem Restoration ⁷													
	Classic RH SGD Capitalisation	3/6/2021	-0.44%	N.A.	N.A.	N.A.	-0.36%	MSCI AC World (Hedged in SGD) NR	0.07%	N.A.	N.A.	N.A.	0.06%
	Classic USD Capitalisation	1/6/2021	-0.41%	N.A.	N.A.	N.A.	-0.40%	MSCI AC World (EUR) NR	0.14%	N.A.	N.A.	N.A.	0.00%
	I USD Capitalisation	1/6/2021	-0.40%	N.A.	N.A.	N.A.	-0.40%	MSCI AC World (EUR) NR	0.14%	N.A.	N.A.	N.A.	0.00%
	Privilege USD Capitalisation	03/06/2021	-0.40%	N.A.	N.A.	N.A.	-0.39%	MSCI AC World (EUR) NR	0.14%	N.A.	N.A.	N.A.	0.00%
BNP Paribas Funds Emerging Bond													
	Classic Capitalisation	16/10/1998	0.09%	-0.06%	-0.01%	0.01%	0.06%	JPM EMBI Global Diversified (USD) RI	0.06%	-0.04%	0.00%	0.03%	0.08%
	Classic Distribution	30/11/2012	0.09%	-0.06%	-0.01%	0.01%	0.00%	JPM EMBI Global Diversified (USD) RI	-20.82%	-5.24%	-1.33%	N.A.	1.58%
	Classic EUR Capitalisation	30/11/2012	0.01%	-0.03%	0.00%	0.03%	0.01%	JPM EMBI Global Diversified (USD) RI	-0.02%	-0.01%	0.02%	0.05%	0.04%

Sub-Fund	Shares	Inception date	1 Year	3 Years	5 Years	10 Years	Since inception	Benchmark Name	1 Year BM	3 Year BM	5Y BM	10Y BM	Since Inception BM
			%	Average annual compounded return (%)					%	Average annual compounded return (%)			
	Classic EUR Distribution	30/11/2012	0.01%	-0.03%	0.00%	0.03%	0.01%	JPM EMBI Global Diversified (USD) RI	-0.02%	-0.01%	0.02%	0.05%	0.04%
	Classic MD Distribution	16/10/1998	0.09%	-0.06%	-0.01%	0.01%	0.06%	JPM EMBI Global Diversified (USD) RI	0.06%	-0.04%	0.00%	0.03%	0.08%
	I Capitalisation	16/10/1998	0.10%	-0.06%	0.00%	0.02%	0.07%	JPM EMBI Global Diversified (USD) RI	0.06%	-0.04%	0.00%	0.03%	0.08%
	IH EUR Capitalisation	30/11/2012	0.07%	-0.07%	-0.03%	0.00%	-0.01%	JPM EMBI Global Diversified (hedged in EUR) RI	0.03%	-0.06%	-0.02%	0.01%	0.00%
	Privilege Capitalisation	16/10/1998	0.10%	-0.06%	0.00%	0.02%	0.06%	JPM EMBI Global Diversified (USD) RI	0.06%	-0.04%	0.00%	0.03%	0.08%
BNP Paribas Funds Emerging Bond Opportunities													
	Classic Capitalisation	27/5/1998	0.12%	-0.05%	-0.01%	-0.01%	0.05%	50% JPM GBI-EM Global Diversified (RI) + 50% JPM EMBI Global Diversified (RI)	0.09%	-0.03%	0.01%	0.06%	0.04%

Sub-Fund	Shares	Inception date	1 Year	3 Years	5 Years	10 Years	Since inception	Benchmark Name	1 Year BM	3 Year BM	5Y BM	10Y BM	Since Inception BM
			%	Average annual compounded return (%)					%	Average annual compounded return (%)			
	Classic Distribution	17/5/2013	0.12%	-0.05%	-0.01%	-0.01%	-0.02%	50% JPM GBI-EM Global Diversified (RI) + 50% JPM EMBI Global Diversified (RI)	0.09%	-0.03%	0.01%	0.03%	0.07%
	Classic MD Distribution	31/5/2005	0.12%	-0.05%	-0.01%	-0.01%	-0.02%	50% JPM GBI-EM Global Diversified (RI) + 50% JPM EMBI Global Diversified (RI)	0.09%	-0.03%	0.01%	0.02%	0.05%
	Classic EUR MD Distribution	26/4/2018	-13.45%	-5.38%	N.A.	N.A.	-5.90%	50% JPM GBI-EM Global Diversified (RI) + 50% JPM EMBI Global Diversified (RI)	-6.30%	-2.30%	N.A.	N.A.	-2.42%
	Classic HKD MD Distribution	26/4/2018	-25.57%	-8.14%	N.A.	N.A.	-2.65%	50% JPM GBI-EM Global Diversified (RI) + 50% JPM EMBI Global Diversified (RI)	-19.36%	-5.12%	N.A.	N.A.	4.52%
	Classic RH AUD MD Distribution	26/4/2018	0.09%	-0.06%	-0.03%	N.A.	-0.04%	50% JPM GBI-EM Global Diversified (Hedged in AUD) (RI) + 50% JPM EMBI Global Diversified (Hedged in AUD) (RI)	0.06%	-0.04%	-0.01%	N.A.	-0.02%

Sub-Fund	Shares	Inception date	1 Year	3 Years	5 Years	10 Years	Since inception	Benchmark Name	1 Year BM	3 Year BM	5Y BM	10Y BM	Since Inception BM
			%	Average annual compounded return (%)					%	Average annual compounded return (%)			
	Classic RH CNH MD Distribution	30/4/2018	0.09%	-0.04%	-0.01%	N.A.	-0.02%	50% JPM GBI-EM Global Diversified (Hedged in CNH) (RI) + 50% JPM EMBI Global Diversified (Hedged in CNH) (RI)	0.05%	-0.03%	0.01%	N.A.	0.00%
	Classic RH HKD MD Distribution	26/4/2018	0.11%	-0.05%	-0.01%	N.A.	-0.03%	50% JPM GBI-EM Global Diversified (Hedged in HKD) (RI) + 50% JPM EMBI Global Diversified (Hedged in HKD) (RI)	0.08%	-0.04%	0.01%	N.A.	-0.01%
	Classic RH SGD MD Distribution	26/4/2018	0.10%	-0.06%	-0.02%	N.A.	-0.04%	50% JPM GBI-EM Global Diversified (Hedged in SGD) RI + 50% JPM EMBI Global Diversified (Hedged in SGD) RI	0.07%	-0.04%	0.00%	N.A.	-0.01%
	Classic RH EUR Capitalisation	30/5/2003	0.08%	-0.07%	-0.03%	-0.03%	0.00%	50% JPM GBI-EM Global Diversified Index (hedged in EUR) + 50% JPM EMBI Global Diversified Index (hedged in EUR)	0.03%	-0.05%	-0.01%	0.01%	0.04%

Sub-Fund	Shares	Inception date	1 Year	3 Years	5 Years	10 Years	Since inception	Benchmark Name	1 Year BM	3 Year BM	5Y BM	10Y BM	Since Inception BM
			%	Average annual compounded return (%)					%	Average annual compounded return (%)			
	Classic RH EUR Distribution	30/5/2003	0.08%	-0.07%	-0.03%	-0.03%	0.00%	50% JPM GBI-EM Global Diversified (RI) (Hedged in EUR) + 50% JPM EMBI Global Diversified (RI) (Hedged in EUR)	0.03%	-0.05%	-0.01%	0.01%	0.04%
	I Capitalisation	31/5/2004	0.13%	-0.04%	0.00%	0.01%	0.03%	50% JPM GBI-EM Global Diversified (RI) + 50% JPM EMBI Global Diversified (RI)	0.09%	-0.03%	0.01%	0.02%	0.05%
	I RH EUR Capitalisation	28/2/2005	0.09%	-0.06%	-0.02%	-0.02%	0.00%	50% JPM GBI-EM Global Diversified (RI) (Hedged in EUR) + 50% JPM EMBI Global Diversified (RI) (Hedged in EUR)	0.03%	-0.05%	-0.01%	0.01%	0.04%
	Privilege Capitalisation	16/7/2013	0.13%	-0.04%	0.00%	0.00%	-0.01%	50% JPM GBI-EM Global Diversified (RI) + 50% JPM EMBI Global Diversified (RI)	0.09%	-0.03%	0.01%	0.02%	0.02%
BNP Paribas Funds Emerging Equity													
	Classic Capitalisation	27/10/1997	0.00%	-0.11%	-0.04%	0.00%	0.02%	MSCI Emerging Markets (NR)	0.01%	-0.01%	0.01%	0.03%	0.06%

Sub-Fund	Shares	Inception date	1 Year	3 Years	5 Years	10 Years	Since inception	Benchmark Name	1 Year BM	3 Year BM	5Y BM	10Y BM	Since Inception BM
			%	Average annual compounded return (%)					%	Average annual compounded return (%)			
	Classic Distribution	27/10/1997	0.00%	-0.11%	-0.04%	0.00%	0.02%	MSCI Emerging Markets (NR)	0.01%	-0.01%	0.01%	0.03%	0.06%
	Classic EUR Capitalisation	29/09/2010	-0.07%	-0.08%	-0.03%	0.02%	0.00%	MSCI Emerging Markets (NR)	-0.06%	0.02%	0.02%	0.05%	0.04%
	Classic EUR Distribution	29/09/2010	-0.07%	-0.08%	-0.03%	0.02%	0.00%	MSCI Emerging Markets (NR)	-0.06%	0.02%	0.02%	0.05%	0.04%
	I Capitalisation	27/08/2003	0.01%	-0.10%	-0.03%	0.01%	0.05%	MSCI Emerging Markets (NR)	0.01%	-0.01%	0.01%	0.03%	0.08%
	Privilege Capitalisation	09/08/2011	0.01%	-0.11%	-0.03%	0.01%	0.00%	MSCI Emerging Markets (NR)	0.01%	-0.01%	0.01%	0.03%	0.03%
BNP Paribas Funds Emerging Multi-Asset Income⁸													
	Classic Capitalisation	25/4/2016	0.07%	-0.07%	-0.04%	N.A.	-0.01%	N.A.	N.A.	N.A.	N.A.	N.A.	N.A.
	Classic RH EUR Capitalisation	25/8/2017	0.04%	-0.09%	-0.06%	N.A.	-0.07%	N.A.	N.A.	N.A.	N.A.	N.A.	N.A.
	Classic MD Distribution	25/4/2016	0.07%	-0.07%	-0.04%	N.A.	-0.02%	N.A.	N.A.	N.A.	N.A.	N.A.	N.A.
	Classic HKD MD Distribution	25/4/2016	0.07%	-0.07%	-0.04%	N.A.	-0.02%	N.A.	N.A.	N.A.	N.A.	N.A.	N.A.

Sub-Fund	Shares	Inception date	1 Year	3 Years	5 Years	10 Years	Since inception	Benchmark Name	1 Year BM	3 Year BM	5Y BM	10Y BM	Since Inception BM
			%	Average annual compounded return (%)					%	Average annual compounded return (%)			
	Classic RH AUD MD Distribution	25/4/2016	0.04%	-0.09%	-0.06%	N.A.	-0.03%	N.A.	N.A.	N.A.	N.A.	N.A.	N.A.
	Classic RH CNH MD Distribution	25/4/2016	0.04%	-0.07%	-0.04%	N.A.	-0.01%	N.A.	N.A.	N.A.	N.A.	N.A.	N.A.
	Classic RH SGD MD Distribution	25/4/2016	0.05%	-0.08%	-0.05%	N.A.	-0.02%	N.A.	N.A.	N.A.	N.A.	N.A.	N.A.
	I Capitalisation	25/4/2016	N.A.	N.A.	N.A.	N.A.	N.A.	N.A.	N.A.	N.A.	N.A.	N.A.	N.A.
BNP Paribas Funds Energy Transition													
	Classic Capitalisation	07/10/1997	-0.32%	-0.05%	0.02%	0.00%	0.04%	MSCI AC World (Hedged in EUR) NR	0.06%	0.11%	0.05%	0.04%	0.06%
	Classic Distribution	07/10/1997	-0.32%	-0.05%	0.02%	0.00%	0.04%	MSCI AC World (EUR) NR	0.06%	0.11%	0.05%	0.04%	0.06%
	Classic RH SGD Capitalisation	21/1/2021	-0.31%	N.A.	N.A.	N.A.	-0.25%	MSCI AC World (Hedged in SGD) NR	0.07%	N.A.	N.A.	N.A.	0.08%

Sub-Fund	Shares	Inception date	1 Year	3 Years	5 Years	10 Years	Since inception	Benchmark Name	1 Year BM	3 Year BM	5Y BM	10Y BM	Since Inception BM
			%	Average annual compounded return (%)					%	Average annual compounded return (%)			
	Classic RH USD Capitalisation	02/09/2021	-0.30%	N.A.	N.A.	N.A.	-0.25%	MSCI AC World (Hedged in USD) NR	0.07%	N.A.	N.A.	N.A.	0.03%
	Classic USD Capitalisation	15/12/2010	-0.27%	-0.08%	0.01%	-0.01%	-0.01%	MSCI AC World (EUR) NR	0.14%	0.07%	0.03%	0.02%	0.02%
	Classic USD Distribution	17/05/2013	-0.27%	-0.08%	0.01%	-0.01%	-0.01%	MSCI AC World (EUR) NR	0.14%	0.07%	0.03%	0.02%	0.02%
	Classic Solidarity Distribution	02/09/2021	N.A.	N.A.	N.A.	N.A.	N.A.	N.A.	N.A.	N.A.	N.A.	N.A.	N.A.
	Classice Solidarity H EUR Capitalisation	27/02/2021	-0.32%	N.A.	N.A.	N.A.	-0.27%	MSCI AC World (Hedged in EUR) NR	0.11%	N.A.	N.A.	N.A.	0.04%
	I Capitalisation	04/04/2006	-0.32%	-0.04%	0.03%	0.01%	0.02%	MSCI AC World (EUR) NR	0.06%	0.11%	0.05%	0.04%	0.04%
	I USD Capitalisation	15/04/2021	-26.06%	0.00%	0.00%	0.00%	-24.60%	MSCI AC WORLD (EUR) NR	13.95%	0.00%	0.00%	0.00%	0.77%
	Privilege Capitalisation	09/08/2011	-0.32%	-0.04%	0.03%	0.01%	0.03%	MSCI AC World (EUR) NR	0.06%	0.11%	0.05%	0.04%	0.05%
	Privilege Distribution	12/02/2013	-0.32%	-0.04%	0.03%	0.01%	0.02%	MSCI AC World (EUR) NR	0.06%	0.11%	0.05%	0.04%	0.04%

Sub-Fund	Shares	Inception date	1 Year	3 Years	5 Years	10 Years	Since inception	Benchmark Name	1 Year BM	3 Year BM	5Y BM	10Y BM	Since Inception BM
			%	Average annual compounded return (%)					%	Average annual compounded return (%)			
	Privilege USD Capitalisation	15/04/2021	-26.06%	0.00%	0.00%	0.00%	-24.60%	MSCI AC WORLD (EUR) NR	13.95%	0.00%	0.00%	0.00%	0.77%
BNP Paribas Funds Environmental Absolute Return Thematic Equity (EARTH)													
	Classic Capitalisation	15/07/2020	-0.30%	-0.11%	N.A.	N.A.	-0.10%	N.A.	N.A.	N.A.	N.A.	N.A.	N.A.
	Classic Distribution	15/07/2020	-0.30%	-0.09%	N.A.	N.A.	-0.08%	N.A.	N.A.	N.A.	N.A.	N.A.	N.A.
	Classic RH SGD Capitalisation	15/4/2021	-0.31%	N.A.	N.A.	N.A.	-0.19%	N.A.	N.A.	N.A.	N.A.	N.A.	N.A.
BNP Paribas Funds Euro Bond													
	Classic Capitalisation	05/06/1997	-0.03%	-0.06%	-0.03%	0.00%	0.03%	Bloomberg Barclays Euro Aggregate (RI)	-0.02%	-0.05%	-0.02%	0.01%	0.04%
	Classic Distribution	05/06/1997	-0.03%	-0.06%	-0.03%	0.00%	0.03%	Bloomberg Barclays Euro Aggregate (RI)	-0.02%	-0.05%	-0.02%	0.01%	0.04%
	I Capitalisation	05/06/1997	-0.02%	-0.05%	-0.02%	0.00%	0.03%	Bloomberg Barclays Euro Aggregate (RI)	-0.02%	-0.05%	-0.02%	0.01%	0.04%

Sub-Fund	Shares	Inception date	1 Year	3 Years	5 Years	10 Years	Since inception	Benchmark Name	1 Year BM	3 Year BM	5Y BM	10Y BM	Since Inception BM
			%	Average annual compounded return (%)					%	Average annual compounded return (%)			
	Privilege Capitalisation	05/06/1997	-0.02%	-0.05%	-0.02%	0.00%	0.03%	Bloomberg Barclays Euro Aggregate (RI)	-0.02%	-0.05%	-0.02%	0.01%	0.04%
BNP Paribas Funds Euro Corporate Bond													
	Classic Capitalisation	18/07/2001	0.01%	-0.04%	-0.01%	0.01%	0.03%	Bloomberg Barclays Euro Aggregate Corporate (RI)	0.01%	-0.03%	-0.01%	0.01%	0.03%
	Classic Distribution	18/07/2001	0.01%	-0.04%	-0.01%	0.01%	0.03%	Bloomberg Barclays Euro Aggregate Corporate (RI)	0.01%	-0.03%	-0.01%	0.01%	0.03%
	I Capitalisation	18/07/2001	0.02%	-0.03%	-0.01%	0.01%	0.03%	Bloomberg Barclays Euro Aggregate Corporate (RI)	0.01%	-0.03%	-0.01%	0.01%	0.03%
	Privilege Capitalisation	18/07/2001	0.02%	-0.03%	-0.01%	0.01%	0.03%	Bloomberg Barclays Euro Aggregate Corporate (RI)	0.01%	-0.03%	-0.01%	0.01%	0.03%
BNP Paribas Funds Euro Equity													
	Classic Capitalisation	21/09/1998	0.16%	0.08%	0.05%	0.06%	0.04%	MSCI EMU (NR)	0.20%	0.10%	0.06%	0.07%	0.05%
	Classic Distribution	21/09/1998	0.16%	0.08%	0.05%	0.06%	0.04%	MSCI EMU (NR)	0.20%	0.10%	0.06%	0.07%	0.05%

Sub-Fund	Shares	Inception date	1 Year	3 Years	5 Years	10 Years	Since inception	Benchmark Name	1 Year BM	3 Year BM	5Y BM	10Y BM	Since Inception BM
			%	Average annual compounded return (%)					%	Average annual compounded return (%)			
	Classic H USD Capitalisation	13/11/2013	0.19%	0.11%	0.07%	N.A.	0.07%	MSCI EMU (Hedged in USD) NR	0.24%	0.13%	0.08%	N.A.	0.08%
	Classic USD Capitalisation	24/05/2013	0.25%	0.05%	0.03%	0.04%	0.04%	MSCI EMU (NR)	0.30%	0.07%	0.04%	0.05%	0.05%
	I Capitalisation	23/10/2003	0.17%	0.10%	0.06%	0.07%	0.07%	MSCI EMU (NR)	0.20%	0.10%	0.06%	0.07%	0.06%
	Privilege Capitalisation	09/08/2011	0.17%	0.09%	0.06%	0.07%	0.09%	MSCI EMU (NR)	0.20%	0.10%	0.06%	0.07%	0.08%
	Privilege Distribution	24/05/2013	0.17%	0.09%	0.06%	0.07%	0.07%	MSCI EMU (NR)	0.20%	0.10%	0.06%	0.07%	0.07%
BNP Paribas Funds Euro Government Bond													
	Classic Capitalisation	11/05/1999	-0.04%	-0.06%	-0.02%	0.01%	0.02%	Bloomberg Barclays Euro Aggregate Treasury 500MM (RI)	-0.03%	-0.06%	-0.02%	0.01%	0.03%
	Classic Distribution	10/11/2000	-0.04%	-0.06%	-0.02%	0.01%	0.03%	Bloomberg Barclays Euro Aggregate Treasury 500MM (RI)	-0.03%	-0.06%	-0.02%	0.01%	0.03%
	I Capitalisation	11/05/1999	-0.03%	-0.05%	-0.01%	0.01%	0.03%	Bloomberg Barclays Euro Aggregate Treasury 500MM (RI)	-0.03%	-0.06%	-0.02%	0.01%	0.03%

Sub-Fund	Shares	Inception date	1 Year	3 Years	5 Years	10 Years	Since inception	Benchmark Name	1 Year BM	3 Year BM	5Y BM	10Y BM	Since Inception BM
			%	Average annual compounded return (%)					%	Average annual compounded return (%)			
	Privilege Capitalisation	11/05/1999	-0.03%	-0.06%	-0.02%	0.01%	0.03%	Bloomberg Barclays Euro Aggregate Treasury 500MM (RI)	-0.03%	-0.06%	-0.02%	0.01%	0.03%
BNP Paribas Funds Euro High Yield Bond													
	Classic Capitalisation	05/12/2003	0.05%	0.00%	0.01%	0.02%	0.04%	ICE BofAML European Crncy Non-Fin High Yield BB-B Constrained (hedged in EUR) RI	0.06%	0.00%	0.01%	0.03%	0.06%
	Classic H USD MD Distribution	15/12/2016	0.08%	0.02%	0.03%	N.A.	0.03%	ICE BofAML European Crncy Non-Fin High Yield BB-B Constrained (hedged in USD) RI	0.09%	0.02%	0.03%	N.A.	0.04%
	I Capitalisation	05/12/2003	0.06%	0.01%	0.02%	0.03%	0.05%	ICE BofAML European Crncy Non-Fin High Yield BB-B Constrained (hedged in EUR) RI	0.06%	0.00%	0.01%	0.03%	0.06%
	Privilege Capitalisation	09/08/2011	0.06%	0.01%	0.02%	0.03%	0.04%	ICE BofAML European Crncy Non-Fin High Yield BB-B Constrained (hedged in EUR) RI	0.06%	0.00%	0.01%	0.03%	0.05%

Sub-Fund	Shares	Inception date	1 Year	3 Years	5 Years	10 Years	Since inception	Benchmark Name	1 Year BM	3 Year BM	5Y BM	10Y BM	Since Inception BM
			%	Average annual compounded return (%)					%	Average annual compounded return (%)			
	Privilege Distribution	17/07/2013	0.06%	0.01%	0.02%	0.03%	0.03%	ICE BofAML European Crncy Non-Fin High Yield BB-B Constrained (hedged in EUR) RI	0.06%	0.00%	0.01%	0.03%	0.03%
BNP Paribas Funds Euro Money Market													
	Classic Capitalisation	07/02/1991	0.02%	0.00%	0.00%	0.00%	0.02%	Cash Index Euro Short Term Rate (EUR) RI	0.02%	0.00%	0.00%	0.00%	0.03%
	Classic Distribution	09/12/1996	0.02%	0.00%	0.00%	0.00%	0.01%	Cash Index Euro Short Term Rate (EUR) RI	0.02%	0.00%	0.00%	0.00%	0.02%
	I Capitalisation	07/02/1991	0.02%	0.00%	0.00%	0.00%	0.03%	Cash Index Euro Short Term Rate (EUR) RI	0.02%	0.00%	0.00%	0.00%	0.03%
	Privilege Capitalisation	07/02/1991	0.02%	0.00%	0.00%	0.00%	0.02%	Cash Index Euro Short Term Rate (EUR) RI	0.02%	0.00%	0.00%	0.00%	0.03%

Sub-Fund	Shares	Inception date	1 Year	3 Years	5 Years	10 Years	Since inception	Benchmark Name	1 Year BM	3 Year BM	5Y BM	10Y BM	Since Inception BM
			%	Average annual compounded return (%)					%	Average annual compounded return (%)			
BNP Paribas Funds Europe Convertible													
	Classic Capitalisation	07/05/1998	0.01%	-0.03%	-0.02%	0.00%	0.01%	Refinitiv Convertible Europe (Hedged in EUR) RI	0.04%	-0.02%	-0.01%	0.01%	0.03%
	Classic Distribution	10/07/2001	0.01%	-0.03%	-0.02%	0.00%	0.01%	Refinitiv Convertible Europe (Hedged in EUR) RI	0.04%	-0.02%	-0.01%	0.01%	0.03%
	I Capitalisation	07/05/1998	0.02%	-0.02%	-0.01%	0.01%	0.02%	Refinitiv Convertible Europe (Hedged in EUR) RI	0.04%	-0.02%	-0.01%	0.01%	0.03%
	I Distribution	Sleeping share since 25/07/22	N.A.	N.A.	N.A.	N.A.	N.A.	Refinitiv Convertible Europe (Hedged in EUR) RI	N.A.	N.A.	N.A.	N.A.	N.A.
	Privilege Capitalisation	07/05/1998	0.02%	-0.02%	-0.01%	0.01%	0.02%	Refinitiv Convertible Europe (Hedged in EUR) RI	0.04%	-0.02%	-0.01%	0.01%	0.03%
	Privilege Distribution	06/03/2013	0.02%	-0.02%	-0.01%	0.01%	0.01%	Refinitiv Convertible Europe (Hedged in EUR) RI	0.04%	-0.02%	-0.01%	0.01%	0.01%

Sub-Fund	Shares	Inception date	1 Year	3 Years	5 Years	10 Years	Since inception	Benchmark Name	1 Year BM	3 Year BM	5Y BM	10Y BM	Since Inception BM
			%	Average annual compounded return (%)					%	Average annual compounded return (%)			
BNP Paribas Funds Europe Equity													
	Classic Capitalisation	17/05/2004	0.12%	0.07%	0.05%	0.05%	0.05%	MSCI Europe (NR)	0.14%	0.11%	0.06%	0.07%	0.06%
	Classic Distribution	17/05/2004	0.12%	0.07%	0.05%	0.05%	0.05%	MSCI Europe (NR)	0.14%	0.11%	0.06%	0.07%	0.06%
	Classic USD Capitalisation	30/11/2012	0.21%	0.04%	0.03%	0.03%	0.04%	MSCI Europe (NR)	0.23%	0.07%	0.03%	0.04%	0.05%
	I Capitalisation	17/06/2004	0.13%	0.08%	0.06%	0.06%	0.06%	MSCI Europe (NR)	0.14%	0.11%	0.06%	0.07%	0.06%
	I USD Capitalisation	N.A.	N.A.	N.A.	N.A.	N.A.	N.A.	N.A.	N.A.	N.A.	N.A.	N.A.	N.A.
	Privilege Capitalisation	15/07/2011	0.13%	0.08%	0.06%	0.06%	0.07%	MSCI Europe (NR)	0.14%	0.11%	0.06%	0.07%	0.07%
	Privilege Distribution	06/11/2013	0.13%	0.08%	0.06%	N.A.	0.05%	MSCI Europe (NR)	0.14%	0.11%	0.06%	N.A.	0.06%

Sub-Fund	Shares	Inception date	1 Year	3 Years	5 Years	10 Years	Since inception	Benchmark Name	1 Year BM	3 Year BM	5Y BM	10Y BM	Since Inception BM
			%	Average annual compounded return (%)					%	Average annual compounded return (%)			
BNP Paribas Funds Europe Growth													
	Classic Capitalisation	31/10/1985	0.08%	0.05%	0.03%	0.04%	0.07%	MSCI Europe (NR)	0.14%	0.11%	0.06%	0.07%	N,A,
	Classic Distribution	31/10/1985	0.08%	0.05%	0.03%	0.04%	0.07%	MSCI Europe (NR)	0.14%	0.11%	0.06%	0.07%	N.A.
	Classic RH SGD Capitalisation	19/05/2014	0.10%	0.06%	0.05%	N.A.	0.05%	MSCI Europe (Hedged in SGD) NR	0.14%	0.10%	0.07%	N.A.	0.06%
	Classic RH SGD MD Distribution	12/11/2013	0.10%	0.06%	0.05%	N.A.	0.05%	MSCI Europe (Hedged in SGD) NR	0.14%	0.10%	0.07%	N.A.	0.07%
	Classic RH USD Capitalisation	19/05/2014	0.12%	0.07%	0.06%	N.A.	0.05%	MSCI Europe (Hedged in SGD) NR	0.17%	0.13%	0.08%	N.A.	0.07%
	Classic RH USD MD Distribution	13/11/2013	0.12%	0.07%	0.06%	N.A.	0.05%	MSCI Europe (Hedged in SGD) NR	0.17%	0.13%	0.08%	N,A,	0.08
	Classic USD Capitalisation	31/10/1985	0.17%	0.01%	0.02%	0.02%	0.08%	MSCI Europe (NR)	0.23%	0.07%	0.05%	0.05%	N.A.
	I Capitalisation	21/11/2008	0.10%	0.06%	0.05%	0.06%	0.10%	MSCI Europe (NR)	0.14%	0.11%	0.06%	0.07%	0.09%

Sub-Fund	Shares	Inception date	1 Year	3 Years	5 Years	10 Years	Since inception	Benchmark Name	1 Year BM	3 Year BM	5Y BM	10Y BM	Since Inception BM
			%	Average annual compounded return (%)					%	Average annual compounded return (%)			
	Privilege Capitalisation	09/08/2011	0.09%	0.06%	0.04%	0.05%	0.08%	MSCI Europe (NR)	0.14%	0.11%	0.06%	0.07%	0.08%
	Privilege Distribution	04/10/2012	0.09%	0.06%	0.04%	0.05%	0.06%	MSCI Europe (NR)	0.14%	0.11%	0.06%	0.07%	0.08%
BNP Paribas Funds Europe Small Cap													
	Classic Capitalisation	25/09/2007	0.06%	0.01%	0.00%	0.06%	0.06%	MSCI Europe Small Caps (NR)	0.05%	0.06%	0.03%	0.08%	0.06%
	Classic Distribution	25/09/2007	0.06%	0.01%	0.00%	0.06%	0.06%	MSCI Europe Small Caps (NR)	0.05%	0.06%	0.03%	0.08	0.06%
	Classic RH SGD Capitalisation	19/05/2014	0.07%	0.02%	0.02%	N.A.	0.07%	MSCI Europe Small Caps (NR) (Hedged in SGD)	0.06%	0.07%	0.04%	N.A.	0.08%
	Classic RH USD Capitalisation	15/04/2015	0.09%	0.02%	0.02%	N.A.	0.04%	MSCI Europe Small Cap hedged in USD (NR)	0.08%	0.08%	0.05%	N.A.	0.06%

Sub-Fund	Shares	Inception date	1 Year	3 Years	5 Years	10 Years	Since inception	Benchmark Name	1 Year BM	3 Year BM	5Y BM	10Y BM	Since Inception BM
			%	Average annual compounded return (%)					%	Average annual compounded return (%)			
	Classic USD Capitalisation	25/09/2007	0.14%	-0.03%	-0.01%	0.04%	0.04%	MSCI Europe (NR)	0.13%	0.02%	0.01%	0.06%	0.04%
	I Capitalisation	25/09/2007	0.07%	0.02%	0.01%	0.08%	0.07%	MSCI Europe Small Caps (NR)	0.05%	0.06%	0.03%	0.08%	0.06%
	Privilege Capitalisation	25/09/2007	0.07%	0.02%	0.01%	0.07%	0.06%	MSCI Europe Small Caps (NR)	0.05%	0.06%	0.03%	0.08%	0.06%
BNP Paribas Funds Global Bond Opportunities													
	Classic Capitalisation	01/07/1998	0.00%	-0.05%	-0.01%	0.01%	0.02%	Bloomberg Barclays Global Aggregate (hedged in EUR) RI	-0.02%	-0.05%	0.00%	0.02%	0.03%
	Classic Distribution	01/07/1998	0.00%	-0.05%	-0.01%	0.01%	0.02%	Bloomberg Barclays Global Aggregate (hedged in EUR) RI	-0.02%	-0.05%	0.00%	0.02%	0.03%
	Classic H USD Capitalisation	24/05/2013	0.03%	-0.03%	0.00%	0.00%	0.00%	Bloomberg Barclays Global Aggregate (hedged in USD) RI	0.00%	-0.03%	0.00%	0.01%	0.01%
	I Capitalisation	04/08/2006	0.01%	-0.04%	0.00%	0.02%	0.03%	Bloomberg Barclays Global Aggregate (hedged in EUR) RI	-0.02%	-0.05%	0.00%	0.02%	0.03%

Sub-Fund	Shares	Inception date	1 Year	3 Years	5 Years	10 Years	Since inception	Benchmark Name	1 Year BM	3 Year BM	5Y BM	10Y BM	Since Inception BM
			%	Average annual compounded return (%)					%	Average annual compounded return (%)			
	Privilege Capitalisation	22/07/2013	0.00%	-0.04%	0.00%	0.01%	0.01%	Bloomberg Barclays Global Aggregate (hedged in EUR) RI	-0.02%	-0.05%	0.00%	0.02%	0.02%
BNP Paribas Funds Global Convertible													
	Classic Capitalisation	29/04/2011	0.02%	0.00%	0.04%	0.02%	0.01%	Refinitiv Convertible Global Focus (Hedged in USD) RI	0.04%	-0.01%	0.03%	0.04%	0.04%
	Classic Distribution	30/03/2015	0.02%	0.00%	0.04%	N.A.	0.03%	Refinitiv Convertible Global Focus (Hedged in USD) RI	0.04%	-0.01%	0.03%	N.A.	0.03%
	Classic MD Distribution	15/03/2018	0.02%	0.00%	0.04%	N.A.	0.03%	Refinitiv Convertible Global Focus (Hedged in USD) RI	0.04%	-0.01%	0.03%	N.A.	0.03%
	Classic RH EUR Capitalisation	09/09/2004	-0.01%	-0.02%	0.01%	0.02%	0.03%	Refinitiv Convertible Global Focus (Hedged in EUR) RI	0.02%	-0.03%	0.01%	0.03%	0.03%
	Classic RH EUR Distribution	16/05/2013	-0.01%	-0.02%	0.01%	0.02%	0.02%	Refinitiv Convertible Global Focus (Hedged in EUR) RI	0.02%	-0.03%	0.01%	0.03%	0.02%
	I Capitalisation	05/08/2009	0.03%	0.01%	0.04%	0.05%	0.05%	Refinitiv Convertible Global Focus (Hedged in USD) RI	0.04%	-0.01%	0.03%	0.04%	0.05%

Sub-Fund	Shares	Inception date	1 Year	3 Years	5 Years	10 Years	Since inception	Benchmark Name	1 Year BM	3 Year BM	5Y BM	10Y BM	Since Inception BM
			%	Average annual compounded return (%)					%	Average annual compounded return (%)			
	IRH EUR Capitalisation	18/01/2005	0.00%	-0.01%	0.02%	0.03%	0.04%	Refinitiv Convertible Global Focus (Hedged in EUR) RI	0.02%	-0.03%	0.01%	0.03%	0.03
	Privilege Capitalisation	21/05/2015	0.02%	0.01%	0.04%	N.A.	0.03%	Refinitiv Convertible Global Focus (Hedged in USD) RI	0.04%	-0.01%	0.03%	N.A.	0.03%
	Privilege RH EUR Capitalisation	22/07/2013	0.00%	-0.01%	0.02%	0.03%	0.03%	Refinitiv Convertible Global Focus (Hedged in EUR) RI	0.02%	-0.03%	0.01%	0.03%	0.02%
	Privilege RH EUR Distribution	22/07/2013	0.00%	-0.01%	0.02%	0.03%	0.03%	Refinitiv Convertible Global Focus (Hedged in EUR) RI	0.02%	-0.03%	0.01%	0.03%	0.02%
BNP Paribas Funds Global Environment													
	Classic Capitalisation	09/04/2008	0.04%	0.07%	0.07%	0.09%	0.07%	MSCI World NR	0.07%	0.12%	0.10%	0.11%	0.09%
	Classic Distribution	09/04/2008	0.04%	0.07%	0.07%	0.09%	0.07%	MSCI World NR	0.07%	0.12%	0.10%	0.11%	0.09%
	Classic USD Capitalisation	30/11/2012	0.12%	0.04%	0.06%	0.07%	0.04%	MSCI World NR	0.16%	0.08%	0.08%	0.09%	0.07%
	Classic SGD Capitalisation	27/12/2017	0.09%	0.04%	0.05%	N.A.	0.05%	MSCI World NR	0.12%	0.08%	0.07%	N.A.	0.08%

Sub-Fund	Shares	Inception date	1 Year	3 Years	5 Years	10 Years	Since inception	Benchmark Name	1 Year BM	3 Year BM	5Y BM	10Y BM	Since Inception BM
			%	Average annual compounded return (%)					%	Average annual compounded return (%)			
	Classic RH SGD MD Distribution	12/02/2018	0.05%	0.08%	0.09%	N.A.	0.09%	MSCI World (Hedged in SGD) NR	0.08%	0.13%	0.11%	N.A.	0.13%
	Classic RH USD MD Distribution	12/02/2018	0.07%	0.09%	0.09%	N.A.	0.10%	MSCI World (Hedged in USD) NR	0.12%	0.08%	0.07%	N.A.	0.08%
	I Capitalisation	09/04/2008	0.05%	0.09%	0.09%	0.10%	0.08%	MSCI World NR	0.07%	0.12%	0.10%	0.11%	0.09%
	Privilege Capitalisation	09/04/2008	0.05%	0.08%	0.08%	0.10%	0.06%	MSCI World NR	0.07%	0.12%	0.10%	0.11%	0.09%
BNP Paribas Funds Global High Yield Bond													
	Classic Capitalisation	26/01/2001	0.03%	-0.01%	0.00%	0.01%	0.03%	ICE BofAML BB-B Non-Fin Dev Markets High Yield Constr (Hedged in EUR) RI	0.04%	0.00%	0.01%	0.03%	0.05%
	Classic Distribution	26/01/2001	0.03%	-0.01%	0.00%	0.01%	0.03%	ICE BofAML BB-B Non-Fin Dev Markets High Yield Constr (Hedged in EUR) RI	0.04%	0.00%	0.01%	0.03%	0.05%
	Classic H USD Capitalisation	29/11/2002	0.06%	0.00%	0.02%	0.03%	0.04%	ICE BofAML BB-B Non-Fin Dev Markets High Yield Constr (Hedged in USD) RI	0.07%	0.01%	0.03%	0.04%	0.07%

Sub-Fund	Shares	Inception date	1 Year	3 Years	5 Years	10 Years	Since inception	Benchmark Name	1 Year BM	3 Year BM	5Y BM	10Y BM	Since Inception BM
			%	Average annual compounded return (%)					%	Average annual compounded return (%)			
	Classic H USD Distribution	29/11/2002	0.06%	0.00%	0.02%	0.03%	0.04%	ICE BofAML BB-B Non-Fin Dev Markets High Yield Constr (Hedged in USD) RI	0.07%	0.01%	0.03%	0.04%	0.07%
	I Capitalisation	17/05/2004	0.04%	-0.01%	0.00%	0.02%	0.04%	ICE BofAML BB-B Non-Fin Dev Markets High Yield Constr (Hedged in EUR) RI	0.04%	0.00%	0.01%	0.03%	0.05%
	IH USD Capitalisation	23/07/2009	0.07%	0.01%	0.03%	0.03%	0.05%	ICE BofAML BB-B Non-Fin Dev Markets High Yield Constr (Hedged in USD) RI	0.07%	0.01%	0.03%	0.04%	0.07%
	Privilege Capitalisation	19/02/2013	0.04%	-0.01%	0.00%	0.02%	0.02%	ICE BofAML BB-B Non-Fin Dev Markets High Yield Constr (Hedged in EUR) RI	0.04%	0.00%	0.01%	0.03%	0.03%
	Privilege Distribution	19/02/2013	0.04%	-0.01%	0.00%	0.02%	0.02%	ICE BofAML BB-B Non-Fin Dev Markets High Yield Constr (Hedged in EUR) RI	0.04%	0.00%	0.01%	0.03%	0.03%

Sub-Fund	Shares	Inception date	1 Year	3 Years	5 Years	10 Years	Since inception	Benchmark Name	1 Year BM	3 Year BM	5Y BM	10Y BM	Since Inception BM
			%	Average annual compounded return (%)					%	Average annual compounded return (%)			
BNP Paribas Funds Green Tigers ⁹													
	Classic Capitalisation	16/12/2010	-0.04%	-0.01%	0.03%	0.04%	0.02%	20% MSCI Japan (NR) + 80% MSCI AC Asia Pacific ex-Japan (NR)	0.03%	0.00%	0.02%	0.05%	0.04%
	Classic Distribution	14/7/2011	-0.04%	-0.01%	0.03%	0.04%	0.03%	20% MSCI Japan (NR) + 80% MSCI AC Asia Pacific ex-Japan (NR)	0.03%	0.00%	0.02%	0.05%	0.04%
	Classic EUR Capitalisation	04/11/2008	-0.11%	0.02%	0.04%	0.06%	0.06%	20% MSCI Japan (NR) + 80% MSCI AC Asia Pacific ex-Japan (NR)	-0.04%	0.03%	0.03%	0.07%	0.08%
	Classic EUR Distribution	04/11/2008	-0.11%	0.02%	0.04%	0.06%	0.06%	20% MSCI Japan (NR) + 80% MSCI AC Asia Pacific ex-Japan (NR)	-0.04%	0.03%	0.03%	0.07%	0.08%
	Classic MD Distribution	28/12/2022	N.A.	N.A.	N.A.	N.A.	0.00%	20% MSCI Japan (NR) + 80% MSCI AC Asia Pacific ex-Japan (NR)	N.A.	N.A.	N.A.	N.A.	0.04%

Sub-Fund	Shares	Inception date	1 Year	3 Years	5 Years	10 Years	Since inception	Benchmark Name	1 Year BM	3 Year BM	5Y BM	10Y BM	Since Inception BM
			%	Average annual compounded return (%)					%	Average annual compounded return (%)			
	Classic RH SGD Capitalisation	15/4/2021	-0.06%	N.A.	N.A.	N.A.	-0.11%	20% MSCI Japan (Hedged in SGD) NR + 80% MSCI AC Asia Pacific ex-Japan (Hedged in SGD) NR	-0.03%	N.A.	N.A.	N.A.	-0.03%
	Classic RH SGD MD Distribution	16/4/2021	-0.06%	N.A.	N.A.	N.A.	-0.12%	20% MSCI Japan (Hedged in SGD) NR + 80% MSCI AC Asia Pacific ex-Japan (Hedged in SGD) NR	-0.03%	N.A.	N.A.	N.A.	-0.04%
BNP Paribas Funds Health Care Innovators													
	Classic Capitalisation	08/04/1997	-0.02%	0.07%	0.07%	0.10%	0.07%	MSCI World Health Care 10/40 (NR)	0.02%	0.10%	0.10%	0.12%	0.09%
	Classic Distribution	08/04/1997	-0.02%	0.07%	0.07%	0.10%	0.07%	MSCI World Health Care 10/40 (NR)	0.02%	0.10%	0.10%	0.12%	0.09
	Classic USD Capitalisation	15/12/2010	0.06%	0.04%	0.06%	0.08%	0.10%	MSCI World Health Care 10/40 (NR)	0.10%	0.07%	0.08%	0.10%	0.12%
	I Capitalisation	20/03/2008	-0.01%	0.08%	0.08%	0.11%	0.11%	MSCI World Health Care 10/40 (NR)	0.02%	0.10%	0.10%	0.12%	0.12%
	Privilege Capitalisation	11/02/2013	-0.01%	0.08%	0.08%	0.11%	0.12%	MSCI World Health Care 10/40 (NR)	0.02%	0.10%	0.10%	0.12%	0.13%

Sub-Fund	Shares	Inception date	1 Year	3 Years	5 Years	10 Years	Since inception	Benchmark Name	1 Year BM	3 Year BM	5Y BM	10Y BM	Since Inception BM
			%	Average annual compounded return (%)					%	Average annual compounded return (%)			
	Privilege Distribution	22/07/2013	-0.01%	0.08%	0.08%	0.11%	0.11%	MSCI World Health Care 10/40 (NR)	0.02%	0.10%	0.10%	0.12%	0.12%
BNP Paribas Funds Inclusive Growth													
	Classic USD Capitalisation	31/12/2021	16.23%	0.00%	0.00%	0.00%	-1.32%	MSCI World (NR) - Classic USD	15.60%	0.00%	0.00%	0.00%	-0.24%
	Classic RH SGD Capitalisation	15/6/2023	N.A.	N.A.	N.A.	N.A.	-0.01	MSCI World (Hedged in SGD) NR	N.A.	N.A.	N.A.	N.A.	0.02%
BNP Paribas Funds India Equity													
	Classic Capitalisation	29/07/2005	0.06%	0.11%	0.05%	0.09%	0.07%	MSCI India (USD) NR	0.01%	0.15%	0.07%	0.11%	0.09%
	Classic Distribution	29/07/2005	0.06%	0.11%	0.05%	0.09%	0.07%	MSCI India (USD) NR	0.01%	0.15%	0.07%	0.11%	0.09%
	Classic EUR Capitalisation	30/09/2010	-0.03%	0.15%	0.07%	0.11%	0.05%	MSCI India (USD) NR	-0.07%	0.19%	0.09%	0.13%	0.07%
	Classic EUR Distribution	21/05/2013	-0.03%	0.15%	0.07%	0.11%	0.08%	MSCI India (USD) NR	-0.07%	0.19%	0.09%	0.13%	0.10%
	I Capitalisation	30/12/2005	0.07%	0.12%	0.06%	0.10%	0.07%	MSCI India (USD) NR	0.01%	0.15%	0.07%	0.11%	0.08%

Sub-Fund	Shares	Inception date	1 Year	3 Years	5 Years	10 Years	Since inception	Benchmark Name	1 Year BM	3 Year BM	5Y BM	10Y BM	Since Inception BM
			%	Average annual compounded return (%)					%	Average annual compounded return (%)			
	Privilege Capitalisation	15/07/2011	0.07%	0.12%	0.06%	0.10%	0.05%	MSCI India (USD) NR	0.01%	0.15%	0.07%	0.11%	0.05%
	Privilege Distribution	16/12/2013	0.07%	0.12%	0.06%	N.A.	0.08%	MSCI India (USD) NR	0.01%	0.15%	0.07%	N.A.	0.09%
BNP Paribas Funds													
	Classic Capitalisation	31/12/1990	0.25%	0.16%	0.08%	0.08%	0.00%	Topix (RI)	0.22%	0.16%	0.09%	0.10%	0.02%
	Classic Distribution	09/12/1996	0.25%	0.16%	0.08%	0.08%	0.02%	Topix (RI)	0.22%	0.16%	0.09%	0.10%	0.03%
	Classic EUR Capitalisation	31/12/1990	0.10%	0.08%	0.04%	0.05%	0.01%	Topix (RI)	0.08%	0.08%	0.06%	0.09%	0.02%
	Classic H EUR Capitalisation	29/06/2004	0.28%	0.16%	0.08%	0.07%	0.03%	Topix (Hedged in EUR) (RI)	0.25%	0.16%	0.09%	0.10%	0.05%
	Classic H USD Capitalisation	06/12/2013	0.31%	0.18%	0.10%	N.A.	0.07%	Topix (Hedged in USD) (RI)	0.27%	0.18%	0.10%	N.A.	0.10%
	Classic USD Capitalisation	31/12/1990	0.19%	0.04%	0.02%	0.03%	0.00%	Topix (RI)	0.16%	0.04%	0.03%	0.06%	0.02%

Sub-Fund	Shares	Inception date	1 Year	3 Years	5 Years	10 Years	Since inception	Benchmark Name	1 Year BM	3 Year BM	5Y BM	10Y BM	Since Inception BM
			%	Average annual compounded return (%)					%	Average annual compounded return (%)			
	I Capitalisation	31/12/1990	0.26%	0.17%	0.09%	0.09%	0.01%	Topix (RI)	0.22%	0.16%	0.09%	0.10%	0.02%
	Privilege Capitalisation	31/12/1990	0.26%	0.17%	0.09%	0.09%	0.01%	Topix (RI)	0.22%	0.16%	0.09%	0.10%	0.02%
	Privilege Distribution	08/03/2013	0.26%	0.17%	0.09%	0.09%	0.09%	Topix (RI)	0.22%	0.16%	0.09%	0.10%	0.11%
BNP Paribas Funds Japan Small Cap													
	Classic Capitalisation	04/10/1996	0.17%	0.13%	0.06%	0.12%	0.05%	Russell Nomura Small Caps (RI)	0.19%	0.13%	0.05%	0.10%	0.04%
	Classic Distribution	09/12/1996	0.17%	0.13%	0.06%	0.12%	0.05%	Russell Nomura Small Caps (RI)	0.19%	0.13%	0.05%	0.10%	0.04%
	Classic EUR Capitalisation	04/10/1996	0.03%	0.05%	0.02%	0.10%	0.04%	Russell Nomura Small Caps (RI)	0.05%	0.05%	0.01%	0.08%	0.04%
	Classic H EUR Capitalisation	29/06/2004	0.19%	0.13%	0.06%	0.11%	0.06%	Russell Nomura Small Caps (Hedged in EUR) (RI)	0.21%	0.13%	0.05%	0.09%	0.06%

Sub-Fund	Shares	Inception date	1 Year	3 Years	5 Years	10 Years	Since inception	Benchmark Name	1 Year BM	3 Year BM	5Y BM	10Y BM	Since Inception BM
			%	Average annual compounded return (%)					%	Average annual compounded return (%)			
	Classic H USD Capitalisation	12/11/2013	0.22%	0.15%	0.08%	N.A.	0.12%	Russell Nomura Small Caps (Hedged in USD) (RI)	0.24%	0.14%	0.07%	N.A.	0.10%
	Classic USD Capitalisation	Not launched yet	N.A.	N.A.	N.A.	N.A.	N.A.	N.A.	N.A.	N.A.	N.A.	N.A.	N.A.
	I Capitalisation	04/10/1996	0.18%	0.14%	0.07%	0.13%	0.06%	Russell Nomura Small Caps (RI)	0.19%	0.13%	0.05%	0.10%	0.04%
	Privilege Capitalisation	04/10/1996	0.18%	0.14%	0.07%	0.13%	0.05%	Russell Nomura Small Caps (RI)	0.19%	0.13%	0.05%	0.10%	0.04%
	Privilege H USD Capitalisation	21/04/2017	0.24%	0.16%	0.09%	N.A.	0.11%	Russell Nomura Small Caps (Hedged in USD) (RI)	0.24%	0.14%	0.07%	N.A.	0.09%
BNP Paribas Funds Latin America Equity													
	Classic Capitalisation	23/01/1997	0.11%	0.08%	0.01%	-0.02%	0.04%	MSCI EM Latin America 10/40 (NR)	0.19%	0.14%	0.05%	0.01%	0.07%
	Classic Distribution	10/11/2000	0.11%	0.08%	0.01%	-0.02%	0.05%	MSCI EM Latin America 10/40 (NR)	0.19%	0.14%	0.05%	0.01%	0.08%
	Classic EUR Capitalisation	23/01/1997	0.03%	0.12%	0.02%	0.00%	0.04%	MSCI EM Latin America 10/40 (NR)V	0.11%	0.18%	0.06%	0.03%	0.07%
	I Capitalisation	23/01/1997	0.13%	0.09%	0.02%	-0.01%	0.05%	MSCI EM Latin America 10/40 (NR)	0.19%	0.14%	0.05%	0.01%	0.07%

Sub-Fund	Shares	Inception date	1 Year	3 Years	5 Years	10 Years	Since inception	Benchmark Name	1 Year BM	3 Year BM	5Y BM	10Y BM	Since Inception BM
			%	Average annual compounded return (%)					%	Average annual compounded return (%)			
	Privilege Capitalisation	23/01/1997	0.12%	0.09%	0.02%	-0.01%	0.04%	MSCI EM Latin America 10/40 (NR)	0.19%	0.14%	0.05%	0.01%	0.07%
BNP Paribas Funds	Local Emerging Bond												
	Classic Capitalisation	11/05/2006	0.11%	-0.03%	-0.01%	-0.02%	0.01%	JPM GBI-EM Global Diversified (RI)	0.11%	-0.02%	0.01%	0.00%	0.03%
	Classic Distribution	11/05/2006	0.11%	-0.03%	-0.01%	-0.02%	0.01%	JPM GBI-EM Global Diversified (RI)	0.11%	-0.02%	0.01%	0.00%	0.03%
	Classic EUR Capitalisation	28/09/2010	0.03%	0.00%	0.01%	0.00%	0.00%	JPM GBI-EM Global Diversified (RI)	0.03%	0.01%	0.03%	0.02%	0.02%
	Classic EUR Distribution	28/09/2010	0.03%	0.00%	0.01%	0.00%	0.00%	JPM GBI-EM Global Diversified (RI)	0.03%	0.01%	0.03%	0.02%	0.02%
	Classic RH EUR Capitalisation	07/04/2010	0.08%	-0.05%	-0.03%	-0.04%	-0.03%	JPM GBI-EM Global Diversified (Hedged in EUR) RI	0.03%	-0.04%	0.00%	0.00%	0.02%
	Classic RH EUR Distribution	07/04/2010	0.08%	-0.05%	-0.03%	-0.04%	-0.03%	JPM GBI-EM Global Diversified (Hedged in EUR) RI	0.03%	-0.04%	0.00%	0.00%	0.02%
	I Capitalisation	11/05/2006	0.13%	-0.02%	0.00%	-0.01%	0.02%	JPM GBI-EM Global Diversified (RI)	0.11%	-0.02%	0.01%	0.00%	0.03%
	I RH EUR Capitalisation	02/09/2009	0.09%	-0.04%	-0.02%	-0.03%	-0.01%	JPM GBI-EM Global Diversified (RI)	0.03%	-0.04%	0.00%	0.00%	0.03%

Sub-Fund	Shares	Inception date	1 Year	3 Years	5 Years	10 Years	Since inception	Benchmark Name	1 Year BM	3 Year BM	5Y BM	10Y BM	Since Inception BM
			%	Average annual compounded return (%)					%	Average annual compounded return (%)			
	Privilege Capitalisation	25/05/2012	0.12%	-0.02%	0.00%	-0.02%	-0.03%	JPM GBI-EM Global Diversified (RI)	0.11%	-0.02%	0.01%	0.00%	0.00%
	Privilege Distribution	12/02/2013	0.12%	-0.02%	0.00%	-0.02%	-0.03%	JPM GBI-EM Global Diversified (RI)	0.11%	-0.02%	0.01%	0.00%	-0.01%
BNP Paribas Funds Multi-Asset Thematic ¹⁰													
	Classic Capitalisation	Not Launched yet	-0.04%	N.A.	N.A.	N.A.	-0.06%	N.A.	N.A.	N.A.	N.A.	N.A.	N.A.
	Classic MD Distribution	03/09/2021	-0.04%	N.A.	N.A.	N.A.	-0.09%	N.A.	N.A.	N.A.	N.A.	N.A.	N.A.
	Classic RH AUD Capitalisation	Not Launched yet	-0.04%	N.A.	N.A.	N.A.	-0.04%	N.A.	N.A.	N.A.	N.A.	N.A.	N.A.
	Classic RH AUD MD Distribution	03/09/2021	-0.04%	N.A.	N.A.	N.A.	-0.09%	N.A.	N.A.	N.A.	N.A.	N.A.	N.A.
	Classic RH CAD MD Distribution	03/09/2021	-0.02%	N.A.	N.A.	N.A.	-0.08%	N.A.	N.A.	N.A.	N.A.	N.A.	N.A.
	Classic RH CNH MD Distribution	Not Launched yet	-0.04%	N.A.	N.A.	N.A.	-0.04%	N.A.	N.A.	N.A.	N.A.	N.A.	N.A.

Sub-Fund	Shares	Inception date	1 Year	3 Years	5 Years	10 Years	Since inception	Benchmark Name	1 Year BM	3 Year BM	5Y BM	10Y BM	Since Inception BM
			%	Average annual compounded return (%)					%	Average annual compounded return (%)			
	Classic RH HKD MD Distribution	03/09/2021	-0.02%	N.A.	N.A.	N.A.	-0.08%	N.A.	N.A.	N.A.	N.A.	N.A.	N.A.
	Classic RH SGD Capitalisation	03/09/2021	-0.03%	N.A.	N.A.	N.A.	-0.08%	N.A.	N.A.	N.A.	N.A.	N.A.	N.A.
	Classic RH SGD MD Distribution	03/09/2021	-0.03%	N.A.	N.A.	N.A.	-0.08%	N.A.	N.A.	N.A.	N.A.	N.A.	N.A.
	Classic RH USD Capitalisation	03/09/2021	-0.02%	N.A.	N.A.	N.A.	-0.07%	N.A.	N.A.	N.A.	N.A.	N.A.	N.A.
	Classic RH USD MD Distribution	03/09/2021	-0.02%	N.A.	N.A.	N.A.	-0.08%	N.A.	N.A.	N.A.	N.A.	N.A.	N.A.
	I Capitalisation	17/05/2021	-0.04%	N.A.	N.A.	N.A.	-0.05%	N.A.	N.A.	N.A.	N.A.	N.A.	N.A.
	Privilege Capitalisation	Not Launched yet	N.A.	N.A.	N.A.	N.A.	N.A.	N.A.	N.A.	N.A.	N.A.	N.A.	N.A.
	Privilege MD Distribution	Not Launched yet	N.A.	N.A.	N.A.	N.A.	N.A.	N.A.	N.A.	N.A.	N.A.	N.A.	N.A.

Sub-Fund	Shares	Inception date	1 Year	3 Years	5 Years	10 Years	Since inception	Benchmark Name	1 Year BM	3 Year BM	5Y BM	10Y BM	Since Inception BM
			%	Average annual compounded return (%)					%	Average annual compounded return (%)			
	Privilege RH USD Capitalisation	Not Launched yet	-0.01%	N.A.	N.A.	N.A.	-0.02%	N.A.	N.A.	N.A.	N.A.	N.A.	N.A.
	Privilege RH USD MD Distribution	03/09/2021	-0.01%	N.A.	N.A.	N.A.	-0.07%	N.A.	N.A.	N.A.	N.A.	N.A.	N.A.
BNP Paribas Funds Russia Equity ¹³													
	Classic Capitalisation	05/03/2007	N.A.	N.A.	N.A.	N.A.	N.A.	N.A.	N.A.	N.A.	N.A.	N.A.	N.A.
	Classic Distribution	05/03/2007	N.A.	N.A.	N.A.	N.A.	N.A.	N.A.	N.A.	N.A.	N.A.	N.A.	N.A.
	Classic USD Capitalisation	31/12/2010	N.A.	N.A.	N.A.	N.A.	N.A.	N.A.	N.A.	N.A.	N.A.	N.A.	N.A.
	Classic USD Distribution	31/12/2010	N.A.	N.A.	N.A.	N.A.	N.A.	N.A.	N.A.	N.A.	N.A.	N.A.	N.A.
	I Capitalisation	05/03/2007	N.A.	N.A.	N.A.	N.A.	N.A.	N.A.	N.A.	N.A.	N.A.	N.A.	N.A.
	Privilege Capitalisation	27/08/2012	N.A.	N.A.	N.A.	N.A.	N.A.	N.A.	N.A.	N.A.	N.A.	N.A.	N.A.

Sub-Fund	Shares	Inception date	1 Year	3 Years	5 Years	10 Years	Since inception	Benchmark Name	1 Year BM	3 Year BM	5Y BM	10Y BM	Since Inception BM
			%	Average annual compounded return (%)					%	Average annual compounded return (%)			
	Privilege Distribution	16/12/2013	N.A.	N.A.	N.A.	N.A.	N.A.	N.A.	N.A.	N.A.	N.A.	N.A.	N.A.
BNP Paribas Funds SMaRT Food													
	Classic Capitalisation	15/04/2015	-0.07%	0.04%	0.03%	N.A.	0.02%	MSCI AC World (EUR) NR	0.06%	0.11%	0.09%	N.A.	0.07%
	Classic RH USD Capitalisation	21/04/2017	-0.05%	0.06%	0.05%	N.A.	0.05%	MSCI AC World (Hedged in USD) NR	0.07%	0.11%	0.10%	N.A.	0.10%
	Classic RH USD MD Distribution	12/12/2019	-0.05%	0.06%	N.A.	N.A.	0.03%	MSCI AC World (Hedged in USD) NR	0.07%	0.11%	N.A.	N.A.	0.09%
	Classic SGD Capitalisation	15/03/2018	-0.03%	-0.05%	-0.02%	N.A.	-0.01%	MSCI AC World (EUR) NR	0.10%	0.07%	0.07%	N.A.	0.08%
	Classic USD Capitalisation	15/03/2018	0.00%	0.01%	0.01%	N.A.	0.01%	MSCI AC World (EUR) NR	0.14%	0.07%	0.07%	N.A.	0.07%

Sub-Fund	Shares	Inception date	1 Year	3 Years	5 Years	10 Years	Since inception	Benchmark Name	1 Year BM	3 Year BM	5Y BM	10Y BM	Since Inception BM
			%	Average annual compounded return (%)					%	Average annual compounded return (%)			
BNP Paribas Funds Sustainable Asia Ex-Japan Equity													
	Classic Capitalisation	06/04/1999	-0.04%	-0.06%	-0.02%	0.03%	0.06%	MSCI AC Asia ex-Japan (NR)	-0.01%	-0.03%	0.01%	0.04%	0.07%
	Classic Distribution	06/04/1999	-0.04%	-0.06%	-0.02%	0.03%	0.06%	MSCI AC Asia ex-Japan (NR)	-0.01%	-0.03%	0.01%	0.04%	0.07%
	Classic EUR Capitalisation	06/04/1999	-0.11%	-0.03%	-0.01%	0.05%	0.06%	MSCI AC Asia ex-Japan (NR)	-0.08%	0.00%	0.02%	0.06%	0.06%
	Classic EUR Distribution	06/04/1999	-0.11%	-0.03%	-0.01%	0.05%	0.06%	MSCI AC Asia ex-Japan (NR)	-0.08%	0.00%	0.02%	0.06%	0.06%
	Classic MD Distribution	13/06/2019	-0.04%	-0.06%	N.A.	N.A.	-0.02%	MSCI AC Asia ex-Japan (NR)	-0.01%	-0.03%	N.A.	N.A.	0.02%
	Classic RH AUD Capitalisation	20/5/2016	-0.07%	-0.08%	-0.04%	N.A.	0.03%	MSCI AC Asia ex-Japan AUD Hedged (NR) index MSCI AC Asia ex-Japan AUD Hedged (NR) index	-0.08%	0.01%	0.03%	N.A.	0.07%
	Classic RH SGD Capitalisation	20/5/2016	-0.06%	-0.07%	-0.03%	N.A.	0.04%	MSCI AC Asia ex-Japan SGD Hedged (NR) Index	-0.07%	0.01%	0.04%	N.A.	0.08%

Sub-Fund	Shares	Inception date	1 Year	3 Years	5 Years	10 Years	Since inception	Benchmark Name	1 Year BM	3 Year BM	5Y BM	10Y BM	Since Inception BM
			%	Average annual compounded return (%)					%	Average annual compounded return (%)			
	I Capitalisation	08/09/2004	-0.03%	-0.05%	-0.01%	0.04%	0.08%	MSCI AC Asia ex-Japan (NR)	-0.01%	-0.03%	0.01%	0.04%	0.07%
	I EUR Capitalisation	08/09/2004	-0.10%	-0.02%	0.00%	0.06%	0.08%	MSCI AC Asia ex-Japan (NR)	-0.08%	0.00%	0.02%	0.06%	0.08%
	Privilege Capitalisation	15/07/2011	-0.03%	-0.05%	-0.01%	0.04%	0.02%	MSCI AC Asia ex-Japan (NR)	-0.01%	-0.03%	0.01%	0.04%	0.03%
	Privilege EUR Capitalisation	13/06/2019	-0.10%	-0.02%	N.A.	N.A.	0.00%	MSCI AC Asia ex-Japan (NR)	-0.08%	0.00%	N.A.	N.A.	0.03%
	Privilege EUR Distribution	14/02/2013	-0.10%	-0.02%	0.00%	0.06%	0.05%	MSCI AC Asia ex-Japan (NR)	-0.08%	0.00%	0.02%	0.06%	0.05%
BNP Paribas Funds Sustainable Asian Cities Bond													
	Classic Capitalisation	28/05/1998	0.00%	-0.06%	-0.02%	0.00%	0.04%	JP Morgan Asia Credit JACI (USD) RI	0.02%	-0.03%	0.02%	0.03%	0.06%
	Classic Distribution	28/05/1998	0.00%	-0.06%	-0.02%	0.00%	0.04%	JP Morgan Asia Credit JACI (USD) RI	0.02%	-0.03%	0.02%	0.03%	0.06%
	Classic EUR Capitalisation	30/09/2010	-0.08%	-0.03%	0.00%	0.02%	0.03%	JP Morgan Asia Credit JACI (USD) RI	-0.06%	0.01%	0.03%	0.05%	0.05%

Sub-Fund	Shares	Inception date	1 Year	3 Years	5 Years	10 Years	Since inception	Benchmark Name	1 Year BM	3 Year BM	5Y BM	10Y BM	Since Inception BM
			%	Average annual compounded return (%)					%	Average annual compounded return (%)			
	Classic EUR Distribution	26/04/2012	-0.08%	-0.03%	0.00%	0.02%	0.02%	JP Morgan Asia Credit JACI (USD) RI	-0.06%	0.01%	0.03%	0.05%	0.05%
	Classic MD Distribution	29/11/2010	0.00%	-0.06%	-0.02%	0.00%	0.01%	JP Morgan Asia Credit JACI (USD) RI	0.02%	-0.03%	0.02%	0.03%	0.03%
	Classic RH AUD MD Distribution	15/02/2013	-0.02%	-0.07%	-0.03%	0.00%	0.00%	JP Morgan Asia Credit JACI (Hedged in AUD) RI	0.01%	-0.03%	0.01%	0.04%	0.03%
	Classic RH HKD MD	28/12/2022	0.00%	0.00%	0.00%	0.00%	0.77%	JPM Asia Credit Index -- Classic RH HKD MD	0.00%	0.00%	0.00%	0.00%	1.48%
	Classic RH SGD MD Distribution	07/08/2012	-0.02%	-0.07%	-0.02%	0.00%	0.00%	JP Morgan Asia Credit JACI (Hedged in SGD) RI	0.01%	-0.03%	0.01%	0.03%	0.02%
	I Capitalisation	03/02/2009	0.00%	-0.06%	-0.01%	0.01%	0.04%	JP Morgan Asia Credit JACI (USD) RI	0.02%	-0.03%	0.02%	0.03%	0.05%
	Privilege Capitalisation	11/02/2013	0.00%	-0.06%	-0.01%	0.01%	0.00%	JP Morgan Asia Credit JACI (USD) RI	0.02%	-0.03%	0.02%	0.03%	0.02%
	Privilege Distribution	10/12/2013	0.00%	-0.06%	-0.01%	N.A.	0.01%	JP Morgan Asia Credit JACI (USD) RI	0.02%	-0.03%	0.02%	N.A.	0.03%

Sub-Fund	Shares	Inception date	1 Year	3 Years	5 Years	10 Years	Since inception	Benchmark Name	1 Year BM	3 Year BM	5Y BM	10Y BM	Since Inception BM
			%	Average annual compounded return (%)					%	Average annual compounded return (%)			
BNP Paribas Funds Sustainable Europe Dividend													
	Classic Capitalisation	16/10/2000	0.12%	0.08%	0.04%	0.04%	0.00%	MSCI EUROPE (NR)	0.14%	0.11%	0.06%	0.07%	0.03%
	Classic Distribution	16/10/2000	0.12%	0.08%	0.04%	0.04%	0.00%	MSCI EUROPE (NR)	0.14%	0.11%	0.06%	0.07%	0.03%
	I Capitalisation	17/10/2000	0.13%	0.09%	0.05%	0.05%	0.01%	MSCI EUROPE (NR)	0.14%	0.11%	0.06%	0.07%	0.03%
	Privilege Capitalisation	17/10/2000	0.13%	0.09%	0.05%	0.04%	0.01%	MSCI EUROPE (NR)	0.14%	0.11%	0.06%	0.07%	0.03%
	Privilege Distribution	21/02/2013	0.13%	0.09%	0.05%	0.04%	0.05%	MSCI EUROPE (NR)	0.14%	0.11%	0.06%	0.07%	0.07%
BNP Paribas Funds Sustainable Global Corporate Bond													
	Classic Capitalisation	09/04/2008	0.02%	-0.04%	0.00%	0.02%	0.03%	50% Bloomberg Barclays US Aggregate Corporate (RI) + 50% Bloomberg Barclays Euro Aggregate Corporate (Hedged in USD) (RI)	0.02%	-0.03%	0.01%	0.03%	0.04%

Sub-Fund	Shares	Inception date	1 Year	3 Years	5 Years	10 Years	Since inception	Benchmark Name	1 Year BM	3 Year BM	5Y BM	10Y BM	Since Inception BM
			%	Average annual compounded return (%)					%	Average annual compounded return (%)			
	Classic Distribution	09/04/2008	0.02%	-0.04%	0.00%	0.02%	0.03%	50% Bloomberg Barclays US Aggregate Corporate (RI) + 50% Bloomberg Barclays Euro Aggregate Corporate (Hedged in USD) (RI)	0.02%	-0.03%	0.01%	0.03%	0.04%
	Classic H EUR Capitalisation	24/02/2014	-0.01%	-0.06%	-0.02%	N.A.	0.00%	50% Bloomberg Barclays US Aggregate Corporate (Hedged in EUR) RI + 50% Bloomberg Barclays Euro Aggregate Corporate (Hedged in EUR) RI	0.00%	-0.04%	-0.01%	N.A.	0.01%
	I Capitalisation	09/04/2008	0.02%	-0.03%	0.01%	0.02%	0.04%	50% Bloomberg Barclays US Aggregate Corporate (RI) + 50% Bloomberg Barclays Euro Aggregate Corporate (Hedged in USD) (RI)	0.02%	-0.03%	0.01%	0.03%	0.04%
	Privilege Capitalisation	09/04/2008	0.02%	-0.04%	0.01%	N.A.	0.03%	50% Bloomberg Barclays US Aggregate Corporate (RI) + 50% Bloomberg Barclays Euro Aggregate	0.02%	-0.03%	0.01%	N.A.	0.04%

Sub-Fund	Shares	Inception date	1 Year	3 Years	5 Years	10 Years	Since inception	Benchmark Name	1 Year BM	3 Year BM	5Y BM	10Y BM	Since Inception BM
			%	Average annual compounded return (%)					%	Average annual compounded return (%)			
								Corporate (Hedged in USD) (RI)					
BNP Paribas Funds Sustainable Global Equity													
	Classic Capitalisation	01/04/2015	0.11%	-0.01%	0.03%	N.A.	0.04%	MSCI AC World (NR)	0.14%	0.07%	0.07%	N.A.	0.08%
	Classic Distribution	28/12/2017	0.11%	-0.01%	0.03%	N.A.	0.04%	MSCI AC World (NR)	0.14%	0.07%	0.07%	N.A.	0.07%
	Classic EUR Capitalisation	29/01/2016	0.03%	0.02%	0.04%	N.A.	0.07%	MSCI AC World (NR)	0.06%	0.11%	0.09%	N.A.	0.10%
	Classic EUR Distribution	29/01/2016	0.03%	0.02%	0.04%	N.A.	0.07%	MSCI AC World (NR)	0.06%	0.11%	0.09%	N.A.	0.10%
	I Capitalisation	01/04/2015	0.12%	0.00%	0.04%	N.A.	0.06%	MSCI AC World (NR)	0.14%	0.07%	0.07%	N.A.	0.08%
	Privilege Capitalisation	01/04/2015	0.12%	0.00%	0.04%	N.A.	0.05%	MSCI AC World (NR)	0.14%	0.07%	0.07%	N.A.	0.08%
BNP Paribas Funds Sustainable Global Low Vol Equity													
	Classic Capitalisation	31/03/2011	-0.03%	0.07%	0.05%	0.08%	0.08%	MSCI World (NR)	0.07%	0.12%	0.10%	0.11%	0.11%

Sub-Fund	Shares	Inception date	1 Year	3 Years	5 Years	10 Years	Since inception	Benchmark Name	1 Year BM	3 Year BM	5Y BM	10Y BM	Since Inception BM
			%	Average annual compounded return (%)					%	Average annual compounded return (%)			
	Classic Distribution	31/03/2011	-0.03%	0.07%	0.05%	0.08%	0.08%	MSCI World (NR)	0.07%	0.12%	0.10%	0.11%	0.11%
	Classic USD Capitalisation	30/11/2012	0.05%	0.04%	0.04%	0.06%	0.06%	MSCI World (NR)	0.16%	0.08%	0.08%	0.09%	0.10%
	Classic USD Distribution	30/11/2012	0.05%	0.04%	0.04%	0.06%	0.06%	MSCI World (NR)	0.16%	0.08%	0.08%	0.09%	0.10%
	I Capitalisation	31/03/2011	-0.02%	0.08%	0.06%	0.09%	0.09%	MSCI World (NR)	0.07%	0.12%	0.10%	0.11%	0.11%
	I USD Capitalisation	Not launched yet	N.A.	N.A.	N.A.	N.A.	N.A.	N.A.	N.A.	N.A.	N.A.	N.A.	N.A.
	Privilege Capitalisation	09/05/2012	-0.02%	0.08%	0.06%	0.09%	0.09%	MSCI World (NR)	0.07%	0.12%	0.10%	0.11%	0.12%
BNP Paribas Funds Sustainable Multi-Asset Balanced ¹¹													
	Classic RH AUD MD Distribution	25/02/2021	-0.02%	N.A.	N.A.	N.A.	0.00%	50% MSCI World (NR) Hedged in AUD + 50% Bloomberg Barclays Euro Aggregate (RI) Hedged in AUD	0.02%	N.A.	N.A.	N.A.	0.01%
	Classic RH CAD MD Distribution	25/02/2021	0.00%	N.A.	N.A.	N.A.	0.00%	50% MSCI World (NR) Hedged in CAD + 50% Bloomberg	0.04%	N.A.	N.A.	N.A.	0.03%

Sub-Fund	Shares	Inception date	1 Year	3 Years	5 Years	10 Years	Since inception	Benchmark Name	1 Year BM	3 Year BM	5Y BM	10Y BM	Since Inception BM
			%	Average annual compounded return (%)					%	Average annual compounded return (%)			
								Barclays Euro Aggregate (RI) Hedged in CAD					
	Classic RH HKD MD Distribution	25/02/2021	0.00%	N.A.	N.A.	N.A.	-0.01%	50% MSCI World (NR) Hedged in HKD + 50% Bloomberg Barclays Euro Aggregate (RI) Hedged in HKD	0.03%	N.A.	N.A.	N.A.	0.02%
	Classic RH SGD Capitalisation	Not launched yet	-0.01%	N.A.	N.A.	N.A.	-0.05%	50% MSCI World (NR) Hedged in SGD + 50% Bloomberg Barclays Euro Aggregate (RI) Hedged in SGD	0.03%	N.A.	N.A.	N.A.	-0.02%
	Classic RH SGD MD Distribution	25/02/2021	-0.01%	N.A.	N.A.	N.A.	-0.01%	50% Bloomberg Barclays Euro Aggregate (Hedged in SGD) RI + 50% MSCI AC World (Hedged in SGD) NR	0.03%	N.A.	N.A.	N.A.	0.02%
	Classic RH USD Capitalisation	13/02/2019	0.00%	0.03%	N.A.	N.A.	0.04%	50% MSCI World (Hedged in USD) (NR) + 50% Bloomberg Barclays Euro Aggregate (Hedged in USD) (RI)	0.12%	0.00%	N.A.	N.A.	0.04%

Sub-Fund	Shares	Inception date	1 Year	3 Years	5 Years	10 Years	Since inception	Benchmark Name	1 Year BM	3 Year BM	5Y BM	10Y BM	Since Inception BM
			%	Average annual compounded return (%)					%	Average annual compounded return (%)			
	Classic RH USD MD Distribution	24/07/2020	0.00%	0.03%	N.A.	N.A.	0.03%	50% MSCI World (Hedged in USD) (NR) + 50% Bloomberg Barclays Euro Aggregate (Hedged in USD) (RI)	0.12%	0.00%	N.A.	N.A.	0.02%
BNP Paribas Funds Sustainable Multi-Asset Growth ¹¹													
	Classic RH SGD Capitalisation	03/09/2021	0.00%	N.A.	N.A.	N.A.	-0.04%	25% Bloomberg Barclays Euro Aggregate (Hedged in SGD) RI + 75% MSCI AC World (Hedged in SGD) NR	0.05%	N.A.	N.A.	N.A.	0.01%
	Classic RH USD Capitalisation	Not Launched yet	0.01%	N.A.	N.A.	N.A.	-0.04%	75% MSCI World (NR) + 25% Bloomberg Barclays Euro Aggregate (RI) (Hedged in USD)	0.06%	N.A.	N.A.	N.A.	0.01%
	Classic RH USD MD Distribution	24/07/2020	0.01%	0.06%	N.A.	N.A.	0.06%	75% MSCI World (NR) + 25% Bloomberg Barclays Euro Aggregate (RI) (Hedged in USD)	0.06%	0.08%	N.A.	N.A.	0.09%

Sub-Fund	Shares	Inception date	1 Year	3 Years	5 Years	10 Years	Since inception	Benchmark Name	1 Year BM	3 Year BM	5Y BM	10Y BM	Since Inception BM
			%	Average annual compounded return (%)					%	Average annual compounded return (%)			
	Classic RH USD Capitalisation	Not Launched yet	N.A.	N.A.	N.A.	N.A.	N.A.	25% Bloomberg Barclays Euro Aggregate (Hedged in USD) RI + 75% MSCI AC World (Hedged in USD) NR	N.A.	N.A.	N.A.	N.A.	N.A.
	Classic RH SGD MD Distribution	25/2/2021	0.00%	N.A.	N.A.	N.A.	0.02%	75% MSCI World (NR) Hedged in SGD + 25% Bloomberg Barclays Euro Aggregate (RI) Hedged in SGD	0.05%	N.A.	N.A.	N.A.	0.06%
BNP Paribas Funds Sustainable US Value Multi-Factor Equity													
	Classic Capitalisation	15/09/2017	0.12%	0.12%	0.06%	N.A.	0.08%	MSCI USA Value (USD) NR	0.07%	0.10%	0.06%	N.A.	0.07%
	Classic Distribution	15/09/2017	0.12%	0.12%	0.06%	N.A.	0.08%	MSCI USA Value (USD) NR	0.07%	0.10%	0.06%	N.A.	0.07%
	Classic EUR Capitalisation	15/09/2017	0.03%	0.16%	0.08%	N.A.	0.10%	MSCI USA Value (USD) NR	0.05%	0.08%	0.05%	N.A.	0.06%

Sub-Fund	Shares	Inception date	1 Year	3 Years	5 Years	10 Years	Since inception	Benchmark Name	1 Year BM	3 Year BM	5Y BM	10Y BM	Since Inception BM
			%	Average annual compounded return (%)					%	Average annual compounded return (%)			
	Classic H EUR Capitalisation	15/09/2017	0.08%	0.10%	0.04%	N.A.	0.06%	MSCI USA Value (Hedged in EUR) NR	0.05%	0.08%	0.05%	N.A.	0.06%
	Classic H EUR Distribution	15/09/2017	0.08%	0.10%	0.04%	N.A.	0.06%	MSCI USA Value (Hedged in EUR) NR	0.05%	0.08%	0.05%	N.A.	0.06%
	I Capitalisation	15/09/2017	0.13%	0.14%	0.07%	N.A.	0.09%	MSCI USA Value (USD) NR	0.07%	0.10%	0.06%	N.A.	0.07%
	IH EUR Capitalisation	15/09/2017	0.09%	0.12%	0.05%	N.A.	0.07%	MSCI USA Value (Hedged in EUR) NR	0.05%	0.08%	0.05%	N.A.	0.06%
	Privilege Capitalisation	15/09/2017	0.12%	0.13%	0.07%	N.A.	0.09%	MSCI USA Value (USD) NR	0.07%	0.10%	0.06%	N.A.	0.07%
BNP Paribas Funds Target Risk Balanced ¹²													
	Classic Capitalisation	05/01/1998	-0.01%	-0.03%	-0.01%	0.02%	0.02%	N.A.	N.A.	N.A.	N.A.	N.A.	N.A.
	Classic Distribution	05/01/1998	-0.01%	-0.03%	-0.01%	0.02%	0.02%	N.A.	N.A.	N.A.	N.A.	N.A.	N.A.
	I Capitalisation	05/01/1998	0.00%	-0.02%	0.00%	0.03%	0.02%	N.A.	N.A.	N.A.	N.A.	N.A.	N.A.

Sub-Fund	Shares	Inception date	1 Year	3 Years	5 Years	10 Years	Since inception	Benchmark Name	1 Year BM	3 Year BM	5Y BM	10Y BM	Since Inception BM
			%	Average annual compounded return (%)					%	Average annual compounded return (%)			
	Privilege Capitalisation	05/01/1998	0.00%	-0.02%	0.00%	0.02%	0.02%	N.A.	N.A.	N.A.	N.A.	N.A.	N.A.
	Privilege Distribution	22/02/2013	0.00%	-0.02%	0.00%	0.02%	0.02%	N.A.	N.A.	N.A.	N.A.	N.A.	N.A.
BNP Paribas Funds US Growth													
	Classic Capitalisation	29/06/1994	0.06%	0.11%	0.13%	0.09%	0.06%	Russell 1000 Growth (RI)	0.22%	0.08%	0.14%	0.16%	0.12%
	Classic Distribution	29/06/1994	0.06%	0.11%	0.13%	0.09%	0.06%	Russell 1000 Growth (RI)	0.22%	0.08%	0.14%	0.16%	0.12%
	Classic EUR Capitalisation	29/09/2010	0.10%	0.09%	0.12%	0.15%	0.14%	Russell 1000 Growth (RI)	0.13%	0.12%	0.15%	0.18%	0.18%
	Classic H EUR Capitalisation	25/05/2012	0.15%	0.04%	0.08%	0.11%	0.11%	Russell 1000 Growth (RI) EUR Hedged	0.19%	0.06%	0.11%	0.14%	0.14%
	I Capitalisation	30/12/2005	0.20%	0.07%	0.12%	0.14%	0.11%	Russell 1000 Growth (RI)	0.22%	0.08%	0.14%	0.16%	0.12%
	Privilege Capitalisation	13/02/2013	0.20%	0.07%	0.12%	0.14%	0.13%	Russell 1000 Growth (RI)	0.22%	0.08%	0.14%	0.16%	0.16%

Sub-Fund	Shares	Inception date	1 Year	3 Years	5 Years	10 Years	Since inception	Benchmark Name	1 Year BM	3 Year BM	5Y BM	10Y BM	Since Inception BM
			%	Average annual compounded return (%)					%	Average annual compounded return (%)			
BNP Paribas Funds US Mid Cap													
	Classic Capitalisation	31/01/2006	0.11%	0.09%	0.04%	0.06%	0.07%	Russell MidCap (RI)	0.08%	0.09%	0.07%	0.10%	0.09%
	Classic Distribution	31/01/2006	0.11%	0.09%	0.04%	0.06%	0.07%	Russell MidCap (RI)	0.08%	0.09%	0.07%	0.10%	0.09%
	Classic EUR Capitalisation	31/01/2006	0.03%	0.12%	0.06%	0.08%	0.07%	Russell MidCap (RI)	0.00%	0.13%	0.09%	0.12%	0.09%
	Classic H SGD Capitalisation	20/05/2014	0.09%	0.08%	0.04%	N.A.	0.04%	Russell MidCap (RI)	0.07%	0.08%	0.06%	N.A.	0.09%
	I Capitalisation	31/01/2006	0.12%	0.10%	0.06%	0.07%	0.08%	Russell MidCap (RI)	0.08%	0.09%	0.07%	0.10%	0.09%
BNP Paribas Funds US Small Cap													
	Classic Capitalisation	19/03/2001	0.05%	0.07%	0.04%	0.08%	0.08%	Russel 2000 (USD) RI	0.05%	0.08%	0.03%	0.08%	0.08%
	Classic Distribution	19/03/2001	0.05%	0.07%	0.04%	0.08%	0.08%	Russel 2000 (USD) RI	0.05%	0.08%	0.03%	0.08%	0.08%
	Classic EUR Capitalisation	19/03/2001	-0.03%	0.11%	0.06%	0.11%	0.07%	Russel 2000 (USD) RI	-0.03%	0.12%	0.05%	0.10%	0.07%

Sub-Fund	Shares	Inception date	1 Year	3 Years	5 Years	10 Years	Since inception	Benchmark Name	1 Year BM	3 Year BM	5Y BM	10Y BM	Since Inception BM
			%	Average annual compounded return (%)					%	Average annual compounded return (%)			
	Classic EUR Distribution	19/03/2001	-0.03%	0.11%	0.06%	0.11%	0.07%	Russel 2000 (USD) RI	-0.03%	0.12%	0.05%	0.10%	0.07%
	Classic H EUR Capitalisation	15/07/2011	0.01%	0.05%	0.02%	0.07%	0.07%	Russell 2000 (Hedged in EUR) (RI)	0.02%	0.06%	0.01%	0.06%	0.07%
	Classic H SGD Capitalisation	16/10/2020	0.03%	N.A.	N.A.	N.A.	0.05%	Russel 2000 (Hedged in SGD) (RI)	0.03%	N.A.	N.A.	N.A.	0.06%
	I Capitalisation	24/09/2003	0.06%	0.08%	0.05%	0.10%	0.10%	Russel 2000 (USD) RI	0.05%	0.08%	0.03%	0.08%	0.08%
	I EUR Capitalisation	Not launched yet	N.A.	N.A.	N.A.	N.A.	N.A.	N.A.	N.A.	N.A.	N.A.	N.A.	N.A.
	Privilege Capitalisation	09/08/2011	0.06%	0.08%	0.05%	0.09%	0.11%	Russel 2000 (USD) RI	0.05%	0.08%	0.03%	0.08%	0.10%
	Privilege Distribution	22/07/2013	0.06%	0.08%	0.05%	0.09%	0.09%	Russel 2000 (USD) RI	0.05%	0.08%	0.03%	0.08%	0.07%
BNP Paribas Funds USD Money Market													
	Classic Capitalisation	26/07/1990	0.05%	0.02%	0.02%	0.01%	0.02%	USD SOFR Secured Overnight Financing rate	0.04%	0.02%	0.02%	0.01%	0.02%

Sub-Fund	Shares	Inception date	1 Year	3 Years	5 Years	10 Years	Since inception	Benchmark Name	1 Year BM	3 Year BM	5Y BM	10Y BM	Since Inception BM
			%	Average annual compounded return (%)					%	Average annual compounded return (%)			
	Classic Distribution	21/10/1998	0.05%	0.02%	0.02%	0.01%	0.03%	USD SOFR Secured Overnight Financing rate	0.04%	0.02%	0.02%	0.01%	0.03%
	I Capitalisation	26/07/1990	0.05%	0.02%	0.02%	0.01%	0.03%	USD SOFR Secured Overnight Financing rate	0.04%	0.02%	0.02%	0.01%	0.03%
	Privilege Capitalisation	26/07/1990	0.05%	0.02%	0.02%	0.01%	0.03%	USD SOFR Secured Overnight Financing rate	0.04%	0.02%	0.02%	0.01%	0.03%
BNP Paribas Funds													
USD Short Duration Bond													
	Classic Capitalisation	30/03/1990	0.02%	-0.01%	0.01%	0.01%	0.04%	ICE BofA 1-3 Year US Treasury Index	0.01%	-0.01%	0.01%	0.01%	0.05%
	Classic Distribution	27/12/2017	0.02%	-0.01%	0.01%	N.A.	0.01%	ICE BofA 1-3 Year US Treasury Index	0.01%	-0.01%	0.01%	N.A.	0.01%
	Classic EUR Capitalisation	24/10/2019	-0.05%	0.02%	N.A.	N.A.	0.01%	ICE BofA 1-3 Year US Treasury Index	-0.06%	0.02%	N.A.	N.A.	0.01%
	Classic MD Distribution	9/12/1996	0.02%	-0.01%	0.01%	0.01%	0.03%	ICE BofA 1-3 Year US Treasury Index	0.01%	-0.01%	0.01%	0.01%	0.04%

Sub-Fund	Shares	Inception date	1 Year	3 Years	5 Years	10 Years	Since inception	Benchmark Name	1 Year BM	3 Year BM	5Y BM	10Y BM	Since Inception BM
			%	Average annual compounded return (%)					%	Average annual compounded return (%)			
	Classic H EUR Capitalisation	29/6/2004	0.00%	-0.03%	-0.01%	-0.01%	0.01%	ICE BofAML US Corp & Govt 1-5 Yr (Hedged in EUR) RI	-0.01%	-0.03%	-0.01%	0.00%	0.02%
	I Capitalisation	30/03/1990	0.03%	-0.01%	0.02%	0.01%	0.04%	ICE BofA 1-3 Year US Treasury Index	0.01%	-0.01%	0.01%	0.01%	0.05%
	Privilege Capitalisation	30/03/1990	0.02%	-0.01%	0.01%	0.01%	0.04%	ICE BofA 1-3 Year US Treasury Index	0.01%	-0.01%	0.01%	0.01%	0.05%
	Privilege Distribution	04/04/2014	0.02%	-0.01%	N.A.	N.A.	0.00%	ICE BofA 1-3 Year US Treasury Index	0.01%	-0.01%	N.A.	N.A.	0.01%

Notes:

1. *Source: Internal data from BNPPARIBAS ASSET MANAGEMENT.*
2. *Performance calculations with respect to the categories of Shares of the sub-funds are based on a single pricing basis, taking into account assumed entry costs and exit fees (where applicable) and on the assumption that all distributions or dividends are reinvested, taking into account any applicable charges payable upon such reinvestment.*
3. *The since inception benchmark returns are calculated with respect to the inception dates of the relevant categories of Shares (the relevant categories are indicated in brackets below each since inception benchmark return).*
4. *Investors should note that the past performances of the sub-funds are not necessarily indicative of the future performances of the sub-funds.*
5. *For sub-funds where no performance figures are available for the relevant period, the term "N.A." has been inserted.*
6. *Where the performance figure or benchmark figure is stated as "0.00%", the actual value is inconsequential.*
7. *The benchmark is used for performance comparison only. The sub-fund BNP Paribas Funds Ecosystem Restoration is not benchmark-constrained and its performance may deviate significantly from that of the benchmark.*
8. *There is no benchmark against which the performance of BNP Paribas Funds Emerging Multi-Asset Income is measured as there is no corresponding index currently available in the market that is truly representative of the asset classes of both sub-funds.*

9. *The benchmark against which the performance of the sub-fund BNP Paribas Funds Green Tigers is measured is not sustainability-related but instead a standard broad market index. The Management Company is of the view that the environmental strategy of the sub-fund BNP Paribas Funds Green Tigers, being aligned with the transition to a more sustainable economy, can outperform the broader economy over the medium to long-term. Hence, it would be preferable to adopt a standard broad market index to demonstrate the outperformance.*
10. *BNP Paribas Funds Multi-Asset Thematic is actively managed without reference to an index.*
11. *The benchmarks against which the performance of the sub-funds, BNP Paribas Funds Sustainable Multi-Asset Balanced and BNP Paribas Funds Sustainable Multi-Asset Growth are measured are not sustainability-related, but are instead more commonly known yardsticks provided to investors so that they may evaluate the performance of the sub-funds. In the long run, this would also be a way to assess the performance of sustainable investments against commonly known benchmarks.*
12. *There is no reference benchmark against which the performance of the BNP Paribas Funds Target Risk Balanced sub-fund will be measured. The investment approach of the sub-fund is to invest in a wide range of transferable securities, cash and also in financial derivative instruments which would vary from time to time in accordance with the risk allocation undertaken by the Manager. In the circumstances, there is no corresponding nominally weighted index or composite of nominally weighted indices which would be applicable or relevant for the benchmarking of the sub-fund. Accordingly, no benchmark has been provided for the sub-fund.*
13. *There is no performance to be disclosed for the sub fund BNP Paribas Funds Russia Equity as the NAV calculation has been suspended since 1st March 2022.*

26.2 Expense Ratios and Turnover Ratios of the Sub-Funds

The expense ratios and the turnover ratios of the sub-funds for the financial year ended on 31 December 2022 are as follows:

Sub-Fund/ Category	Expense Ratio ^{(1) (2)}	Turnover Ratio ⁽³⁾
BNP Paribas Funds Aqua		
Category Classic (Cap)	2.23%	20.21%
Category Classic (Dis)	2.23%	
Category Classic RH SGD MD	2.23%	
Category Classic RH USD (Cap)	2.22%	
Category Classic RH USD MD (Dis)	2.23%	
Category Classic SGD (Cap)	2.23%	
Category Classic USD (Cap)	2.23%	
Category Classic USD (Dis)	2.23%	
Category Privilege (Cap)	1.17%	
Category Privilege USD (Cap)	1.11%	
Category I (Cap)	1.11%	
Category I USD (Cap)	1.17%	
BNP Paribas Funds Asia Tech Innovators		
Category Classic (Cap)	N.A.	4.24%
Category Classic RH SGD (Cap)	N.A.	
BNP Paribas Funds Brazil Equity		
Category Classic (Cap)	2.23%	327.23%
Category Classic (Dis)	2.23%	

Sub-Fund/ Category	Expense Ratio^{(1) (2)}	Turnover Ratio⁽³⁾
Category Classic EUR (Cap)	2.23%	
Category Privilege (Cap)	1.23%	
Category I (Cap)	1.11%	
BNP Paribas Funds China A-Shares		26.74%
Category Classic (Cap)	2.23%	
Category Classic (Dis)	2.23%	
Category Privilege EUR (Cap)		
BNP Paribas Funds China Equity		17.02%
Category Classic (Cap)	2.23%	
Category Classic (Dis)	2.23%	
Category Classic EUR (Cap)	2.23%	
Category Classic EUR (Dis)	2.23%	
Category Classic RH SGD (Cap)	2.23%	
Category Classic RH SGD MD (Dis)	2.23%	
Category Privilege (Cap)	1.23%	
Category Privilege (Dis)	1.23%	
Category I (Cap)	1.11%	
BNP Paribas Funds Climate Impact		32.15%
Category Classic (Cap)	2.68%	
Category Classic USD (Cap)	2.68%	
Category U2 HKD (Cap)	1.98%	

Sub-Fund/ Category	Expense Ratio^{(1) (2)}	Turnover Ratio⁽³⁾
Category U2 HKD (Dis)	1.98%	
Category U2 HKD MD	1.98%	
Category U2 RH AUD (Dis)	1.98%	
Category U2 RH CHF (Dis)	1.98%	
Category U2 RH CNH (Cap)	1.98%	
Category U2 RH CNH (Dis)	1.98%	
Category U2 RH CNH MD	1.98%	
Category U2 RH EUR (Cap)	1.98%	
Category U2 RH EUR (Dis)	1.98%	
Category U2 RH EUR MD	1.98%	
Category U2 RH GBP (Dis)	1.98%	
Category U2 RH SGD (Cap)	1.98%	
Category U2 RH SGD (Dis)	1.98%	
Category U2 RH SGD MD	1.98%	
Category U2 RH USD (Cap)	1.98%	
Category U2 USD (Cap)	1.98%	
Category U2 USD (Dis)	1.98%	
Category U2 USD MD	1.98%	
BNP Paribas Funds Consumer Innovators		17.77%
Category Classic (Cap)	1.98%	
Category Classic (Dis)	1.98%	
Category Classic HKD (Cap)	1.98%	
Category Classic RH SGD (Cap)	1.99%	
Category Classic USD (Cap)	1.98%	

Sub-Fund/ Category	Expense Ratio^{(1) (2)}	Turnover Ratio⁽³⁾
Category Privilege (Cap)	1.08%	
Category Privilege (Dis)	1.08%	
Category I (Cap)	0.96%	
BNP Paribas Funds Disruptive Technology		22.89%
Category Classic (Cap)	1.98%	
Category Classic (Dis)	1.98%	
Category Classic USD (Cap)	1.98%	
Category Classic USD (Dis)	1.98%	
Category Privilege (Cap)	1.08%	
Category Privilege (Dis)	1.08%	
Category Privilege USD (Cap)	1.08%	
Category I (Cap)	0.96%	
BNP Paribas Funds Ecosystem Restoration		198.56%
Category Classic RH SGD (Cap)	1.98%	
Category Classic USD (Cap)	1.98%	
Category Privilege USD (Cap)	1.08%	
Category I USD (Cap)	0.96%	
BNP Paribas Funds Emerging Bond		86.42%
Category Classic (Cap)	1.63%	
Category Classic (Dis)	1.63%	
Category Classic EUR (Cap)	1.63%	
Category Classic EUR (Dis)	1.63%	

Sub-Fund/ Category	Expense Ratio^{(1) (2)}	Turnover Ratio⁽³⁾
Category Classic MD (Dis)	1.63%	
Category Privilege (Cap)	0.73%	
Category I (Cap)	0.73%	
Category IH EUR (Cap)	0.73%	
BNP Paribas Funds Emerging Bond Opportunities		94.41%
Category Classic (Cap)	1.91%	
Category Classic (Dis)	1.91%	
Category Classic EUR MD (Dis)	1.91%	
Category Classic HKD MD (Dis)	1.91%	
Category Classic MD (Dis)	1.91%	
Category Classic RH AUD MD (Dis)	1.91%	
Category Classic RH CNH MD (Dis)	1.9%	
Category Classic RH EUR (Cap)	1.91%	
Category Classic RH EUR (Dis)	1.91%	
Category Classic RH SGD MD (Dis)	1.91%	
Category Classic RH HKD MD (Dis)	1.91%	
Category I RH EUR (Cap)	0.81%	
Category Privilege (Cap)	1.06%	
Category I (Cap)	0.81%	
BNP Paribas Funds Emerging Equity		65.62%
Category Classic (Cap)	2.23%	
Category Classic (Dis)	2.23%	
Category Classic EUR (Cap)	2.21%	

Sub-Fund/ Category	Expense Ratio^{(1) (2)}	Turnover Ratio⁽³⁾
Category Classic EUR (Dis)	2.23%	
Category Privilege (Cap)	1.23%	
Category I (Cap)	1.11%	
BNP Paribas Funds Emerging Multi-Asset Income		149.48%
Category Classic (Cap)	1.70%	
Category Classic MD (Dis)	1.70%	
Category Classic HKD MD (Dis)	1.707%	
Category Classic RH AUD MD (Dis)	1.70%	
Category Classic RH CNH MD (Dis)	1.70%	
Category Classic RH EUR (Cap)	1.70%	
Category Classic RH SGD MD (Dis)	1.70%	
Category I (Cap)	0.84%	
BNP Paribas Funds Energy Transition		149.81%
Category Classic (Cap)	1.98%	
Category Classic (Dis)	1.98%	
Category Classic RH SGD (Cap)	1.98%	
Category Classic RH USD (Cap)	1.98%	
Classic Solidarity (Dis)	1.98%	
Classic Solidarity H EUR (Cap)	1.98%	
Category Classic USD (Cap)	1.98%	
Category Classic USD (Dis)	1.98%	
Category Privilege (Cap)	1.08%	
Category Privilege (Dis)	1.08%	

Sub-Fund/ Category	Expense Ratio^{(1) (2)}	Turnover Ratio⁽³⁾
Category Privilege USD (Cap)	1.08%	
Category I (Cap)	0.96%	
Category I USD (Cap)	0.96%	
BNP Paribas Funds Environmental Absolute Return Thematic Equity (EARTH)		169.05%
Category Classic (Cap)	1.83%	
Category Classic (Dis)	1.83%	
Category Classic RH SGD (Cap)	1.83%	
BNP Paribas Funds Euro Bond		56.42%
Category Classic (Cap)	1.14%	
Category Classic (Dis)	1.14%	
Category Privilege (Cap)	0.69%	
Category I (Cap)	0.49%	
BNP Paribas Funds Euro Corporate Bond		307.80%
Category Classic (Cap)	1.15%	
Category Classic (Dis)	1.15%	
Category Privilege (Cap)	0.68%	
Category I (Cap)	0.50%	
BNP Paribas Funds Euro Equity		62.97%
Category Classic (Cap)	1.98%	
Category Classic (Dis)	1.98%	

Sub-Fund/ Category	Expense Ratio^{(1) (2)}	Turnover Ratio⁽³⁾
Category Classic H USD (Cap)	1.98%	
Category Classic USD (Cap)	1.98%	
Category Privilege (Cap)	1.08%	
Category Privilege (Dis)	1.08%	
Category I (Cap)	0.96%	
BNP Paribas Funds Euro Government Bond		192.82%
Category Classic (Cap)	1.08%	
Category Classic (Dis)	1.08%	
Category Privilege (Cap)	0.63%	
Category I (Cap)	0.43%	
BNP Paribas Funds Euro High Yield Bond		170.84%
Category Classic (Cap)	1.57%	
Category Classic H USD MD (Dis)	1.57%	
Category Privilege (Cap)	0.88%	
Category Privilege (Dis)	0.88%	
Category I (Cap)	0.73%	
BNP Paribas Funds Euro Money Market		95.09%
Category Classic (Cap)	0.42%	
Category Classic (Dis)	0.42%	
Category Privilege (Cap)	0.27%	
Category I (Cap)	0.21%	

Sub-Fund/ Category	Expense Ratio^{(1) (2)}	Turnover Ratio⁽³⁾
BNP Paribas Funds Europe Convertible		
Category Classic (Cap)	1.63%	44.41%
Category Classic (Dis)	1.63%	
Category Privilege (Cap)	0.98%	
Category Privilege (Dis)	0.98%	
Category I (Cap)	0.81%	
Category I (Dis)	0.81%	
BNP Paribas Funds Europe Equity		
Category Classic (Cap)	1.98%	40.68%
Category Classic (Dis)	1.98%	
Category Classic USD (Cap)	1.98%	
Category Privilege (Cap)	1.08%	
Category Privilege (Dis)	1.08%	
Category I (Cap)	0.96%	
Category I USD (Cap)	N/A	
BNP Paribas Funds Europe Growth		
Category Classic (Cap)	1.98%	45.74%
Category Classic (Dis)	1.98%	
Category Classic RH SGD MD (Dis)	1.98%	
Category Classic RH USD MD (Dis)	1.98%	
Category Classic RH SGD (Cap)	1.98%	
Category Classic RH USD (Cap)	1.98%	

Sub-Fund/ Category	Expense Ratio^{(1) (2)}	Turnover Ratio⁽³⁾
Category Classic USD (Cap)	1.98%	
Category Privilege (Cap)	1.08%	
Category Privilege (Dis)	1.08%	
Category I (Cap)	0.96%	
BNP Paribas Funds Europe Small Cap		
Category Classic (Cap)	2.23%	85.11%
Category Classic (Dis)	2.23%	
Category Classic RH USD (Cap)	2.23%	
Category Classic RH SGD (Cap)	2.23%	
Category Classic USD (Cap)	2.23%	
Category Privilege (Cap)	1.23%	
Category I (Cap)	1.06%	
BNP Paribas Funds Global Bond Opportunities		
Category Classic (Cap)	1.16%	242.81%
Category Classic (Dis)	1.16%	
Category Classic H USD (Cap)	1.16%	
Category Privilege (Cap)	0.71%	
Category I (Cap)	0.52%	
BNP Paribas Funds Global Convertible		
Category Classic (Cap)	1.63%	92.11%
Category Classic (Dis)	1.63%	

Sub-Fund/ Category	Expense Ratio^{(1) (2)}	Turnover Ratio⁽³⁾
Category Classic MD (Dis)	1.63%	
Category Classic RH EUR (Cap)	1.63%	
Category Classic RH EUR (Dis)	1.63%	
Category Privilege (Cap)	0.98%	
Category Privilege RH EUR (Cap)	0.98%	
Category Privilege RH EUR (Dis)	0.98%	
Category I (Cap)	0.81%	
Category I RH EUR (Cap)	0.81%	
BNP Paribas Funds Global Environment		30.63%
Category Classic (Cap)	2.23%	
Category Classic (Dis)	2.23%	
Category Classic RH SGD MD (Dis)	2.23%	
Category Classic RH USD MD (Cap)	2.23%	
Classic SGD (Cap)	2.23%	
Category Classic USD (Cap)	2.23%	
Category Privilege (Cap)	1.23%	
Category I (Cap)	1.06%	
BNP Paribas Funds Global High Yield Bond		156.95%
Category Classic (Cap)	1.58%	
Category Classic (Dis)	1.58%	
Category Classic H USD (Cap) (closed for new subscriptions and conversion into this share class)	1.58%	

Sub-Fund/ Category	Expense Ratio^{(1) (2)}	Turnover Ratio⁽³⁾
Category Classic H USD (Dis)	1.58%	
Category Privilege (Cap)	0.88%	
Category Privilege (Dis)	0.88%	
Category I (Cap)	0.73%	
Category IH USD (Cap)	0.73%	
BNP Paribas Funds Green Tigers		23.07%
Category Classic (Cap)	2.23%	
Category Classic (Dis)	2.38%	
Category Classic EUR (Cap)	2.23%	
Category Classic EUR (Dis)	2.23%	
Category Classic RH SGD (Cap)	2.23%	
Category Classic RH SGD MD (Dis)	2.23%	
BNP Paribas Funds Health Care Innovators		29.20%
Category Classic (Cap)	1.98%	
Category Classic (Dis)	1.98%	
Category Classic USD (Cap)	1.98%	
Category Privilege (Cap)	1.08%	
Category Privilege (Dis)	1.08%	
Category I (Cap)	0.96%	
BNP Paribas Funds Inclusive Growth		77.19%
Category Classic USD (Cap)	1.98%	
Category Classic RH SGD (Cap)	N.A.	

Sub-Fund/ Category	Expense Ratio^{(1) (2)}	Turnover Ratio⁽³⁾
BNP Paribas Funds India Equity		96.86%
Category Classic (Cap)	2.22%	
Category Classic (Dis)	2.23%	
Category Classic EUR (Cap)	2.23%	
Category Classic EUR (Dis)	2.23%	
Category Privilege (Cap)	1.23%	
Category Privilege (Dis)	1.23%	
Category I (Cap)	1.11%	
BNP Paribas Funds Japan Equity		89.73%
Category Classic (Cap)	1.98%	
Category Classic (Dis)	1.98%	
Category Classic EUR (Cap)	1.98%	
Category Classic H EUR (Cap)	1.98%	
Category Classic H USD (Cap)	1.96%	
Category Classic USD (Cap)	1.98%	
Category Privilege (Cap)	1.08%	
Category Privilege (Dis)	1.08%	
Category I (Cap)	0.96%	
BNP Paribas Funds Japan Small Cap		49.54%
Category Classic (Cap)	2.38%	
Category Classic (Dis)	2.38%	
Category Classic EUR (Cap)	2.38%	

Sub-Fund/ Category	Expense Ratio^{(1) (2)}	Turnover Ratio⁽³⁾
Category Classic H EUR (Cap)	2.38%	
Category Classic H USD (Cap)	2.38%	
Category Classic USD (Cap)	N.A.	
Category Privilege (Cap)	1.38%	
Category Privilege H USD (Cap)	1.38%	
Category I (Cap)	1.21%	
BNP Paribas Funds Latin America Equity		257.86%
Category Classic (Cap)	2.24%	
Category Classic (Dis)	2.24%	
Category Classic EUR (Cap)	2.24%	
Category Privilege (Cap)	1.83%	
Category I (Cap)	1.13%	
BNP Paribas Funds Local Emerging Bond		83.17%
Category Classic (Cap)	1.83%	
Category Classic (Dis)	1.83%	
Category Classic EUR (Cap)	1.83%	
Category Classic EUR (Dis)	1.83%	
Category Classic RH EUR (Cap)	1.83%	
Category Classic RH EUR (Dis)	1.83%	
Category Privilege (Cap)	1.03%	
Category Privilege (Dis)	1.03%	
Category I (Cap)	0.84%	
Category I RH EUR (Cap)	0.84%	

Sub-Fund/ Category	Expense Ratio^{(1) (2)}	Turnover Ratio⁽³⁾
BNP Paribas Funds Multi-Asset Thematic		105.95%
Category Classic (Cap)	1.99%	
Category Classic MD (Dis)	1.99%	
Category RH AUD (Cap)	1.99%	
Category Classic RH AUD MD (Dis)	1.99%	
Category Classic RH CAD MD (Dis)	1.99%	
Category Classic RH CNH MD (Dis)	1.99%	
Category Classic RH HKD MD (Dis)	1.99%	
Category Classic RH SGD (Cap)	1.99%	
Category Classic RH SGD MD (Dis)	1.99%	
Category Classic RH USD (Cap)	1.99%	
Category Classic RH USD MD (Dis)	1.99%	
Category I (Cap)	1.16%	
Category Privilege (Cap)	1.31%	
Category Privilege MD (Dis)	1.31%	
Category Privilege RH USD (Cap)	1.31%	
Category Privilege RH USD MD (Dis)	1.31%	
BNP Paribas Funds Russia Equity		55.90%
Category Classic (Cap)	0.48%	
Category Classic (Dis)	0.48%	
Category Classic USD (Cap)	0.48%	
Category Classic USD (Dis)	0.48%	
Category Privilege (Cap)	0.33%	

Sub-Fund/ Category	Expense Ratio^{(1) (2)}	Turnover Ratio⁽³⁾
Category Privilege (Dis)	0.33%	
Category I (Cap)	0.24%	
BNP Paribas Funds SMaRT Food		
Category Classic (Cap)	2.23%	21.05%
Category Classic USD (Cap)	2.23%	
Category Classic SGD (Cap)	2.36%	
Category Classic RH USD (Cap)	2.23%	
Category Classic RH USD MD (Dis)	2.23%	
BNP Paribas Funds Sustainable Asia ex-Japan Equity		
Category Classic (Cap)	1.98%	49.46%
Category Classic (Dis)	1.98%	
Category Classic EUR (Cap)	1.98%	
Category Classic EUR (Dis)	1.98%	
Category Classic RH AUD (Cap)	1.98%	
Category Classic RH SGD (Cap)	1.98%	
Category Classic MD (Dis)	1.97%	
Category Privilege (Cap)	1.08%	
Category Privilege EUR (Cap)	1.08%	
Category Privilege EUR (Dis)	0.96%	
Category I (Cap)	0.96%	
Category I EUR (Cap)	0.96%	

Sub-Fund/ Category	Expense Ratio^{(1) (2)}	Turnover Ratio⁽³⁾
BNP Paribas Funds Sustainable Asian Cities Bond		196.95%
Category Classic (Cap)	1.30%	
Category Classic (Dis)	1.30%	
Category Classic EUR (Cap)	1.30%	
Category Classic EUR (Dis)	1.30%	
Category Classic RH AUD MD (Dis)	1.30%	
Category Classic RH HKD MD	1.30%	
Category Classic RH SGD MD (Dis)	1.30%	
Category Classic MD (Dis)	1.30%	
Category Privilege (Cap)	0.75%	
Category Privilege (Dis)	0.75%	
Category I (Cap)	0.60%	
BNP Paribas Funds Sustainable Europe Dividend		89.94%
Category Classic (Cap)	1.98%	
Category Classic (Dis)	1.98%	
Category Privilege (Cap)	1.08%	
Category Privilege (Dis)	1.08%	
Category I (Cap)	0.96%	
BNP Paribas Funds Sustainable Global Corporate Bond		68.83%
Category Classic (Cap)	1.13%	
Category Classic (Dis)	1.13%	
Category Classic H EUR (Cap)	1.13%	

Sub-Fund/ Category	Expense Ratio^{(1) (2)}	Turnover Ratio⁽³⁾
Category Privilege (Cap)	0.68%	
Category I (Cap)	0.49%	
BNP Paribas Funds Sustainable Global Equity		87.92%
Category Classic (Cap)	1.98%	
Category Classic (Dis)	1.98%	
Category Classic EUR (Cap)	1.98%	
Category Classic EUR (Dis)	1.98%	
Category Privilege (Cap)	1.08%	
Category I (Cap)	0.96%	
BNP Paribas Funds Sustainable Global Low Vol Equity		152.73%
Category Classic (Cap)	1.98%	
Category Classic (Dis)	1.98%	
Category Classic USD (Cap)	1.98%	
Category Classic USD (Dis)	1.98%	
Category Privilege (Cap)	2.01%	
Category I (Cap)	0.96%	
Category I USD (Cap)	N.A.	
BNP Paribas Funds Sustainable Multi-Asset Balanced		52.71%
Category Classic RH AUD MD (Dis)	2.01%	
Category Classic RH CAD MD (Dis)	2.01%	
Category Classic RH HKD MD (Dis)	2.01%	

Sub-Fund/ Category	Expense Ratio^{(1) (2)}	Turnover Ratio⁽³⁾
Category Classic RH SGD (Cap)	2.01%	
Category Classic RH SGD MD (Dis)	2.01%	
Category Classic RH USD (Cap)	2.01%	
Category Classic RH USD MD (Dis)	2.01%	
BNP Paribas Funds Sustainable Multi-Asset Growth		53.89%
Category Classic RH SGD (Cap)	2.19%	
Category Classic RH SGD MD (Dis)	2.19%	
Category Classic RH USD (Cap)	2.19%	
Category Classic RH USD MD (Dis)	2.19%	
BNP Paribas Funds Sustainable US Value Multi-Factor Equity		93.08%
Category Classic (Cap)	1.47%	
Category Classic (Dis)	1.47%	
Category Classic EUR (Cap)	1.47%	
Category Classic H EUR (Cap)	1.47%	
Category Classic H EUR (Dis)	1.47%	
Category I (Cap)	0.61%	
Category IH EUR (Cap)	0.61%	
Category Privilege (Cap)	1.82%	
BNP Paribas Funds Target Risk Balanced		100.90%
Category Classic (Cap)	1.80%	
Category Classic (Dis)	1.80%	

Sub-Fund/ Category	Expense Ratio^{(1) (2)}	Turnover Ratio⁽³⁾
Category Privilege (Cap)	1.15%	
Category Privilege (Dis)	1.15%	
Category I (Cap)	1.05%	
BNP Paribas Funds US Growth		62.29%
Category Classic (Cap)	1.97%	
Category Classic (Dis)	1.97%	
Category Classic EUR (Cap)	1.97%	
Category Classic H EUR (Cap)	1.97%	
Category Privilege (Cap)	1.07%	
Category I (Cap)	0.96%	
BNP Paribas Funds US Mid Cap		30.86%
Category Classic (Cap)	2.22%	
Category Classic (Dis)	2.22%	
Category Classic EUR (Cap)	2.22%	
Category Classic H SGD (Cap)	2.22%	
Category I (Cap)	1.06%	
BNP Paribas Funds US Small Cap		32.42%
Category Classic (Cap)	2.22%	
Category Classic (Dis)	2.22%	
Category Classic EUR (Cap)	2.22%	
Category Classic EUR (Dis)	2.22%	
Category Classic H EUR (Cap)	2.22%	
Category Classic H SGD (Cap)	2.22%	

Sub-Fund/ Category	Expense Ratio^{(1) (2)}	Turnover Ratio⁽³⁾
Category Privilege (Cap)	1.23%	
Category Privilege (Dis)	1.23%	
Category I (Cap)	1.06%	
Category U16 (Cap)	N.A.	
Category U16 EUR (Cap)	N.A.	
Category U16 EUR QD (Dis)	N.A.	
Category U16 HKD (Cap)	N.A.	
Category U16 RH EUR (Cap)	N.A.	
Category U16 RH SGD (Cap)	N.A.	
BNP Paribas Funds USD Money Market		91.26%
Category Classic (Cap)	0.42%	
Category Classic (Dis)	0.42%	
Category Privilege (Cap)	0.27%	
Category I (Cap)	0.21%	
BNP Paribas Funds USD Short Duration Bond		269.49%
Category Classic (Cap)	0.83%	
Category Classic (Dis)	0.83%	
Category Classic EUR (Cap)	0.83%	
Category Classic MD (Dis)	0.83%	
Category Classic H EUR (Cap)	0.83%	
Category I (Cap)	0.38%	
Category Privilege (Cap)	0.52%	
Category Privilege (Dis)	0.52%	

Notes:

(1) *The expense ratios are calculated in line with the Investment Management Association of Singapore's (IMAS) guidelines on the disclosure of expense ratios and based on the latest audited accounts.*

(2) *The expense ratio corresponds to the management fee plus other costs for the year, compared with the category's average net assets. The expense ratio is expressed from 1st January 2021 to 31st December 2021.*

The following expenses are excluded from the calculation of the expense ratios:

- 1. brokerage and other transaction costs;*
- 2. foreign exchange gains and losses;*
- 3. if applicable, front-end or back-end loads arising from the purchase or sale of other funds; and*
- 4. tax deducted at source or arising out of income received.*

(3) *The turnover ratios are calculated based on the lesser of sales or purchases of underlying investments of the scheme expressed as a percentage of average daily NAV.*

The current portfolio turnover ratios are no indication of future portfolio turnover ratios.

For new sub-funds or certain classes of sub-funds which are not offered for sale, or have not been launched, or have been launched for less than one year, no turnover ratio or expense ratio is available for the relevant period and the term "N.A." has been inserted.

27. SOFT DOLLAR COMMISSIONS/ARRANGEMENTS

The Management Company and the Managers currently do not receive soft dollars for the Company, except for BNP Paribas Asset Management Brasil Ltd., which received soft dollars in the form of the rental of two Bloomberg terminals.

28. CONFLICT OF INTERESTS

The Management Company, the Managers, the Depositary (collectively, the "**Parties**") are entities within the BNP Paribas group. The Parties, other service providers to the Company and their affiliates, directors, officers, employees, shareholders, agents and connected persons, as well as the Company's Board of Directors and any person or company with whom they are affiliated or by whom they are employed may be involved in other financial, investment and professional activities which may cause conflicts of interest with the Company.

Each of the Parties will ensure that the performance of their respective duties will not be impaired by any such involvement. In the event a conflict of interest does arise, the relevant Parties will endeavour to ensure that it is resolved fairly and in the interest of the Company and the shareholders of the sub-funds.

Each of the Parties may own, hold, dispose or otherwise deal with the Shares in their own capacity. In the event of any conflict of interest arising as a result of such dealing, the Parties, after mutual consultation, will resolve such conflict in a just and equitable manner as they deem fit.

Each of the Parties will conduct all transactions with or for the sub-funds on an arm's length basis.

29. REPORTS

29.1 Financial Year End

The financial year end of the Company is the last day of December of each calendar year.

29.2 Annual Reports and Semi-annual Reports

The annual reports of the Company as at 31 December (certified by the auditors) and uncertified semi-annual reports as at 30 June will be sent to you within four months after the end of the financial year and within two months after the end of the half-year respectively.

Further details on the annual report and semi-annual report are set out under Book I of the Luxembourg Prospectus-General Meeting and Information for Shareholders.

30. **CERTAIN SINGAPORE TAX CONSIDERATIONS**

You should be aware that you may be required to pay income tax, withholding tax, capital gains tax, wealth tax, stamp taxes or other kinds of tax on distributions or deemed distributions of the sub-funds, capital gains within the sub-funds, whether or not realised, income received or accrued or deemed received within the sub-funds etc. If you are in doubt of your tax position, you should consult your own independent tax advisers.

31. **QUERIES AND COMPLAINTS**

You should direct all queries about the sub-funds or the Company to the Singapore Representative.

Hotline No : 6210 1288

Fax No : 6210 3960

Email : sing_enquiries@asia.bnpparibas.com

32. **DOCUMENTS AVAILABLE FOR INSPECTION IN SINGAPORE**

You may inspect the following documents at the business office of the Singapore Representative during its normal business hours. You may also obtain copies of the documents from the Singapore Representative:

- a copy of the Articles of Association of the Company;
- a copy of the relevant extracts from the Register of the Shareholders relating to the Singapore Shareholders (only on the request of an existing Singapore Shareholder); and
- the latest available certified annual report and uncertified semi-annual report of the company.

Except for the newspaper publications required by Luxembourg Law, the official media to obtain any notice to shareholders from will be the website www.bnpparibas-am.com.

APPENDIX I

FEES AND COSTS

Following table indicates the details of recurring and non-recurring fees and costs:-

Category	Fees payable by the sub-fund					Maximum Fees payable by the investors		
	Management (max) ⁽¹⁾	Performance (max) ⁽²⁾	Distribution (max) ⁽³⁾	Other (max) ⁽⁴⁾	TAB ⁽⁵⁾	Entry	Conversion ⁽⁶⁾	Exit
BNP Paribas Funds Aqua								
Classic	1.75%	No	none	0.40%	0.05%	3%	1.50%	none
Classic RH SGD MD	1.75%	No	none	0.40%	0.05%	3%	1.50%	none
Classic RH USD	1.75%	No	none	0.40%	0.05%	3%	1.50%	none
Classic RH USD MD	1.75%	No	none	0.40%	0.05%	3%	1.50%	none
Classic SGD	1.75%	No	none	0.40%	0.05%	3%	1.50%	none
Classic USD	1.75%	No	none	0.40%	0.05%	3%	1.50%	none
I	0.90%	No	none	0.20%	0.01%	none	none	none
I USD	0.90%	No	none	0.20%	0.01%	none	none	none
Privilege	0.90%	No	none	0.25%	0.05%	3%	1.50%	none
Privilege USD	0.90%	No	none	0.25%	0.05%	3%	1.50%	none
BNP Paribas Funds Asia Tech Innovators								
Classic	1.75%	No	none	0.40%	0.05%	3%	1.50%	none
Classic RH SGD	1.75%	No	none	0.40%	0.05%	3%	1.50%	none

Category	Fees payable by the sub-fund					Maximum Fees payable by the investors		
	Management (max) ⁽¹⁾	Performance (max) ⁽²⁾	Distribution (max) ⁽³⁾	Other (max) ⁽⁴⁾	TAB ⁽⁵⁾	Entry	Conversion ⁽⁶⁾	Exit
BNP Paribas Funds Brazil Equity								
Classic	1.75%	No	none	0.40%	0.05%	3%	1.5%	none
Classic EUR	1.75%	No	none	0.40%	0.05%	3%	1.5%	none
I	0.90%	No	none	0.20%	0.01%	none	none	none
Privilege	0.90%	No	none	0.25%	0.05%	3%	1.5%	none
BNP Paribas Funds China A-Shares								
Classic Cap	1.75%	No	none	0.40%	0.05%	3%	1.5%	none
Classic Dis	1.75%	No	none	0.40%	0.05%	3%	1.5%	none
BNP Paribas Funds China Equity								
Classic	1.75%	No	none	0.40%	0.05%	3%	1.5%	none
Classic EUR	1.75%	No	none	0.40%	0.05%	3%	1.5%	none
Classic RH SGD	1.75%	No	none	0.40%	0.05%	3%	1.5%	none
Classic RH SGD MD	1.75%	No	none	0.40%	0.05%	3%	1.5%	none
I	0.90%	No	none	0.20%	0.01%	none	none	none
Privilege	0.90%	No	none	0.25%	0.05%	3%	1.5%	none

Category	Fees payable by the sub-fund					Maximum Fees payable by the investors		
	Management (max) ⁽¹⁾	Performance (max) ⁽²⁾	Distribution (max) ⁽³⁾	Other (max) ⁽⁴⁾	TAB ⁽⁵⁾	Entry	Conversion ⁽⁶⁾	Exit
BNP Paribas Funds Climate Impact								
Classic	2.20%	No	none	0.40%	0.05%	3%	1.5%	none
Classic USD	2.20%	No	none	0.40%	0.05%	3%	1.5%	none
Classic RH SGD	2.20%	No	none	0.40%	0.05%	3%	1.5%	none
Category U2 HKD	2.20%	No	none	0.40%	0.05%	3%	1.5%	none
Category U2 HKD MD	2.20%	No	none	0.40%	0.05%	3%	1.5%	none
Category U2 RH AUD	2.20%	No	none	0.40%	0.05%	3%	1.5%	none
Category U2 RH CHF	2.20%	No	none	0.40%	0.05%	3%	1.5%	none
Category U2 RH CNH	2.20%	No	none	0.40%	0.05%	3%	1.5%	none
Category U2 RH CNH MD	2.20%	No	none	0.40%	0.05%	3%	1.5%	none
Category U2 RH EUR	2.20%	No	none	0.40%	0.05%	3%	1.5%	none
Category U2 RH EUR MD	2.20%	No	none	0.40%	0.05%	3%	1.5%	none
Category U2 RH GBP	2.20%	No	none	0.40%	0.05%	3%	1.5%	none
Category U2 RH SGD	2.20%	No	none	0.40%	0.05%	3%	1.5%	none
Category U2 RH SGD MD	2.20%	No	none	0.40%	0.05%	3%	1.5%	none
Category U2 RH USD	2.20%	No	none	0.40%	0.05%	3%	1.5%	none
Category U2 USD	2.20%	No	none	0.40%	0.05%	3%	1.5%	none
Category U2 USD MD	2.20%	No	none	0.40%	0.05%	3%	1.5%	none

Category	Fees payable by the sub-fund					Maximum Fees payable by the investors		
	Management (max) ⁽¹⁾	Performance (max) ⁽²⁾	Distribution (max) ⁽³⁾	Other (max) ⁽⁴⁾	TAB ⁽⁵⁾	Entry	Conversion ⁽⁶⁾	Exit
BNP Paribas Funds Consumer Innovators								
Classic	1.50%	No	none	0.40%	0.05%	3%	1.5%	none
Classic HKD	1.50%	No	none	0.40%	0.05%	3%	1.5%	none
Classic RH SGD	1.50%	No	none	0.40%	0.05%	3%	1.5%	none
Classic USD	1.50%	No	none	0.40%	0.05%	3%	1.5%	none
I	0.75%	No	none	0.20%	0.01%	none	none	none
Privilege	0.75%	No	none	0.25%	0.05%	3%	1.5%	none
BNP Paribas Funds Disruptive Technology								
Classic	1.50%	No	none	0.40%	0.05%	3%	1.5%	none
Classic USD	1.50%	No	none	0.40%	0.05%	3%	1.5%	none
I	0.75%	No	none	0.20%	0.01%	none	none	none
Privilege	0.75%	No	none	0.25%	0.05%	3%	1.5%	none
Privilege USD	0.75%	No	none	0.25%	0.05%	3%	1.5%	none
BNP Paribas Funds Ecosystem Restoration								
Classic RH SGD	1.50%	No	none	0.40%	0.05%	3%	1.5%	none

Category	Fees payable by the sub-fund					Maximum Fees payable by the investors		
	Management (max) ⁽¹⁾	Performance (max) ⁽²⁾	Distribution (max) ⁽³⁾	Other (max) ⁽⁴⁾	TAB ⁽⁵⁾	Entry	Conversion ⁽⁶⁾	Exit
Classic USD	1.50%	No	none	0.40%	0.05%	3%	1.5%	none
I USD	0.75%	No	none	0.20%	0.01%	none	none	none
Privilege USD	0.75%	No	none	0.25%	0.05%	3%	1.5%	none
BNP Paribas Funds Emerging Bond								
Classic	1.25%	No	none	0.30%	0.05%	3%	1.5%	none
Classic EUR	1.25%	No	none	0.30%	0.05%	3%	1.5%	none
Classic MD	1.25%	No	none	0.30%	0.05%	3%	1.5%	none
I	0.55%	No	none	0.17%	0.01%	none	none	none
IH EUR	0.55%	No	none	0.17%	0.01%	none	none	none
Privilege	0.65%	No	none	0.20%	0.05%	3%	1.5%	none
BNP Paribas Funds Emerging Bond Opportunities								
Classic	1.50%	No	none	0.30%	0.05%	3%	1.5%	none
Classic EUR MD	1.50%	No	none	0.30%	0.05%	3%	1.5%	none
Classic HKD MD	1.50%	No	none	0.30%	0.05%	3%	1.5%	none
Classic MD	1.50%	No	none	0.30%	0.05%	3%	1.5%	none
Classic RH AUD MD	1.50%	No	none	0.30%	0.05%	3%	1.5%	none
Classic RH CNH MD	1.50%	No	none	0.30%	0.05%	3%	1.5%	none
Classic RH EUR	1.50%	No	none	0.30%	0.05%	3%	1.5%	none

Category	Fees payable by the sub-fund					Maximum Fees payable by the investors		
	Management (max) ⁽¹⁾	Performance (max) ⁽²⁾	Distribution (max) ⁽³⁾	Other (max) ⁽⁴⁾	TAB ⁽⁵⁾	Entry	Conversion ⁽⁶⁾	Exit
Classic RH HKD MD	1.50%	No	none	0.30%	0.05%	3%	1.5%	none
Classic RH SGD MD	1.50%	No	none	0.30%	0.05%	3%	1.5%	none
I	0.60%	No	none	0.17%	0.01%	none	none	none
I RH EUR	0.60%	No	none	0.17%	0.01%	none	None	None
Privilege	0.75%	No	none	0.20%	0.05%	3%	1.5%	none
BNP Paribas Funds Emerging Equity								
Classic	1.75%	No	none	0.40%	0.05%	3%	1.5%	none
Classic EUR	1.75%	No	none	0.40%	0.05%	3%	1.5%	none
I	0.90%	No	none	0.20%	0.01%	none	none	none
Privilege	0.90%	No	none	0.25%	0.05%	3%	1.5%	none
BNP Paribas Funds Emerging Multi-Asset Income								
Classic	1.25%	No	none	0.35%	0.05%	3%	1.5%	none
Classic MD	1.25%	No	none	0.35%	0.05%	3%	1.5%	none
Classic HKD MD	1.25%	No	none	0.35%	0.05%	3%	1.5%	none
Classic RH AUD MD	1.25%	No	none	0.35%	0.05%	3%	1.5%	none
Classic RH CNH MD	1.25%	No	none	0.35%	0.05%	3%	1.5%	none
Classic RH EUR	1.25%	No	none	0.35%	0.05%	3%	1.5%	none
Classic RH SGD MD	1.25%	No	none	0.35%	0.05%	3%	1.5%	none

Category	Fees payable by the sub-fund					Maximum Fees payable by the investors		
	Management (max) ⁽¹⁾	Performance (max) ⁽²⁾	Distribution (max) ⁽³⁾	Other (max) ⁽⁴⁾	TAB ⁽⁵⁾	Entry	Conversion ⁽⁶⁾	Exit
I	0.60%	No	none	0.20%	0.01%	none	none	none
BNP Paribas Funds Energy Transition								
Classic	1.50%	No	none	0.40%	0.05%	3%	1.5%	none
Classic RH SGD	1.50%	No	none	0.40%	0.05%	3%	1.5%	none
Classic RH USD	1.50%	No	none	0.40%	0.05%	3%	1.5%	none
Classic Solidarity	1.50%	No	none	0.40%	0.05%	3%	1.5%	none
Classic Solidarity H EUR	1.50%	No	none	0.40%	0.05%	3%	1.5%	none
Classic USD	1.50%	No	none	0.40%	0.05%	3%	1.5%	none
I	0.75%	No	none	0.20%	0.01%	none	none	none
I USD	0.75%	No	none	0.20%	0.01%	none	none	none
Privilege	0.75%	No	none	0.25%	0.05%	3%	1.5%	none
Privilege USD	0.75%	No	none	0.25%	0.05%	3%	1.5%	none
BNP Paribas Funds Environmental Absolute Return Thematic Equity (EARTH)								
Classic	1.50%	20% ⁽⁷⁾	none	0.25%	0.05%	3%	1.5%	none

Category	Fees payable by the sub-fund					Maximum Fees payable by the investors		
	Management (max) ⁽¹⁾	Performance (max) ⁽²⁾	Distribution (max) ⁽³⁾	Other (max) ⁽⁴⁾	TAB ⁽⁵⁾	Entry	Conversion ⁽⁶⁾	Exit
Classic RH SGD	1.50%	20% ⁽⁷⁾	none	0.25%	0.05%	3%	1.5%	none
BNP Paribas Funds Euro Bond								
Classic	0.75%	No	none	0.30%	0.05%	3%	1.5%	none
I	0.30%	No	none	0.17%	0.01%	none	none	none
Privilege	0.40%	No	none	0.20%	0.05%	3%	1.5%	none
BNP Paribas Funds Euro Corporate Bond								
Classic	0.75%	No	none	0.30%	0.05%	3%	1.5%	none
I	0.30%	No	none	0.17%	0.01%	none	none	none
Privilege	0.40%	No	none	0.20%	0.05%	3%	1.5%	none
BNP Paribas Funds Euro Equity								
Classic	1.50%	No	none	0.40%	0.05%	3%	1.5%	none
Classic H USD	1.50%	No	none	0.40%	0.05%	3%	1.5%	none
Classic USD	1.50%	No	none	0.40%	0.05%	3%	1.5%	none
I	0.75%	No	none	0.20%	0.01%	none	none	none
Privilege	0.75%	No	none	0.25%	0.05%	3%	1.5%	none
BNP Paribas Funds Euro Government Bond								
Classic	0.70%	No	none	0.30%	0.05%	3%	1.5%	none

Category	Fees payable by the sub-fund					Maximum Fees payable by the investors		
	Management (max) ⁽¹⁾	Performance (max) ⁽²⁾	Distribution (max) ⁽³⁾	Other (max) ⁽⁴⁾	TAB ⁽⁵⁾	Entry	Conversion ⁽⁶⁾	Exit
I	0.25%	No	none	0.17%	0.01%	none	none	none
Privilege	0.35%	No	none	0.20%	0.05%	3%	1.5%	none
BNP Paribas Funds Euro High Yield Bond								
Classic	1.20%	No	none	0.30%	0.05%	3%	1.5%	none
Classic H USD MD	1.20%	No	none	0.30%	0.05%	3%	1.5%	none
I	0.55%	No	none	0.17%	0.01%	none	none	none
Privilege	0.60%	No	none	0.20%	0.05%	3%	1.5%	none
BNP Paribas Funds Euro Money Market								
Classic	0.50%	No	none	0.15%	0.01%	3%	1.5%	none
I	0.20%	No	none	0.10%	0.01%	none	none	none
Privilege	0.25%	No	none	0.15%	0.01%	3%	1.5%	none
BNP Paribas Funds Europe Convertible								
Classic	1.20%	No	none	0.35%	0.05%	3%	1.5%	none
I	0.60%	No	none	0.20%	0.01%	none	none	none
IH EUR	0.60%	No	none	0.20%	0.01%	none	none	none
Privilege	0.65%	No	none	0.25%	0.05%	3%	1.5%	None

Category	Fees payable by the sub-fund					Maximum Fees payable by the investors		
	Management (max) ⁽¹⁾	Performance (max) ⁽²⁾	Distribution (max) ⁽³⁾	Other (max) ⁽⁴⁾	TAB ⁽⁵⁾	Entry	Conversion ⁽⁶⁾	Exit
BNP Paribas Funds Europe Equity								
Classic	1.50%	No	none	0.40%	0.05%	3%	1.5%	none
Classic USD	1.50%	No	none	0.40%	0.05%	3%	1.5%	none
I	0.75%	No	none	0.20%	0.01%	none	none	none
I USD	0.75%	No	none	0.20%	0.01%	none	none	none
Privilege	0.75%	No	none	0.25%	0.05%	3%	1.5%	none
BNP Paribas Funds Europe Growth								
Classic	1.50%	No	none	0.40%	0.05%	3%	1.5%	none
Classic RH SGD	1.50%	No	none	0.40%	0.05%	3%	1.5%	none
Classic RH USD	1.50%	No	none	0.40%	0.05%	3%	1.5%	none
Classic RH SGD MD	1.50%	No	none	0.40%	0.05%	3%	1.5%	none
Classic RH USD MD	1.50%	No	none	0.40%	0.05%	3%	1.5%	none
Classic USD	1.50%	No	none	0.40%	0.05%	3%	1.5%	none
I	0.75%	No	none	0.20%	0.01%	none	none	none
Privilege	0.75%	No	none	0.25%	0.05%	3%	1.5%	none
BNP Paribas Funds Europe Small Cap								
Classic	1.75%	No	none	0.40%	0.05%	3%	1.5%	none

Category	Fees payable by the sub-fund					Maximum Fees payable by the investors		
	Management (max) ⁽¹⁾	Performance (max) ⁽²⁾	Distribution (max) ⁽³⁾	Other (max) ⁽⁴⁾	TAB ⁽⁵⁾	Entry	Conversion ⁽⁶⁾	Exit
Classic RH USD	1.75%	No	none	0.40%	0.05%	3%	1.5%	none
Classic RH SGD	1.75%	No	none	0.40%	0.05%	3%	1.5%	none
Classic USD	1.75%	No	none	0.40%	0.05%	3%	1.5%	none
I	0.85%	No	none	0.20%	0.01%	none	none	none
Privilege	0.90%	No	none	0.25%	0.05%	3%	1.5%	none
BNP Paribas Funds Global Bond Opportunities								
Classic	0.75%	No	none	0.30%	0.05%	3%	1.5%	none
Classic USD	0.75%	No	none	0.30%	0.05%	3%	1.5%	none
I	0.30%	No	none	0.17%	0.01%	none	none	none
Privilege	0.40%	No	none	0.20%	0.05%	3%	1.5%	none
BNP Paribas Funds Global Convertible								
Classic	1.20%	No	none	0.35%	0.05%	3%	1.5%	none
Classic MD	1.20%	No	none	0.35%	0.05%	3%	1.5%	none
Classic RH EUR	1.20%	No	none	0.35%	0.05%	3%	1.5%	none
I	0.60%	No	none	0.20%	0.01%	none	none	none
I RH EUR	0.60%	No	none	0.20%	0.01%	none	none	none
Privilege	0.65%	No	none	0.25%	0.05%	3%	1.5%	none
Privilege RH EUR	0.65%	No	none	0.25%	0.05%	3%	1.5%	none

Category	Fees payable by the sub-fund					Maximum Fees payable by the investors		
	Management (max) ⁽¹⁾	Performance (max) ⁽²⁾	Distribution (max) ⁽³⁾	Other (max) ⁽⁴⁾	TAB ⁽⁵⁾	Entry	Conversion ⁽⁶⁾	Exit
BNP Paribas Funds Global Environment								
Classic	1.75%	No	none	0.40%	0.05%	3%	1.5%	none
Classic RH SGD MD	1.75%	No	none	0.40%	0.05%	3%	1.5%	none
Classic RH USD MD	1.75%	No	none	0.40%	0.05%	3%	1.5%	none
Classic SGD	1.75%	No	none	0.40%	0.05%	3%	1.5%	none
Classic USD	1.75%	No	none	0.40%	0.05%	3%	1.5%	none
I	0.85%	No	none	0.20%	0.01%	none	none	none
Privilege	0.90%	No	none	0.25%	0.05%	3%	1.5%	none
BNP Paribas Funds Global High Yield Bond								
Classic	1.20%	No	none	0.30%	0.05%	3%	1.5%	none
Classic H USD	1.20%	No	none	0.30%	0.05%	3%	1.5%	none
I	0.55%	No	none	0.17%	0.01%	none	none	none
IH USD	0.55%	No	none	0.17%	0.01%	none	none	none
Privilege	0.60%	No	none	0.20%	0.05%	3%	1.5%	none
BNP Paribas Funds Green Tigers								
Classic	1.75%	No	none	0.40%	0.05%	3%	1.5%	none
Classic EUR	1.75%	No	none	0.40%	0.05%	3%	1.5%	none

Category	Fees payable by the sub-fund					Maximum Fees payable by the investors		
	Management (max) ⁽¹⁾	Performance (max) ⁽²⁾	Distribution (max) ⁽³⁾	Other (max) ⁽⁴⁾	TAB ⁽⁵⁾	Entry	Conversion ⁽⁶⁾	Exit
Classic RH SGD	1.75%	No	none	0.40%	0.05%	3%	1.5%	none
Classic RH SGD MD	1.75%	No	none	0.40%	0.05%	3%	1.5%	none
BNP Paribas Funds Health Care Innovators								
Classic	1.50%	No	none	0.40%	0.05%	3%	1.5%	none
Classic USD	1.50%	No	none	0.40%	0.05%	3%	1.5%	none
I	0.75%	No	none	0.20%	0.01%	none	none	none
Privilege	0.75%	No	none	0.25%	0.05%	3%	1.5%	none
BNP Paribas Funds Inclusive Growth								
Classic USD	1.50%	No	none	0.40%	0.05%	3%	1.5%	none
Classic RH SGD	1.50%	No	none	0.40%	0.05%	3%	1.5%	none
BNP Paribas Funds India Equity								
Classic	1.75%	No	none	0.40%	0.05%	3%	1.5%	none
Classic EUR	1.75%	No	none	0.40%	0.05%	3%	1.5%	none
I	0.90%	No	none	0.20%	0.01%	none	none	none
Privilege	0.90%	No	none	0.25%	0.05%	3%	1.5%	none

Category	Fees payable by the sub-fund					Maximum Fees payable by the investors		
	Management (max) ⁽¹⁾	Performance (max) ⁽²⁾	Distribution (max) ⁽³⁾	Other (max) ⁽⁴⁾	TAB ⁽⁵⁾	Entry	Conversion ⁽⁶⁾	Exit
BNP Paribas Funds Japan Equity								
Classic	1.50%	No	none	0.40%	0.05%	3%	1.5%	none
Classic EUR	1.50%	No	none	0.40%	0.05%	3%	1.5%	none
Classic H EUR	1.50%	No	none	0.40%	0.05%	3%	1.5%	none
Classic H USD	1.50%	No	none	0.40%	0.05%	3%	1.5%	none
Classic USD	1.50%	No	none	0.40%	0.05%	3%	1.5%	none
I	0.75%	No	none	0.20%	0.01%	none	none	none
Privilege	0.75%	No	none	0.25%	0.05%	3%	1.5%	none
BNP Paribas Funds Japan Small Cap								
Classic	1.75%	No	none	0.40%	0.05%	3%	1.5%	none
Classic EUR	1.75%	No	none	0.40%	0.05%	3%	1.5%	none
Classic H EUR	1.75%	No	none	0.40%	0.05%	3%	1.5%	none
Classic H USD	1.75%	No	none	0.40%	0.05%	3%	1.5%	none
Classic USD	1.75%	No	none	0.40%	0.05%	3%	1.5%	none
I	0.95 %	No	none	0.20%	0.01%	none	none	none
Privilege	0.95 %	No	none	0.25%	0.05%	3%	1.5%	none
Privilege H USD	0.95 %	No	none	0.25%	0.05%	3%	1.5%	none

Category	Fees payable by the sub-fund					Maximum Fees payable by the investors		
	Management (max) ⁽¹⁾	Performance (max) ⁽²⁾	Distribution (max) ⁽³⁾	Other (max) ⁽⁴⁾	TAB ⁽⁵⁾	Entry	Conversion ⁽⁶⁾	Exit
BNP Paribas Funds Latin America Equity								
Classic	1.75%	No	none	0.40%	0.05%	3%	1.5%	none
Classic EUR	1.75%	No	none	0.40%	0.05%	3%	1.5%	none
I	0.90%	No	none	0.20%	0.01%	none	none	none
Privilege	0.90%	No	none	0.25%	0.05%	3%	1.5%	none
BNP Paribas Funds Local Emerging Bond								
Classic	1.40%	No	none	0.30%	0.05%	3%	1.5%	none
Classic EUR	1.40%	No	none	0.30%	0.05%	3%	1.5%	none
Classic RH EUR	1.40%	No	none	0.30%	0.05%	3%	1.5%	none
I	0.60%	No	none	0.17%	0.01%	none	none	none
I RH EUR	0.60%	No	none	0.17%	0.01%	none	none	none
Privilege	0.70%	No	none	0.20%	0.05%	3%	1.5%	none
BNP Paribas Funds Multi-Asset Thematic								
Classic	1.25%	No	none	0.35%	0.05%	3%	1.5%	none
Classic MD	1.25%	No	none	0.35%	0.05%	3%	1.5%	none
Classic RH AUD	1.25%	No	none	0.35%	0.05%	3%	1.5%	none
Classic RH AUD MD	1.25%	No	none	0.35%	0.05%	3%	1.5%	none

Category	Fees payable by the sub-fund					Maximum Fees payable by the investors		
	Management (max) ⁽¹⁾	Performance (max) ⁽²⁾	Distribution (max) ⁽³⁾	Other (max) ⁽⁴⁾	TAB ⁽⁵⁾	Entry	Conversion ⁽⁶⁾	Exit
Classic RH CAD MD	1.25%	No	none	0.35%	0.05%	3%	1.5%	none
Classic RH CNH MD	1.25%	No	none	0.35%	0.05%	3%	1.5%	none
Classic RH HKD MD	1.25%	No	none	0.35%	0.05%	3%	1.5%	none
Classic RH SGD	1.25%	No	none	0.35%	0.05%	3%	1.5%	none
Classic RH SGD MD	1.25%	No	none	0.35%	0.05%	3%	1.5%	none
Classic RH USD	1.25%	No	none	0.35%	0.05%	3%	1.5%	none
Classic RH USD MD	1.25%	No	none	0.35%	0.05%	3%	1.5%	none
I	0.60%	No	none	0.20%	0.01%	none	none	none
Privilege	0.65%	No	none	0.25%	0.05%	3%	1.5%	none
Privilege MD	0.65%	No	none	0.25%	0.05%	35	1.5%	none
Privilege RH USD	0/65%	No	none	0.25%	0.05%	3%	1.5%	none
Privilege RH USD MD	0.65%	No	none	0.25%	0.05%	3%	1.5%	none
BNP Paribas Funds Russia Equity								
Classic	1.75%	No	none	0.40%	0.05%	3%	1.5%	none
Classic USD	1.75%	No	none	0.40%	0.05%	3%	1.5%	none
I	0.90%	No	none	0.20%	0.01%	none	none	none
Privilege	0.90%	No	none	0.25%	0.05%	3%	1.5%	none

Category	Fees payable by the sub-fund					Maximum Fees payable by the investors		
	Management (max) ⁽¹⁾	Performance (max) ⁽²⁾	Distribution (max) ⁽³⁾	Other (max) ⁽⁴⁾	TAB ⁽⁵⁾	Entry	Conversion ⁽⁶⁾	Exit
BNP Paribas Funds SMaRT Food								
Classic	1.75%	No	none	0.40%	0.05%	3%	1.5%	none
Classic USD	1.75%	No	none	0.40%	0.05%	3%	1.5%	none
Classic SGD	1.75%	No	none	0.40%	0.05%	3%	1.5%	none
Classic RH USD	1.75%	No	none	0.40%	0.05%	3%	1.5%	none
Classic RH USD MD	1.75%	No	none	0.40%	0.05%	3%	1.5%	none
BNP Paribas Funds Sustainable Asia ex-Japan Equity								
Classic	1.50%	No	none	0.40%	0.05%	3%	1.5%	none
Classic EUR	1.50%	No	none	0.40%	0.05%	3%	1.5%	none
Classic RH AUD	1.50%	No	none	0.40%	0.05%	3%	1.5%	none
Classic RH SGD	1.50%	No	none	0.40%	0.05%	3%	1.5%	none
Classic MD	1.50%	No	none	0.40%	0.05%	3%	1.5%	none
I	0.75%	No	none	0.20%	0.01%	none	none	none
I EUR	0.75%	No	none	0.20%	0.01%	none	none	none
Privilege	0.75%	No	none	0.25%	0.05%	3%	1.5%	none
Privilege EUR	0.75%	No	none	0.25%	0.05%	3%	1.5%	none

Category	Fees payable by the sub-fund					Maximum Fees payable by the investors		
	Management (max) ⁽¹⁾	Performance (max) ⁽²⁾	Distribution (max) ⁽³⁾	Other (max) ⁽⁴⁾	TAB ⁽⁵⁾	Entry	Conversion ⁽⁶⁾	Exit
BNP Paribas Funds Sustainable Asian Cities Bond								
Classic	0.90%	No	none	0.30%	0.05%	3%	1.5%	none
Classic EUR	0.90%	No	none	0.30%	0.05%	3%	1.5%	none
Classic RH AUD MD	0.90%	No	none	0.30%	0.05%	3%	1.5%	none
Classic RH HKD MD	0.90%	No	none	0.30%	0.05%	3%	1.5%	none
Classic RH SGD MD	0.90%	No	none	0.30%	0.05%	3%	1.5%	none
Classic MD	0.90%	No	none	0.30%	0.05%	3%	1.5%	none
I	0.40%	No	none	0.17%	0.01%	none	none	none
Privilege	0.45%	No	none	0.20%	0.05%	3%	1.5%	none
BNP Paribas Funds Sustainable Europe Dividend								
Classic	1.50%	No	none	0.40%	0.05%	3%	1.5%	none
I	0.75%	No	none	0.20%	0.01%	none	none	none
Privilege	0.75%	No	none	0.25%	0.05%	3%	1.5%	none
BNP Paribas Funds Sustainable Global Corporate Bond								
Classic	0.75%	No	none	0.30%	0.05%	3%	1.5%	none
Classic H EUR	0.75%	No	none	0.30%	0.05%	3%	1.5%	none
I	0.30%	No	none	0.17%	0.01%	none	none	none

Category	Fees payable by the sub-fund					Maximum Fees payable by the investors		
	Management (max) ⁽¹⁾	Performance (max) ⁽²⁾	Distribution (max) ⁽³⁾	Other (max) ⁽⁴⁾	TAB ⁽⁵⁾	Entry	Conversion ⁽⁶⁾	Exit
Privilege	0.40%	No	none	0.20%	0.05%	3%	1.5%	none
BNP Paribas Funds Sustainable Global Equity								
Classic	1.50%	No	none	0.40%	0.05%	3%	1.50%	None
Classic EUR	1.50%	No	none	0.40%	0.05%	3%	1.50%	None
I	0.75%	No	none	0.20%	0.01%	None	None	None
Privilege	0.75%	No	none	0.25%	0.05%	3%	1.50%	None
BNP Paribas Funds Sustainable Global Low Vol Equity								
Classic	1.50%	No	none	0.40%	0.05%	3%	1.5%	none
Classic USD	1.50%	No	none	0.40%	0.05%	3%	1.5%	none
I	0.75%	No	none	0.20%	0.01%	none	none	none
I USD	0.75%	No	none	0.20%	0.01%	none	none	none
Privilege	0.75%	No	none	0.25%	0.05%	3%	1.5%	none
BNP Paribas Funds Sustainable Multi-Asset Balanced								
Classic RH AUD MD	1.30%	No	none	0.30%	0.05%	3%	1.50%	none
Classic RH CAD MD	1.30%	No	none	0.30%	0.05%	3%	1.50%	none
Classic RH HKD MD	1.30%	No	none	0.30%	0.05%	3%	1.50%	none
Classic RH SGD	1.30%	No	None	0.30%	0.05%	3%	1.50%	none

Category	Fees payable by the sub-fund					Maximum Fees payable by the investors		
	Management (max) ⁽¹⁾	Performance (max) ⁽²⁾	Distribution (max) ⁽³⁾	Other (max) ⁽⁴⁾	TAB ⁽⁵⁾	Entry	Conversion ⁽⁶⁾	Exit
Classic RH SGD MD	1.30%	No	none	0.30%	0.05%	3%	1.50%	none
Classic RH USD	1.30%	No	None	0.30%	0.05%	3%	1.50%	none
Classic RH USD MD	1.30%	No	none	0.30%	0.05%	3%	1.50%	none
BNP Paribas Funds Sustainable Multi-Asset Growth								
Classic RH SGD	1.40%	No	none	0.35%	0.05%	3%	1.50%	none
Classic RH SGD MD	1.40%	No	none	0.30%	0.05%	3%	1.50%	none
Classic RH USD	1.40%	No	none	0.30%	0.05%	3%	1.50%	none
Classic RH USD MD	1.40%	No	none	0.30%	0.05%	3%	1.50%	none
BNP Paribas Funds Sustainable US Value Multi-Factor Equity								
Classic	1.50%	No	none	0.40%	0.05%	3%	1.5%	none
Classic EUR	1.50%	No	none	0.40%	0.05%	3%	1.5%	none
Classic H EUR	1.50%	No	none	0.40%	0.05%	3%	1.5%	none
I	0.75%	No	none	0.20%	0.01%	none	none	none
IH EUR	0.75%	No	none	0.20%	0.01%	none	none	none
Privilege	0.75%	No	none	0.25%	0.05%	3%	1.5%	none
BNP Paribas Funds Target Risk Balanced ⁽⁸⁾								
Classic	1.10%	No	none	0.35%	0.05%	3%	1.5%	none

Category	Fees payable by the sub-fund					Maximum Fees payable by the investors		
	Management (max) ⁽¹⁾	Performance (max) ⁽²⁾	Distribution (max) ⁽³⁾	Other (max) ⁽⁴⁾	TAB ⁽⁵⁾	Entry	Conversion ⁽⁶⁾	Exit
I	0.55%	No	none	0.20%	0.01%	none	none	none
Privilege	0.55%	No	none	0.25%	0.05%	3%	1.5%	none
BNP Paribas Funds US Growth								
Classic	1.50%	No	none	0.40%	0.05%	3%	1.5%	none
Classic H EUR	1.50%	No	none	0.40%	0.05%	3%	1.5%	none
Classic EUR	1.50%	No	none	0.40%	0.05%	3%	1.5%	none
I	0.75%	No	none	0.20%	0.01%	none	none	none
Privilege	0.75%	No	none	0.25%	0.05%	3%	1.5%	none
BNP Paribas Funds US Mid Cap								
Classic	1.75%	No	none	0.40%	0.05%	3%	1.5%	none
Classic EUR	1.75%	No	none	0.40%	0.05%	3%	1.5%	none
Classic H SGD	1.75%	No	none	0.40%	0.05%	3%	1.5%	none
I	0.85%	No	none	0.20%	0.01%	none	none	none
BNP Paribas Funds US Small Cap								
Classic	1.75%	No	none	0.40%	0.05%	3%	1.5%	none
Classic EUR	1.75%	No	none	0.40%	0.05%	3%	1.5%	none
Classic H EUR	1.75%	No	none	0.40%	0.05%	3%	1.5%	none

Category	Fees payable by the sub-fund					Maximum Fees payable by the investors		
	Management (max) ⁽¹⁾	Performance (max) ⁽²⁾	Distribution (max) ⁽³⁾	Other (max) ⁽⁴⁾	TAB ⁽⁵⁾	Entry	Conversion ⁽⁶⁾	Exit
Classic H SGD	1.75%	No	none	0.40%	0.05%	3%	1.5%	none
I	0.85%	No	none	0.20%	0.01%	none	none	none
Privilege	0.90%	No	none	0.25%	0.05%	3%	1.5%	none
U	1.75%	No	none	0.40%	0.05%	3%	1.5%	none
BNP Paribas Funds USD Money Market								
Classic	0.50%	No	none	0.15%	0.01%	3%	1.5%	none
I	0.20%	No	none	0.10%	0.01%	none	none	none
Privilege	0.25%	No	none	0.15%	0.01%	3%	1.5%	none
BNP Paribas Funds USD Short Duration Bond								
Classic	0.50%	No	none	0.25%	0.05%	3%	1.5%	none
Classic MD	0.50%	No	none	0.25%	0.05%	3%	1.5%	none
Classic H EUR	0.50%	No	none	0.25%	0.05%	3%	1.5%	none
I	0.20%	No	none	0.17%	0.01%	none	none	none
Privilege	0.25%	No	none	0.20%	0.05%	3%	1.5%	none

Footnotes:-

⁽¹⁾ “Management Fee” means fee serving to cover remuneration of the investment managers and, unless otherwise provided in Book II of the Luxembourg Prospectus, also distributors in connection with the marketing of the Company's stock.

⁽²⁾ The Company applies the Absolute Performance Fee, as explained below:

Absolute Performance Fee:

The positive difference between the NAV per share at the end of the financial year and the HWM of the share class or the initial offer price per share. Performance fee provision will be accrued at each valuation day based on the unswung (see Swing Pricing part in the Luxembourg Prospectus) share class' Total Net Asset if the NAV per share exceeds the HWM. The performance fee provision will be then adjusted at each valuation day depending of the share class performance. In case of underperformance at the end of the performance period, a loss is carried forward over a maximum period of 5 years. That means that after 5 consecutive years with no performance fees paid to the Management Company, the HWM will be reset.

Please refer to the “Performance Fee” section under the heading “Fees and Costs” in Book I of the Luxembourg Prospectus for further details on the principles applicable to the performance fee methodologies and terminologies

- (3) *“Distribution Fee” means the fee serving to cover remuneration of the distributors, supplemental to the portion of the management fee that they receive for their services.*
- (4) *“Other Fees” means fee serving to cover notably the following services: administration, domiciliary and fund accounting, audit, custody, depositary and safekeeping, documentation, such as preparing, printing, translating and distributing the Prospectus, Key Information Documents, financial reports, ESG certification and service fees, financial index licensing (if applicable), legal expenses, listing of shares on a stock exchange (if applicable), management company expenses (including among other AML/CFT, KYC, Risk and oversight of delegated activities), marketing operations, publishing fund performance data, registration expenses including translation, services associated with the required collection, tax and regulatory reporting, and publication of data about the Company, its investments and shareholders, transfer, registrar and payment agency.*
These fees do not include fees paid to independent Directors and reasonable out-of-pocket expenses paid to all Directors, expenses for operating hedged shares, duties, taxes and transaction costs associated with buying and selling assets, brokerage and other transactions fees, interest and bank fees.”
- (5) *“TAB”, i.e. Taxe d’abonnement, means the annual entry costs payable based on the NAV in accordance with Luxembourg law. In addition, the Company may be subject to foreign UCI’s tax, and/or other regulators levy, in the country where the sub-fund is registered for distribution.*
- (6) *Not authorised for the BNP Paribas Funds Environmental Absolute Return Thematic Equity (EARTH). Conversion remains possible, if authorised, between shares classes in the same sub-fund.*
For BNP Paribas Funds Multi-Asset Thematic, BNP Paribas Funds Sustainable Multi-Asset Balanced and BNP Paribas Funds Sustainable Multi-Asset Growth: Authorised only between these three sub-funds; Not authorised with other sub-funds.
- (7) *Absolute Performance Fee without Hurdle Rate model.*
- (8) *Indirect fee: 1.00% maximum, being ongoing charges incurred in underlying UCITS and/or UCIs in which the Company is invested in.*

APPENDIX 2

MANAGEMENT FEE

The current breakdown of the management fee of all the share classes of all the sub-funds as at the date of this Singapore Prospectus is as follows :

Annual Management Fees	
• Percentage retained by the Management Company	37% to 90% of the management fees
• Percentage that may be paid to Distributors	10% to 63% ⁽¹⁾ of the management fees

⁽¹⁾ Your financial adviser is required to disclose to you the amount of trailer fee it receives from the Investment Manager and/or its appointed distributors.

BNP PARIBAS FUNDS

**Amended Singapore Prospectus required pursuant to the
Securities and Futures Act, Chapter 289 of Singapore**



Signed by Cecile du MERLE
for and on behalf of
Pierre MOULIN
Director



Signed by Cecile du MERLE
for and on behalf of
Marnix ARICKX
Director



Signed by Cecile du MERLE
for and on behalf of
Giorgia D'ANNA
Director



Signed by Cecile du MERLE
for and on behalf of
Emmanuel COLLINET DE LA SALLE
Director



Marianne HUVE-ALLARD
Director



Cecile du MERLE
Director



Signed by Marianne HUVE-ALLARD
for and on behalf of
Philippe DITISHEIM
Director



Signed by Marianne HUVE-ALLARD
for and on behalf of
François ROUX
Director



Signed by Marianne HUVE-ALLARD
for and on behalf of
Georgina WILTON
Director

BNP Paribas Funds

AN OPEN-ENDED INVESTMENT COMPANY
INCORPORATED UNDER LUXEMBOURG LAW



PROSPECTUS
JUNE 2024



BNP PARIBAS
ASSET MANAGEMENT

The sustainable
investor for a
changing world

INFORMATION REQUESTS

BNP Paribas Funds
10 rue Edward Steichen
L-2540 Luxembourg
Grand Duchy of Luxembourg

NOTICE

This Prospectus may not be used for the purpose of an offer or solicitation to sell in any country or any circumstance in which such an offer or entreaty is not authorised.

The Company is approved as an Undertaking for Collective Investment in Transferable Securities (UCITS) in Luxembourg. It is specifically authorised to market its shares in Luxembourg, Austria, Bahrain, Belgium, Chile, Croatia, Cyprus, the Czech Republic, Denmark, Finland, France, Germany, Greece, Hong Kong, Hungary, Ireland, Italy, Jersey, Liechtenstein, Macau, the Netherlands, Norway, Peru, Poland, Portugal, Singapore, Slovakia, South Korea, Spain, Sweden, Switzerland, Taiwan, United Arab Emirates, and the United Kingdom. Not all the sub-funds, categories, or classes of shares are necessarily registered in these countries. It is vital that before subscribing, potential investors ensure that they are informed about the sub-funds, categories, or classes of shares that are authorised to be marketed in their country of residence and the constraints applicable in each of these countries.

In particular, the Company's shares have not been registered in accordance with any legal or regulatory provisions in the United States of America. Consequently, this document may not be introduced, transmitted or distributed in that country, or its territories or possessions, or sent to its residents, nationals, or any other companies, associations, employee benefit plans or entities whose assets constitute employee benefit plan assets whether or not subject to the United States Employee Retirement Income Securities Act of 1974, as amended (collectively, "Benefit Plans"), or entities incorporated in or governed by the laws of that country. Furthermore, the Company's shares may not be offered or sold to such persons.

In addition, no one may issue any information other than that presented in the Prospectus or the documents mentioned in it, which may be consulted by the public. The Company's Board of Directors vouches for the accuracy of the information contained in the Prospectus on the date of publication.

Lastly, the Prospectus may be updated to take account of additional or closed sub-funds or any significant changes to the Company's structure and operating methods. Therefore, subscribers are recommended to request any more recent documents as mentioned below under "Information for Shareholders". Subscribers are also recommended to seek advice on the laws and regulations (such as those relating to taxation and exchange control) applicable to the subscription, purchase, holding and redemption of shares in their country of origin, residence or domicile.

The Prospectus is only valid if accompanied by the latest audited annual report as well as the latest interim report if the latter is more recent than the annual report.

If there is any inconsistency or ambiguity regarding the meaning of a word or sentence in any translation of the Prospectus, the English version shall prevail.

CONTENTS

BOOK I OF THE PROSPECTUS

Contents	3
General Information	7
Terminology	10
General Provisions	18
Administration and Management	19
Investment Policy, Objectives, Restrictions and Techniques	22
Sustainable Investment Policy	23
Liquidity Risk Policy	29
The Shares	30
Fees and Costs	36
Internal Credit Quality Assessment Procedure applicable to MMF sub-funds	41
Net Asset Value	43
Tax Provisions	46
General Meetings and Information for Shareholders	48
Appendix 1 – Investment Restrictions	49
Appendix 2 – Techniques, Financial Instruments, and Investment Policies	56
Appendix 3 – Investment Risks	66
Appendix 4 – Liquidation, Merger, Transfer and Splitting Procedures	77
Appendix 5 – Pre-contractual disclosures for the products referred to in Article 8 and 9 of SFDR and article 5 and 6 of the Taxonomy Regulation	78

BOOK II OF THE PROSPECTUS

Aqua	82
Asia High Yield Bond	84
Asia Tech Innovators	86
Belgium Equity	88
Brazil Equity	90
China A-Shares	92
China Equity	94
Climate Impact	96
Consumer Innovators	98
Disruptive Technology	100
Ecosystem Restoration	102
Emerging Bond	104
Emerging Bond Opportunities	106
Emerging Markets Climate Solutions	108
Emerging Equity	110
Energy Transition	112
Enhanced Bond 6M	115
Environmental Absolute Return Thematic Equity (EARTH)	117
Euro Bond	120
Euro Bond Opportunities	122
Euro Corporate Bond	126
Euro Corporate Bond Opportunities	128
Euro Corporate Green Bond	130
Euro Defensive Equity	133
Euro Equity	135
Euro Flexible Bond	137
Euro Government Bond	140
Euro Government Green Bond	142
Euro High Conviction Income Bond	144
Euro High Yield Bond	146
Euro High Yield Short Duration Bond	148
Euro Inflation-Linked Bond	150
Euro Medium Term Income Bond	152
Euro Money Market	154
Euro Short Term Corporate Bond Opportunities	156
Europe Convertible	158
Europe Equity	160
Europe Growth	162

Europe Real Estate Securities	164
Europe Small Cap	166
Europe Small Cap Convertible	168
Flexible Global Credit	170
Global Absolute Return Multi-Factor Bond	172
Global Bond Opportunities	172
Global Climate Solutions	176
Global Convertible	178
Global Enhanced Bond 36M	181
Global Environment	185
Global High Yield Bond	187
Global Inflation-Linked Bond	189
Global Equity Net Zero Transition	191
Global Megatrends	194
Green Bond	196
Green Tigers	198
Health Care Innovators	200
Inclusive Growth	202
India Equity	204
Japan Equity	206
Japan Small Cap	208
Latin America Equity	210
Local Emerging Bond	210
Multi-Asset Opportunities	213
Multi-Asset Thematic	216
Nordic Small Cap	219
RMB Bond	221
Russia Equity	223
Seasons	225
SmaRT Food	228
Social Bond	230
Sustainable Asian Cities Bond	232
Sustainable Asia ex-Japan Equity	235
Sustainable Enhanced Bond 12M	238
Sustainable Euro Bond	241
Sustainable Euro Corporate Bond	243
Sustainable Euro Low Vol Equity	245
Sustainable Euro Multi-Factor Corporate Bond	247
Sustainable Euro Multi-Factor Equity	249
Sustainable Europe Dividend	251
Sustainable Europe Multi-Factor Equity	253
Sustainable Europe Value	255
Sustainable Global Corporate Bond	257
Sustainable Global Low Vol Equity	259
Sustainable Global Multi-Factor Corporate Bond	261
Sustainable Global Multi-Factor Equity	263
Sustainable Global Multi-Factor High Yield Bond	265
Sustainable Japan Multi-Factor Equity	267
Sustainable Multi-Asset Balanced	269
Sustainable Multi-Asset Flexible	272
Sustainable Multi-Asset Growth	275
Sustainable Multi-Asset Stability	278
Sustainable US Multi-Factor Corporate Bond	281
Sustainable US Multi-Factor Equity	283
Sustainable US Value Multi-Factor Equity	285
Target Risk Balanced	287
Turkey Equity	289
US Growth	291
US High Yield Bond	293
US Mid Cap	295
USD Short Duration Bond	297
US Small Cap	299
USD Money Market	301

BOOK III – PRE-CONTRACTUAL DISCLOSURES

An information section is available relating to each particular sub-fund. It specifies each sub-fund's investment policy and objective, the features of the shares, their Accounting Currency, valuation day, methods of subscription, redemption and/or conversion, applicable fees, and, if applicable, the history and other specific characteristics of the sub-fund in question. Investors are reminded that, unless otherwise provided in Book II, the general regulations stipulated in Book I will apply to each sub-fund.

BOOK I

GENERAL INFORMATION

REGISTERED OFFICE

BNP Paribas Funds
10 rue Edward Steichen
L-2540 Luxembourg
Grand Duchy of Luxembourg

THE COMPANY'S BOARD OF DIRECTORS**Chair**

Mr Pierre MOULIN, Global Head of Products and Strategic Marketing, BNP PARIBAS ASSET MANAGEMENT Europe, Paris

Members

Mr Marnix ARICKX, Chief Executive Officer, BNP Paribas Asset Management Europe, Belgian branch, Brussels
Mr Emmanuel COLLINET DE LA SALLE, Head of Group Networks, BNP PARIBAS ASSET MANAGEMENT Europe, Paris
Mrs Giorgia D'ANNA, Head of Group Networks Italy and International, BNP PARIBAS ASSET MANAGEMENT Europe, Paris
Mr Philippe DITISHEIM, Director, Paris, France
Mrs Cecile du MERLE, Head of Global Product Engineering, BNP PARIBAS ASSET MANAGEMENT Europe, Paris
Mrs Marianne HUVE-ALLARD, Head of Brand and Communication, BNP PARIBAS ASSET MANAGEMENT Europe, Paris
Mr François ROUX, Head of Global Product Strategy, BNP PARIBAS ASSET MANAGEMENT Europe, Paris
Mrs Georgina WILTON, Head of Business Management, Fundamental Active Equities, BNP PARIBAS ASSET MANAGEMENT UK Ltd, London

Company Secretary (non-member of the Board)

Mr Stéphane BRUNET, Chief Executive Officer, BNP PARIBAS ASSET MANAGEMENT Luxembourg, Luxembourg

MANAGEMENT COMPANY

BNP PARIBAS ASSET MANAGEMENT Luxembourg
10 rue Edward Steichen
L-2540 Luxembourg
Grand Duchy of Luxembourg

BNP PARIBAS ASSET MANAGEMENT Luxembourg is a Management Company as defined by Chapter 15 of the Luxembourg Law of 17 December 2010 concerning undertakings for collective investment.

The Management Company performs the administration, portfolio management and marketing duties.

THE MANAGEMENT COMPANY'S BOARD OF DIRECTORS**Chair**

Mr Pierre MOULIN, Global Head of Products and Strategic Marketing, BNP PARIBAS ASSET MANAGEMENT Europe, Paris

Members

Mr Stéphane BRUNET, Chief Executive Officer, BNP PARIBAS ASSET MANAGEMENT Luxembourg, Luxembourg
Mr Georges ENGEL, Independent Director, Vincennes, France
Mrs Marie-Sophie PASTANT, Head of ETF, Index & Synthetic Systematic Strategies Portfolio Management, BNP PARIBAS ASSET MANAGEMENT Europe, Paris

NAV CALCULATION

BNP Paribas, Luxembourg Branch
60 avenue J.F. Kennedy
L-1855 Luxembourg
Grand Duchy of Luxembourg

TRANSFER AND REGISTRAR AGENT

BNP Paribas, Luxembourg Branch
60 avenue J.F. Kennedy
L-1855 Luxembourg
Grand Duchy of Luxembourg

DEPOSITARY

BNP Paribas, Luxembourg Branch
60 avenue J.F. Kennedy
L-1855 Luxembourg
Grand Duchy of Luxembourg

INVESTMENT MANAGERS

BNP PARIBAS Group management entities:

- **Alfred Berg Kapitalforvaltning AS**
Munkedamsveien 34, PO box 1294 Vika, 0250 Oslo, Norway
A Norwegian Company, incorporated on 19 November 1989
Also acting through its Sweden branch
Holvslagargatan 3, PO box 70447, 107 25 Stockholm, Sweden
- **BNP PARIBAS ASSET MANAGEMENT Europe**
1 boulevard Haussmann, F-75009 Paris, France
A French company, incorporated on 28 July 1980
Also acting through its Dutch/Netherlands branch
Herengracht 595, PO box 71770, NL-1008 DG Amsterdam, The Netherlands
Also acting through its Belgian branch
Montagne du Parc 3, 1000 Brussels, Belgium
- **BNP PARIBAS ASSET MANAGEMENT Asia Ltd.**
Suite 1701, 17/F, Lincoln House, Taikoo Place, 979 King's Road, Quarry Bay, Hong-Kong
A Hong Kong company, incorporated on 29 October 1991
- **BNP PARIBAS ASSET MANAGEMENT Brasil Ltda**
Av. Juscelino Kubitschek 510-11 Andar, 04543-00 Sao Paulo – SP, Brazil
A Brazilian company, incorporated on 20 May 1998
- **BNP PARIBAS ASSET MANAGEMENT Singapore Limited**
20 Collyer Quay Tung Center #01-01, Singapore 049319
A Singapore company incorporated on 22 December 1993
- **BNP PARIBAS ASSET MANAGEMENT UK Ltd.**
5 Aldermanbury Square, London EC2V 7BP, United Kingdom
A UK company incorporated on 27 February 1990
- **BNP PARIBAS ASSET MANAGEMENT USA, Inc.**
200 Park Avenue, 11th floor, New York, NY 10166, USA
An US company, incorporated on 24 August 1972
- **TEB Portföy Yönetimi A.Ş.**
Gayrettepe Mahallesi Yener Sokak n° 1 Kat. 9 Besiktas 34353 Istanbul, Turkey
A Turkish company, incorporated on November 1999

Non-group management entities:

- **BARODA BNP PARIBAS ASSET MANAGEMENT INDIA PRIVATE LIMITED**
Crescenzo, 7th Floor, G Block, Bandra Kurla Complex, Bandra (East), Mumbai - 4000051
An Indian company, incorporated on 4 November 2003
Acting as investment manager for the "India Equity" sub-fund since 29 April 2024
- **Impax Asset Management Limited**
7th Floor, 30 Panton Street, London, SW1Y 4AJ, United Kingdom
A UK company, incorporated on 10 June 1998
Acting as manager for the "Aqua", "Climate Impact", "Global Environment", "Green Tigers", and "SMaRT Food" sub-funds
- **Mitsubishi UFJ Kokusai Asset Management Co. Ltd**
1-12-1 Yurakucho, Chiyoda-ku, Tokyo 100-0006, Japan
A Japanese company, incorporated and registered with the Registrar of Companies for Tokyo Legal Affairs Bureau under registered/company number (the "Delegate"), Legal Entity Identifier (LEI) number: 353800AKL46K41TUXX33
Acting as manager for the "Japan Equity" sub-fund
- **Sumitomo Mitsui DS Asset Management Company, Limited**
Atago Green Hills, Mori Tower, 28F, 2-5-1 Atago Minato-ku, Tokyo 105-6228, Japan
A Japanese company, incorporated on 1st December 2002
Acting as manager for the "Japan Small Cap" sub-fund

GUARANTOR

BNP PARIBAS
16 boulevard des Italiens
F-75009 Paris
France

The "Seasons" sub-fund benefits from a guarantee.

AUDITOR

PricewaterhouseCoopers, Société coopérative
2, rue Gerhard Mercator
B.P. 1443
L-1014 Luxembourg
Grand Duchy of Luxembourg

ARTICLES OF ASSOCIATION

The Company was incorporated on 27 March 1990 and a notice was published in the *Mémorial, Recueil Spécial des Sociétés et Associations* (the "Mémorial").

The Articles of Association have been modified at various times, most recently at the Extraordinary General Meeting held on 26 April 2021, with publication in the RESA on 10 May 2021.

The latest version of the Articles of Association has been filed with the Trade and Companies Registrar of Luxembourg, where any interested party may consult it and obtain a copy (website www.lbr.lu).

TERMINOLOGY

For purposes of this document, the following terms shall have the following meanings. The below terminology is a generic list of terms. Some of them may therefore not be used in the present document.

<u>ABS:</u>	Asset-Backed Securities: Securities backed by the cash flows of a pool of assets (mortgage and non-mortgage assets) such as home equity loans, company receivables, truck and auto loans, leases, credit card receivables and student loans. ABS are issued in tranches format or as pass-through certificates, which represent undivided fractional ownership interests in the underlying pools of assets. Therefore, repayment depends largely on the cash flows generated by the assets backing the securities
<u>Accounting Currency:</u>	Currency in which the assets of a sub-fund are stated for accounting purposes, which may be different of the share category valuation currency
<u>Active Trading:</u>	Subscription, conversion, or redemption in the same sub-fund over a short period of time and involving substantial amounts, usually with the aim of making a quick profit. This activity is prejudicial to other shareholders as it affects the sub-fund's performance and disrupts management of the assets
<u>ADR / GDR:</u>	ADR / GDR refer to all categories of American Depositary Receipts and Global Depositary Receipts, mirror substitutes for shares which cannot be bought locally for legal reasons. ADRs and GDRs are not listed locally but on such markets as New York or London and are issued by major banks and/or financial institutions in industrialised countries in return for deposit of the securities mentioned in the sub-fund's investment policy
<u>Alternative Investments:</u>	Investments outside of the traditional asset classes of equities, debt securities and cash: they include UCITS/UCIs with alternative strategies in so far as they fulfil the requirements of the section "Units or Shares of UCITS or other UCIs" of the Appendix 1 of the Book I of the Prospectus, Managed Futures, Real Estate Investments (indirectly), Commodities Investments (indirectly), Inflation-linked Products and Derivatives Contracts. Alternative investments strategies may pursue the following strategies: Equity Long / Short, Equity Market Neutral, Convertible Arbitrage, Fixed Income Arbitrage (yield curve arbitrage or corporate spread arbitrage), Global Macro, Distressed Securities, Multi-strategy, Managed Futures, Take-over / merger arbitrage, Volatility arbitrage, Total Return
<u>Asset Securitisation:</u>	Financial package (off-balance sheet) which consists of issuing securities backed to a basket of assets (mortgages: residential and commercial mortgages, consumer loans, automobile loans, student loans, credit card financing, equipment loans and leases, business trade receivables, inventories among others) and based on the quality of the collateral they offer or their level of risk. The underlying assets are virtually "transformed" into securities, hence "securitisation"
<u>Authorised Investors:</u>	Investors specially approved by the Board of Directors of the Company
<u>Benchmark Register:</u>	The Benchmark Index Administrators Register held by ESMA, in accordance with Article 36 of the Benchmark Regulation 2016/1011
<u>BMTN:</u>	Mid-Term Negotiable Notes (in French <i>Bons à Moyen Terme Négociables</i>) belong to the French category of negotiable debt securities (TCN : <i>Titres de créances négociables</i>); they are negotiable debt securities with a greater than one-year initial duration; generally they are issued by credit institutions
<u>Bond Connect:</u>	The "Bond Connect" is a mutual market access program between the PRC interbank bond market and Hong Kong bond market infrastructures as approved by People's Bank of China and Hong Kong Monetary Authority. It allows investors from Mainland China and overseas to trade in each other's bond markets through a market infrastructure linkage in Hong Kong.
<u>CDS:</u>	Credit Default Swap: When buying or selling a CDS the Company hedges against the risk of an issuer's default by paying a quarterly premium. In the event of payment default, settlement may be made either in cash, in which case the buyer of the protection receives the difference between the face value and the recoverable value, or in the form of an in-kind settlement, in which case the buyer of the protection sells the defaulting security, or another security chosen from a basket of deliverable securities agreed in the CDS contract, to the seller of the protection and recovers the face value. The events that constitute default are defined in the CDS contract, along with the procedures for delivery of the bonds and debt certificates
<u>CDSC:</u>	Contingent Deferred Sales Charge: A charge, paid to the Management Company and serving to cover remuneration of the distributors, that is deducted from redemption proceeds and calculated on the redemption NAV, as further detailed in Book I (The Shares)
<u>CFD:</u>	Contract for Difference: Contract between two parties whereby they agree on a cash payment between them in the amount of the difference between two valuations of the underlying asset, at least one of which is unknown when they enter into the contract. By entering into a CFD, the Company undertakes to pay (or receive) the difference between the valuation of the underlying asset at the time of entering into the contract and the valuation of the underlying asset at a particular moment in the future
<u>Circular 08/356:</u>	Circular issued by the CSSF on 4 June 2008 concerning the rules applicable to undertakings for collective investment when they utilise certain techniques and instruments based on transferable securities and money market instruments. This document is available on the CSSF website (www.cssf.lu)
<u>Circular 11/512:</u>	Circular issued by the CSSF on 30 May 2011 concerning: a) The presentation of the main regulatory changes in risk management following the publication of the CSSF Regulation 10-4 and ESMA clarifications; b) Further clarification from the CSSF on risk management rules; c) Definition of the content and format of the risk management process to be communicated to the CSSF. This document is available on the CSSF website (www.cssf.lu)

<u>Circular 14/592:</u>	Circular issued by the CSSF on 30 September 2014 concerning ESMA guidelines on ETF and other UCITS issues. This document is available on the CSSF website (www.cssf.lu)
<u>Closed-ended REIT:</u>	Real Estate Investment Trust which complies with the provisions of article 2 of the Grand Ducal Regulation dated 8 February 2008, the units of which are listed on a Regulated Market is classified as a transferable security listed on a Regulated Market, investments in closed-ended REITs which are not listed on a Regulated Market, are currently limited to 10% of the net assets of a sub-fund
<u>CBO:</u>	Collateralised Bond Obligation: Bonds backed by a collection of low-grade debt securities (such as junk bonds); CBOs are separated into tranches based on various levels of credit risk (called tiers) that are determined by the quality of bonds involved. When issuing CBO, the issuer can post more collateral than necessary in an attempt to obtain a better debt rating from a credit rating agency (overcollateralisation)
<u>CDO:</u>	Collateralised Debt Obligation: A structured financial product that pools together cash flow-generating assets and repackages this asset pool into discrete tranches that can be sold to investors. A CDO is so-called because the pooled assets, such as mortgages, bonds and loans, are essentially debt obligations that serve as collateral for the CDO. The tranches in a CDO vary substantially in their risk profile. The senior tranches are relatively safer because they have first priority on the collateral in the event of default. As a result, the senior tranches of a CDO generally have a higher credit rating and offer lower coupon rates than the junior tranches, which offer higher coupon rates to compensate for their higher default risk. CDOs include CBOs, CLOs and CMOs
<u>CLO:</u>	Collateralised Loan Obligation: A security backed by a pool of bank (commercial or personal) loans (often low-rated corporate loans) structured so that there are several classes of bondholders with varying credit qualities called tranches
<u>CMO:</u>	Collateralised Mortgage Obligation: A type of MBS created by redirecting the cash flows from underlying pools of mortgages to different classes of bonds called tranches. The redistribution of scheduled principal, unscheduled principal and interest from the underlying mortgage pool to different tranches creates securities with different coupon rates, average lives and price sensitivities. Consequently, these instruments can be used to match an investor's particular risk and return objectives more closely
<u>CMBS:</u>	Commercial (or Collateralised) Mortgage Backed Security: A security created by pooling a group of (non-residential) mortgages on commercial real estate, office building, warehousing facilities, multi-family real estate. CMBS are structured so that there are several classes of bondholders with varying credit qualities called tranches
<u>Company Name:</u>	BNP Paribas Funds
<u>Contingent Convertible:</u>	A Contingent Convertible is a type of Subordinated Debt for banks designed to absorb large loss threatening the capital, via an automatic conversion into equity. Contingent Convertibles can be Tier 1 or Tier 2 instruments. <u>Contingent Convertible Characteristics</u> <ul style="list-style-type: none"> - Trigger: the automatic conversion into equity is triggered by the level of Common Equity Tier 1 (CET1) capital, which can be high (around 7%), or low (5.125%) in 2014. As such, low trigger Contingent Convertibles are less risky than high triggers - Loss Absorption Mechanism: it is the mode of transformation of the debt instrument into core equity. It can be a conversion into shares for listed banks, or a write-down (the bank books a capital gain in its Profits & Losses balance sheet). Write-downs can be full or partial, permanent or temporary. In case of temporary write-down, later write-ups are possible under certain conditions - Coupons: Tier 1 Contingent Convertibles are with fully discretionary and not cumulative coupons, whereas Tier 2 Contingent Convertibles have coupon that have to be paid ("Must Pay"). In addition, if the capital ratios of the bank get too close to a regulatory minimum (10-12% in 2014) depending on banks, coupons are subject to mandatory cancellation. They are reset every five years, when the Contingent Convertible is callable - Maturity: Tier 2 Contingent Convertibles are dated, and can be entirely paid all at once on the maturity date (bullet) or can be redeemed any time before reaching maturity date (callable). Tier 1 Contingent Convertibles are perpetual, usually with a call option every five years - Point Of Non Viability (PONV): this is the moment when the banks' supervisory authorities decide that the bank is facing liquidity problems and subsequently take control and take actions to solve this issue. The determination of the PONV is left to the National banks' supervisory authorities on a case by case basis <u>Additional Tier 1 Capital (AT1)</u> is made up of: <ul style="list-style-type: none"> - Subordinated and perpetual Tier 1 capital instruments issued by a bank that are not included in CET1; - Share premium resulting from the issue of AT1 capital instruments; - Instruments issued by consolidated bank subsidiaries and held by third parties. The instruments must meet AT1 capital requirements criteria and not included in CET1; - Regulatory adjustments applied in the calculation of AT1. <u>Common Equity Tier 1 (CET1)</u> A measurement of a bank's core equity capital compared with its total risk-weighted assets. This is the measure of a bank's financial strength. The Tier 1 common capital ratio excludes any preferred shares or non-controlling interests when determining the calculation <u>Tier 1 capital</u> It includes only permanent shareholders' equity (issued and fully-paid ordinary shares/common stock and perpetual non-cumulative preference shares) and disclosed reserves (created or increased by

appropriations of retained earnings or other surplus, e.g. share premiums, retained profit, general reserves and legal reserves). Disclosed reserves also include general funds (Basle Capital Accord)

Tier 2 capital

It is designated as "supplementary capital", and is composed of items such as undisclosed reserves, revaluation reserves, general provisions/general loan-loss reserves, hybrid (debt/equity) capital instruments and subordinated term debt. Tier 2 capital is the secondary component of bank capital, in addition to Tier 1 capital, that makes up a bank's required reserves

Covered Bond:

Debt security issued by a financial institution and backed by a separate group of assets; in the event the financial institution becomes insolvent, the bond is covered.

CSSF:

Commission de Surveillance du Secteur Financier, the regulatory authority for UCI in the Grand Duchy of Luxembourg

Currencies:

AUD: Australian Dollar

BRL: Brazilian Real

CAD: Canadian Dollar

CHF: Swiss Franc

CNH: Chinese Yuan Renminbi Offshore (outside of China)

CNY: Chinese Yuan Renminbi Onshore

CZK: Czech Koruna

EUR: Euro

GBP: British Pound

HUF: Hungary Forint

HKD: Hong Kong Dollar

JPY: Japanese Yen

NOK: Norwegian Krone

PLN: Polish Zloty

RMB: Chinese Renminbi, unless otherwise provided refers either to CNY traded onshore or CNH traded offshore. Both may have a value significantly different to each other since currency flows in/out of mainland China are restricted.

SEK: Swedish Krona

SGD: Singapore Dollar

USD: US Dollar

ZAR: South African Rand

Direct CIBM Access:

Direct CIBM Access is a program introduced by People's Bank of China allowing eligible foreign institutional investors to invest in the China interbank bond market ("CIBM") without quota limit. Foreign institutional investors can invest in cash bonds available in CIBM as well as derivative products (e.g. bond lending, bond forward, forward rate agreement and interest rate swap) for hedging purpose

Directive 78/660:

European Council Directive 78/660/EEC of 25 July 1978 concerning the annual accounts of certain forms of companies, as amended

Directive 83/349:

European Council Directive 83/349/EEC of 13 June 1983 concerning consolidated accounts, as amended

Directive 2014/65:

MIFID: European Council Directive 2014/65/EU of 15 May 2014 on markets in financial instruments repealing the Directive/2004/39/EC of 21 April 2004

Directive 2009/65:

European Council Directive 2009/65/EC of 13 July 2009 regarding the coordination of legislative, regulatory and administrative provisions concerning undertakings for collective investment in transferable securities (UCITS IV) as amended by the Directive 2014/91

Directive 2011/16:

European Council Directive 2011/16/EU of 15 February 2011 on administrative cooperation in the field of taxation as amended by the Directive 2014/107

Directive 2013/34:

European Council Directive 2013/34/EU of 26 June 2013 on the annual financial statements, consolidated financial statements and related reports of certain types of undertakings,

Directive 2014/91:

European Parliament and of the Council Directive 2014/91/EU on the coordination of laws, regulations and administrative provisions relating to undertakings for collective investments in transferable securities (UCITS) as regards depositary functions, remuneration policies and sanctions (UCITS V) amending the Directive 2009/65

Directive 2014/107:

European Council Directive 2014/107/EU of 9 December 2014 amending Directive 2011/16 as regards mandatory automatic exchange of information (AEOI) in the field of taxation

Distressed (default) securities:

Financial instruments of companies or government entities or central bank that is near or is currently going through default and or bankruptcy (inability to meet financial obligations; reorganisation, restructuring). As a result, this financial instrument suffers a substantial reduction in value (when yield to maturity is greater than 8% to 10% above the risk free rate of return and or when rated CCC or below). Distressed securities include corporate bonds, common and preferred shares, bank debt, trade claims (goods owed), warrants, convertible bonds

EDS:

Equity Default Swap: When buying equity default swap the Company hedges against the risk of a sharp fall (the current market norm is 70%) in the value of the underlying security on the stock markets, regardless

of the cause for the fall, by paying a quarterly premium. When the risk is realised, i.e. when the closing price on the stock market reaches or exceeds the threshold (of – 70%), the payment is made in cash: the buyer of the protection receives a pre-determined percentage (the current European market norm is 50%) of the notional amount initially assured

EEA:

European Economic Area

Eligible Supra & Public Debt Collateral :

Issuer belonging to the following category of national and/or supranational entities for reverse repurchase agreements by way of derogation to article 15.6 of Regulation 2017/1131, provided that a favourable internal credit quality assessment has been received:

- the Union,
- a central authority or central bank of a Member State (for example: Republic of France or the “Caisse d’amortissement de la dette sociale - CADES” in France),
- the European Central Bank,
- the European Investment Bank,
- the European Stability Mechanism,
- the European Financial Stability Facility,
- a central authority or central bank of a Third Country, (such as the Federal Reserve System of the United States of America - FED).

ELN:

Equity Linked Notes: Equity financial derivative instrument structured by combining a long call option on equity (basket of equities or equity index) with a long discount bond position; it provides investors fixed income principal protection along with equity market upside exposure. The coupon or final payment at maturity is determined by the appreciation of the underlying equity

Emerging markets:

non OECD countries prior to 1 January 1994 together with Turkey and Greece

In the Emerging markets, 2 different categories may be identified by the main providers of indices:

- Frontier markets: a sub-category of emerging markets designating growing economies with widely varying characteristics in terms of development, growth, human capital, demographics and political openness.
- Advanced emerging markets: a sub-category of countries in the group of emerging markets gathering the best ranked countries in terms of market efficiency, regulatory environment, custody and settlement procedures and dealing tools available

EMTN:

Euro Medium Term Notes: Medium-term debt securities characterised by their high level of flexibility for both the issuer (corporate issuers and public bodies) and the investor. EMTN are issued according to an EMTN programme, which means that use of debt funding can be staggered and the amounts involved varied. The arranger of the issue will not necessarily underwrite it, which means that the issuer cannot be certain of raising the full amount envisaged (it is therefore in the issuer’s interest to have a good credit rating)

Equity:

A stock or any other security representing an ownership interest

Equity equivalent security:

ADR, GDR and investment certificates

ESG:

Environmental, Social and Governance

ESMA:

European Securities and Markets Authority

ESMA/2011/112:

Guidelines to competent authorities and UCITS management companies on risk measurement and the calculation of global exposure for certain types of structured UCITS issued by the ESMA on April 14, 2011. This document is available on the ESMA website (www.esma.europa.eu)

ETC:

Exchange Traded Commodities: Trade and settle like ETFs but are structured as debt instruments. They track both broad and single commodity indices. ETC either physically hold the underlying commodity (e.g. physical gold) or get their exposure through fully collateralised swaps

ETF:

Exchange Traded Funds: Exchange traded products that are structured and regulated as mutual funds or collective investment schemes

To be eligible an ETF shall be a UCITS, or a UCI compliant with the conditions set out in the Appendix I of the Prospectus

ETN:

Exchange Traded Notes: Unsecured, unsubordinated debt securities issued by a bank and traded on a major exchange; ETN offered return based on the performance of a market index minus applicable fees, with no period coupon payments distributed and no principal protections. As ETN are issued by banks, their value also depends on the credit rating of the issuer. ETN can be linked to commodities, equities, bullions.

FII:

Qualified Foreign Institutional Investor pursuant to the FII Regulations

FII Regulations:

The PRC (People’s Republic China) laws, rules, regulations, circulars, orders, notices, directives or directions governing the establishment and operation of the qualified foreign institutional investors regime in the PRC (including the Qualified Foreign Institutional Investor program (“QFII program”) and the RMB Qualified Foreign Institutional Investor program (“RQFII program”)), as may be promulgated and/or amended from time to time

FII sub-funds:

Collective investment schemes which can fully or partially invest into mainland Chinese domestic securities via the FII License: “China A-Shares”, “China Equity”, “Global Convertible”, and “RMB Bond” sub-funds

GSS:

the Global Sustainability Strategy policy which governs the approach to sustainability of BNP Paribas Asset Management and can be found under the following link: [Global Sustainability Strategy](#)

<u>Hard Currencies:</u>	AUD, CAD, CHF, EUR, GBP, JPY, and USD
<u>HELOC:</u>	Home Equity Line of Credit: A line of credit extended to a homeowner that uses the borrower's home as collateral. Once a maximum loan balance is established, the homeowner may draw on the line of credit at his or her discretion. Interest is charged on a predetermined variable rate, which is usually based on prevailing prime rates
<u>High Yield Bonds:</u>	These bond investments correspond to the ratings assigned by the rating agencies for borrowers rated below BBB- on the Standard & Poor's or Fitch rating scale and below Baa3 on the Moody's rating scale. Such high-yield bond issues are loans that generally take the form of bonds with a 5-, 7- or 10-year maturity. The bonds are issued by companies with a weak financial base. The return on the securities, and their level of risk, is significant, making them highly speculative. In the case, of securities rated by two or more agencies, the worst rate available will be considered
<u>Hybrid Security:</u>	A single financial security that combines two or more different financial instruments. Hybrid securities, often referred to as "hybrids," generally combine both debt and equity characteristics. The most common type of hybrid security is a convertible bond that has features of an ordinary bond but is heavily influenced by the price movements of the stock into which it is convertible.
<u>Institutional Investors:</u>	Legal entities who hold for their own account and who are either considered to be professionals for the purpose of Annex II to Directive 2014/65 (MiFID), or who may, on request, be treated as professionals according to applicable local legislation ("Professionals"), UCI, and insurance companies or pension funds subscribing within the scope of a group savings scheme or an equivalent scheme. Portfolio managers subscribing within the scope of discretionary portfolios management mandates for other than Institutional Investors qualified as Professionals are not included in this category.
<u>Investment Grade Bonds:</u>	These bond investments correspond to the ratings assigned by the rating agencies for borrowers rated between AAA and BBB- on the Standard & Poor's or Fitch rating scale and Aaa and Baa3 on the Moody's rating scale. In the case of securities rated by two agencies, the best rating among the two available will be taken. In the case of securities rated by three agencies, the two best ratings among the three available will be taken
<u>IRS:</u>	Interest Rate Swap: OTC agreement between two parties to exchange one stream of interest payments for another, over a set period of time without exchange of notionals. IRS allow portfolio managers to adjust interest rate exposure and offset the risks posed by interest rate volatility. By increasing or decreasing interest rate exposure in various parts of the yield curve using swaps, managers can either increase or neutralize their exposure to changes in the shape of the curve. Within Money Market sub-funds of the Company IRS are only negotiated for hedging purpose (i.e. IRS with a fixed rate paying leg and a variable rate receiving leg).
<u>KID:</u>	Key Information Document within the meaning of Regulation 1286/2014
<u>Law:</u>	Luxembourg law of 17 December 2010 concerning undertakings for collective investment. This law implements Directive 2009/65/EC (UCITS IV) of 13 July 2009 into Luxembourg law
<u>Law of 10 August 1915:</u>	Luxembourg law of 10 August 1915 on commercial companies, as amended
<u>Mainland China Securities:</u>	Securities traded in People's Republic of China included but not limited to China 'A' Shares (Shares listed in CNY in the Shanghai or Shenzhen stock exchanges and which are exclusively reserved to Chinese or eligible foreign investors), China 'B' Shares (Shares listed in foreign currencies in the Shanghai or Shenzhen stock exchanges and reserved to foreign investors) and/or any other equities and debt securities issued or settled in CNY and/or P-Notes linked to those securities. China 'H' shares (Shares listed in HKD in Hong Kong Stock exchange) are not concerned
<u>Managers:</u>	Portfolio managers subscribing within the scope of discretionary individual portfolios management mandates
<u>Market Timing:</u>	Arbitrage technique whereby an investor systematically subscribes and redeems or converts units or shares in a single UCITS within a short space of time by taking advantage of time differences and/or imperfections or deficiencies in the system of determining the NAV of the UCITS. This technique is not authorised by the Company
<u>MBS:</u>	<p>Mortgage Backed Security: also known as "mortgage-related security". A type of security that is backed (collateralised) by a mortgage loan or collection of mortgages loan with similar characteristics. These securities usually pay periodic payments that are similar to coupon payments; the mortgage must have originated from a regulated and authorized financial institution. Mortgage securities are backed by a wide variety of loans with generally 4 borrower characteristics (agency mortgages, prime jumbo mortgages, Alt-A mortgages and subprime mortgages)</p> <p>Loans that satisfy the underwriting standard of the agencies are typically used to create RMBS that are referred to as <u>agency</u> mortgage-backed securities (MBS). All other loans are included in what is referred to generically as <u>non-agency</u> MBS; the agency MBS market includes three types of securities:</p> <ul style="list-style-type: none"> - agency mortgage pass-through securities - agency collateralized mortgage obligations (CMOs) - agency stripped MBS
<u>Member State:</u>	Member state of the European Union. The states that are contracting parties to the agreement creating the European Economic Area other than the Member States of the European Union, within the limits set forth by this agreement and related acts are considered as equivalent to Member States of the European Union

Money Market Funds (hereinafter "MMF"):

Money market funds compliant with Regulation 2017/1131 that:

- Require authorization as UCITS or are authorized as UCITS under Directive 2009/65/EC or are Alternative Investment Funds under Directive 2011/61/EU
- Invest in short-term assets; and
- Have distinct or cumulative objectives returns in line with money market rates or preserving the value of the investment

Short-Term Money Market Funds are a sub-part of this category with stricter guidelines (in terms of maximum maturities or minimum liquidity threshold) defined in the Regulation 2017/1131 and can only invest in other Short-Term Money Market Funds.

Standard Money Market Funds are a sub-part of this category with less strict guidelines (in terms of maximum maturities or minimum liquidity threshold) defined in the same Regulation and can invest in both Short-Term Money Market Funds and other Standard Money Market Funds.

All Money Market sub-funds of the Company are classified as Standard Money Market Funds qualified as VNAV

Money Market Instruments:

Instruments normally dealt on the money market that are liquid and whose value can be accurately determined at any time.

NAV:

Net Asset Value

OECD:

Organisation for Economic Co-operation and Development

OTC:

Over The Counter

P-Notes:

Participatory Notes: offshore OTC transferable securities issued by registered foreign institutional investors (FII) (associates of local based foreign brokerages and domestic institutional brokerages) to overseas investors, who wish to invest in some specific restricted local stock markets (India, China Shenzhen and Shanghai for China A-shares, some Middle East markets, North African markets and Korea) without registering themselves with the market regulator

PRC:

People's Republic of China

PRC Broker:

A broker based in the PRC selected by the Investment Manager to act on its behalf in each of the two onshore PRC securities markets

PRC Custodian:

A custodian based in the PRC to locally maintain assets of the relevant sub-fund in custody

Prospectus:

The present document

RBC Policy:

the Responsible Business Conduct Policy defining 1) norms-based screens, such as the UN Nations Global Compact principles and OECD Guidelines for Multinational Enterprises, and 2) BNP Paribas Asset Management sector policies. More information are available on the following link: Responsible Business Conduct policy

Real Estate Investments:

Investments in Real Estate certificates, shares of companies linked to Real Estate, closed-ended REITs

Reference Currency:

Main currency when several valuation currencies are available for a same share

Regulation 1060/2009:

Regulation (EC) 1060/2009 of the European Parliament and of the Council of 16 September 2009 on credit rating agencies

Regulation 1286/2014

Regulation (EU) 1286/2014 of the European Parliament and of the Council of 26 November 2014 on key information documents for packaged retail and insurance-based investment products (PRIIPS)

Regulation 2015/2365:

Regulation (EU) 2015/2365 of the European Parliament and of the Council of 25 November 2015 on transparency of securities financing transactions and of reuse and amending Regulation (EU) 648/2012 (SFTR)

Regulation 2016/679:

Regulation (EU) 2016/679 of the European Parliament and of the Council of 27 April 2016 on the protection of natural persons with regard to the processing of personal data and on the free movement of such data, and repealing Directive 95/46/EC (General Data Protection Regulation – "GDPR")

Regulation 2016/1011:

Regulation (EU) 2016/1011 of the European Parliament and of the Council of 8 June 2016 on indices used as benchmarks in financial instruments and financial contracts or to measure the performance of investment funds

Regulation 2017/1131:

Regulation (EU) 2017/1131 of the European Parliament and of the Council of 14 June 2017 on money market funds

Regulation 2019/2088:

Regulation (EU) 2019/2088 of the European Parliament and of the Council of 27 November 2019 on sustainability-related disclosures in the financial services sector, also known as the Sustainable Finance Disclosure Regulation (**SFDR**) and that lays down harmonised rules for financial market participants on transparency with regard to the integration of sustainability risks and the consideration of adverse sustainability impacts in their processes and the provision of sustainability-related information with respect to financial products.

<u>Regulation 2020/852:</u>	Regulation (EU) 2020/852 of the European Parliament and of the Council of 18 June 2020 on the establishment of a framework to facilitate sustainable investments, and amending Regulation (EU) 2019/2088 (Taxonomy Regulation), and that implements the criteria for determining whether an economic activity qualifies as environmentally sustainable.
<u>Repurchase / Reverse Repurchase transaction:</u>	A transaction governed by an agreement by which a counterparty transfers securities, or guaranteed rights relating to title to securities where that guarantee is issued by a recognised exchange which holds the rights to the securities and the agreement does not allow a counterparty to transfer or pledge a particular security to more than one counterparty at a time, subject to a commitment to repurchase them, or substituted securities of the same description at a specified price on a future date specified, or to be specified, by the transferor, being a repurchase agreement for the counterparty selling the securities and a reverse repurchase agreement for the counterparty buying them
<u>RESA:</u>	Recueil Electronique des Sociétés et Associations
<u>RMBS:</u>	Residential Mortgage Backed Security: A type of mortgage-backed debt obligation created by banks and other financial institutions whose cash flows come from residential debt, such as mortgages, home-equity loans and subprime mortgages
<u>Securities Lending or Borrowing:</u>	A transaction by which a counterparty transfers securities subject to a commitment that the borrower will return the securities on a future date or when requested to do so by the transferor, that transaction being considered as securities lending for the counterparty transferring the securities and being considered as securities borrowing for the counterparty to which they are transferred.
<u>SFT:</u>	Securities Financing Transactions which means: <ul style="list-style-type: none"> - a repurchase or reverse repurchase transaction; - securities lending and securities borrowing; - a buy-sell back transaction or sell-buy back transaction - a margin lending transaction
<u>Sustainable Investment:</u>	According to SFDR an investment in an economic activity that contributes to an environmental objective, as measured, for example, by key resource efficiency indicators on the use of energy, renewable energy, raw materials, water and land, on the production of waste, and greenhouse gas emissions, or on its impact on biodiversity and the circular economy, or an investment in an economic activity that contributes to a social objective, in particular an investment that contributes to tackling inequality or that fosters social cohesion, social integration and labour relations, or an investment in human capital or economically or socially disadvantaged communities, provided that such investments do not significantly harm any of those objectives and that the investee companies follow good governance practices, in particular with respect to sound management structures, employee relations, remuneration of staff and tax compliance
<u>Social Bonds:</u>	Issuer self-labelled bonds where the issuer commits to allocate proceeds raised from the bond's issuance towards projects, assets, and/or activities that deliver benefits towards some social objective(s) (e.g. access to essential services, access to basic infrastructure). Social bond issuers typically use international guidelines such as the ones defined by the International Capital Market Association Social Bond Principles to structure their social bond. Social bonds typically have a structure of four components – use of proceeds, project selection process, management of proceeds, reporting. The Sustainability Center of BNP PARIBAS ASSET MANAGEMENT will assess the Social Bonds on the basis of these criteria.
<u>Sovereign Eligible Issuer:</u>	Issuer belonging to the following category of national and/or supranational entities eligible for diversification by way of derogation to article 17.7 of Regulation 2017/1131: <ul style="list-style-type: none"> - the Union, - the national administrations (countries or state agencies - for example: Republic of Singapore or the "Caisse d'amortissement de la dette sociale - CADES" in France, - regional (for example: 18 regions or 101 French departments) and local (for example: Société du Grand Paris, Rennes Métropole but also City of Stockholm or City of Turin) of the Member States or their central banks administrations, - the European Central Bank, the European Investment Bank, the European Investment Fund, the European Stability Mechanism, the European Financial Stability Facility, - a central authority or the central bank of a Third Country such as the Federal Reserve System of the United States of America (FED) - the International Monetary Fund, the International Bank for Reconstruction and Development, the Council of Europe Development Bank, the European Bank for Reconstruction and Development, the Bank for International Settlements
<u>Stock Connect:</u>	The "Stock Connect" is a program which aims to achieve mutual stock market access between Mainland China and Hong Kong. Stock Connect is a securities trading and clearing linked program developed by Hong Kong Exchanges and Clearing Limited ("HKEx"), Shanghai Stock Exchange ("SSE"), Shenzhen Stock Exchange ("SZSE") and China Securities Depository and Clearing Corporation Limited ("ChinaClear"). Hong Kong and overseas investors (including the FII sub-funds), through their Hong Kong brokers and subsidiaries established by The Stock Exchange of Hong Kong Limited ("SEHK"), may be able to trade certain predefined eligible shares listed on SSE/SZSE by routing orders to SSE/SZSE. It is expected that the list of eligible shares and stock exchanges in Mainland China in respect of Stock Connect will be subject to review from time to time. Trading under the Stock Connect will be subject to a daily quota ("Daily Quota"). The trading quota rules may be subject to review
<u>STP:</u>	Straight-Through Processing, process transactions to be conducted electronically without the need for re-keying or manual intervention

<u>Structured Debt Securities:</u>	Debt instruments created through asset securitisation which include ABS, CBO, CDO, CMO, MBS, CMBS, RMBS and CLO
<u>Subordinated Debt:</u>	Subordinated debt securities are more likely to suffer a partial or complete loss in the case of any default or bankruptcy of the issuer, because all obligations to holders of senior debt must be satisfied first.
<u>Sustainability Bonds:</u>	Issuer self-labelled bonds where the issuer commits to allocate proceeds raised from the bond's issuance towards projects, assets, and/or activities that deliver benefits towards some environmental and social objective(s) (e.g. solutions for climate change, access to essential services, access to basic infrastructure). Sustainability bond issuers typically use international guidelines such as the ones defined by the International Capital Market Association Sustainability Bond Guidelines, to structure their sustainability bond. Sustainability bonds typically have a structure of four components – use of proceeds, project selection process, management of proceeds, reporting. The Sustainability Center of BNP PARIBAS ASSET MANAGEMENT will assess the Sustainability Bonds on the basis of these criteria.
<u>TBA:</u>	To Be Announced: A TBA transaction is a contract for the purchase or sale of a Mortgage-Backed Security for future settlement at an agreed upon date but does not include a specified mortgage pool number, number of mortgage pools, or precise amount to be delivered
<u>Third Country:</u>	A country part of the OECD, Brazil, People's Republic of China, India, Russia, Singapore, South Africa and any other country member of the G20 organisation
<u>Transferable Securities:</u>	Those classes of securities which are negotiable on the capital market (with the exception of instruments of payment) such as: <ul style="list-style-type: none"> - Equity and Equity equivalent securities, partnerships or other entities, and depositary receipts in respect of Equity; - Bonds or other forms of securitised debt, including depositary receipts in respect of such securities; - any other securities giving the right to acquire or sell any such transferable securities or giving rise to a cash settlement determined by reference to transferable securities, currencies, interest rates or yields, commodities or other indices or measures
<u>TRS:</u>	Total Return Swap: Derivative contract in which one counterparty transfers the total economic performance, including income from interest and fees, gains and losses from price movements, and credit losses, of a reference asset (equity, equity index, bond, bank loan) to another counterparty. TRS are in principle unfunded (" Unfunded TRS "): the total return receiver pays no upfront amount in return for the total return of the reference asset; then it allows both parties to gain exposure to a specific asset in cost-effective manner (the asset can be held without having to pay additional costs). TRS may also be funded (" Funded TRS ") when it involves an upfront payment (often based on the market value of the asset) at inception in return for the total return of the reference asset
<u>UCI:</u>	Undertaking for Collective Investment
<u>UCITS:</u>	Undertaking for Collective Investment in Transferable Securities
<u>Valuation Currency(ies):</u>	Currency in which the net asset values of a sub-fund, share category, or share class are calculated. There may be several valuation currencies for the same sub-fund, share category, or share class (so called "Multi-Currency" facility). When the currency available in the share category, or share class is different from the Accounting Currency, subscription/conversion/redemption orders may be taken into account without suffering exchange rate charges
<u>Valuation Day:</u>	Each open bank day in Luxembourg and subject to exceptions available in the Book II: It corresponds also to: <ul style="list-style-type: none"> - Date attached to the NAV when it is published - Trade date attached to orders - With regards to exceptions in the valuation rules, closing date prices used for the valuation of the underlying assets in the sub-funds portfolios
<u>VaR:</u>	Value at risk: It is a statistical methodology used to assess an amount of potential loss according to a probability of occurrence and a time frame (see Appendix 2)
<u>VNAV:</u>	Variable Net Asset Value as defined in the Regulation 2017/1131
<u>WAL:</u>	Weighted Average Life which means the average length of time to legal maturity of all of the underlying assets in the sub-fund reflecting the relative holdings in each asset
<u>WAM:</u>	Weighted Average Maturity which means the average length of time to legal maturity or, if shorter, to the next interest rate reset to a money market rate, of all of the underlying assets in the sub-fund reflecting the relative holdings in each asset
<u>Warrant:</u>	Financial Derivative Instrument that give the right, but not the obligation, to buy (call warrant) or sell (put warrant) a security—commonly an equity—at a certain price (strike price) before the expiration date (American warrant) or at the expiration date (European warrant). The vast majority of warrants are "attached" to newly issued bonds or preferred stock permitting the holder to purchase common stock of the issuer. Warrant are often detachable which means that if an investor holds a bond with attached warrants, he can sell the warrants and keep the bond.

GENERAL PROVISIONS

BNP Paribas Funds is an open-ended investment company (*société d'investissement à capital variable* – abbreviated to “SICAV”), incorporated under Luxembourg law on 27 March 1990 for an indefinite period under the name PARVEST. The current name BNP Paribas Funds is effective as from 30 August 2019.

The Company is currently governed by the provisions of Part I of the Law of 17 December 2010 governing undertakings for collective investment as well as by Directive 2009/65 and the provisions of Regulation 2017/1131.

The Company's capital is expressed in euros (“EUR”) and is at all times equal to the total net assets of the various sub-funds. It is represented by fully paid-up shares issued without a designated par value, described below under “The Shares”. The capital varies automatically without the notification and specific recording measures required for increases and decreases in the capital of limited companies. Its minimum capital is defined by the Law.

The Company is registered in the Luxembourg Trade and Companies Register under the number B 33 363.

The Company is an umbrella fund, which comprises multiple sub-funds, each with distinct assets and liabilities of the Company. Each sub-fund shall have an investment policy and an Accounting Currency that shall be specific to it as determined by the Board of Directors.

The Company is a single legal entity.

In accordance with Article 181 of the Law:

- the rights of shareholders and creditors in relation to a sub-fund or arising from the constitution, operation or liquidation of a sub-fund are limited to the assets of that sub-fund;
- the assets of a sub-fund are the exclusive property of shareholders in that sub-fund and of creditors where the credit arises from the constitution, operation or liquidation of the sub-fund;
- in relations between shareholders, each sub-fund is treated as a separate entity.

The Board of Directors may at any time create new sub-funds, investment policy and offering methods of which will be communicated at the appropriate time by an update to the Prospectus. Shareholders may also be informed via press publications if required by regulations or if deemed appropriate by the Board of Directors. Similarly, the Board of Directors may close sub-funds, in accordance with the provisions of Appendix 4.

The Board of Directors may restrict and / or prohibit the access to any sub-fund to certain investors. As at the date of the Prospectus, investors residing in India cannot invest in the sub-fund “India Equity”.

All the Benchmark Indexes mentioned in this Prospectus, which are used either for asset allocation purposes, or for computing performance fees, are published by Benchmark index's administrators registered in the Benchmark Register, except if otherwise provided in Book II. The Prospectus will be updated with newly registered Benchmark index's administrators in a timely manner.

The Management Company has produced and maintains robust written plans setting out the actions that it will take if a Benchmark Index materially changes or ceases to be provided, or if the Benchmark Index's administrator loses its registration with ESMA. These plans may be obtained free of charge and upon request from the Management Company.

ADMINISTRATION AND MANAGEMENT

The Company is directed and represented by the Board of Directors acting under the authority of the General Shareholders' Meeting. The Company outsources management, audit and asset custody services. The roles and responsibilities associated with these functions are described below. The composition of the Board of Directors and the names, addresses and detailed information about the service providers are listed above in "General Information".

Conflicts of Interest

The Management Company, the Investment Managers, the Depositary, the Administrative agent, Distributors and other service providers and their respective affiliates, directors, officers and shareholders are or may be involved in other financial, investment and professional activities that may create conflicts of interest with the management and administration of the Company. These include the management of other funds, purchases and sales of securities, brokerage services, depositary and safekeeping services, and serving as directors, officers, advisors or agents for other funds or other companies, including companies in which a sub-fund may invest. Each of the Parties will ensure that the performance of their respective duties will not be impaired by any such other involvement that they might have. In the event that a conflict of interest does arise, the Directors and the relevant Parties involved shall endeavour to resolve it fairly, within reasonable time and in the interest of the Company.

Board of Directors

The Board of Directors assumes ultimate responsibility for the management of the Company and is therefore responsible for the Company's investment policy definition and implementation.

The Board has granted Mr Stéphane BRUNET (Company Secretary) responsibilities relating to the day-to-day management of the Company (including the right to act as an authorised signatory of the Company) and its representation.

Management Company

BNP PARIBAS ASSET MANAGEMENT Luxembourg was incorporated as a limited company (*société anonyme*) in Luxembourg on 19 February 1988. Its Articles of Association have been modified at various times, most recently at the Extraordinary General Meeting held on 17 May 2017 with effect on 01 June 2017, with publication in the RESA on 2 June 2017. Its share capital is EUR 3 million, fully paid up.

The Management Company performs administration, portfolio management and marketing tasks on behalf of the Company.

Under its own responsibility and at its own expense, the Management Company is authorised to delegate some or all of these tasks to third parties of its choice.

It has used this authority to delegate:

- the functions of NAV calculation, Registrar (both for registered and bearer shares) and Transfer Agent to BNP Paribas, Luxembourg Branch;
- the management of the Company's holdings, and the observance of its investment policy and restrictions, to the investment managers listed above in "General Information". A list of the investment managers effectively in charge of management and details of the portfolios managed is appended to the Company's periodic reports. Investors may request an up-to-date list of investment managers specifying the portfolios managed by each.

Investment advice is also sought from the Advisors mentioned above in "General Information".

In executing securities transactions and in selecting any broker, dealer, or other counterparty, the Management Company and any Investment Managers will use due diligence in seeking the best overall terms available. For any transaction, this will involve consideration of all factors deemed relevant, such as market breadth, security price and the financial condition and execution capability of the counterparty. An investment manager may select counterparties from within BNP PARIBAS so long as they appear to offer the best overall terms available.

In addition, the Management Company may decide to appoint Distributors/Nominees to assist in the distribution of the Company's shares in the countries where they are marketed.

Distribution and Nominee contracts will be concluded between the Management Company and the various Distributors/Nominees.

In accordance with the Distribution and Nominee Contract, the Nominee will be recorded in the register of shareholders in place of the end shareholders.

Shareholders who have invested in the Company through a Nominee can at any time request the transfer to their own name of the shares subscribed via the Nominee. In this case, the shareholders will be recorded in the register of shareholders in their own name as soon as the transfer instruction is received from the Nominee.

Investors may subscribe to the Company directly without necessarily subscribing via a Distributor/Nominee.

The Company draws the investors' attention to the fact that any investor will only be able to fully exercise his investor rights directly against the Company, (notably the right to participate in general shareholders' meetings) if the investor is registered himself and in his own name in the shareholders' register of the Company. In cases where an investor invests in the Company through an intermediary investing into the Company in his own name but on behalf of the investor, it may not always be possible for the investor to exercise certain shareholder rights directly against the Company. Investors are advised to take advice on their rights.

Remuneration policy:

The Management Company applies a sound, effective and sustainable Remuneration Policy in line with the strategy, risk tolerance, goals and values of the Company.

The Remuneration Policy is in line with and contributes to sound and effective risk management and doesn't encourage taking more risk than appropriate within the investment policy and terms and conditions of the Company.

The key principles of the remuneration policy are:

- Deliver a market-competitive remuneration policy and practice to attract, motivate and retain best performing employees;
- Avoid conflicts of interest;
- Achieve sound and effective remuneration policy & practice, avoiding excessive risk-taking;
- Ensure long-term risk alignment, and reward of long-term goals;
- Design and implement a sustainable and responsible remuneration strategy, with pay levels and structure which make economic sense for the business.

The details of the up-to-date Remuneration Policy can be found on the website under <http://www.bnpparibas-am.com/en/remuneration-disclosure/>, and will also be made available free of charge by the Management Company upon request.

Depositary

BNP Paribas, Luxembourg Branch is a branch of BNP Paribas. BNP Paribas is a licensed bank incorporated in France as a Société Anonyme (public limited company) registered with the Registre du commerce et des sociétés Paris (Trade and Companies' Register) under number No. 662 042 449, authorised by the Autorité de Contrôle Prudentiel et de Résolution (ACPR) and supervised by the Autorité des Marchés Financiers (AMF), with its registered address at 16 Boulevard des Italiens, 75009 Paris, France, acting through its Luxembourg Branch, whose office is at 60, avenue J.F. Kennedy, L-1855 Luxembourg, Grand-Duchy of Luxembourg, registered with the Luxembourg Trade and Companies' Register under number B23968 and supervised by the CSSF.

The Depositary performs three types of functions, namely (i) the oversight duties (as defined in Art 34(1) of the Law), (ii) the monitoring of the cash flows of the Company (as set out in Art 34(2) of the Law) and (iii) the safekeeping of the Company's assets (as set out in Art 34(3) of the Law).

Under its oversight duties, the Depositary is required to:

- (1) ensure that the sale, issue, repurchase, redemption and cancellation of shares effected on behalf of the Company are carried out in accordance with the Law or with the Articles of Association,
- (2) ensure that the value of shares is calculated in accordance with the Law and the Articles of Association,
- (3) carry out the instructions of the Company or the Management Company acting on behalf of the Company, unless they conflict with the Law or the Company's Articles of Association,
- (4) ensure that in transactions involving the Company's assets, the consideration is remitted to the Company within the usual time limits;
- (5) ensure that the Company's revenues are allocated in accordance with the Law and its Articles of Association.

The overriding objective of the Depositary is to protect the interests of the shareholders, which always prevail over any commercial interests.

Conflicts of interest may arise if and when the Management Company or the Company maintains other business relationships with BNP Paribas, Luxembourg Branch in parallel with an appointment of BNP Paribas, Luxembourg Branch acting as Depositary.

Such other business relationships may cover services in relation to:

- Outsourcing/delegation of middle or back office functions (e.g. trade processing, position keeping, post trade investment compliance monitoring, collateral management, OTC valuation, fund administration inclusive of net asset value calculation, transfer agency, fund dealing services) where BNP Paribas or its affiliates act as agent of the Company or the Management Company, or
- Selection of BNP Paribas or its affiliates as counterparty or ancillary service provider for matters such as foreign exchange execution, or bridge financing.

The Depositary is required to ensure that any transaction relating to such business relationships between the Depositary and an entity within the same group as the Depositary is conducted at arm's length and is in the best interests of shareholders.

In order to address any situations of conflicts of interest, the Depositary has implemented and maintains a management of conflicts of interest policy, aiming namely at:

- Identifying and analysing potential situations of conflicts of interest;
- Recording, managing and monitoring the conflict of interest situations either in:
 - o Relying on the permanent measures in place to address conflicts of interest such as segregation of duties, separation of reporting lines, insider lists for staff members;
 - o Implementing a case-by-case management to (i) take the appropriate preventive measures such as drawing up a new watch list, implementing a new Chinese wall, (i.e. by separating functionally and hierarchically the performance of its Depositary duties from other activities), making sure that operations are carried out at arm's length and/or informing the concerned shareholders, or (ii) refuse to carry out the activity giving rise to the conflict of interest;
 - o Implementing a deontological policy;
 - o Recording of a cartography of conflict of interests permitting to create an inventory of the permanent measures put in place to protect the Company's interests; or
 - o Setting up internal procedures in relation to, for instance (i) the appointment of service providers which may generate conflicts of interests, (ii) new products/activities of the Depositary in order to assess any situation entailing a conflict of interest.

In the event that conflicts of interest do arise, the Depositary will undertake to use its reasonable endeavours to resolve any such conflicts of interest fairly (having regard to its respective obligations and duties) and to ensure that the Company and the shareholders are fairly treated.

The Depositary may delegate to third parties the safekeeping of the Company's assets subject to the conditions laid down in the applicable laws and regulations and the provisions of the Depositary Agreement. The process of appointing such delegates and their continuing oversight follows

the highest quality standards, including the management of any potential conflict of interest that should arise from such an appointment. Such delegates must be subject to effective prudential regulation (including minimum capital requirements, supervision in the jurisdiction concerned and external periodic audit) for the custody of financial instruments. The Depositary's liability shall not be affected by any such delegation.

A potential risk of conflicts of interest may occur in situations where the delegates may enter into or have a separate commercial and/or business relationships with the Depositary in parallel to the custody delegation relationship.

In order to prevent such potential conflicts of interest from crystallizing, the Depositary has implemented and maintains an internal organisation whereby such separate commercial and / or business relationships have no bearings on the choice of the delegate or the monitoring of the delegates' performance under the delegation agreement.

A list of these delegates and sub-delegates for its safekeeping duties is available on the website:

<https://securities.cib.bnpparibas/app/uploads/sites/3/2023/11/list-of-delegates-and-sub-delegates-of-bnp-paribas-s-a-appointed-depositary-of-ucits-funds.pdf>

Such list may be updated from time to time.

Updated information on the Depositary's custody duties, a list of delegations and sub-delegations and conflicts of interest that may arise, may be obtained, free of charge and upon request, from the Depositary.

BNP Paribas, Luxembourg Branch, being part of a group providing clients with a worldwide network covering different time zones, may entrust parts of its operational processes to other BNP Paribas Group entities and/or third parties, whilst keeping ultimate accountability and responsibility in Luxembourg. The entities involved in the support of internal organisation, banking services, central administration and transfer agency service are listed in the website: <https://securities.cib.bnpparibas/luxembourg/>.

Further information on BNP Paribas, Luxembourg Branch international operating model linked to the Company may be provided upon request by BNP Paribas, Luxembourg Branch, the Company and the Management Company.

Independence requirement

The selection of the Depositary by the Management Company is based on robust, objective and pre-defined criteria and warrants the sole interest of the Company and its investors. Details about this selection process can be provided to investors upon request by the Management Company.

Auditor

All the Company's accounts and transactions are subject to an annual audit by the Auditor.

INVESTMENT POLICY, OBJECTIVES, RESTRICTIONS AND TECHNIQUES

The Company's general objective is to provide its investors with the highest possible appreciation of capital invested while offering them a broad distribution of risks. To this end, the Company will principally invest its assets in a range of transferable securities, money market instruments, units, or shares in UCIs, credit institution deposits, and financial derivative instruments denominated in various currencies and issued in different countries.

For Money Market sub-funds, the Company invests only in high quality short-term liquid assets, money market instruments as defined in the Regulation 2017/1131, units or shares of MMFs, credit institution deposits, and financial derivative instruments (such as interest rate swaps ("IRS"), forwards and futures) for hedging purposes only, denominated in various currencies and issued in different countries.

The Company's investment policy is determined by the Board of Directors in light of current political, economic, financial and monetary circumstances. The policy will vary for different sub-funds, within the limits of, and in accordance with, the specific features and objective of each as stipulated in Book II.

The investment policy will be conducted with strict adherence to the principle of diversification and spread of risks. To this end, without prejudice to anything that may be specified for one or more individual sub-funds, the Company will be subject to a series of investment restrictions as stipulated in Appendix 1. In this respect, the attention of investors is drawn to the investment risks described in Appendix 3.

Furthermore, the Company is authorised to utilise techniques and instruments on transferable securities and money market instruments under the conditions and limits defined in Appendix 2, provided that these techniques and financial derivative instruments are employed for the purposes of efficient portfolio management. When these operations involve the use of financial derivative instruments, these conditions and limits must comply with the provisions of the Law. Under no circumstances can these operations cause the Company and its sub-funds to deviate from the investment objectives as described in the Prospectus.

Unless otherwise provided in each sub-fund's investment policy on book II, particularly for the "**Seasons**" sub-fund, no guarantee can be given on the realisation of the investment objectives of the sub-funds, and past performance is not an indicator of future performance.

The Money Market sub-funds of the Company are not guaranteed investments. An investment in a Money Market sub-fund is different from an investment in deposits, with the risk that the principal invested in a Money Market sub-fund is capable of fluctuation. The Company does not rely on external support for guaranteeing the liquidity of the Money Market sub-funds or stabilising the NAV per share. The risk of loss of the principal is to be borne by the shareholders.

Class Action Policy

The Management Company has defined a class action policy applicable to Undertakings for Collective Investments (UCI) that it manages. A class action can typically be described as a collective legal procedure, seeking compensation for multiple persons having been harmed by the same (illegal) activity.

As a matter of policy, the Management Company:

- Does, in principle, not participate in active class actions (i.e. the Management Company does not initiate, act as a plaintiff, or otherwise take an active role in a class action against an issuer);
- May participate in passive class actions in jurisdictions where the Management Company considers, at its sole discretion, that (i) the class action process is sufficiently effective (e.g. where the anticipated revenue exceeds the predictable cost of the process), (ii) the class action process is sufficiently predictable and (iii) the relevant data required for the assessment of eligibility to the class action process are reasonably available and can be efficiently and robustly managed;
- Transfers any monies which are paid to the Management Company in the context of a class action, net of external costs, to the funds which are involved in the relevant class action.

The Management Company may at any time amend its class actions policy and may deviate from the principles set out therein in specific circumstances.

The applicable principles of the class actions policy are available on the website of the Management Company <https://www.bnpparibas-am.com/en/footer/class-actions-policy/>.

SUSTAINABLE INVESTMENT POLICY¹

BNP PARIBAS ASSET MANAGEMENT's Global Sustainability Strategy governs the approach of BNP Paribas Asset Management to sustainability, which consists in particular of the implementation of ESG integration, responsible business conduct standards and stewardship activities (as defined below) into the investment processes applied by the investment managers of each sub-fund.

ESG stands for **E**nvironmental, **S**ocial and **G**overnance; these are criteria commonly used to assess the level of sustainability of an investment.

BNP PARIBAS ASSET MANAGEMENT is committed having a sustainability approach for its investments. Nonetheless, the extent and manner in which this approach is applied varies according to the type of sub-fund, asset class, region and instrument used. Furthermore, some sub-funds may apply additional investment guidelines, as described in Book II. Consequently, the implementation of the sustainability approach applies individually across all portfolios. This means the sub-fund's extra-financial score is compared to the one of its investment universe, that is the main securities and geographical areas targeted by each sub-fund, unless otherwise stated in Book II.

Unless specified in Book II, the extra-financial analysis coverage of each sub-fund classified as article 8 under SFDR must be at least (the "Minimum Extra-Financial Analysis"):

- 90%* of its assets for equities issued by large capitalisation companies whose registered office is located in "developed" countries, debt securities and money market instruments with an investment grade credit rating, sovereign debt issued by developed countries ; or
- 75%* of its assets for equities issued by large capitalisations whose registered office is located in "emerging" countries, equities issued by small and medium capitalisations, debt securities and money market, instruments with a high yield credit rating and sovereign debt issued by "emerging" countries.

* These ratios are understood as excluding ancillary liquid assets.

The sustainability approach, including the integration of sustainability risks, is incorporated at each step of the investment process of each sub-fund and includes the following elements: **Responsible business conduct standards**: As defined in the BNP PARIBAS ASSET MANAGEMENT's Responsible Business Conduct policy ("RBC"), they include respecting: 1) norms-based screens, such as the UN Nations Global Compact principles and OECD Guidelines for Multinational Enterprises, and 2) BNP Paribas Asset Management sector policies.

- 1) Norms-based screens: The United Nations Global Compact (www.unglobalcompact.org) defines 10 principles for businesses to uphold in the areas of human rights, labour standards, environmental stewardship and anti-corruption. Similarly, the OECD Guidelines for Multinational Enterprises sets out principles for the responsible business conduct of businesses. These two shared frameworks are recognized worldwide and applicable to all industry sectors. Companies that violate one or more of the principles are excluded from the sub-funds' investments, and those at risk of breaching them are closely monitored, and may also be excluded.
 - 2) BNP PARIBAS ASSET MANAGEMENT has also defined a series of guidelines relating to investments in sensitive sectors, listed in the RBC. Companies from these sensitive sectors that do not comply with the minimum principles specified in these guidelines are excluded from the sub-funds' investments. The sectors concerned include, *but are not limited to*, palm oil, wood pulp, mining activities, nuclear, coal-fired power generation, tobacco, controversial weapons, unconventional oil and gas and asbestos.
- **ESG integration**: It involves the evaluation of the below three non-financial criteria at the level of the issuers in which the sub-funds invest:
 - Environmental: such as energy efficiency, reduction of emissions of greenhouse gases, treatment of waste;
 - Social: such as respect of human rights and workers' rights, human resources management (workers' health and safety, diversity);
 - Governance: such as Board of Directors independence, managers' remuneration, respect of minority shareholders rights.

ESG scores, as defined by an internal proprietary framework, is made available to assist in the ESG evaluation of securities' issuers. ESG integration is systematically applied to all investment strategies. The process to integrate and embed ESG factors in the investment decision-making processes is guided by formal ESG Integration Guidelines. However, the way and the extent to which ESG integration, including ESG scores, is embedded in each investment process is determined by its Investment Manager, who is fully responsible in this respect.

- **Stewardship**: It is designed to enhance the long-term value of shareholdings and the management of long-term risk for clients, as part of BNP PARIBAS ASSET MANAGEMENT's commitment to act as an efficient and diligent steward of assets. Stewardship activities include the following categories of engagement:
 - Company Engagement: the aim is to foster, through dialogue with companies, corporate governance best practices, social responsibility and environmental stewardship. A key component of company engagement is voting at annual general meetings. BNP PARIBAS ASSET MANAGEMENT publishes detailed proxy-voting guidelines on a range of ESG issues.
 - Public Policy Engagement: BNP PARIBAS ASSET MANAGEMENT aims to embed sustainability considerations more fully into the markets in which it invests and in the rules that guide and govern company behaviour as per its Public Policy Stewardship Strategy.

ESG Scoring Framework

BNP PARIBAS ASSET MANAGEMENT's ESG scoring framework assesses ESG characteristics of an issuer. Specifically, it produces:

- A company-level score based on a firm's performance on material ESG issues relative to peers.
- A global ESG score that aggregates the average ESG scores of the companies in a portfolio.

A four-step process is used in order to score an issuer:

1- ESG metric selection and weighting based on three criteria:

- Materiality of ESG issues that are material to the business of an issuer.
- Measurability and insight.
- Data quality and availability based on data of reasonable quality and that are readily available

2- ESG assessment vs. peers

¹ In the meaning of global sustainability approach

This assessment is primarily sector-relative, reflecting the fact that ESG risks and opportunities are not always comparable between sectors and regions. For instance, health & safety is less important for an insurance company than a mining company.

Each issuer starts with a baseline 'neutral' score of 50. Each score is then summed for each of the three ESG pillars – Environmental, Social and Governance. An issuer receives a positive score for a pillar if it performs better than the average of its peer group. If it performs below than the average, it receives a negative score.

However, two universal issues that impact all companies are not scored relative to peers, introducing a deliberate 'tilt' for the most exposed sectors. These are:

- Carbon emissions –An absolute carbon emission measure, creating a positive bias towards issuers and sectors with lower carbon emissions, has been implemented.
- Controversies – Sectors that are more prone to ESG controversies have slightly lower scores, reflecting increased risk ('headline', reputational or financial risk).

The overall result is an intermediate quantitative ESG score that ranges from zero to 99, with the ability to see how each ESG pillar has added to or detracted from the issuer's final score.

3- Qualitative review

In addition to proprietary quantitative analysis, the methodology takes into account a qualitative review of issuers with information gathered from third-party sources, internal in-depth research on material issues (e.g. climate change) and knowledge and interaction with issuers.

4- Final ESG score

Combining both qualitative and quantitative inputs, an ESG score is reached ranging from zero to 99, with issuers ranked in deciles against peers. Issuers that are excluded from investment through the RBC policy are assigned a score of 0.

SFDR's Sustainable Investments

In addition to the above, some sub-funds may have either a sustainable investment objective, in the meaning of Article 9 of SFDR, or intend to invest part of their assets in sustainable investments, as disclosed in Appendix 5.

The objectives of sustainable investments are to finance companies that contribute to environmental and/or social objectives through their products and services, as well as their sustainable practices.

BNP PARIBAS ASSET MANAGEMENT's internal methodology uses a binary approach of Sustainable Investment to qualify a company. This does not mean that all the economic activities of the entity considered have a positive contribution to an environmental or social objective, but it means that the considered entity has a quantitatively measured positive contribution to an environmental or social objective while not harming any other objective. These measures are the thresholds indicated in the below listed criteria. As such, as long as a company meets the threshold of at least one of these criteria and does not harm any other objective, the whole entity is qualified as a "sustainable investment".

BNP PARIBAS ASSET MANAGEMENT's internal methodology integrates several criteria into its definition of sustainable investments that are considered to be core components to qualify a company as sustainable. These criteria are complementary to each other. In practice, a company must meet at least one of the criteria described below in order to be considered as contributing to an environmental or social objective:

1. A company with an economic activity aligned with the EU Taxonomy objectives. A company can be qualified as sustainable investment in case it has more than 20% of its revenues aligned with the EU Taxonomy. A company qualifying as sustainable investment through this criteria can for example contribute to the following environmental objectives: sustainable forestry, environmental restoration, sustainable manufacturing, renewable energy, water supply, sewerage, waste management and remediation, sustainable transportation, sustainable buildings, sustainable information and technology, scientific research for sustainable development;
2. A company with an economic activity contributing to one or more United Nations Sustainable Development goals (UN SDG) targets. A company can be qualified as sustainable investment in case it has more than 20% of its revenues aligned with the SDGs and less than 20% of its revenues misaligned with the UN SDGs. A company qualifying as sustainable investment through this criteria can for example contribute to the following objectives:
 - a. Environmental: sustainable agriculture, sustainable management of water and sanitation, sustainable and modern energy, sustainable economic growth, sustainable infrastructure, sustainable cities, sustainable consumption and production patterns, fight against climate change, conservation and sustainable use of oceans, seas and marine resources, protection, restoration and sustainable use of terrestrial ecosystems, sustainable management of forests, fight against desertification, land degradation and biodiversity loss;
 - b. Social: no poverty, zero hunger, food security, healthy lives and well-being at all ages, inclusive and equitable quality education and lifelong learning opportunities, gender equality, women and girls empowerment, availability of water and sanitation, access to affordable, reliable and modern energy, inclusive and sustainable economic growth, full and productive employment and decent work, resilient infrastructure, inclusive and sustainable industrialization, reduced inequality, inclusive, safe and resilient cities and human settlements, peaceful and inclusive societies, access to justice and effective, accountable and inclusive institutions, global partnership for sustainable development.
3. A company operating in a high Greenhouse Gas ("GHG") emission sector that is transitioning its business model to align with the objective of maintaining the global temperature rise below 1.5°C. A company qualifying as sustainable investment through this criteria can for example contribute to the following environmental objectives: GHG emissions reduction, fight against climate change;
4. A company with best-in-class environmental or social practices compared to its peers within the relevant sector and geographical region. The E or S best performer assessment is based on the BNPP AM ESG scoring methodology. The methodology scores companies and assesses them against a peer group comprising companies in comparable sectors and geographical regions. A company with a contribution score above 10 on the Environmental or Social pillar qualifies as best performer. A company qualifying as sustainable investment through this criteria can for example contribute to the following objectives:
 - a. Environmental: fight against climate change, environmental risk management, sustainable management of natural resources, waste management, water management, GHG emissions reduction, renewable energy, sustainable agriculture, green infrastructure;

- b. Social: health and safety, human capital management, good external stakeholder management (supply chain, contractors, data), business ethics preparedness, good corporate governance.

Green bonds, social bonds and sustainability bonds issued to support specific environmental and/or social projects are also qualified as sustainable investments provided that these debt securities receive an investment recommendation "POSITIVE" or "NEUTRAL" from the Sustainability Center following the issuer and underlying project assessment based on a proprietary Green/Social/Sustainability Bond Assessment methodology.

Companies identified as a sustainable investment should not significantly harm any other environmental or social objectives (the Do No Significant Harm "DNSH" principle) and should follow good governance practices. BNP PARIBAS ASSET MANAGEMENT uses its proprietary methodology to assess all companies against these requirements.

More information on the internal methodology can be found on the following website: Sustainability documents - BNPP AM Corporate English (bnpparibas-am.com).

Taxonomy-aligned Investments

The Taxonomy Regulation aims to establish the criteria for determining whether an economic activity is considered environmentally sustainable. The EU Taxonomy is a classification system establishing a list of environmentally sustainable economic activities in respect of the six EU's climate and environmental objectives defined by this regulation.

Thus, for the purpose of determining the environmental sustainability of a given economic activity, six environmental objectives are defined and covered by the Taxonomy Regulation: climate change mitigation; climate change adaptation; the sustainable use and protection of water and marine resources; the transition to a circular economy; pollution prevention and control; and the protection and restoration of biodiversity and ecosystems.

To be qualified as *Taxonomy-aligned*, an economic activity has to meet the following four conditions:

- Be mapped as an eligible economic activity within the Technical Screening Criteria (TSC);
- Make a substantial contribution to at least one of the above mentioned environmental objective;
- Do no significant harm (DNSH) to any other environmental objective;
- Comply with minimum social safeguards through the implementation of procedures to meet minimum social requirements embedded in the OECD Guidelines on Multinational Enterprises (MNEs), the UN Global Compact (UNGC) and the ten UN Guiding Principles on Business and Human Rights (UNGP), with specific reference to International Bill of Human Rights and the ILO Core Labour Conventions and Fundamental Principles and Rights at Work.

In order to determine the percentage of assets of each sub-fund invested in Taxonomy-aligned investments, as disclosed in Appendix 5, BNP PARIBAS ASSET MANAGEMENT may rely on third party data providers.

Nonetheless, taxonomy alignment data is not yet widely communicated or published and the activities of certain issuers require additional fundamental analysis in order to be accounted for and are therefore not taken into account by the taxonomy data that we use.

BNP PARIBAS ASSET MANAGEMENT is currently improving its Taxonomy-alignment data collection to ensure the accuracy and suitability of its Taxonomy sustainability-related disclosures. Further prospectus updates will be made accordingly.

More information on the internal methodology can be found on the following website: Sustainability documents - BNPP AM Corporate English (bnpparibas-am.com).

Methodological limitations

Applying an extra-financial strategy may comprise methodological limitations such as the "Environmental, Social and Governance (ESG) Investment Risks" as defined in the appendix 3 of this Prospectus.

In the event the extra-financial criteria as specified above or in Book II for any sub-fund are no longer met from time to time, the Investment Manager will promptly adjust the portfolio in the best interest of the shareholders.

In particular, it should be noted that the proprietary methodologies used to take into account ESG non-financial criteria may be subject to reviews in the event of regulatory developments or updates that may lead, in accordance with the applicable regulations, to the increase or decrease of the classification of products, of the indicators used or of the minimum investment commitment levels set.

Transparency of adverse sustainability impacts

The sub-funds consider principal adverse impacts on sustainability factors (PAI) by applying the RBC, and/or the other sustainability pillars listed in the "SFDR Disclosure Statement: sustainability risk integration and PASI considerations" (the "Disclosure Statement").

Principal adverse impacts are the most significant negative impacts of investment decisions on sustainability factors relating to environmental, social and employee matters, respect for human rights, anti-corruption and anti-bribery matters.

The sub-funds which are not categorized as Article 8 or Article 9, consider in their investment process, through the application of the RBC, the indicator n°10 on violations of UN Global Compact principles and Organisation for Economic Cooperation and Development (OECD) Guidelines for Multinational Enterprises and the indicator n°14 on the exposure to controversial weapons (anti-personnel mines, cluster munitions, chemical weapons and biological weapons).

For the sub-funds categorized as Article 8 and Article 9, through the combination of one or more pillars as detailed in the Disclosure Statement, and depending on the underlying assets, principal adverse impacts are considered and addressed or mitigated at sub-fund level.

Unless otherwise mentioned in the Tables disclosed in Appendix 5, by applying the sustainability pillars mentioned in the Disclosure Statement all of the following indicators are considered and addressed or mitigated by each sub-fund (the "General PAI Approach"): Corporate mandatory indicators:

1. GreenHouse Gas (GHG) Emissions
2. Carbon footprint
3. GHG intensity of investee companies

4. Exposure to companies active in the fossil fuel sector
5. Share of non-renewable energy consumption and production
6. Energy consumption intensity per high impact climate sector
7. Activities negatively affecting biodiversity sensitive areas
8. Emissions to water
9. Hazardous waste ratio
10. Violations of UN Global Compact principles and Organisation for Economic Cooperation and Development (OECD) Guidelines for Multinational Enterprises
11. Lack of processes and compliance mechanisms to monitor compliance with UN Global Compact principles and OECD Guidelines for Multinational Enterprises
12. Unadjusted gender pay gap
13. Board gender diversity
14. Exposure to controversial weapons (anti-personnel mines, cluster munitions, chemical weapons and biological weapons)

Corporate voluntary indicators:

Environment

4. Investments in companies without carbon emission reduction initiatives

Social

4. Lack of a supplier code of conduct
9. Lack of a human rights policy

Sovereign mandatory indicators

15. GHG intensity
16. Investee countries subject to social violations

More information on the PAI Disclosure are available on the website at the following address: <https://docfinder.bnpparibas-am.com/api/files/874ADAE2-3EE7-4AD4-B0ED-84FC06E090BF>.

Categorization as per SFDR

According to SFDR, sub-funds shall be classified into 3 categories:

- ⇒ Sub-funds having a sustainable investment as their objectives (referred to as "**Article 9**"): Sustainable investment is defined as an investment in an economic activity that contributes to an environmental objective, as measured, for example, by key resource efficiency indicators on the use of energy, renewable energy, raw materials, water and land, on the production of waste, and greenhouse gas emissions, or on its impact on biodiversity and the circular economy, or an investment in an economic activity that contributes to a social objective, in particular an investment that contributes to tackling inequality or that fosters social cohesion, social integration and labour relations, or an investment in human capital or economically or socially disadvantaged communities, provided that such investments do not significantly harm any of those objectives and that the investee companies follow good governance practices, in particular with respect to sound management structures, employee relations, remuneration of staff and tax compliance.
- ⇒ Sub-funds promoting environmental or social characteristics (referred to as "**Article 8**"): These sub-funds promote among other characteristics, environmental or social characteristics, or a combination of those characteristics, provided that the companies in which the investments are made follow good governance practices.
- ⇒ Other sub-funds not categorized under Article 8 or Article 9.

As of the date of the Prospectus, all sub-funds are categorized either Article 8 or Article 9. Please refer to Book II of this Prospectus for the exact SFDR categorization of each sub-fund.

Among Article 8 and Article 9, BNP PARIBAS ASSET MANAGEMENT has defined an internal classification and some sub-funds can be classified as "Sustainable Thematic", "Labelled", "Decarbonization" and/or "Impact", as follows:

- ⇒ **Sustainable Thematic:** these sub-funds seek to contribute capital towards specific themes of the transition towards a low-carbon, inclusive economy (e.g. the energy transition, inclusive growth, etc.) and to benefit from future growth anticipated in these themes. They invest in companies or projects which products, services or operations positively contribute to the environmental or social challenges addressed by the theme.
- ⇒ **Labelled:** these sub-funds satisfy the requirements of at least one sustainable label (French ISR label, Belgian Towards Sustainability, etc...) and are recognized as such by an independent certifying entity.
- ⇒ **Decarbonization:** these sub-funds cover a wide range of strategies implementing GHG-related constraints. They include low-carbon products integrating GHG-related portfolio-level constraints such as such as lowering the portfolio carbon footprint compared to the benchmark and strategies focused on net-zero alignment, where each company must comply with a definitive GHG transition pathway according to the criteria laid out, e.g. in our NZ:AAA framework, which identifies companies that are achieving, aligned or aligning with net zero.
- ⇒ **Impact:** these sub-funds invest with the intention to contribute to measurable positive social and/or environmental impact alongside financial returns. The impact investment process embeds intentionality, additionally, and impact measurement.

The table below classifies the sub-funds according to the above criteria while indicating their classification as per SFDR:

Sub-fund	ESG category	SFDR Category
Aqua	Sustainable Thematic + Labelled	Article 9
Belgium Equity	Labelled	Article 8
Climate Impact	Sustainable Thematic + Labelled	Article 9
Ecosystem Restoration	Sustainable Thematic + Labelled	Article 9
Emerging Markets Climate Solutions	Sustainable Thematic + Labelled	Article 9
Energy Transition	Sustainable Thematic + Labelled	Article 9
Environmental Absolute Return Thematic Equity (EARTH)	Sustainable Thematic + Labelled	Article 8
Euro Corporate Green Bond	Sustainable Thematic	Article 9
Euro Defensive Equity	Labelled	Article 8
Euro Government Bond	Labelled	Article 8
Euro Government Green Bond	Sustainable Thematic	Article 9
Euro High Yield Bond	Labelled	Article 8
Euro Inflation-Linked Bond	Labelled	Article 8
Europe Real Estate Securities	Labelled	Article 8
Global Climate Solutions	Sustainable Thematic + Labelled	Article 9
Global Environment	Sustainable Thematic + Labelled	Article 9
Global Equity Net Zero Transition	Decarbonization + Labelled	Article 8
Green Bond	Impact + Sustainable Thematic + Labelled	Article 9
Green Tigers	Sustainable Thematic + Labelled	Article 9
Health Care Innovators	Labelled	Article 8
Inclusive Growth	Sustainable Thematic + Labelled	Article 8
Nordic Small Cap	Labelled	Article 8
SMaRT Food	Sustainable Thematic + Labelled	Article 9
Social Bond	Impact + Sustainable Thematic + Labelled	Article 9
Sustainable Asia ex-Japan Equity	Labelled	Article 8
Sustainable Asian Cities Bond	Sustainable Thematic + Labelled	Article 9
Sustainable Enhanced Bond 12M	Labelled	Article 8
Sustainable Euro Bond	Labelled	Article 8
Sustainable Euro Corporate Bond	Labelled	Article 8
Sustainable Euro Low Vol Equity	Labelled	Article 8
Sustainable Euro Multi-Factor Corporate Bond	Labelled	Article 8
Sustainable Euro Multi-Factor Equity	Decarbonization + Labelled	Article 8
Sustainable Europe Dividend	Labelled	Article 8
Sustainable Europe Multi-Factor Equity	Decarbonization+ Labelled	Article 8
Sustainable Europe Value	Labelled	Article 8
Sustainable Global Corporate Bond	Labelled	Article 8
Sustainable Global Low Vol Equity	Labelled	Article 8
Sustainable Global Multi-Factor Corporate Bond	Decarbonisation + Labelled	Article 8
Sustainable Global Multi-Factor Equity	Labelled	Article 8
Sustainable Global Multi-Factor High Yield Bond	Decarbonisation + Labelled	Article 8
Sustainable Japan Multi-Factor Equity	Decarbonisation + Labelled	Article 8
Sustainable Multi-Asset Balanced	Labelled	Article 8
Sustainable Multi-Asset Growth	Labelled	Article 8
Sustainable Multi-Asset Stability	Labelled	Article 8
Sustainable US Multi-Factor Corporate Bond	Decarbonization	Article 8
Sustainable US Multi-Factor Equity	Labelled	Article 8
Sustainable US Value Multi-Factor Equity	Labelled	Article 8

As the above list of sub-funds and SFDR categorization may evolve over time, the Prospectus will be updated accordingly.

More information and documents on BNP Paribas Asset Management approach to sustainability may be found on the website at the following address: <https://www.bnpparibas-am.com/en/our-approach-to-responsibility/as-a-responsible-investor/>

As of the date of this Prospectus, the sub-funds listed below benefit from the Belgian Towards Sustainability label:

- Aqua

- Belgium Equity
- Climate Impact
- Ecosystem Restoration
- Emerging Markets Climate Solutions
- Energy Transition
- Environmental Absolute Return Thematic Equity (EARTH)
- Euro Defensive Equity
- Euro Government Bond
- Euro High Yield Bond
- Euro-Inflation Linked-Bond
- Global Climate Solutions
- Global Environment
- Global Equity Net Zero Transition
- Green Bond
- Green Tigers
- Health Care Innovators
- Inclusive Growth
- Nordic Small Cap
- SMaRT Food
- Social Bond
- Sustainable Asia ex-Japan Equity
- Sustainable Asian Cities Bond
- Sustainable Enhanced Bond 12M
- Sustainable Euro Bond
- Sustainable Euro Low Vol Equity
- Sustainable Euro Multi-Factor Corporate Bond
- Sustainable Euro Multi-Factor Equity
- Sustainable Europe Dividend
- Sustainable Europe Multi-Factor Equity
- Sustainable Europe Value
- Sustainable Global Corporate Bond
- Sustainable Global Low Vol Equity
- Sustainable Global Multi-Factor Corporate Bond
- Sustainable Global Multi-Factor Equity
- Sustainable Global Multi-Factor High Yield Bond
- Sustainable Japan Multi-Factor Equity
- Sustainable Multi-Asset Balanced
- Sustainable Multi-Asset Growth
- Sustainable Multi-Asset Stability
- Sustainable US Value Multi-Factor Equity
- Sustainable US Multi-Factor Corporate Bond
- Sustainable US Multi-Factor Equity

Investors' attention is drawn to the fact that the constraints imposed by the label provider may evolve from time to time and may therefore trigger amendments to the sustainable investment policy of the relevant sub-funds.

LIQUIDITY RISK POLICY

The Management Company has established, implemented and consistently applies a liquidity management policy and has put in place a prudent and rigorous liquidity management procedure which enable it to monitor the liquidity risks of the sub-funds and to ensure that the sub-funds can normally meet at all times their obligation to redeem their Shares at the request of Shareholders. Qualitative and quantitative measures are used to ensure investment portfolios are appropriately liquid and that sub-funds are able to honour Shareholders' redemption requests. In addition, Shareholders' concentrations are regularly reviewed to assess their potential impact on liquidity of the sub-funds.

Sub-funds are reviewed individually with respect to liquidity risks. The Management Company's liquidity management policy takes into account the investment strategy, the dealing frequency, the underlying assets' liquidity (and their valuation) and shareholder base. The Board of Directors, or the Management Company, where deemed necessary and appropriate to protect Shareholders, may also make use, among others, of certain tools to manage liquidity risk as described in the following sections of the Prospectus:

✓ Section "Suspension of the calculation of the Net Asset Value and the issue, conversion and redemption of shares":

The Board of Directors may temporarily suspend the calculation of the net asset value and the right of any Shareholder to request redemption of any share in any sub-fund or Share Class of any sub-fund and the issue of Shares in any sub-fund or Share Class of any sub-fund.

✓ Section "Subscription, Conversion and redemption of shares":

The Board of Directors may decide to satisfy payment of the redemption price to any Shareholder who agrees, in whole or in part, by an in-kind allocation of securities in compliance with the conditions set forth by Luxembourg law. If the Company receives requests on one valuation day for net redemptions (and switches into another sub-fund) of more than 10% of the net asset value of the relevant sub-fund, the Board of Directors, in its sole discretion, may elect to limit each redemption (and switch) request pro rata such that the aggregate amount redeemed in that valuation day will not exceed 10% of the net asset Value of the relevant sub-fund.

✓ Section "Swing Pricing":

The net asset value per Share of a sub-fund may be adjusted on a valuation date in certain circumstances.

Shareholders that wish to assess the underlying assets' liquidity risk for themselves should note that the sub-funds complete portfolio holdings are indicated in the latest annual report or the latest semi-annual report where this is more recent.

THE SHARES

SHARE CATEGORIES, SUB-CATEGORIES AND CLASSES**A. CATEGORIES**

Within each sub-fund, the Board of Directors will be able to create and issue the share categories listed below and add new valuation currencies to existing shares.

Investors should check the Management Company website for the availability of share classes (www.bnpparibas-am.com).

Category	Investors	Initial subscription Price per share <i>(1)(2)(3)</i>	Minimum initial subscription amount ⁽²⁾ <i>(in EUR or its equivalent in any other Valuation Currency)</i>
Classic	All	100.- in the Reference Currencies except: CNH, CZK, NOK, PLN, SEK, and ZAR: 1,000.- JPY and HUF: 10,000.-	None
N	All		
Privilege	Distributors ⁽³⁾ , Managers, All		- <u>Distributors</u> ⁽⁴⁾ : none - <u>Managers</u> : none - <u>Others</u> : 3 million per sub-fund
I	Institutional Investors, UCIs		<u>Institutional Investors</u> : 3 million per sub-fund <u>UCIs</u> : none
Life	AG Insurance		None
B	Authorised Distributor		
K	Authorised Distributor		
X	Authorised Investors	100,000.- in the Reference Currencies except: CNH, CZK, NOK, PLN, SEK, and ZAR: 1,000,000.- JPY and HUF: 10,000,000.-	None

(1) *Entry Fees excluded, if any*

(2) *Unless otherwise provided by the Board of Directors*

(3) *In case of activation of the swing pricing mechanism on a specific Valuation Day, the initial subscription price per share will be adjusted accordingly.*

(4) *Distributors which provide only fee-based independent advisory services as defined by MiFID, with respect to distributors that are incorporated in the EEA*

B. SUB-CATEGORIES

In some sub-funds, following sub-categories may be created:

- MD / QD

These sub-categories pay dividend on a monthly (MD) or quarterly (QD) basis

Such sub-categories may be duplicated (for example "MD2", "MD3"...) to accommodate different dividend distribution arrangements.

The differences between such same classes within a sub-fund are explained in Book II.

- Hedged (H)

These sub-categories aim at hedging the Currency Exchange risk of the sub-fund's portfolio against their Reference Currency. In the event of changes in the net asset value of the portfolio and/or of subscriptions and/or redemptions, hedging will be operated to the extent possible within specific bandwidths (should those limits not be respected from time to time, hedging readjustment will be operated). As a consequence, we cannot guarantee the currency exchange risk will be completely neutralised.

The currency of these sub-categories appears in their denomination (for example, in the "Brazil Equity" sub-fund, "Classic H EUR" for a sub-category hedged in EUR where the currency exposure of the portfolio of the sub-fund is Brazilian Real).

- Return Hedged (RH)

These sub-categories aim at hedging the portfolio return either:

- from Accounting Currency of the sub-fund (and not the underlying currency exposures) to the currency denomination of the sub-category;
- or an Alternative Currency to the abovementioned Accounting Currency to the currency denomination of the sub-category.

In the event of changes in the net asset value of the portfolio and/or of subscriptions and/or redemptions, hedging will be operated to the extent possible within specific bandwidths (should those limits not be respected from time to time, hedging readjustment will be operated).

The currency of these sub-categories appears in their denomination for example:

- "Classic RH EUR" for a sub-category hedged in EUR and the Accounting Currency of the sub-fund is USD;
- or "U2 RH AUD" for a sub-category hedged in the currency of the class (AUD) against an Alternative Currency (USD) to the Accounting Currency of the sub-fund (EUR), while having a portfolio exposed to the JPY currency.

Each time a RH share category will hedge the portfolio return from an Alternative Currency to the Accounting Currency of a given sub-fund, it will be specified at Book II level.

- **Mono-Currency**

These sub-categories are valued and issued solely in the Reference Currency, indicated by the denomination of the sub-category, which is different from the Accounting Currency of the sub-fund (for example "Classic USD" for a category issued and valued only in USD when the Accounting Currency of the sub-fund is EUR).

- **Plus**

These sub-categories are reserved to Authorised Distributors and Investors with specific minimum initial subscription amount.

Into the "Classic Plus" shares the minimum initial subscription amount is:

- ✓ 100,000 per sub-fund: "Euro Money Market" and "USD Money Market"
- ✓ 300,000 per sub-fund: "Euro Medium Term Income Bond" and "Euro High Conviction Income Bond"

Into the "Privilege Plus" shares the minimum initial subscription amount are:

- ✓ 25 million per sub-fund: "Sustainable Asia ex-Japan Equity"

Into the "I Plus" shares the minimum initial subscription amount are:

- ✓ 25 million per sub-fund: "Climate Impact", "Disruptive Technology", "Energy Transition", "Environmental Absolute Return Thematic Equity (EARTH)", "Euro High Yield Bond", "SMaRT Food", "Sustainable Europe Multi-Factor Equity", "Sustainable Global Low Vol Equity", "Sustainable Global Multi-Factor Corporate Bond", "Sustainable US Multi-Factor Equity", "Sustainable US Value Multi-Factor Equity"
- ✓ 50 million per sub-fund: "Enhanced Bond 6M", "Europe Equity", "Euro High Conviction Income Bond" (formerly "Europe High Conviction Bond", "Sustainable Enhanced Bond 12M")
- ✓ 100 million per sub-fund: "Global Environment"

For sub-funds not listed above, the minimum initial subscription amount is set at:

- 100,000 per sub-fund for the Classic Plus shares;
 - 25 million per sub-fund for the Privilege Plus shares;
 - 20 million per sub-fund for the I Plus shares
- unless otherwise decided by the Board of Directors.

- **Solidarity**

Into these sub-categories, non-governmental organisations and/or other charitable organisations (the Charities) benefit from a part of charged fees and costs. The list of elected Charities is available in annual and semi-annual reports of the Company in addition to the relevant websites disclosed in Book II.

Entry Fees payable in the "Solidarity BE" classes are split as follows: 0.05% for the Charities and maximum 2.95% for placing agents. The cost remains acquired for the Charities even if the placing agents give up their own commission.

Other specific costs are detailed in Book II.

- **U**

Unless otherwise provided, these sub-categories duplicate existing categories (for example "U" for "Classic", "UI" for "I", "UP" for "Privilege", ...), and are dedicated to authorised distributors for themselves or for their own clients.

- **Series of shares**

I Plus, X, U, B, K categories may be duplicated as many times there are specific authorised distributors (for example "U2", "UP3" ...).

Other characteristics of these sub-categories as well as the fee structure are the same as those of their mother-category in the same sub-fund, unless otherwise decided by the Board of Directors.

C. CAPITALISATION / DISTRIBUTIONS CLASSES

Any of the above share categories / sub-categories are issued in Capitalisation ("CAP") and/or Distribution ("DIS") classes as defined below.

1. CAP

CAP shares retain their income to reinvest it.

2. DIS

DIS shares may pay dividend to shareholders on an annual, monthly ("MD") or quarterly ("QD") basis.

The general meeting of shareholders holding DIS shares for each sub-fund concerned decides each year on the Board of Directors' proposal to pay a dividend, which is calculated in accordance with the limitations defined by law and the Articles of Association. In this respect, the general meeting reserves the right to distribute the net assets of each of the Company's sub-funds up to the limit of the legal minimum capital. Distributions may be paid out of net investment income or capital.

If, given market conditions, it is in the shareholders' interest not to distribute a dividend, then no such distribution will be carried out.

If it deems it advisable, the Board of Directors may decide to distribute interim dividends.

The Board of Directors determines the payment methods for the dividends and interim dividends that have been decided upon. Dividends will, in principle, be paid in the Reference Currency of the class (exchange costs incurred for payments in different currencies will be borne by the investor).

The Board of Directors may decide that dividends will be paid by issuing new shares.

Declared dividends and interim dividends not collected by shareholders within a period of five years from the payment date will lapse and revert to the sub-fund concerned.

Interest will not be paid on declared and unclaimed dividends or interim dividends, which will be held by the Company on behalf of the shareholders of the sub-fund for the duration of the legal limitation period.

D. SHARE LEGAL FORMS

All the shares are issued in registered form.

"Classic", "N", "Privilege", and "I" shares may also be issued in bearer form.

The shares are all listed into specific registers kept in Luxembourg by the Registrar Agent indicated in the section "General Information". Unless otherwise provided, shareholders will not receive a certificate representing their shares. Instead, they will receive a confirmation of their entry into the register.

Further to the Luxembourg law of 28 July 2014, all physical bearer shares have been cancelled. The cash equivalent of such cancelled shares has been deposited with the Luxembourg *Caisse de Consignation*.

E. GENERAL PROVISION AVAILABLE FOR ALL SHARES

The Board of Directors has the option of adding new valuation currencies to existing categories or classes and, with the previous approval of the CSSF, of adding new share categories, sub-categories and classes to existing sub-funds with the same specification as those described above on points A, B and C. Such a decision will not be published but the website www.bnpparibas-am.com and the next version of the Prospectus will be updated accordingly.

The Board of Directors may depart from the initial subscription price per share.

The Board of Directors may decide at any time to split or consolidate the shares issued within one same sub-fund, category, or class into a number of shares determined by the Board itself. The total net asset value of such shares must be equal to the net asset value of the subdivided/consolidated shares existing at the time of the splitting/consolidation event.

If the assets of a category/class fall below EUR 1,000,000.00 or equivalent, the Board of Directors reserves the right to liquidate or merge it with another category/class if it decides it is in the best interest of shareholders.

If it transpires that shares are held by persons other than those authorised, they will be converted to the appropriate category, class or currency.

The shares must be fully paid-up and are issued without a par value. Unless otherwise provided, there is no limitation on their number. The rights attached to the shares are those described in the law of 10 August 1915, unless exempted by the Law.

Fractions of shares may be issued up to one-thousandth of a share.

All the Company's whole shares, whatever their value, have equal voting rights. The shares of each sub-fund, category, or class have an equal right to the liquidation proceeds of the sub-fund, category, or class.

If no specific information is given by the investor, orders received will be processed in the Reference Currency of the category.

When trading through a financial intermediary (such as a platform or clearing house) in a multi-currency share class, the investor must ensure that this intermediary is able to correctly deal in the additional currency other than the Reference Currency.

SUBSCRIPTION, CONVERSION AND REDEMPTION OF SHARES

The shares of the Company may be locally offered for subscription via regular savings plans, redemption and conversion programs, specific to this local supply, and may be subject to additional charges.

In the event that a regular savings plan is terminated prior to the agreed final date, the sum of entry fees payable by the shareholders concerned may be greater than would have been the case for standard subscriptions.

Investors may be required to appoint a paying agent as nominee (the "Nominee") for all actions connected with their shareholding in the Company.

On the basis of this mandate, the Nominee is specifically required to:

- send requests for subscription, conversion, and redemption, grouped by share category, share class, sub-fund and distributor to the Company;
- be listed on the Company's register in its name "on behalf of a third party"; and
- exercise the investor's voting right (if any), according to the investor's instructions.

The Nominee must make every effort to keep an up-to-date electronic list of investors' names and addresses and the number of shares held; the status of shareholder can be verified via the confirmation letter sent to the investor by the Nominee.

Investors are informed that they may be required to pay additional fees for the activity of the above Nominee.

For further details, investors are invited to read the subscription documents available from their usual distributor.

Preliminary Information

Subscriptions, conversions and redemptions of shares are made with reference to their unknown net asset value (NAV). They may concern a number of shares or an amount.

The Board of Directors reserves the right to:

- (a) refuse a subscription, or conversion request for any reason whatsoever in whole or in part;
- (b) redeem, at any time, shares held by persons who are not authorised to buy or hold the Company's shares;
- (c) reject subscription, conversion or redemption requests from any investor who it suspects of using practices associated with Market Timing and Active Trading, and, where applicable, take necessary measures to protect the other investors in the Company, notably by charging an additional exit fees up to 2% of the order amount, to be retained by the sub-fund.

The Board of Directors is authorised to set minimum amounts for subscription, conversion, redemption and holding.

Subscriptions from entities which submit subscription applications and whose names show that they belong to one and the same group, or which have one central decision-making body, will be grouped together to calculate these minimum subscription amounts.

Should a share redemption or conversion request, a merger/splitting procedure, or any other event, have the effect of reducing the number or the total net book value of the shares held by a shareholder to below the number or value decided upon by the Board of Directors, the Company may redeem all the shares.

In certain cases stipulated in the section on suspension of the calculation of the NAV, the Board of Directors is authorised to temporarily suspend the issue, conversion and redemption of shares and the calculation of their net asset value.

The Board of Directors may decide, in the interest of the shareholders, to close a sub-fund, category and/or class for subscription or conversion in, under certain conditions and for the time it defines. Such a decision will not be published but the website www.bnpparibas-am.com will be updated accordingly.

In connection with anti-money laundering procedures, the subscription form must be accompanied, in the case of an individual, by the identity card or passport of the subscriber, authenticated by a competent authority (for example, an embassy, consulate, notary, police superintendent) or by a financial institution subject to equivalent identification standards to those applicable in Luxembourg or the Articles of Association; and by an extract from the trade and companies register for a legal entity, in the following cases:

1. direct subscription to the Company;
2. subscription through a professional financial sector intermediary resident in a country that is not subject to an obligation for identification equivalent to Luxembourg standards as regards preventing the use of the financial system for the purposes of money laundering;
3. subscription through a subsidiary or branch office, the parent company of which would be subject to an obligation for identification equivalent to that required under Luxembourg law, if the law applicable to the parent company does not oblige it to ensure that its subsidiaries or branch offices adhere to these provisions.

The Company is also bound to identify the source of funds if they come from financial institutions that are not subject to an obligation for identification equivalent to those required under Luxembourg law. Subscriptions may be temporarily frozen pending identification of the source of the funds.

It is generally accepted that finance sector professionals resident in countries that have signed up to the conclusions of the FATF (Financial Action Task Force) on money laundering are deemed to have an obligation for identification equivalent to that required under Luxembourg law.

Processing of Personal Data

In accordance with GDPR, when submitting a subscription request, personal data of the investor ("Personal Data") may be collected, recorded, stored, adapted, transferred or otherwise processed and used by the Company and the Management Company (as data controllers) with a view to managing its account and business relationship (such as to maintain the register of shareholder, process requests, provide shareholder services, guard against unauthorised account access, conduct statistical analyses, provide information on other products and services and/or comply with various laws and regulations). To the extent that this usage so requires, the investor further authorises the sharing of this information with different service providers of the Company, including some of which that may be established outside of the European Union, who may need to process these Personal Data for carrying out their services and complying with their own legal obligations, but which may not have data protection requirements deemed equivalent to those prevailing in the European Union. The Personal Data may notably be processed for purposes of filing, order processing, responding to shareholder's requests, and providing them with information on other products and services. Neither the Company nor its Management Company will disclose such Personal Data on shareholder unless required to do so by specific regulations or where necessary for legitimate business interests.

Further detailed information in relation to the processing of Personal Data can be found in the Management Company's "Data Protection Notice" as well as on the "Personal Data Privacy Charter", which are accessible via the following link <https://www.bnpparibas-am.com/en/footer/data-protection/>

Each shareholder whose Personal Data has been processed has a right of access to his/her/its Personal Data and may ask for a rectification thereof in case where such data is inaccurate or incomplete.

Subscriptions

The shares will be issued at a price corresponding to the net asset value per share plus the entry fees as described in the above table.

For an order to be executed at the net asset value on a given Valuation Day, it must be received by the Company before the time and date specified in the detailed conditions for each sub-fund in Book II. Orders received after this deadline will be processed at the net asset value on the next Valuation Day.

In order to be accepted by the Company, the order must include all necessary information relating to the identification of the subscribed shares and the identity of the subscriber as described above.

Unless otherwise provided for a particular sub-fund, the subscription price of each share is payable in one of the valuation currencies of the shares concerned within the time period defined in Book II, increased, where necessary, by the applicable entry fees. At the shareholder's request, the payment may be made in a currency other than one of the valuation currencies. The exchange expenses will then be borne by the shareholder.

The Company reserves the right to postpone, and/or cancel subscription requests if it is not certain that the appropriate payment will reach the Depository within the required payment time or if the order is incomplete. The Board of Directors or its agent may process the request by applying an additional charge to reflect interest owed at the customary market rates; or cancelling the share allotment, as applicable accompanied by a request for compensation for any loss owing to failure to make payment before the stipulated time limit. The shares will not be assigned until the duly completed subscription request has been received accompanied by the payment or a document irrevocably guaranteeing that the payment will be made before the deadline. The Company cannot be held responsible for the delayed processing of incomplete orders.

Any outstanding balance remaining after subscription will be reimbursed to the shareholder, unless the amount is less than EUR 15 or its currency equivalent, as the case may be. Amounts thus not reimbursed will be retained by the relevant sub-fund.

The Board of Directors may accept the issue of shares in exchange for the contribution in kind of transferable securities, in accordance with the conditions defined by Luxembourg Law, in particular with respect to the obligation for the submission of a valuation report by the Auditor mentioned under "General Information" above, and provided that these transferable securities meet the Company's investment policy and restrictions for the sub-fund concerned as described in Book II. Unless otherwise provided, the costs of such a transaction will be borne by the applicant.

Conversions

Without prejudice to the specific provisions of a sub-fund, category, or class, shareholders may request the conversion of some or all of their shares into shares of another sub-fund, category, or class. The number of newly issued shares and the costs arising from the transaction are calculated in accordance with the formula described below.

Conversions are only permitted between the following categories:

From \ To	Classic	N	Privilege	I	Life	U UP	X	B	K	Plus
Classic	Yes	Yes	Yes	Yes	NA	Yes ⁽¹⁾	No	No	No	No
N	No	Yes	No	No	NA	No	No	No	No	No
Privilege	Yes	Yes	Yes	Yes	NA	Yes ⁽¹⁾	No	No	No	No
I	Yes	Yes	Yes	Yes	NA	Yes ⁽¹⁾	No	No	No	Yes ⁽²⁾
Life	NA	NA	NA	NA	NA	NA	NA	NA	NA	NA
U, UP	Yes	Yes	Yes	Yes	NA	Yes	Yes	No	No	Yes
X	Yes	Yes	Yes	Yes	NA	No	Yes	No	No	Yes
B	No	No	No	No	NA	Yes ⁽¹⁾	No	Yes	No	No
K	No	No	No	No	NA	Yes ⁽¹⁾	No	No	Yes	No
Plus	Yes	Yes	Yes	Yes	NA	Yes ⁽¹⁾	Yes	No	No	Yes ⁽³⁾

- (1) Conversion is allowed only with the approval of the Board of Directors and for investors meeting the eligibility requirements applicable to the U share class.
- (2) Conversion from I to I Plus is subject to (i) meeting the subscription conditions of the relevant I Plus share category and (ii) Board of Directors' approval.
- (3) In the same category only (ex: I Plus / I Plus authorised but not I Plus / Privilege Plus)

Due to different NAV cycles, conversions from and to the sub-funds "Environmental Absolute Return Thematic Equity (EARTH)", "Green Bond" and "Seasons" are not authorised. Conversion remain possible, if authorised, between shares classes in the same sub-fund.

For the "Multi-Asset Thematic", "Sustainable Multi-Asset Balanced", "Sustainable Multi-Asset Flexible", "Sustainable Multi-Asset Growth", "Sustainable Multi-Asset Stability": Authorised only between these five sub-funds; Not authorised with other sub-funds.

Conversion principles of the sub-categories are the same as those of their mother-category.

For a conversion order to be executed at the net asset value on a given valuation day, it must be received by the Company before the time and date specified for each sub-fund in Book II. Orders received after this deadline will be processed at the net asset value on the next valuation day.

Automatic Switch

"B" and "K" shares held until the third anniversary of their issue are automatically switched into the corresponding "Classic" share category of the same sub-fund **free of charge**, on the basis of the respective NAV per share of the relevant "B" or "K" share and their corresponding "Classic" shares.

Such automatic switch occurs:

- (i) for "B" shares, on the scheduled switch date (to be determined by the Management Company from time to time) within one month after the third anniversary of their issue.

Shareholders should note that if there is a pending redemption or conversion-out request in respect of any of the Shares to be switched, the switch of the remaining Shares into "Classic" Shares will take place in the following month.

- (ii) for "K" shares, on the third anniversary of the date of which they were issued;
- (iii) if the switch day is not a Valuation Day, the following Valuation Day.

Such switch may give rise to a tax liability for shareholders in certain jurisdictions. Shareholders should consult their tax adviser for advice about their own position

Conversion Formula

The number of shares allocated to a new sub-fund, category or class will be established according to the following formula:

$$A = \frac{B \times C \times E}{D}$$

- A* being the number of shares to be allocated in the new sub-fund;
- B* being the number of shares of the original sub-fund to be converted;
- C* being the prevailing net asset value per share of the original sub-fund on the relevant Valuation Day;
- D* being the prevailing net asset value per share of the new sub-fund on the relevant Valuation Day; and
- E* being the exchange rate applicable at the time of the transaction between the currencies of the two concerned sub-funds

Investors will be charged for any foreign exchange transactions carried out at their request.

In the case of shares held in account (with or without attribution of fractions of shares), any outstanding balance remaining after conversion will be reimbursed to the shareholder, unless the amount is less than EUR 15 or its currency equivalent, as the case may be. Amounts thus not reimbursed will be deemed belonging to the relevant sub-fund.

Redemptions

I. General Rules

Subject to the exceptions and limitations prescribed in the Prospectus, all shareholders are entitled, at any time, to have their shares redeemed by the Company.

For an order to be executed at the net asset value on a given Valuation Day, it must be received by the Company before the time and date specified in the conditions for each sub-fund in Book II. Orders received after this deadline will be processed at the net asset value on the next Valuation Day.

In order to be accepted by the Company, the order must include all necessary information relating to the identification of the shares in question and the identity of the shareholder as described above.

Unless otherwise provided for a particular sub-fund, the redemption amount for each share will be reimbursed in the subscription currency, less, where necessary, the applicable exit fees or CDSC.

At the shareholder's request, the payment may be made in a currency other than the subscription currency of the redeemed shares, in which case the exchange costs will be borne by the shareholder and charged against the redemption price. The redemption price of shares may be higher or lower than the price paid at the time of subscription (or conversion), depending on whether the net asset value has appreciated or depreciated in the interval.

The Company reserves the right to postpone redemption requests if the order is incomplete. The Company cannot be held responsible for the delayed processing of incomplete orders.

Redemptions in kind are possible upon specific approval of the Board of Directors, provided that the remaining shareholders are not prejudiced and that a valuation report is produced by the Company's Auditor. The type and kind of assets that may be transferred in such cases will be determined by the manager, taking into account the investment policy and restrictions of the sub-fund in question. The costs of such transfers may be borne by the applicant.

In the event that the total net redemption/conversion applications received for a given sub-fund on a Valuation Day equals or exceeds 10%* of the net assets of the sub-fund in question, the Board of Directors may decide to split and/or defer the redemption/conversion applications on a pro-rata basis so as to reduce the number of shares redeemed/converted to date to 10%* of the net assets of the sub-fund concerned. Any redemption/conversion applications deferred shall be given in priority in relation to redemption/conversion applications received on the next Valuation Day, again subject to the limit of 10%* of net assets.

* 5% for the "Japan Small Cap" sub-fund.

In the case of shares held in account (with or without attribution of fractions of shares), any outstanding balance remaining after redemption will be reimbursed to the shareholder, unless the amount is less than EUR 15 or its currency equivalent, as the case may be. Amounts thus not reimbursed will be deemed belonging to the relevant sub-fund.

II. Specific Liquidity Management Policy for "Money Market" sub-funds

The liquidity of the sub-funds is carefully monitored by the Investment Manager who is responsible for ensuring the sub-fund's ability to meet any necessary inflows and outflows and avoid any significant mismatches between the structure and liquidity profile of a sub-fund and its shareholders concentration. Minimum daily and weekly liquidity regulatory thresholds can be adjusted upwards if needed, taking into account:

- the size of the sub-fund;
- expected flows;
- shareholders' concentration;
- market conditions.

Liquidity risk is being addressed at all times by maintaining liquidity pockets above daily and weekly regulatory requirements by:

- the use of reverse repurchase agreements and repurchase agreements negotiated only with a 24-hour call option;
- the possibility to negotiate very liquid papers such as T-bills, CDs, NeuCPs and CPs;
- ensuring that the value of shares held by a single shareholder does not materially impact the liquidity profile of the sub-fund where it accounts for a substantial part of the total NAV of the sub-fund.

Stock exchange listing

By decision of the Board of Directors, the shares may be admitted to official listing on the Luxembourg Stock Exchange and/or as applicable on another securities exchange.

At the date of this Prospectus, there are no shares listed on any stock exchange.

FEES AND COSTS

Costs payable by the Investors

Maximum charges paid directly by the investors which may be paid solely at the occurrence of a specific operation (entry, conversion, exit):

shares	Entry	Conversion	Exit	CDSC
Classic	3%	1.50%	None	Not applicable
N	None		3%	
Privilege	3%		None	
I	None	None		
Life				
X				
B	None	1.50%	Not applicable	3%
K			2.25%	

Conversion:

- ✓ In the event of conversion to a sub-fund with a higher Entry Fees, the difference may be payable.

CDSC:

- ✓ Contingent Deferred Sales Charge: A charge, paid to the Management Company and serving to cover remuneration of the distributors, that is deducted from redemption proceeds and calculated on the redemption NAV.
- ✓ Where shares are redeemed before the third anniversary of their issue, a CDSC is levied on shares that are redeemed at a maximum rate set out in the following table:

Time period since subscription	Maximum CDSC	
	B	K
0-1 year	3,00%	2,25%
1-2 years	2,00%	1,50%
2-3 years	1,00%	0,75%

For the purpose of determining the number of years shares have been held:

- (a) The anniversary of the date of which shares were issued shall be used;
- (b) The shares which a Shareholder receives upon a conversion from the same sub-fund or another sub-fund carry the holding period(s) which corresponds to the holding period(s) of the shares which were converted.

The applicable rate of CDSC is determined by reference to the total length of time during which the shares being redeemed were in issue.

The amount of any CDSC is calculated on redemption NAV.

Fees and Expenses payable by the sub-funds

Each sub-fund is charged fees or generate expenses specifically attributable thereto. Fees and expenses not attributable to any particular sub-fund are allocated among all the sub-funds on a pro rata basis in relation to their respective net asset values.

These fees and expenses are calculated each Valuation Day and paid monthly from the average net assets of a sub-fund, share category, or share class, paid to the Management Company. The amount charged varies depending on the value of the NAV.

Please refer to Book II of this Prospectus for detailed information on the annual fees and charges applicable to the sub-fund(s) you are invested in.

Charity Fee

Fee payable to the non-governmental organisations and/or other charitable organisations elected by the board of directors of the Company in the "Solidarity" shares. The list of elected Charities is available in annual and semi-annual reports of the Company and on the website www.bnpparibas-am.com.

Distribution Fee

Fee serving to cover remuneration of the distributors, supplemental to the portion of the management fee that they receive for their services.

Extraordinary Expenses

Expenses other than management, performance, distribution and other fees borne by each sub-fund. These expenses include but are not limited to:

- Interest and full amount of any duty, levy and tax or similar charge imposed on a sub-fund
- litigation or tax reclaim expenses

Indirect Fee

For all sub-funds, ongoing charges incurred in underlying UCITS and/or UCIs the Company is invested in and included in the ongoing charges mentioned in the KID.

In Book II, the maximum percentage of indirect fee is only mentioned for sub-funds investing more than 10% of their assets in underlying UCITS and/or UCIs.

Management Fee

Fee serving to cover remuneration of the investment managers and, unless otherwise provided in Book II, also distributors in connection with the marketing of the Company's stock.

Subject to applicable laws and regulations, the Management Company may pay part or all of its fees to any person that invests in or provides services to the Company or in respect of any sub-fund the form of a commission, retrocession, rebate or discount, as more detailed below.

The objective of such fees is inter alia, to facilitate the commercialisation and the management of the Company or the sub-funds, taking into account the best interest of the shareholders.

These fees can take the form of a percentage of the management fees, or of a fixed amount or of a fixed rate based on modalities as described in the paragraphs 'Commissions or retrocessions' and 'Rebates or discounts' below.

Commissions or retrocessions

In the context of activities involving third parties or external service providers, the Management Company may pay commissions or retrocessions as remuneration for services such as:

- Setting up processes for the subscription, holding and safe custody of shares
- Storage and distribution of marketing and legal documents
- Transmission or provision of legally prescribed publication or other publications
- Performing due diligence by delegation of the Management Company or the representative in areas such as money laundering, clarification needs etc
- Handling investors' requests
- Appointing and monitoring sub-distributors

Commissions and retrocessions are not deemed to be rebates or discounts even if they are ultimately passed on, in full or in part, to the investors.

Rebates or discounts

The Management Company may grant rebates or discounts directly to investors in order to reduce the fees or costs incurred by the concerned investor under the following conditions:

- The rebates or discounts are paid from fees received by the Management Company and therefore do not represent an additional charge on the Company ;
- They are granted on the basis of objective criteria.

The following criteria determining the granting of rebates or discounts are alternative and not cumulative:

- The volume subscribed by the investor or the total volume they hold in the collective investment scheme, or, where applicable, in the range of products or services of the promoter or the group of which it is part;
- The expected holding period;
- The amount of fees generated by the investor; and
- The investor's willingness to provide support in the launch phase of a collective investment scheme.

At the request of the investor, the Management Company must disclose the amounts of such rebates or discounts free of charge.

Other Fee

Fee serving to cover notably the following services:

- administration, domiciliary and fund accounting
- audit
- custody, depositary and safekeeping
- documentation, such as preparing, printing, translating and distributing the Prospectus, KID, financial reports
- ESG certification and service fees
- financial index licensing (if applicable)
- legal expenses
- listing of shares on a stock exchange (if applicable)
- management company expenses (including among other AML/CFT, KYC, Risk and oversight of delegated activities)
- marketing operations
- publishing fund performance data
- registration expenses including translation
- services associated with the required collection, tax and regulatory reporting, and publication of data about the Company, its investments and shareholders
- transfer, registrar and payment agency

These fees do not include fees paid to independent Directors and reasonable out-of-pocket expenses paid to all Directors, expenses for operating hedged shares, duties, taxes and transaction costs associated with buying and selling assets, brokerage and other transactions fees, interest and bank fees.

Performance Fee

The Company may apply two types of Performance Fee:

1. Relative Performance Fee

The performance fee is determined over the performance period and corresponds to a percentage "performance fee rate" of the positive difference "over performance" between the annual performance of the share class and the annual performance calculated with the application of the "High Water Mark (HWM) with Hurdle Rate or Benchmark method". Performance fee provision will be accrued at each

valuation day based on the unswung (see Swing Pricing part in the prospectus) share class' Total Net Asset if the share class' performance exceeds the performance determined as per "High Water Mark (HWM) with Hurdle Rate or Benchmark method". The performance fee provision will be then adjusted at each valuation day depending on the share class performance. In case of underperformance at the end of the performance period, neither the High-Water Mark nor the Hurdle Rate or Benchmark will be reset. Performance reference period will correspond in this case to the entire life of the share class.

II. *Absolute Performance Fee*

The positive difference between the NAV per share at the end of the financial year and the HWM of the share class or the initial offer price per share. Performance fee provision will be accrued at each valuation day based on the unswung (see Swing Pricing part in the prospectus) share class' Total Net Asset if the NAV per share exceeds the HWM. The performance fee provision will be then adjusted at each valuation day depending on the share class performance. In case of underperformance at the end of the performance period, a loss is carried forward over a maximum period of 5 years. That means that after 5 consecutive years with no performance fees paid to the Management Company, the HWM will be reset.

III. *Principles applicable to both methodologies*

Performance fee provision is payable, on a yearly basis, to the Management Company based on the accruals at the end of the performance period.

If shares are redeemed during the performance period, the fraction of the provisioned performance fee linked to the total amount redeemed shall be granted definitively to the Management Company at the end of the performance period.

In case of share class' performance fee launching, the first performance period will be extended to the next financial year (> 12 months).

When decision is taken to liquidate or to merge a share class subject to performance fee, the potentially provisioned performance fee raised at the event date will be paid to the Management Company.

In case of merger with a ratio 1:1 and where the receiving share class is a newly established one with no performance history, the performance period of the merging share class should continue applying in the receiving share class.

IV. *Terminology*

Benchmark:

A market index against which to assess the performance of a share class.

Fictive Asset:

The fictive asset is defined by the net asset value at the launch date in case of share class launching or the last asset published at the end of the financial year when an over performance is noticed to which is added inflows and outflows. The determined amount is multiplied by the hurdle rate or the benchmark (% of performance) at each valuation day.

Gross Asset Value (GAV):

Net Asset Value (NAV) before performance fee provision booking.

High-Water Mark (HWM):

Highest NAV per share at the end of any previous financial year on which performance fees becomes payable, after deducting any performance fee.

High Water Mark (HWM) with Hurdle Rate or Benchmark method:

A performance fee model whereby the performance may only be charged on the basis of achieving a new High-Water Mark and exceeds that of the hurdle rate or the benchmark (% of performance).

Hurdle Rate:

A predefined minimum fixed rate of return or monetary index against which to assess the performance of a share class.

Over-Performance Amount:

Amount determined by the difference between GAV per share and the maximum amount between HWM and fictive asset.

Performance Fee Provision:

Amount determined by the application of the performance fee rate on the over-performance amount. This provision is booked and adjusted at each valuation day.

Performance Fee Rate:

Rate applied at each valuation day to determine the amount of the performance fees provision.

Performance Period:

Period on which the share class' performance is measured and corresponds to the financial year.

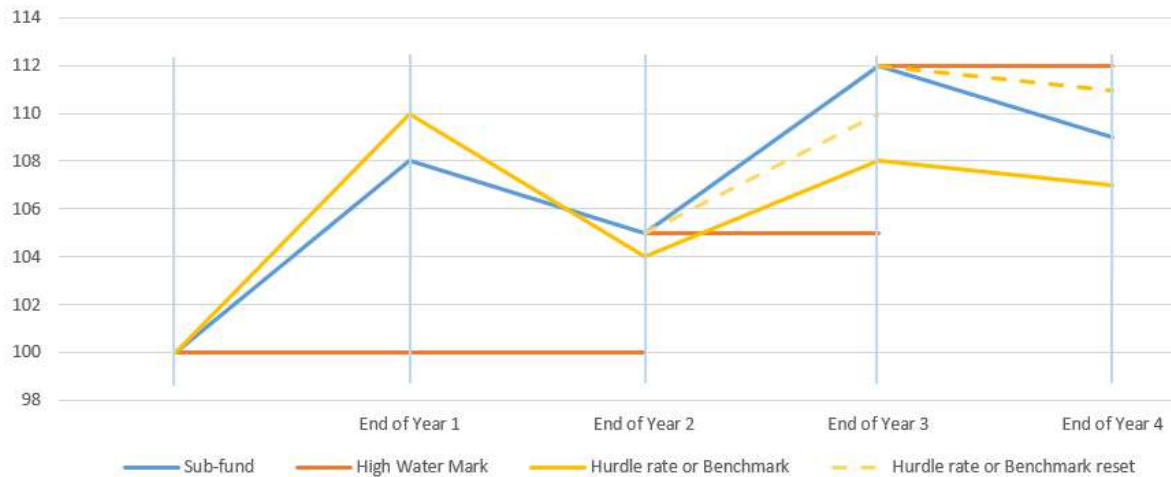
Performance Reference Period:

The time horizon over which the performance is measured and compared with that of the hurdle rate or Benchmark, at the end of which the mechanism for the compensation for past under-performance (or negative performance) can be reset.

V. *Example*

Example are for illustration only, and are not intended to reflect any actual past performance or potential future performance.

High Water Mark (HWM) with Hurdle Rate or Benchmark method

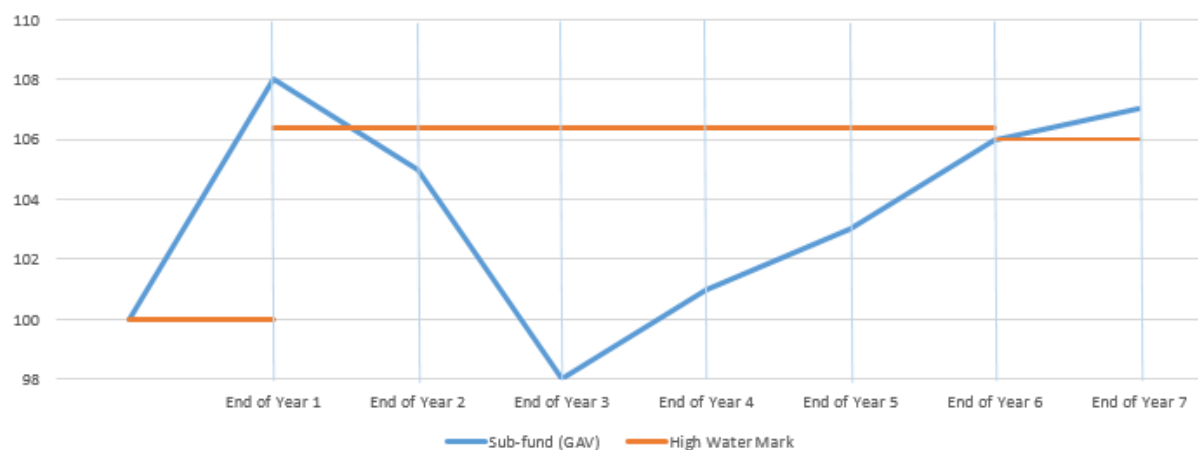


- At the end of year 1, the Gross Asset Value per share class (108) outperforms the High Water Mark (100) but underperforms the hurdle rate or benchmark (110). No performance fee is payable and no reset will be performed on hurdle rate or benchmark and High Water Mark.
- During year 2, the Gross Asset Value per share class goes from underperforming the hurdle rate / benchmark to outperforming it while also remaining above the High Water Mark. Even if the hurdle rate or benchmark and share class performance are negative, the last one is less negative than the performance of hurdle rate or benchmark.
At the end of year 2, the Gross Asset Value per share class (105) outperforms the High Water Mark (100) and outperforms the hurdle rate or benchmark (104). Double condition is completed. Performance fee is payable. High Water Mark and hurdle rate or benchmark are reset.
- At the end of year 3, the Gross Asset Value per share class (112) outperforms the hurdle rate or benchmark (109.04) and the High Water Mark (105). Performance fee is payable. High Water Mark and hurdle rate or benchmark are reset.
- At the end of year 4, the Gross Asset Value per share class (109) falls below both, High Water Mark (112) and hurdle rate or benchmark (110.96). No performance fee is payable and no reset will be performed on hurdle rate or benchmark and High Water Mark.

Below a quantified example

Year	0 (Initial values)	1	2	3	4
Final GAV per share level	100	108	105	112	109
Final hurdle rate or benchmark level	100	110	104	108	107
Final reset hurdle rate or benchmark level	100	110	105	= 109.04 = 105 * 108/104	= 110.96 = 112 * 107/108
High Water Mark level	100	100	100	105	112
Performance reference period ("PRP")	N.A.	Year 1	Years 1 + 2	Year 3	Years 4
GAV per share performance during the PRP	N.A.	8.00%	5.00%	6.67%	-2.68%
Hurdle rate or benchmark performance during the PRP	N.A.	10.00%	4.00%	3.85%	-0.93%
(1) GAV per share performance > Performance hurdle rate or benchmark over PRP	N.A.	NO	YES	YES	NO
(2) GAV per share > High Water Mark over PRP	N.A.	YES	YES	YES	NO
If both conditions (1) and (2) are met, then: => Performance fee is payable and performance reference period is reset	N.A.	NO	YES	YES	NO
Performance fee rate	20%	20%	20%	20%	20%
PERFORMANCE FEE	N.A.	0	20% x (5% - 4%) = 0.20%	20% x (6.67% - 3.85%) = 0.56%	0

High Water Mark (HWM) method:



- At the end of year 1, the Gross Asset Value per share class (108) outperforms the High Water Mark (100). Performance fee is payable and High Water Mark is reset.
- Starting from year 2 till end of year 6, the Gross Asset Value still underperforms the High Water Mark (106.4). That means that after 5 consecutive years with no performance fees paid, the High Water Mark is reset. No performance fee is payable
- At the end of year 7, the Gross Asset Value per share class (107) outperforms the High Water Mark (106). Performance fee is payable and High Water Mark is reset.

Below a quantified example

Year	0 (Initial values)	1	2	3	4	5	6	7
Final GAV per share level	100	108	105 = 106.4 = 108 - [(108-100)*20%]	98	101	103	106	107
High Water Mark level	100	100		106.4	106.4	106.4	106.4	106
Performance reference period ("PRP")	N.A.	Year 1	Years 2	Years 2 + 3	Years 2 + 3 + 4	Years 2 + 3 + 4 + 5	Years 2 + 3 + 4 + 5 + 6	Year 7
GAV per share performance during the PRP	N.A.	8.00%	-2.78%	-9.26%	-6.48%	-4.63%	-1.85%	0.94%
(1) GAV per share > High Water Mark over PRP	N.A.	YES	NO	NO	NO	NO	NO	YES
If condition is met, then: => Performance fee is payable and performance reference period is reset	N.A.	YES	NO	NO	NO	NO	NO	YES
Performance fee rate	20%	20%	20%	20%	20%	20%	20%	20%
PERFORMANCE FEE	N.A.	20% x 8% = 1.60%	0	0	0	0	0	20% x 0.94% = 0.19%

Regulatory and Tax Fees

These fees include:

- the Luxembourg taxe d'abonnement (subscription tax)
- foreign UCI's tax and/or other regulatory levy in the country where the sub-fund is registered for distribution

INTERNAL CREDIT QUALITY ASSESSMENT PROCEDURE APPLICABLE TO MMF SUB-FUNDS

In accordance with the Regulation and applicable delegated regulations, supplementing the Regulation, the Management Company has established, implemented and consistently applies a tailored internal credit quality assessment procedure ("ICAP"), for determining the credit quality of money market instruments, taking into account the issuer of the instrument and the characteristics of the instrument itself.

The Management Company ensures that the information used in applying the internal credit quality assessment procedure is of sufficient quality, up-to-date and from reliable sources.

The internal assessment procedure is based on prudent, systematic and continuous assessment methodologies. The methodologies are subject to validation by the Management Company based on historical experience and empirical evidence, including back testing.

The Management Company ensures that the internal credit quality assessment procedure complies with all of the following general principles:

- (a) An effective process is established to obtain and update relevant information on the issuer and the instrument's characteristics;
- (b) Adequate measures are adopted and implemented to ensure that the ICAP is based on a thorough analysis of the information that is available and pertinent, and includes all relevant driving factors that influence the creditworthiness of the issuer and the credit quality of the instrument;
- (c) The ICAP is monitored on an ongoing basis and all credit quality assessments are reviewed at least annually;
- (d) While there is to be no mechanistic over-reliance on external ratings in accordance with Article 5a of Regulation 1060/2009, the Management Company shall undertake a new credit quality assessment for a money market instrument when there is a material change that could have an impact on the existing assessment of the instrument;
- (e) The credit quality assessment methodologies are reviewed at least annually by the Management Company to determine whether they remain appropriate for the current portfolio and external conditions and the review is transmitted to the CSSF. Where the Management Company becomes aware of errors in the credit quality assessment methodology or in its application, it shall immediately correct those errors;
- (f) When methodologies, models or key assumptions used in the ICAP are changed, the Management Company will review all affected internal credit quality assessments as soon as possible.

Internal credit quality assessment

The Management Company applies the internal credit quality assessment procedure above to determine whether the credit quality of a money market instrument receives a favourable assessment. Where a credit rating agency registered and certified in accordance with Regulation 1060/2009 has provided a rating of that money market instrument, the Management Company may have regard to such rating and supplementary information and analysis in its internal credit quality assessment, while not solely or mechanistically relying on such rating in accordance with Article 5a of Regulation 1060/2009.

The Credit Research Department of the BNP Paribas Asset Management group provides opinions on issuers, covering the fundamental trend of the companies, expectations for event risk, expected and floor ratings benchmarked against the rating agencies and a relative value view based on market trading levels.

The credit quality assessment takes into account at least the following factors and general principles:

1. Quantification of the credit risk of the issuer and of the relative risk of default of the issuer and of the instrument

The internal credit quality assessment procedure starts with a top down view of the economic dynamics of each industry, in the light of the macroeconomic trends. Analysts look at industry drivers to formulate opinion on improvement or deterioration of industries. Factors taken into consideration include the stage of the cycle, structure of the industry, demographics, regulation, legal risks and consolidation trends. The industry recommendation is used to assist with in-depth issuer analysis.

The criteria for quantifying the credit risk of the issuer and of the relative risk of default of the issuer and of the instrument are the following:

- (i) bond pricing information, including credit spreads and the pricing of comparable fixed income instruments and related securities;
- (ii) pricing of money market instruments relating to the issuer, the instrument or the industry sector;
- (iii) default statistics relating to the issuer, the instrument or the industry sector as provided by external credit ratings;
- (iv) financial indicators relating to the geographic location, the industry sector or the asset class of the issuer or instrument;
- (v) financial information relating to the issuer, including profitability ratios, interest coverage ratio, leverage metrics and the pricing of new issues, including the existence of more junior securities.

Additional indicators such as revenue, earnings, cash flow, growth, leverage, interest are used in the context of the issuer's review. Historic trends are examined and serve as a basis to anticipate that future operating results and financial position are reasonable, thus allowing to assess the impact on credit quality over the short, medium and long term.

Individual issuers are selected using well-established analytical measurements (including revenue, earnings and cash flow (EBITDA) growth, free cash flow, leverage, interest and fixed charge coverage). For an issuer review, historic trends are examined relative to the current financial position and operating performance. These trends serve as the basis for judging the degree to which forecasts for future operating results and financial position are reasonable and allows our analysts to anticipate credit quality migration, changes in the issuer's financial strategies, and its ultimate impact on credit quality over the short, medium and long term. Qualitative factors are important as well, including industry position, corporate strategy, quality of management and corporate risks.

2. Qualitative indicators on the issuer of the instrument, including in the light of the macroeconomic and financial market situation

The criteria for establishing qualitative indicators in relation to the issuer of the instrument are the following:

- (i) an analysis of any underlying assets;
- (ii) an analysis of any structural aspects of the relevant instruments issued;
- (iii) an analysis of the relevant markets, including the degree of volume and liquidity of those markets;
- (iv) a sovereign analysis, to the extent it could impact the issuer credit quality;
- (v) an analysis of the governance risk relating to the issuer, including frauds, conduct fines, litigation, financial restatements, exceptional items, management turnover, borrower concentration;
- (vi) securities-related external research on the issuer or market sector;
- (vii) where relevant, an analysis of the credit ratings or rating outlook given to the issuer of an instrument by a credit rating agency registered with the ESMA and selected by the Management Company if suited to the specific investment portfolio of one of the Company's sub-fund.

In addition, the Management Company assesses the following qualitative credit risk criteria for the issuer:

- (viii) the financial situation of the issuer; or where applicable, of the guarantor;
 - (ix) the sources of liquidity of the issuer, or where applicable, of the guarantor;
-

- (x) the ability of the issuer to react to future market-wide or issuer-specific events, including the ability to repay debt in a highly adverse situation;
- (xi) the strength of the issuer's industry within the economy relative to economic trends and the issuer's competitive position in its industry.

3. **Short-term nature and asset class of money market instruments**

The universe of eligible money market instruments covers instruments which are normally dealt in on the money market:

- (i) short-term negotiable instruments such as, but not limited to, NEU Commercial Paper, Certificates of Deposit, Euro Commercial Papers;
- (ii) senior unsecured bonds (excluding Subordinated Debts);
- (iii) treasury-bills.

Specific constraints associated to those instruments and their definitions are detailed in the Prospectus, in the limit and as permitted by the Regulation.

The universe of eligible instruments has to comply with the WAL and WAM requirements as defined by the Regulation.

4. **Type of issuer**

Issuers are distinguished at least as follows:

- (i) national, regional or local administrations;
- (ii) financial corporations and non-financial corporations.

5. **Liquidity profile of the instrument**

All money market instruments selected are issued by Financial Institutions (such as Banks and insurance company), Corporates and Sovereign (such as Government, Local administration and Supranational, Agency).

The instruments are categorized depending on their ability to be sold in due time and under favourable conditions to ensure that the liquidity of the sub-fund is met at all times. The Management Company may, in addition to the factors and general principles referred to in this section, take into account warnings and indicators when determining the credit quality of a money market instrument referred to in point 2 of Diversification Rules of Appendix 1 – Specific Rules for Money Market sub-funds.

A global policy of the Management Company's internal ratings which sets the principles and the methodology to qualify and quantify the credit quality inherent of the issuers held within the portfolios monitored by investment credit limits has been defined.

An internal rating reflecting the default risk is allocated for each issuer. As a result of the group internal credit assessment of credit analysts' review, investment limits will be provided on issuers considered to be of high credit quality.

The internal ratings provided are considered more relevant than ratings provided by external rating agencies or other sources of information.

Governance of the credit quality assessment

The ICAP is approved by the senior management of the Management Company and by the Board of Directors of the Company ("Senior Management"). Those parties have a good understanding of the ICAP and the methodologies applied by the Management Company, as well as a detailed comprehension of the associated reports.

The Management Company reports to the parties referred to in paragraph 1 on the Company's credit risk profile, based on an analysis of the Company's internal credit quality assessments. Reporting frequencies depend on the significance and type of information and are at least annual. Senior Management ensures that the ICAP is operating properly on an ongoing basis. Senior Management is regularly informed about the performance of the internal credit quality assessment procedures, the areas where deficiencies were identified, and the status of efforts and actions taken to improve previously identified deficiencies.

Internal credit quality assessments and their periodic reviews by the Management Company are not performed by the persons performing or responsible for the portfolio management of the sub-funds of the Company.

The credit risk committee is the body responsible for:

- (i) validating the authorizations in place or suggested;
- (ii) and disseminating information on any critical file, based on the agenda established by the risk department of the Management Company.

This Committee is held on a regular basis and possibly on an extraordinary basis.

Should the internal credit rating quality of an issuer and/or an instrument decrease and/or change, appropriate measures will be taken by the credit risk committee to remedy the situation as soon as possible.

NET ASSET VALUE

CALCULATION OF THE NET ASSET VALUE PER SHARE

Each net asset value calculation will be made as follows under the responsibility of the Board of Directors:

- (1) The net asset value will be calculated as specified in Book II.
- (2) The net asset value per share will be calculated with reference to the total net assets of the corresponding sub-fund, category, or class. The total net assets of each sub-fund, category, or class will be calculated by adding all the asset items held by each (including the entitlements or percentages held in certain internal sub-portfolios as more fully described in point 4, below) from which any related liabilities and commitments will be subtracted, all in accordance with the description in point 4, paragraph 4, below.
- (3) The net asset value per share of each sub-fund, category, or class will be calculated by dividing its respective total net assets by the number of shares in issue, up to six decimal places for the "Money Market" sub-funds, and up to two decimal places for all other sub-funds, except for those currencies for which decimals are not used.
- (4) Internally, in order to ensure the overall financial and administrative management of the set of assets belonging to one or more sub-funds, categories, or classes, the Board of Directors may create as many internal sub-portfolios as there are sets of assets to be managed (the "internal sub-portfolios").
Accordingly, one or more sub-funds, categories, or classes that have entirely or partially the same investment policy may combine the assets acquired by each of them in order to implement this investment policy in an internal sub-portfolio created for this purpose. The portion held by each sub-fund, category, or class within each of these internal sub-portfolios may be expressed either in terms of percentages or in terms of entitlements, as specified in the following two paragraphs. The creation of an internal sub-portfolio will have the sole objective of facilitating the Company's financial and administrative management.
The holding percentages will be established solely on the basis of the contribution ratio of the assets of a given internal sub-portfolio. These holding percentages will be recalculated on each valuation day to take account of any redemptions, issues, conversions, distributions or any other events generally of any kind affecting any of the sub-funds, categories, or classes concerned that would increase or decrease their participation in the internal sub-portfolio concerned.
The entitlements issued by a given internal sub-portfolio will be valued as regularly and according to identical methods as those mentioned in points 1, 2 and 3, above. The total number of entitlements issued will vary according to the distributions, redemptions, issues, conversions, or any other events generally of any kind affecting any of the sub-funds, categories, or classes concerned that would increase or decrease their participation in the internal sub-portfolio concerned.
- (5) Whatever the number of categories, or classes created within a particular sub-fund, the total net assets of the sub-fund will be calculated at the intervals defined by Luxembourg Law, the Articles of Association, or the Prospectus. The total net assets of each sub-fund will be calculated by adding together the total net assets of each category, or class created within the sub-fund.
- (6) Without prejudice to the information in point 4, above, concerning entitlements and holding percentages, and without prejudice to the particular rules that may be defined for one or more particular sub-funds, the net assets of the various sub-funds will be valued in accordance with the rules stipulated below.

COMPOSITION OF ASSETS

The Company's assets primarily include:

- (1) cash in hand and cash deposit including interest accrued but not yet received and interest accrued on these deposits until the payment date;
- (2) all notes and bills payable on demand and accounts receivable (including the results of sales of securities before the proceeds have been received);
- (3) all securities, units, shares, bonds, options or subscription rights and other investments and securities which are the property of the Company;
- (4) all dividends and distributions to be received by the Company in cash or securities that the Company is aware of;
- (5) all interest accrued but not yet received and all interest generated up to the payment date by securities which are the property of the Company, unless such interest is included in the principal of these securities;
- (6) the Company's formation expenses, insofar as these have not been written down;
- (7) all other assets, whatever their nature, including prepaid expenses.

VALUATION RULES

The assets of each sub-fund shall be valued as follows:

- (1) The value of cash in hand and cash deposit, prepaid expenses, and dividends and interest due but not yet received, shall comprise the nominal value of these assets, unless it is unlikely that this value could be received; in that event, the value will be determined by deducting an amount which the Company deems adequate to reflect the actual value of these assets;
- (2) The value of shares or units in undertakings for collective investment shall be determined on the basis of the last net asset value available on the Valuation Day. If this price is not a true reflection, the valuation shall be based on the probable sale price estimated by the Board of Directors in a prudent and bona fide manner.
- (3) The valuation of all securities listed on a stock exchange or any other regulated market, which functions regularly, is recognised and accessible to the public, is based on the last known closing price on the Valuation Day, and, if the securities concerned are traded on several markets, on the basis of the last known closing price on the major market on which they are traded.
If the last known closing price is not a true reflection, the valuation shall be based on the probable sale price estimated by the Board of Directors in a prudent and bona fide manner.
The Board of Directors uses this possibility for the valuation of the securities listed on East Asia, South Asia, Southeast Asia, and Oceania markets. In these cases, the aforesaid last known closing price is adjusted by using a method reviewed by the auditors of the Company and monitored by the Management Company to reflect a fair value price of the concerned assets.
- (4) Unlisted securities or securities not traded on a stock exchange or another regulated market which functions in a regular manner, is recognised and accessible to the public, shall be valued on the basis of the probable sale price estimated in a prudent and bona fide manner by a qualified professional appointed for this purpose by the Board of Directors;
- (5) Securities denominated in a currency other than the currency in which the sub-fund concerned is denominated shall be converted at the exchange rate prevailing on the Valuation Day;
- (6) If permitted by market practice, liquid assets, money market instruments and all other instruments may be valued at their nominal value plus accrued interest or according to the linear amortisation method. Any decision to value the assets in the portfolio using the linear amortisation method must be approved by the Board of Directors, which will record the reasons for such a decision. The Board of Directors will put in place appropriate checks and controls concerning the valuation of the instruments;

- (7) The Board of Directors is authorised to draw up or amend the rules in respect of the relevant valuation principles after concertation with the different parties;
- (8) IRS shall be valued on the basis of the difference between the value of all future interest payable by the Company to its counterparty on the valuation date at the zero coupon swap rate corresponding to the maturity of these payments and the value of all future interest payable by the counterparty to the Company on the valuation date at the zero coupon swap rate corresponding to the maturity of these payments;
- (9) The internal valuation model for CDS utilises as inputs the CDS rate curve, the recovery rate and a discount rate (€STR/SOFR or market swap rate) to calculate the mark-to-market. This internal model also produces the rate curve for default probabilities. To establish the CDS rate curve, data from a certain number of counterparties active in the CDS market are used. The manager uses the valuation of the counterparties' CDS to compare them with the values obtained from the internal model. The starting point for the construction of the internal model is parity between the variable portion and fixed portion of the CDS on signing the CDS.
- (10) Since EDS are triggered by an event affecting a share, their valuation depends mainly on the volatility of the share and its asymmetrical position. The higher the volatility, the greater the risk that the share will reach the 70% threshold and therefore the greater the EDS spread. The spread of a company's CDS also reflects its volatility, since high volatility of the share indicates high volatility of the assets of the company in question and therefore a high probability of a credit event. Given that the spreads of both EDS and CDS are correlated with the implicit volatility of the shares, and that these relations have a tendency to remain stable over time, an EDS can be considered as a proxy for a CDS. The key point in the valuation of an EDS is to calculate the implicit probability of a share event. Two methods are generally accepted: the first consists of using the market spread of the CDS as input in a model to evaluate the EDS; the second uses historical data for the share in question to estimate the probability. Although historical data are not necessarily a proper guide as to what may happen in the future, such data can reflect the general behaviour of a share in crisis situation. In comparing the two approaches, it is very rare to see historic probabilities higher than the shares' implicit probabilities;
- (11) The valuation of a CFD and TRS shall at any given time reflect the difference between the latest known price of the underlying stock and the valuation that was taken into account when the transaction was signed.

COMPOSITION OF LIABILITIES

The Company's liabilities primarily include:

- (1) all loans, matured bills and accounts payable;
- (2) all known liabilities, whether or not due, including all contractual obligations due and relating to payment in cash or kind, including the amount of dividends announced by the Company but yet to be paid;
- (3) all reserves, authorised or approved by the Board of Directors, including reserves set up in order to cover a potential capital loss on certain of the Company's investments;
- (4) any other undertakings given by the Company, except for those represented by the Company's equity. For the valuation of the amount of these liabilities, the Company shall take account of all the charges for which it is liable, including, without restriction, the costs of amendments to the Articles of Association, the Prospectus and any other document relating to the Company, management, advisory, charity, performance and other fees and extraordinary expenses, any taxes and duties payable to government departments and stock exchanges, the costs of financial charges, bank charges or brokerage incurred upon the purchase and sale of assets or otherwise. When assessing the amount of these liabilities, the Company shall take account of regular and periodic administrative and other expenses on a prorata temporis basis.

The assets, liabilities, expenses and fees not allocated to a sub-fund, category or class shall be apportioned to the various sub-funds, categories, or classes in equal parts or, subject to the amounts involved justifying this, proportionally to their respective net assets. Each of the Company's shares which is in the process of being redeemed shall be considered as a share issued and existing until closure on the Valuation Day relating to the redemption of such share and its price shall be considered as a liability of the Company as from closing on the date in question until such time as the price has been duly paid. Each share to be issued by the Company in accordance with subscription applications received shall be considered as being an amount due to the Company until such time as it has been duly received by the Company. As far as possible, account shall be taken of any investment or divestment decided by the Company until the Valuation Day.

SUSPENSION OF THE CALCULATION OF NET ASSET VALUE AND THE ISSUE, CONVERSION AND REDEMPTION OF SHARES

Without prejudice to legal causes for suspension, the Board of Directors may at any time temporarily suspend the calculation of the net asset value of shares of one or more sub-funds, as well as the issue, conversion and redemption in the following cases:

- (1) during any period when one or more currency markets, or a stock exchange, which are the main markets or exchanges where a substantial portion of a sub-fund's investments at a given time are listed, is/are closed, except for normal closing days, or during which trading is subject to major restrictions or is suspended;
- (2) when the political, economic, military, currency, social situation, or any event of *force majeure* beyond the responsibility or power of the Company makes it impossible to dispose of one assets by reasonable and normal means, without seriously harming the shareholders' interests;
- (3) during any failure in the means of communication normally used to determine the price of any of the Company's investments or the going prices on a particular market or exchange;
- (4) when restrictions on foreign exchange or transfer of capital prevents transactions from being carried out on behalf of the Company or when purchases or sales of the Company's assets cannot be carried out at normal exchange rates;
- (5) as soon as a decision has been taken to either liquidate the Company or one or more sub-funds, categories or classes;
- (6) to determine an exchange parity under a merger, partial business transfer, splitting or any restructuring operation within, by or in one or more sub-funds, categories, or classes;
- (7) for a "Feeder" sub-fund, when the net asset value, issue, conversion, or redemption of units, or shares of the "Master" sub-fund are suspended;
- (8) any other cases when the Board of Directors estimates by a justified decision that such a suspension is necessary to safeguard the general interests of the shareholders concerned.

In the event the calculation of the net asset value is suspended, the Company shall immediately and in an appropriate manner inform the shareholders who requested the subscription, conversion or redemption of the shares of the sub-fund(s) in question.

In exceptional circumstances which could have a negative impact on shareholders' interests, or in the event of subscription, redemption or conversion applications exceeding 10%* of a sub-funds' net assets, the Board of Directors reserves the right not to determine the value of a share until such time as the required purchases and sales of securities have been made on behalf of the sub-fund. In that event, subscription, redemption and conversion applications in the pipeline will be processed simultaneously on the basis of the net asset value so calculated.

* 5% for the "Japan Small Cap" sub-fund.

Pending subscription, conversion and redemption applications may be withdrawn by written notification provided that such notification is received by the company prior to lifting of the suspension. Pending applications will be taken into account on the first calculation date following lifting of the suspension. If all pending applications cannot be processed on the same calculation date, the earliest applications shall take precedence over more recent applications.

SWING PRICING

A sub-fund may suffer reduction of the net asset value due to investors purchasing, selling and/or switching in and out of the sub-fund at a price that does not reflect the dealing costs associated with this sub-fund's portfolio trades undertaken by the Investment Manager to accommodate such cash inflows or outflows. In order to mitigate this effect and enhance the protection of existing shareholders, the mechanism known as "swing pricing" may be applied at the discretion of the Board of Directors of the Management Company.

Such swing pricing mechanism may be applied to a given sub-fund when its total capital activity (i.e. net amount of subscriptions and redemptions) exceeds a pre-determined threshold determined as a percentage of the net assets value for a given valuation day. The net asset value of the relevant sub-fund may then be adjusted by an amount (the "swing factor") to compensate for the expected transaction costs resulting from the capital activity. The level of thresholds, if and when applicable, will be decided on the basis of certain parameters which may include the size of the sub-fund, the liquidity of the underlying market in which the respective sub-fund invests, the cash management of the respective sub-fund or the type of instruments that are used to manage the capital activity. The swing factor is, amongst others, based on the estimated transaction costs of the financial instruments in which the respective sub-fund may invest. Typically, such adjustment will increase the net asset value when there are net subscriptions into the sub-fund and decrease the net asset value when there are net redemptions. Swing pricing does not address the specific circumstances of each individual investor transaction. An ad hoc internal committee is in charge of the implementation and periodic review of the operational decisions associated with swing pricing. This committee is responsible for decisions relating to swing pricing and the ongoing approval of swing factors which form the basis of pre-determined standing instructions.

In principle, the swing factor will not exceed 1% of the respective sub-fund's net asset value. Such limit may however, on a temporary basis and to protect interests of the shareholders, be raised beyond this maximum level when facing exceptional market conditions. Situations such as a global pandemic, a financial crisis, a geopolitical crisis, or any other exceptional event causing a severe deterioration of the liquidity.

The swing pricing mechanism may be applied across all sub-funds of the Company. In the event that, in addition to the swing pricing mechanism, another anti-dilution mechanism is available for a given sub-fund as decided by the Board of Directors of the Management Company, such mechanisms shall not be cumulatively applied. On certain unit classes, the Management Company may be entitled to a performance fee. Where applicable, this will be based on the unswung net asset value.

TAX PROVISIONS

TAXATION OF THE COMPANY

At the date of the Prospectus, the Company is not liable to any Luxembourg income tax or capital gains tax.

The Company is liable to an annual *taxe d'abonnement* in Luxembourg representing 0.05% of the net asset value. This rate is reduced to 0.01% for:

- a) sub-funds with the exclusive objective of collective investments in money market instruments and deposits with credit institutions;
- b) sub-funds with the exclusive objective of collective investments with credit institutions;
- c) sub-funds, categories, or classes reserved for Institutional Investors, Managers, and UCIs.

The following are exempt from this *taxe d'abonnement*:

- a) the value of assets represented by units, or shares in other UCIs, provided that these units or shares have already been subject to the *taxe d'abonnement*;
- b) sub-funds, categories and/or classes:
 - (i) whose securities are reserved to Institutional Investors, Managers or UCIs and
 - (ii) whose sole object is the collective investment in money market instruments and the placing of deposits with credit institutions, and
 - (iii) whose weighted residual portfolio maturity does not exceed 90 days, and
 - (iv) that have obtained the highest possible rating from a recognised rating agency;
- c) sub-funds, categories and/or classes reserved to:
 - (i) institutions for occupational retirement pension or similar investment vehicles, set up at the initiative of one or more employers for the benefit of their employees, and
 - (ii) companies having one or more employers investing funds to provide pension benefits to their employees;
- d) sub-funds whose main objective is investment in microfinance institutions;
- e) sub-funds, categories and/or classes:
 - (i) whose securities are listed or traded on at least one stock exchange or another regulated market operating regularly that is recognized and open to the public, and
 - (ii) whose exclusive object is to replicate the performance of one or several indices.

When due, the *taxe d'abonnement* is payable quarterly based on the relevant net assets and calculated at the end of the quarter for which it is applicable.

In addition, the Company may be subject to foreign UCI's tax, and/or other regulators levy, in the country where the sub-fund is registered for distribution.

TAXATION OF THE COMPANY'S INVESTMENTS

Some of the Company's portfolio income, especially income in dividends and interest, as well as certain capital gains, may be subject to tax at various rates and of different types in the countries in which they are generated. This income and capital gains may also be subject to withholding tax. Under certain circumstances, the Company may not be eligible for the international agreements preventing double taxation that exist between the Grand Duchy of Luxembourg and other countries. Some countries will only consider that persons taxable in Luxembourg qualify under these agreements.

TAXATION OF SHAREHOLDERS

a) Residents of the Grand Duchy of Luxembourg

On the date of the Prospectus, the dividends earned and capital gains made on the sale of shares by residents of the Grand Duchy of Luxembourg are not subject to withholding tax.

Dividends are subject to income tax at the personal tax rate.

Capital gains made on the sale of shares are not subject to income tax if the shares are held for a period of over six months, except in the case of resident shareholders holding over 10% of the shares of the Company.

b) Non-residents

In principle, according to current law:

- the dividends earned and the capital gains made on the sale of shares by non-residents are not subject to Luxembourg withholding tax;
- the capital gains made by non-residents on the sale of shares are not subject to Luxembourg income tax.

Nevertheless, if there is a dual tax convention between the Grand Duchy and the shareholder's country of residence, the capital gains made on the sale of shares are tax-exempt in principle in Luxembourg, with the taxation authority being attributed to the shareholder's country of residence.

EXCHANGE OF INFORMATION

a) Residents of another member state of the European Union, including the French overseas departments, the Azores, Madeira, the Canary Islands, the Åland Islands and Gibraltar.

Any individual who receives dividends from the Company or the proceeds from the sale of shares in the Company through a paying agent based in a state other than the one in which he resides is advised to seek information on the legal and regulatory provisions applicable to him.

In most countries covered by Directive 2011/16 and 2014/107, the total gross amount distributed by the Company and/or the total gross proceeds from the sale, refunding or redemption of shares in the Company will be reported to the tax authorities in the state of residence of the beneficial owner of the income.

b) Residents of third countries or territories

No withholding tax is levied on interest paid to residents of third countries or territories.

Nevertheless, in the framework of Automatic Exchange of Information package (AEOI) covering fiscal matters elaborated by OECD. The Management Company may need to collect and disclose information about the Company's shareholders to third parties, including the tax authorities of the participating country in which the beneficiary is tax resident, for the purpose of onward transmission to the relevant jurisdictions. The data of financial and personal information as defined by this regulation which will be disclosed may include (but is not limited to) the identity of the Company's shareholders and their direct or indirect beneficiaries, beneficial owners and controlling persons. A shareholder will therefore be required to comply with any reasonable request from the Management Company for such information, to allow the Management Company to comply with its reporting requirements. The list of AEOI participating countries is available on the website <http://www.oecd.org/tax/automatic-exchange/>

c) US Tax

Under the Foreign Account Tax Compliance Act ("FATCA") provisions which entered into force as from 1st July 2014, in the case the Company invests directly or indirectly in US assets, income received from such US investments might be subject to a 30% US withholding tax.

To avoid such withholding tax the Grand Duchy of Luxembourg has entered, on 28th March 2014, into an intergovernmental agreement (the "IGA") with the United States under which the Luxembourg financial institutions have to undertake due diligence to report certain information on their U.S. investors to the Luxembourg Tax authorities. Such information will be onward reported by the Luxembourg tax authorities to the U.S. Internal Revenue Service.

The foregoing provisions are based on the Law and practices currently in force, and might be subject to change. Potential investors are advised to seek information in their country of origin, place of tax residence or domicile on the possible tax consequences associated with their investment. The attention of investors is also drawn to certain tax provisions specific to several countries in which the Company publicly trades its shares.

GENERAL MEETINGS AND INFORMATION FOR SHAREHOLDERS

GENERAL SHAREHOLDERS' MEETINGS

The Annual General Shareholders' Meeting is held at 3.00 p.m. on 25 April at the Company's registered office or any other location in the Grand Duchy of Luxembourg specified in the notice to attend the meeting. If that day is not a bank business day in Luxembourg, the Annual General Meeting will be held on the following bank business day. Other General Meetings may be convened in accordance with the prescriptions of Luxembourg law and the Company's Articles of Association.

Notices inviting shareholders to attend General Meetings will be published according to the forms and times prescribed in Luxembourg law and the Company's Articles of Association, and at least with a 14 days prior notice.

Similarly, General Meetings will be conducted as prescribed by Luxembourg law and the Company's Articles of Association.

Every share, irrespective of its unit value, entitles its holder to one vote. All shares have equal weight in decisions taken at the General Meeting when decisions concern the Company as a whole. When decisions concern the specific rights of shareholders of one sub-fund, category, or class, only the holders of shares of that sub-fund, category, or class may vote.

INFORMATION FOR SHAREHOLDERS

Net Asset Values and Dividends

The Company publishes the legally required information in the Grand Duchy of Luxembourg and in all other countries where the shares are publicly offered.

This information is also available on the website: www.bnpparibas-am.com.

Financial Year

The Company's financial year starts on 1st January and ends on 31st December.

Financial Reports

The Company publishes an annual report closed on the last day of the financial year, certified by the auditors, as well as a non-certified, semi-annual interim report closed on the last day of the sixth month of the financial year. The Company is authorised to publish a simplified version of the financial report when required.

The financial reports of each sub-fund are published in the Accounting Currency of the sub-fund, although the consolidated accounts of the Company are expressed in euro.

The annual report is made public within four months of the end of the financial year and the interim report within two months of the end of the half-year.

The financial reports of the Company will be prepared in accordance with Luxembourg GAAP*.

* *Luxembourg GAAP is a combination of authoritative standards and the commonly accepted ways of recording and reporting accounting information. GAAP aims to improve the clarity, consistency, and comparability of the communication of financial information.*

Documents for Consultation

The Articles of Association, the Prospectus, the KID, and periodic reports may be consulted at the Company's registered office and at the establishments responsible for the Company's financial service. Copies of the Articles of Association and the annual and interim reports are available upon request.

Except for the newspaper publications required by Law, the official media to obtain any notice to shareholders from the Company will be the website www.bnpparibas-am.com.

Documents and information are also available on the website: www.bnpparibas-am.com.

Weekly information available to the shareholders of Money Market sub-funds:

In accordance with the Regulation 2017/1131, the Management Company will make all of the following information available to investors on money market sub-funds at least on a weekly basis:

- the maturity breakdown of the portfolio of the sub-fund;
- the credit profile of the sub-fund;
- the WAM and WAL of the sub-fund;
- details of the 10 largest holdings in the sub-fund, including the name, country, maturity and asset type, and the counterparty in the case of repurchase and reverse repurchase agreements;
- the total value of the assets of the sub-fund;
- the net yield of the sub-fund.

These information are made available on the website www.bnpparibas-am.com. After having selected the money market sub-fund and the share class of their choice, investors can access the weekly reporting on the 'Documents' section of the website.

APPENDIX 1 – INVESTMENT RESTRICTIONS

I. GENERAL RULES**ELIGIBLE ASSETS****1. Transferable securities**

Transferable securities must be listed or traded on an official stock exchange or on a regulated market (a market that operated regularly, is recognised and is open to the public) in an eligible state (i.e. a Member State or a Third Country).

Recently issued transferable securities must include in their terms of issue an undertaking that an application will be made for admission to official listing on a regulated market and such admission must be secured within a year of issue.

2. Money market instruments

A money market instrument shall fall within one of the categories below:

- a) it is listed or traded on an official stock exchange, or on a regulated market (a market that operated regularly, is recognised and is open to the public) in an eligible state (i.e. a Member State or a Third Country);
- b) it does not meet the requirements of point (a) but it is subject (at the securities or issuer level) to regulation aimed at protecting investors and savings, provided that it is:
 - i. issued or guaranteed by a central, regional or local authority or central bank of a Member State, the European Central Bank, the European Union or the European Investment Bank, a third country or a member of a federation; or
 - ii. issued by an undertaking any securities of which are dealt in on regulated markets referred to in point (a); or
 - iii. issued or guaranteed by an establishment subject to, and which complies with European Union prudential supervision rules or others rules at least considered to be stringent; or
 - iv. issued by other bodies belonging to the categories approved by the CSSF provided that the investments in such instruments are subject to investor protection equivalent to that laid down in points (i), (ii) or (iii) above, and provided that the issuer is a company whose capital and reserves amount to at least EUR 10 000 000 and which presents and publishes its annual accounts in accordance with the Directive 78/660, is an entity which, within a group of companies which includes one or several listed companies, is dedicated to the financing of the group or is an entity which is dedicated to the financing of securitisation vehicles which benefit from a banking liquidity line.

3. Units or Shares of UCITS or other UCIs

A sub-fund may invest in units or shares of UCITS and/or other UCIs, whether or not established in a Member State, provided that:

- a) such other UCIs are authorised under laws which provide that they are subject to supervision considered by the CSSF to be equivalent to that laid down in EU legislation, and that cooperation between authorities is sufficiently ensured;
- b) the level of protection to unitholders or shareholders in these other UCIs is equivalent to that provided for unitholders or shareholders in a UCITS, and in particular that the rules on asset segregation, borrowing, lending, and uncovered sales of transferable securities and money market instruments are equivalent to the requirements of Directive 2009/65;
- c) the business of these other UCIs is reported in semi-annual interim and annual reports to enable an assessment to be made of the assets and liabilities, income and operations over the reporting period; and
- d) no more than 10% of the assets of the UCITS or of the other UCIs whose acquisition is contemplated can, according to their management regulations or articles of association, be invested in aggregate in units or shares of other UCITS or other UCIs.

4. Shares of other sub-funds of the Company

A sub-fund may acquire shares of one or more other sub-funds of the Company (the target sub-fund), provided that:

- the target sub-fund does not, in turn, invest in the sub-fund;
- the proportion of assets that each target sub-fund invests in other target sub-funds of the Company does not exceed 10%;
- any voting rights attached to the shares of the target sub-funds are suspended for as long as they are held by the sub-fund and without prejudice to the appropriate processing in the accounts and the periodic reports; and
- in any events, for as long as these target sub-fund shares are held by the Company, their value shall not be taken into consideration for the calculation of the net assets of the Company for the purposes of verifying the minimum threshold of net assets required by the law.

5. Deposits with credit institutions

A deposit with a credit institution is eligible for investment by a sub-fund provided that all of the following conditions are fulfilled:

- a) The deposit is repayable on demand or is able to be withdrawn at any time;
- b) The deposit matures in no more than 12 months;
- c) The credit institution has its registered office in a Member State or, where the credit institution has its registered office in a Third Country, it is subject to prudential rules considered by the CSSF as equivalent to those laid down in EU legislation.

6. Financial derivatives instruments

Financial derivative instruments, including equivalent cash-settled instruments, must be dealt in on a regulated market referred to in point 1 above or financial derivative instruments dealt in over-the-counter (OTC) derivatives, provided that:

- a) The underlying of the derivative consists of instruments covered by points 1, 2, 3 and 6 above, financial indices, interest rates, foreign exchange rates or currencies, in which the corresponding sub-fund may invest according to its investment objectives as stated in the Company's Articles of Association;
- b) The counterparties to OTC derivative transactions are institutions subject to prudential supervision and belonging to the categories approved by the CSSF, and
- c) The OTC derivatives are subject to reliable and verifiable valuation on a daily basis and can be sold, liquidated or closed by an offsetting transaction at any time at their fair value at the Company's initiative.

7. Ancillary Liquid Assets

Each sub-fund may hold ancillary liquid assets limited to bank deposits at sight (other than those mentioned on above point 5), such as cash held in current accounts with a bank accessible at any time, in order to:

- 1) cover current or exceptional payments, or
- 2) for the time necessary to reinvest in eligible assets foreseen in its investment policy, or
- 3) for a period of time strictly necessary in case of unfavourable market conditions.

Such holding is limited to 20% of the net assets of the sub-fund.

This 20% limit shall only be temporarily breached for a period of time strictly necessary when, because of exceptionally unfavourable market conditions, circumstances so require and where such breach is justified having regard to the interests of the investors, for instance in highly serious circumstances.

8. Movable and immovable properties

The Company may acquire movable or immovable property which is essential for the direct pursuit of its business.

9. Borrowing

A sub-fund may acquire currencies by means of "back-to-back" loans.

A sub-fund may borrow provided that such borrowing:

- a) is made on a temporary basis and represents no more than 10% of its assets; or
- b) allows the acquisition of immovable property essential for the direct pursuit of its business and represents no more than 10% of its assets.

Such borrowing shall not exceed 15% of its assets in total.

PROHIBITED ACTIVITIES

A sub-fund shall not:

- a) Acquire either precious metals or certificates representing them;
- b) Grant loans or act as a guarantor on behalf of third parties; this shall not prevent a sub-fund from acquiring transferable securities, money market instruments or other financial instruments referred to as Eligible Assets which are not fully paid;
- c) Carry out uncovered sales of transferable securities, money market instruments or other financial instruments referred to as Eligible Assets.

DIVERSIFICATION RULES

The sub-funds are not required to comply with the limits laid down in this Appendix when exercising subscription rights attaching to transferable securities or money market instruments which form part of their assets.

While ensuring observance of the principle of risk spreading, recently authorised sub-funds are allowed to derogate from Diversification Rules below for six months following the date of their authorisation.

If these limits are exceeded for reasons beyond the control of the sub-fund or as a result of the exercise of subscription rights, the sub-fund shall adopt as a priority objective for its sales transactions the remedying of that situation, taking due account of the interests of its shareholders.

A sub-fund may, in compliance with the applicable limits laid down in this Appendix and in the best interest of the shareholders, temporarily adopt a more defensive attitude by holding more liquid assets in the portfolio. This could be as a result of the prevailing market conditions or on account of liquidation or merger events or when the sub-fund approached maturity. In such circumstances, the sub-fund concerned may prove to be incapable in the interest the shareholders of pursuing its investment objective as a temporary measure, which may affect its performance.

1. A sub-fund shall not invest more than 10% of its assets in transferable securities, or money market instruments other than those referred to as Eligible Assets.
2.
 - a) A sub-fund shall invest no more than:
 - i. 10% of its assets in transferable securities or money market instruments issued by the same body; or
 - ii. 20% of its assets in deposits made with the same body.
 The risk exposure to a counterparty of a sub-fund in an OTC derivative transaction shall not exceed either:
 - i. 10% of its assets when the counterparty is a credit institution referred to in point 5 of Eligible Assets; or
 - ii. 5% of its assets, in other cases.
 - b) The total value of the transferable securities and the money market instruments held by a sub-fund in the issuing bodies in each of which it invests more than 5% of its assets shall not exceed 40% of the value of its assets. That limitation shall not apply to deposits or OTC derivative transactions made with financial institutions subject to prudential supervision.
 Notwithstanding the individual limits laid down in paragraph a), a sub-fund shall not combine, where this would lead to investment of more than 20% of its assets in a single body, any of the following:
 - i. investments in transferable securities or money market instruments issued by that body;
 - ii. deposits made with that body; or
 - iii. exposure arising from OTC derivative transactions undertaken with that body.
 - c) The 10% limit laid down in paragraph a) point (i) may be raised to a maximum of 35% if the transferable securities or money market instruments are issued or guaranteed by a Member State, by its local authorities, by a Third Country or by public international body to which one or more Member States belong.
 - d) The 10% limit laid down in the paragraph a) point (i) may be raised to a maximum of 25% for covered bonds as defined under article 3, point 1 of the Directive (EU) 2019/2162 of the European Parliament and of the Council of 27 November 2019 on the issue of covered bonds and covered bond public supervision and amending Directives 2009/65/EC and 2014/59/UE (hereinafter "directive (EU) 2019/2162") and for certain bonds issued prior to 8 July 2022 by a credit institution which has its registered office in a Member State and is subject by law to special public supervision designed to protect bond-holders. In particular, sums deriving from the issue of those bonds issued prior to 8 July 2022 shall be invested in accordance with the law in assets which, during the whole period of validity of the bonds, are capable of covering claims attaching to the bonds and which, in the event of failure of the issuer, would be used on a priority basis for the reimbursement of the principal and payment of the accrued interest.

Where a sub-fund invests more than 5% of its assets in the bonds referred to in this paragraph d) which are issued by a single issuer, the total value of these investments shall not exceed 80% of the value of the assets of the sub-fund.

- e) The transferable securities and money market instruments referred to in paragraphs c) and d) shall not be taken into account for the purpose of applying the limit of 40% referred to in paragraph b).
The limits provided for in paragraph a), b), c) and d) shall not be combined, and thus investments in transferable securities or money market instruments issued by the same body or in deposits or derivative instruments made with this body carried out in accordance with paragraph a), b), c) and d) shall not exceed in total 35% of the assets of the sub-fund.
Companies which are included in the same group for the purposes of consolidated accounts, as defined in Directive 2013/34 or in accordance with recognised international accounting rules, shall be regarded as a single body for the purpose of calculating the limits contained in this section.
A sub-fund may cumulatively invest in transferable securities and money market instruments within the same group up to 20% of its assets.
3. Without prejudice to the Limits to Prevent Concentration of Ownership below, the limits laid down in point 2. are raised to a maximum of 20% for investments in shares or debt securities issued by the same body, when the aim of the sub-fund's investment policy is to replicate the composition of a certain stock or debt securities index which is recognised by the CSSF, on the following basis:
- its composition is sufficiently diversified;
 - the index represents an adequate benchmark for the market to which it refers; and
 - it is published in an appropriate manner.
- This limit of 20% shall be raised to a maximum of 35% where that proves to be justified by exceptional market conditions (such as, but not limited to, disruptive market conditions or extremely volatile markets) in particular in regulated markets where certain transferable securities or money market instruments are highly dominant. The investment up to that limit shall be permitted only for a single issuer.
4. **As an exception to point 2., in accordance with the principle of risk-spreading, a sub-fund shall invest up to 100% of its assets in different transferable securities and money market instruments issued or guaranteed by a Member State, one or more of its local authorities, a Third Country part of the OECD, Brazil, People's Republic of China, India, Russia, Singapore and South Africa, or a public international body to which one or more Member States belong.**
Such a sub-fund shall hold securities from at least six different issues, but securities from any single issue shall not account for more than 30% of its total assets.
- 5.
- A sub-fund may acquire the units or shares of UCITS or other UCIs referred to as Eligible Assets, provided that no more than 20% of its assets are invested in units or shares of a single UCITS or other UCI. For the purposes of the application of this investment limit, each sub-fund in a multi-sub-fund UCI, is considered as a separate issuer, provided that the principle of segregation of the commitments of the different sub-funds with regard to third parties is assured.
 - Investments made in units or shares of UCIs other than UCITS shall not exceed, in aggregate, 30% of the assets of a sub-fund. Where a sub-fund has acquired units or shares of another UCITS or UCIs, the assets of the respective UCITS or other UCIs are not combined for the purposes of the limits laid down in point 2.
 - Due to the fact that the Company may invest in UCI units, or shares, the investor is exposed to a risk of fees doubling (for example, the management fees of the UCI in which the Company is invested).
A sub-fund may not invest in a UCITS, or other UCI (underlying), with a management fee exceeding 3% per annum.
Where a sub-fund invests in the units or shares of other UCITS or UCIs that are managed, directly or by delegation, by the same management company or by any other company with which the management company is linked by common management or control, or by a substantial direct or indirect holding, the sub-fund will not incur any entry or exit costs for the units or shares of these underlying assets.
The maximum annual management fee payable directly by the sub-fund is defined in Book II.

LIMIT TO PREVENT CONCENTRATION OF OWNERSHIP

- The Company shall not acquire any shares carrying voting rights which would enable it to exercise significant influence over the management of an issuing body.
- A sub-fund may acquire no more than:
 - 10% of the non-voting shares of a single issuing body;
 - 10% of debt securities of a single issuing body;
 - 25% of the units or shares of a UCITS or UCI (umbrella level); or
 - 10% of the money market instruments of a single issuing body.

The limits laid down in points ii., iii. and iv. may be disregarded at the time of acquisition if, at that time the gross amount of the debt securities or of the money market instruments, or the net amount of the securities in issue, cannot be calculated.
- Points 1. and 2. above do not apply with regard to:
 - transferable securities and money market instruments issued or guaranteed by a Member State or its local authorities;
 - transferable securities and money market instruments issued or guaranteed by a country which is not a European Union Member State ;
 - transferable securities and money market instruments issued by a public international body to which one or more European Union Member States belong;
 - shares held by the Company in the capital of a company incorporated in a Third Country investing its assets mainly in the securities of issuing bodies having their registered offices in that country, where under the legislation of that country, such a holding represents the only way in which the Company can invest in the securities of issuing of that country. This derogation shall apply only if in its investment policy the company from the Third Country complies with the limits laid down in Diversification Rules (points 2 and 5) and Limits To Prevent Concentration of Ownership (points 1 and 2).

MASTER-FEEDER STRUCTURE

By way of derogation to Diversification Rules above, a sub-fund designed as “the Feeder” may invest:

- a) at least 85% of its assets in units, or shares of another UCITS or another sub-fund of UCITS (the “Master”);
- b) up to 15% of its assets in one or more of the following:
 - ancillary liquid assets,
 - financial derivative instruments, which may be used only for hedging purpose in accordance with Appendix 2;
 - movable and immovable property which is essential for the direct pursuit of its business.

By derogation to item 7 above, ancillary liquid assets comprise bank deposits at sight and highly liquid assets such as deposits with credit institution, money market instruments and money market funds.

ADDITIONAL RESTRICTIONS IMPOSED BY SPECIFIC JURISDICTIONS

Any sub-fund registered in multiple jurisdictions will comply with the restrictions for all jurisdictions where it is registered.

1. France

Following sub-funds are compliant with the French Plan d'Épargne en Actions (PEA), as at all times, they invest at least 75% of their assets in equities issued by companies that have their registered office in a member country of the EEA, other than non-cooperative countries in the fight against fraud and tax evasion, as well as in UCI eligible to the PEA:

“Euro Defensive Equity”, “Euro Equity”, “Nordic Small Cap”, “Seasons”, “Sustainable Euro Low Vol Equity”, “Sustainable Euro Multi-Factor Equity”, “Sustainable Europe Value”.

2. Germany

In accordance with the German Investment tax Act, the following sub-funds registered in the Federal Republic of Germany shall invest at least 50% of their assets in Equity:

“Aqua”, “Brazil Equity”, “China A-Shares”, “China Equity”, “Climate Impact”, “Consumer Innovators”, “Disruptive Technology”, “Emerging Equity”, “Energy Transition”, “Euro Equity”, “Europe Equity”, “Europe Growth”, “Europe Small Cap”, “Global Environment”, “Global Megatrends”, “Green Tigers”, “Health Care Innovators”, “Inclusive Growth”, “India Equity”, “Japan Equity”, “Japan Small Cap”, “Nordic Small Cap”, “Russia Equity”, “SMaRT Food”, “Sustainable Asia ex-Japan Equity”, “Sustainable Europe Dividend”, “Sustainable Europe Value”, “Sustainable Global Low Vol Equity”, “Sustainable US Value Multi-Factor Equity”, “Turkey Equity”, “US Growth”, “US Mid Cap”, “US Small Cap”.

In the context of the German Investment Tax Act, “Equity” does not include: derivative swap, Equity equivalent security, partnership, REIT, right, units/shares of a non-equity target fund.

3. Hong Kong

As an exception, the following sub-funds registered in Hong Kong may not invest more than 10% of their assets in transferable securities issued by or guaranteed by any single country (including its government, a public or local authority of that country) with a credit rating below investment grade and/or unrated (the “non-investment grade securities of a single sovereign issuer”):

“Aqua”, “Brazil Equity”, “China Equity”, “Climate Impact”, “Consumer Innovators”, “Disruptive Technology”, “Ecosystem Restoration”, “Emerging Bond Opportunities”, “Emerging Equity”, “Energy Transition”, “Euro Equity”, “Europe Equity”, “Europe Growth”, “Europe Small Cap”, “Global Convertible”, “Global Environment”, “Global High Yield Bond”, “Global Inflation-Linked Bond”, “Green Tigers”, “Health Care Innovators”, “Multi-Asset Opportunities”, “Russia Equity”, “SMaRT Food”, “Sustainable Asia ex-Japan Equity”, “Sustainable Asian Cities Bond”, “Sustainable Europe Dividend”, “Sustainable Global Corporate Bond”, “Sustainable Global Low Vol Equity”, “Sustainable Multi-Asset Balanced”, “Sustainable Multi-Asset Growth”, “US Growth”, “US Mid Cap”, “USD Short Duration Bond”.

4. Korea

Notwithstanding the foregoing statement, the following sub-funds registered in Korea shall not invest more than 35% of their assets in transferable securities and money market instruments issued by or guaranteed by a government which is not a member state of either the EU or OECD or its local authority:

“Aqua”, “Consumer Innovators”, “Ecosystem Restoration”, “Emerging Bond”, “Emerging Bond Opportunities”, “Emerging Equity”, “Energy Transition”, “Environmental Absolute Return Thematic Equity (EARTH)”, “Euro Equity”, “Euro High Yield Bond”, “Europe Convertible”, “Europe Equity”, “Europe Small Cap”, “Global Convertible”, “Global Environment”, “Global High Yield Bond”, “Health Care Innovators”, “Local Emerging Bond”, “Multi-Asset Opportunities”, “Sustainable Asia ex-Japan Equity”, “Sustainable Asian Cities Bond”, “Sustainable Global Low Vol Equity”, “Target Risk Balanced”, “Turkey Equity”, “US High Yield Bond”, “US Mid Cap”, “US Small Cap”.

5. Taiwan

In addition to the prohibition on investing in gold, property and commodities, all the following sub-funds registered and marketed in Taiwan

“Aqua”, “Brazil Equity”, “Consumer Innovators”, “Disruptive Technology”, “Emerging Bond”, “Emerging Bond Opportunities”, “Emerging Equity”, “Energy Transition”, “Euro Bond”, “Euro Money Market”, “Europe Convertible”, “Europe Equity”, “Europe Small Cap”, “Global Environment”, “Global High Yield Bond”, “Global Megatrends”, “Health Care Innovators”, “Inclusive Growth”, “India Equity”, “Japan Equity”, “Japan Small Cap”, “Local Emerging Bond”, “Multi-Asset Opportunities”, “Russia Equity”, “Sustainable Asian Cities Bond”, “Sustainable Asia ex-Japan Equity”, “Sustainable Europe Dividend”, “Sustainable Global Corporate Bond”, “Sustainable Global Low Vol Equity”, “US Growth”, “US High Yield Bond”, “US Mid Cap”, “USD Short Duration Bond”, “US Small Cap”, “USD Money Market”.

shall comply with the following additional requirements:

- The sub-fund may not invest more than 50% of its net asset value in the Taiwanese securities market;
- For “Multi-Asset” sub-funds, the percentage of the net asset value invested in equity, bond and fixed income securities exceeds 70%, percentage in equity is less than 90% but no less than 10%, and percentage in non-investment grade bond is less than 30%;
- The sub-fund may not invest more than 20% of its net asset value in Mainland China securities.

Additionally, the following sub-funds

“Consumer Innovators”, “Disruptive Technology”, “Emerging Equity”, “Energy Transition”, “Europe Equity”, “Europe Small Cap”, “Global Environment”, “Global Megatrends”, “Health Care Innovators”, “India Equity”, “Russia Equity”, “Sustainable Asia ex-Japan Equity”, “Sustainable Global Corporate Bond”, “Sustainable Global Low Vol Equity”

shall comply with the following additional requirements:

- The total value of non-offset position in derivatives for portfolio management shall not exceed 40% of the net asset value of the sub-fund;

- The total value of non-offset position in derivatives for hedging purposes shall not exceed the total market value of the relevant securities held by the sub-fund;

II. **SPECIFIC RULES FOR MONEY MARKET SUB-FUNDS**

ELIGIBLE ASSETS

1. Money Market Instruments

The money market instruments include financial instruments issued or guaranteed separately or jointly by a Sovereign Eligible Issuer.

A money market sub-fund of the Company shall comply with the following requirements:

1.1 It falls within one of the categories below as in compliance with the provisions of Directive 2009/65:

- a) It is listed or traded on an official stock exchange, or on a regulated market (a market that operated regularly, is recognised and is open to the public) in an eligible state (i.e. a Member State or a Third Country) ;
- b) It does not meet the requirements of point (a) but it is subject (at the securities or issuer level) to regulation aimed at protecting investors and savings, provided that it is:
 - i. Issued or guaranteed by a central, regional or local authority or central bank of a Member State, the European Central Bank, the European Union or the European Investment Bank, a Third Country or a member of a federation; or
 - ii. Issued by an undertaking any securities of which are dealt in on regulated markets referred to in point (a); or
 - iii. Issued or guaranteed by an establishment subject to, and which complies with European Union prudential supervision rules or others rules at least considered to be stringent; or
 - iv. Issued by other bodies belonging to the categories approved by the CSSF provided that the investments in such instruments are subject to investor protection equivalent to that laid down in points (i), (ii) or (iii) above, and provided that the issuer is a company whose capital and reserves amount to at least EUR 10 000 000 and which presents and publishes its annual accounts in accordance with the Directive 78/660, is an entity which, within a group of companies which includes one or several listed companies, is dedicated to the financing of the group or is an entity which is dedicated to the financing of securitisation vehicles which benefit from a banking liquidity line.

1.2 It displays one of the following alternative characteristics:

- (i) It has a legal maturity at issuance of 397 days or less;
- (ii) It has a residual maturity of 397 days or less.

1.3 The issuer of the money market instrument and the quality of the money market instrument has received a favourable assessment pursuant to the Internal Credit Quality Assessment procedure" of Book 1.

1.4 Notwithstanding point 1.2, a sub-fund can invest in money market instruments with a residual maturity until the legal redemption date of less than or equal to 2 years, provided that the time remaining until the next interest rate reset date is 397 days or less. For that purpose, floating-rate money-market instruments and fixed-rate money-market instruments hedged by a swap arrangement shall be reset to a money market rate or index.

2. Deposits with credit institutions

A deposit with a credit institution is eligible for investment by a sub-fund provided that all of the following conditions are fulfilled:

- a) The deposit is repayable on demand or is able to be withdrawn at any time;
- b) The deposit matures in no more than 12 months;
- c) The credit institution has its registered office in a Member State or, where the credit institution has its registered office in a third country, it is subject to prudential rules considered by the CSSF as equivalent to those laid down in European legislation.

3. Financial Derivative Instruments

A financial derivative instrument (such as IRS, forwards and futures) is eligible for investment by a sub-fund provided it is dealt in on a regulated market as referred to in point 1.1 (a) above, or OTC derivatives and provided that all of the following conditions are fulfilled:

- a) The underlying of the derivative instrument consists of interest rates
- b) The derivative instrument serves only the purpose of hedging the interest rate of the sub-fund;
- c) The counterparties to OTC derivative transactions are institutions subject to prudential regulation and supervision and belonging to the categories approved by the CSSF;
- d) The OTC derivatives are subject to reliable and verifiable valuation on a daily basis and can be sold, liquidated or closed by an offsetting transaction at any time at their fair value at the Company's initiative.

The Company does not use TRS for any of its Money Market sub-funds.

4. Repurchase agreements

A repurchase agreement shall be eligible to be entered into by a money market sub-fund provided that all of the following conditions are fulfilled:

- a) It is used on a temporary basis, for no more than seven working days, only for liquidity management purposes and not for investment purposes other than as referred to in point c) below;
- b) The counterparty receiving assets transferred by the sub-fund as collateral under the repurchase agreement is prohibited from selling, investing, pledging or otherwise transferring those assets without the sub-fund's prior consent;
- c) The cash received by the sub-fund as part of the repurchase agreement is able to be:
 - i. Placed on deposits in accordance with point 3) and;
 - ii. Invested in assets referred to point 6), but shall not otherwise be invested in eligible assets as referred in point 1), 2), 3) and 4), transferred or otherwise reused; and
- d) The cash received by a sub-fund as part of the repurchase agreement shall not exceed 10% of its assets;
- e) The sub-fund has the right to terminate the agreement at any time upon giving prior notice of no more than two working days.

Any Money Market sub-fund may use repurchase agreements under these conditions within the limits of 5% (expected) and 10% (maximum) of the assets.

5. Reverse repurchase agreements

- a) A reverse repurchase agreement shall be eligible to be entered into by a sub-fund provided that all of the following conditions are fulfilled:
 - i. The sub-fund has the right to terminate the agreement at any time upon giving prior notice of no more than two working days;

- ii. The market value of the assets received as part of the reverse repurchase agreement is at all times at least equal to the value of the cash paid out.
- b) The assets received by a sub-fund as part of a reverse repurchase agreement shall be money market instruments that fulfil the requirements set out in point 1. and shall not be sold, reinvested, pledged or otherwise transferred.
- c) The assets received by a sub-fund as part of a reverse repurchase agreement shall be sufficiently diversified with a maximum exposure to a given issuer of 15% of the NAV of the sub-fund, except where those assets take the form of money market instruments that fulfil the requirements of point 2 (ii) of Diversification Rules below. The assets received in this context shall be issued by an entity that is independent from the counterparty and is expected not to display a high correlation with the performance of the counterparty.
- d) A sub-fund that enters into a reverse repurchase agreement shall ensure that it is able to recall the full amount of cash at any time on either an accrued basis or a mark-to-market basis. When the cash is callable at any time on a mark-to-market basis, the mark-to-market value of the reverse repurchase agreement shall be used for the calculation of the NAV of the sub-fund.
- e) By way of derogation from above point b), a sub-fund may receive as part of a reverse repurchase agreement liquid transferable securities or money market instruments other than those that fulfil the requirements set out in point 1. provided that those assets comply with one of the following conditions:
 - i. They are issued or guaranteed by the European Union, a central authority or central bank of a Member State, the European Central Bank, the European Investment Bank, the European Stability Mechanism or the European Financial Stability Facility provided that a favourable assessment has been received regarding the credit quality assessment. The assets received as part of a reverse repurchase agreement in this respect shall be disclosed to the shareholders and shall fulfil the requirements of point 2 (ii) of Diversification Rules below.
 - ii. They are issued or guaranteed by a central authority or central bank of a Third Country, provided that a favourable assessment has been received regarding the credit quality assessment.
- f) The maximum proportion of assets that can be subject to reverse repurchase agreements and the expected proportion of assets that are subject to them are mentioned in Book 2 for each Money Market sub-fund.

6. Units or Shares of other MMFs

A Money Market sub-fund may acquire the units or shares of any other short-term and standard MMFs ("targeted MMF") provided that all of the following conditions are fulfilled:

- a) The targeted MMF is a standard or a short-term MMF authorised under Regulation 2017/1131;
- b) The targeted MMF does not hold units or shares in the acquiring sub-fund;
- c) Where the targeted MMF is managed, whether directly or under a delegation, by the same manager as that of the acquiring MMF or by any other company to which the manager of the acquiring MMF is linked by common management or control, or by a substantial direct or indirect holding, the manager of the targeted MMF, or that other company, is prohibited from charging subscription or redemption fees on account of the investment by the acquiring MMF in the units or shares of the targeted MMF;
- d) No more than 10 % of the assets of the targeted sub-fund are able, according to its fund rules or instruments of incorporation, to be invested in aggregate in units or shares of other sub-funds.

7. Ancillary liquid Assets

In addition to deposits with credit institutions, any Money Market sub-fund may hold ancillary liquid assets limited to bank deposits at sight (other than those mentioned hereinabove in point 2). The holding of such ancillary liquid assets could be justified, inter alia, in order to cover current or exceptional payments, in the case of sales, for the time necessary to reinvest in other Eligible Assets above.

PROHIBITED ACTIVITIES

A Money Market sub-fund shall not undertake any of the following activities:

- a) investing in assets other than Eligible Assets as defined above;
- b) short sale any of the following instruments: money market instruments, securitisations, ABCPs and units or shares of other MMFs;
- c) taking direct or indirect exposure to equity or commodities, including via derivatives, certificates representing them, indices based on them, or any other means or instrument that would give an exposure to them;
- d) entering into securities lending agreements or securities borrowing agreements, or any other agreement that would encumber the assets of the sub-fund;
- e) borrowing and lending cash.

DIVERSIFICATION RULES

To ensure diversification, a Money Market sub-fund cannot invest more than a certain percentage of its assets in one issuer or single body. In this respect:

1. A Money Market sub-fund may invest no more than:
 - a) 5 % of its assets in money market instruments issued by the same body
 - b) 10 % of its assets in deposits (including ancillary liquid assets) made with the same credit institution.
2. **By way of derogation from point 1.a):**
 - a) a Money Market sub-fund may invest up to 10 % of its assets in money market instruments, issued by the same body provided that the total value of such money market instruments, held by the sub-fund in each issuing body in which it invests more than 5 % of its assets does not exceed 40 % of the value of its assets;
 - b) **the CSSF may authorise a Money Market sub-fund to invest, in accordance with the principle of risk-spreading, up to 100 % of its assets in different money market instruments issued or guaranteed separately or jointly by a Sovereign Eligible Issuer provided that all of the following requirements are met:**
 - **the Money Market sub-fund holds money market instruments from at least six different issues by the issuer;**
 - **the Money Market sub-fund limits the investment in money market instruments from the same issue to a maximum of 30 % of its assets.**
3. The aggregate risk exposure to the same counterparty of a Money Market sub-fund stemming from eligible OTC derivative transactions shall not exceed 5% of its assets;
4. The aggregate amount of cash provided to the same counterparty of a Money Market sub-fund in reverse repurchase agreements shall not exceed 15% of its assets;

5. Notwithstanding the individual limits laid down in points 1.a) and 5, a Money Market sub-fund shall not combine, where to do so would result in an investment of more than 15% of its assets in a single body, any of the following:
 - a) investments in money market instruments, issued by that body;
 - b) deposits made with that body;
 - c) OTC financial derivative instruments giving counterparty risk exposure to that body;
6. A Money Market sub-fund may:
 - a) acquire units or shares of short-term MMFs or other standard MMFs, provided that no more than 5 % of its assets are invested in units or shares of a single MMF;
 - b) in aggregate, invest no more than 10% of its assets in units or shares of other such MMFs;
7. Notwithstanding the individual limits laid down in point 1.a), a Money Market sub-fund may invest no more than 10 % of its assets in bonds issued by a single credit institution that has its registered office in a Member State and is subject by law to special public supervision designed to protect bond-holders; in particular, sums deriving from the issue of those bonds shall be invested in accordance with the law in assets which, during the whole period of validity of the bonds, are capable of covering claims attaching to the bonds and which, in the event of failure of the issuer, would be used on a priority basis for the reimbursement of the principal and payment of the accrued interest.
Where a Money Market sub-fund invests more than 5% of its assets in the bonds referred to in the paragraph above issued by a single issuer, the total value of those investments shall not exceed 40% of the value of the assets of the sub-fund.
8. Notwithstanding the individual limits laid down in point 1., a Money Market sub-fund may invest no more than 20% of its assets in bonds issued by a single credit institution where the requirements set out in point (f) of Article 10(1) or point (c) of Article 11(1) of Delegated Regulation (EU) 2015/61 are met, including any possible investment in assets referred to in point 8. above.
Where a sub-fund invests more than 5% of its assets in the bonds referred to in the paragraph above issued by a single issuer, the total value of those investments shall not exceed 60% of the value of the assets of the sub-fund, including any possible investment in assets referred to in point 8., respecting the limits set out therein.
9. Companies which are included in the same group for the purposes of consolidated accounts under Directive 2013/34/EU or in accordance with recognised international accounting rules, shall be regarded as a single body for the purpose of calculating the limits referred to in points 1. to 6.
10. The maximum holding of ancillary liquid assets by a Money Market sub-fund is limited to 20% of its assets.

PORTFOLIO RULES

The maximum WAM (interest rate risk) of the Money Market sub-funds of the Company will be 6 months.

The maximum WAL (credit risk) will be 12 months. This will be calculated on the basis of the legal maturity unless the sub-fund holds a put option.

A Money Market sub-fund will only hold securities that, at the time of acquisition by the sub-fund, have an initial or residual maturity of up to 2 years, taking into account the related financial instruments or the applicable terms and conditions. The time to next reset of these securities will not exceed 397 days.

At least 7.5 % of the assets of the sub-fund are to be comprised of daily maturing assets, reverse repurchase agreements which are able to be terminated by giving prior notice of one working day, or cash which is able to be withdrawn by giving prior notice of one working day.

At least 15 % of its assets are to be comprised of weekly maturing assets, reverse repurchase agreements which are able to be terminated by giving prior notice of five working days, or cash which is able to be withdrawn by giving prior notice of five working days. Longer dated money market instruments or units or shares of other MMFs may be included within the weekly maturing assets up to a limit of 7.5 % of the sub-fund assets provided they are able to be redeemed and settled within five working days.

LIMIT TO PREVENT CONCENTRATION OF OWNERSHIP

1. A Money Market sub-fund shall not hold more than 10% of the money market instruments issued by a single body.
2. This limit does not apply in respect of holdings of money market instruments issued or guaranteed by a Sovereign Eligible Issuer.

APPENDIX 2 – TECHNIQUES, FINANCIAL INSTRUMENTS, AND INVESTMENT POLICIES

I. GENERAL RULES

FINANCIAL DERIVATIVE INSTRUMENTS

1. General Information

Without prejudice to any stipulations for one or more particular sub-funds, the Company is authorised, for each sub-fund and in conformity with the conditions set out below, to use financial derivative instruments for hedging, efficient portfolio management or trading (investment) purposes, in accordance with point 6 of Eligible Assets in Appendix 1 of the Prospectus (the "Appendix 1").

Each sub-fund may, in the context of its investment policy and within the limits defined in Appendix 1, invest in financial derivative instruments provided that the total risk to which the underlying assets are exposed does not exceed the investment limits stipulated in Diversification Rules of Appendix 1. When a sub-fund invests in financial derivative instruments based on an **index**, these investments are not necessarily combined with the Diversification Rules.

When a transferable security or a money market instrument comprises a derivative instrument, the derivative instrument must be taken into account for the application of the present provisions.

Calculation of counterparty risk linked to OTC derivative instruments

In conformity with the Diversification Rules, the counterparty risk linked to OTC derivatives and efficient portfolio management techniques concluded by a sub-fund may not exceed 10% of its assets when the counterparty is a credit institution cited in point 5 of Eligible Assets in Appendix 1, or 5% of its assets in other cases.

The counterparty risk linked to OTC financial derivatives shall be based, as the positive mark to market value of the contract.

Valuation of OTC derivatives

The Management Company will establish, document, implement and maintain arrangements and procedures which ensure appropriate, transparent and fair valuation of OTC derivatives.

Efficient Portfolio Management techniques

A sub-fund can use financial derivative instruments and Securities Financing Transactions for efficient portfolio management purpose provided that:

- (a) They are economically appropriate in that they are realised in a cost-effective way;
- (b) They are entered into for one or more of the following specific aims:
 - (i) reduction of risk;
 - (ii) reduction of cost;
 - (iii) generation of additional capital or income for a sub-fund with a level of risk which is consistent with the risk profile of the sub-fund and the Diversification Rules;
- (c) Their risks are adequately captured by the risk management process of the sub-fund.

Efficient portfolio management shall not:

- a) result in a change of the investment objective of the concerned sub-fund; or
- b) add substantial additional risks in comparison to the original risk policy of the sub-fund.

Direct and indirect operational costs/fees arising from efficient portfolio management techniques may be deducted from the revenue delivered to the concerned sub-funds. These costs and fees will not include hidden revenues.

The following information is disclosed in the annual report of the Company:

- a) the exposure of each sub-fund obtained through efficient portfolio management techniques;
- b) the identity of the counterparty(ies) to these efficient portfolio management techniques;
- c) the type and amount of collateral received by the sub-funds to reduce counterparty exposure; and
- d) the revenues arising from efficient portfolio management techniques for the entire reporting period together with the direct and indirect operational costs and fees incurred.

2. Types of Financial Derivative Instruments

In compliance with its investment policy as detailed in Book II, a sub-fund may use a range of core derivatives and/or additional derivatives as described below.

2.1. Core Derivatives

A sub-fund may use a range of core derivatives such as:

- (i) Foreign exchange swaps;
- (ii) Forwards, such as foreign exchange contracts;
- (iii) Interest Rate Swaps – IRS;
- (iv) Financial Futures (on equities, interest rates, indices, bonds, currencies, commodity indices, or volatility indices);
- (v) Options (on equities, interest rates, indices, bonds, currencies, or commodity indices).

2.2. Additional Derivatives

A sub-fund may use a range of additional derivatives such as:

- (i) Credit Default Swap - CDS (on Bonds, indices...), in order to express views on changes in perceived or actual creditworthiness of borrowers including companies, agencies, and governments, and the hedging of those risks;
 - (ii) Total Return Swaps - TRS (as defined in point 5 below);
 - (iii) All other Swaps: Equity Basket Swaps, Commodity Index Swaps, variance and volatility swaps, inflation swaps;
-

- (iv) Equity Linked Notes – ELN;
- (v) Contract For Difference – CFD;
- (vi) Warrants;
- (vii) Swaptions;
- (viii) structured financial derivatives, such as credit-linked and equity-linked securities;
- (ix) To-be-announced (TBA).

3. Usage of Financial Derivative Instruments

A sub-fund may have recourse to derivatives as described below:

3.1. Hedging

Hedging aims at reducing such as but not limited to the credit risks, currency risks, market risks, interest rate (duration) risks, Inflation risks.

Hedging occurs at a portfolio level or, in respect of currency, at share class level.

3.2. Efficient Portfolio Management (EPM)

Efficient portfolio management aims at using derivatives instead of a direct investment when derivatives are a cost effective way, the quickest way or the only authorized way to get exposure to particular market a particular security or an acceptable proxy to perform any ex-post exposure adjustment to a particular markets, sectors or currencies, managing duration, yield curve exposure or credit spread volatility in order to reach the investment objective of the sub-fund.

3.3. Investment

Investment purpose aims at using derivatives such as but not limited to enhance returns for the sub-fund, gaining on a particular markets, sectors or currencies and/or implementing investment strategies that can only be achieved through derivatives, such as a “long-short” strategy.

The table below sets out the main types of derivatives used for each sub-fund and what they are used for:

Sub-funds	Structural use of derivative	VaR	Core	Additional Derivatives							Purpose of derivatives			
				TRS	CDS	Other Swaps	Swaption	Warrant	CFD	others	hedging	EPM	investment	
Aqua	No	No	X									X	X	
Asia High Yield Bond	No	No	X		X							X	X	
Asia Tech Innovators	No	No	X					X				X	X	
Belgium Equity	No	No	X									X	X	
Brazil Equity	No	No	X									X	X	
China A-Shares	No	No	X					X				X	X	
China Equity	No	No	X					X				X	X	
Climate Impact	No	No	X									X	X	
Consumer Innovators	No	No	X									X	X	
Disruptive Technology	No	No	X									X	X	
Ecosystem Restoration	No	No	X	X		X		X				X	X	
Emerging Bond	Yes	Yes	X		X							X	X	
Emerging Bond Opportunities	No	No	X	X	X	X						X	X	
Emerging Markets Climate Solutions	No	No	X			X		X				X	X	
Emerging Equity	No	No	X									X	X	
Energy Transition	No	No	X	X		X		X				X	X	
Enhanced Bond 6M	No	No	X		X							X	X	
Environmental Absolute Return Thematic Equity (EARTH)	Yes	Yes	X	X		X		X	X	ELN		X	X	X
Euro Bond	No	No	X									X	X	
Euro Bond Opportunities	Yes	Yes	X	X	X	X	X	X		TBA		X	X	X
Euro Corporate Bond	No	No	X	X	X							X	X	X
Euro Corporate Bond Opportunities	No	No	X		X			X				X	X	
Euro Corporate Green Bond	No	No	X	X	X							X	X	
Euro Defensive Equity	Yes	Yes	X									X	X	
Euro Equity	No	No	X									X	X	
Euro Flexible Bond	Yes	Yes	X		X	X						X	X	X
Euro Government Bond	No	No	X									X	X	
Euro Government Green Bond	No	No	X									X	X	X
Euro High Conviction Income Bond (formerly “Europe High Conviction Bond)	No	No	X		X	X						X	X	
Euro High Yield Bond	Yes	Yes	X	X	X							X	X	
Euro High Yield Short Duration Bond	No	No	X		X							X	X	
Euro Inflation-Linked Bond	No	No	X		X	X						X	X	
Euro Medium Term Income Bond	No	No	X		X							X	X	
Euro Money Market	No	No	X									X		
Euro Short Term Corporate Bond Opportunities	Yes	Yes	X		X							X	X	X
Europe Convertible	Yes	Yes	X					X	X			X	X	
Europe Equity	No	No	X									X	X	
Europe Growth	No	No	X									X	X	
Europe Real Estate Securities	No	No	X									X	X	
Europe Small Cap	No	No	X					X				X	X	
Europe Small Cap Convertible	Yes	Yes	X					X				X	X	

Sub-funds	Structural use of derivative	VaR	Core	Additional Derivatives							Purpose of derivatives			
				TRS	CDS	Other Swaps	Swaption	Warrant	CFD	others	hedging	EPM	investment	
Flexible Global Credit	Yes	Yes	X		X							X	X	X
Global Bond Opportunities	Yes	Yes	X	X	X	X	X	X			TBA	X	X	X
Global Climate Solutions	No	No	X			X		X				X	X	
Global Convertible	Yes	Yes	X	X	X	X		X	X			X	X	
Global Enhanced Bond 36M	Yes	Yes	X	X	X	X	X	X			TBA	X	X	X
Global Environment	No	No	X									X	X	
Global High Yield Bond	No	No	X		X							X	X	
Global Inflation-Linked Bond	Yes	Yes	X			X						X	X	
Global Megatrends	No	No	X									X	X	
Global Equity Net Zero Transition	No	No	X									X	X	
Green Bond	No	No	X									X	X	
Green Tigers	No	No	X									X	X	
Health Care Innovators	No	No	X									X	X	
Inclusive Growth	No	No	X									X	X	
India Equity	No	No	X									X	X	
Japan Equity	No	No	X									X	X	
Japan Small Cap	No	No	X									X	X	
Local Emerging Bond	No	No	X	X	X	X						X	X	
Multi-Asset Opportunities	No	No	X	X	X	X		X			TBA	X	X	
Multi-Asset Thematic	Yes	No	X	X	X	X						X	X	
Nordic Small Cap	No	No	X									X		
RMB Bond	No	No	X									X	X	
Russia Equity	No	No	X									X		
Seasons	Yes	No	X	X								X	X	X
SMaRT Food	No	No	X									X		
Social Bond	No	No	X		X							X	X	
Sustainable Asian Cities Bond	No	No	X		X	X						X	X	
Sustainable Asia ex-Japan Equity	No	No	X									X	X	
Sustainable Enhanced Bond 12M	No	No	X		X						CLN	X	X	
Sustainable Euro Bond	No	No	X									X	X	
Sustainable Euro Corporate Bond	No	No	X		X							X	X	
Sustainable Euro Low Vol Equity	No	No	X										X	
Sustainable Euro Multi-Factor Corporate Bond	Yes	Yes	X		X							X	X	
Sustainable Euro Multi-Factor Equity	No	No	X									X	X	
Sustainable Europe Dividend	No	No	X					X				X	X	
Sustainable Europe Multi-Factor Equity	No	No	X									X	X	
Sustainable Europe Value	No	No	X									X	X	
Sustainable Global Corporate Bond	No	No	X		X							X	X	
Sustainable Global Low Vol Equity	No	No	X									X		
Sustainable Global Multi-Factor Corporate Bond	Yes	Yes	X		X							X	X	
Sustainable Global Multi-Factor Equity	No	No	X									X	X	
Sustainable Global Multi-Factor High Yield Bond	Yes	Yes	X		X							X	X	
Sustainable Japan Multi-Factor Equity	No	No	X									X	X	
Sustainable Multi-Asset Balanced	No	No	X									X	X	
Sustainable Multi-Asset Flexible	Yes	No	X	X	X							X	X	X
Sustainable Multi-Asset Growth	No	No	X									X	X	
Sustainable Multi-Asset Stability	No	No	X									X	X	
Sustainable US Multi-Factor Corporate Bond	Yes	Yes	X		X							X	X	
Sustainable US Multi-Factor Equity	No	No	X									X	X	
Sustainable US Value Multi-Factor Equity	No	No	X									X	X	
Target Risk Balanced	No	No	X	X		X						X	X	
Turkey Equity	No	No	X									X	X	
US Growth	No	No	X									X	X	
US High Yield Bond	No	No	X		X							X	X	
US Mid Cap	No	No	X									X	X	
USD Short Duration Bond	No	No	X									X	X	
US Small Cap	No	No	X						X			X	X	
USD Money Market	No	No	X									X		

4. Global Exposure

Determination of the global exposure

According to the Circular 11/512, the Management Company must calculate the sub-fund's global exposure at least **once a day**. The limits on global exposure must be complied with on an ongoing basis.

It is the responsibility of the Management Company to select an appropriate methodology to calculate the global exposure. More specifically, the selection should be based on the self-assessment by the Management Company of the sub-fund's risk profile resulting from its investment policy (including its use of financial derivative instruments).

Risk measurement methodology according to the sub-fund's risk profile

The sub-funds are classified after a self-assessment of their risk profile resulting from their investments policy including their inherent derivative investment strategy that determines two risk measurements methodologies:

- The advanced risk measurement methodology such as the Value-at-Risk (VaR) approach to calculate global exposure where:
 - (a) The sub-fund engages in complex investment strategies which represent more than a negligible part of the sub-funds' investment policy;
 - (b) The sub-fund has more than a negligible exposure to exotic financial derivative instruments; or
 - (c) The commitment approach doesn't adequately capture the market risk of the portfolio.

The sub-fund(s) under VaR are listed in point 4.2.
- The commitment approach methodology to calculate the global exposure should be used in every other case.

4.1. Commitment approach methodology

- The commitment conversion methodology for **standard derivatives** is always the market value of the equivalent position in the underlying asset. This may be replaced by the notional value or the price of the futures contract where this is more conservative.
- For **non-standard derivatives**, an alternative approach may be used provided that the total amount of the financial derivative instruments represents a negligible portion of the sub-fund's portfolio;
- For **structured sub-funds**, the calculation method is described in the ESMA/2011/112 guidelines.

A financial derivative instrument is not taken into account when calculating the commitment if it meets both of the following conditions:

- (a) The combined holding by the sub-fund of a financial derivative instrument relating to a financial asset and cash which is invested in risk free assets is equivalent to holding a cash position in the given financial asset.
- (b) The financial derivative instrument is not considered to generate any incremental exposure and leverage or market risk.

The sub-fund's total commitment to financial derivative instruments, limited to 100 % of the portfolio's total net value, is quantified as the sum, as an absolute value, of the individual commitments, after possible netting and hedging arrangements.

4.2. VaR (Value at Risk) methodology

The global exposure is determined on a daily basis by calculating, the maximum potential loss at a given confidence level over a specific time period under normal market conditions.

Given the sub-fund's risk profile and investment strategy, the **relative VaR approach** or the **absolute VaR approach** can be used:

- In the **relative VaR approach**, a leverage free reference portfolio reflecting the investment strategy is defined and the sub-fund's VaR cannot be greater than twice the reference portfolio VaR.
- The **absolute VaR approach** concerns sub-funds investing in multi-asset classes and that do not define any investment target in relation to a benchmark but rather as an absolute return target; the level of the absolute VaR is strictly limited to 20%.

The **VaR limits** should always be set according to the defined risk profile.

To calculate VaR, the following parameters must be used: a 99% degree of confidence, a holding period of one month (20 days), an actual (historical) observation period for risk factors of at least 1 year (250 days)

The Management Company carries out a monthly **back testing** program and reports on a quarterly basis the excessive number of outlier to the senior management.

The Management Company calculates **stress tests** on a monthly basis in order to facilitate the management of risks associated with possible abnormal movements of the market.

The sub-funds using the VaR methodology, their reference portfolio and leverage levels are listed below.

The expected leverage is defined as the sum of the absolute value of the derivatives notionals (without any netting or hedging arrangement) divided by NAV (notionals methodology).

However, there are possibilities that sub-funds deviate from the expected level disclosed below and reach higher leverage levels during their life time.

<i>Sub-funds</i>	<i>VaR approach</i>	<i>Reference Portfolio</i>	<i>Expected leverage</i>
Emerging Bond	Relative	JPM EMBI Global Diversified	0.60
Environmental Absolute Return Thematic Equity (EARTH)	Absolute	-	2.50
Euro Bond Opportunities	Absolute	-	4.50
Euro Defensive Equity	Relative	MSCI EMU	1.00
Euro Flexible Bond	Absolute	-	3.00
Euro High Yield Bond	Relative	ICE BofAML BB-B European Currency Non-Financial High Yield Constrained	0.50
Euro Short Term Corporate Bond Opportunities	Absolute	-	2.00
Europe Convertible	Relative	Refinitiv Europe Hedged Convertible Bond (EUR)	1.00
Europe Small Cap Convertible	Relative	Refinitiv Europe Convertible Bond (EUR)	1.00
Flexible Global Credit	Absolute	-	4.00
Global Bond Opportunities	Absolute	-	6.00
Global Convertible	Relative	Refinitiv Global Focus Hedged Convertible Bond (USD)	1.50
Global Enhanced Bond 36M	Absolute	-	8.00
Global Inflation-Linked Bond	Relative	Bloomberg WLD Government Inflation Linked All Mat (EUR HD)	2.50
Sustainable Euro Multi-Factor Corporate Bond	Relative	ICE BofAML Euro Corporate Index	1.60
Sustainable Global Multi-Factor Corporate Bond	Relative	Bloomberg Global Aggregate Corporate Index USD Hedged	1.60
Sustainable Global Multi-Factor High Yield Bond	Relative	ICE BofAML Global High Yield Constrained Index USD Hedged	1.40
Sustainable US Multi-Factor Corporate Bond	Relative	ICE BofAML US Corporate Index	1.60

4.3. Global Exposure for Feeder sub-funds:

The global exposure of a Feeder sub-fund will be calculated by combining its own exposure through financial derivative instruments, with either:

- the Master actual exposure through financial derivative instruments in proportion to the Feeder investment into the Master; or
- the Master potential maximal global exposure related to financial derivative instruments as defined by the Master' management rules, or Articles of Association in proportion to the Feeder investment into the Master.

5. TRS

When a sub-fund enters into a TRS or invests in other financial derivative instruments with similar characteristics, its assets will also comply with the provisions of Appendix 1. The underlying exposures of the TRS or other financial derivative instruments with similar characteristics shall be taken into accounts to calculate the Diversification Rules laid down in Appendix 1.

When a sub-fund enters into TRS or invests in financial derivative instruments with similar characteristics, the underlying strategy and composition of the investment portfolio or index are described in Book II and the following information will be disclosed in the annual report of the Company:

- The identification of the counterparty(ies) of the transactions;
- The underlying exposure obtained through financial derivative instruments;
- The type and amount of collateral received by the sub-funds to reduce counterparty exposure.

The counterparty does not assume any discretion over the composition or management of the sub-funds' investment portfolio or over the underlying of the financial derivative instruments, and its approval is not required in relation to any sub-fund investment portfolio transaction.

Policy on sharing of return generated by TRS

The return of the swap transaction, being the spread between the two legs of the transaction, is completely allocated to the sub-fund when positive, or completely charged to the sub-fund when negative. There are neither costs nor fees specific to the swap transaction charged to the sub-fund that would constitute revenue for the Management Company or another party.

List of sub-funds using TRS

The sub-funds that may use TRS, the conditions under which these TRS may be used, their purposes, as well as the expected and maximum proportion of assets that can be subject to them, are:

Sub-funds	TRS/ NAV		Type of TRS	Condition	Purposes
	Expected	Maximum			
Ecosystem Restoration	50%	75%	unfunded and funded	Permanent ⁽¹⁾	Hedging, EPM
Emerging Bond Opportunities	2%	10%	unfunded and funded	Temporary ⁽²⁾	Hedging, EPM
Energy Transition	50%	75%	unfunded and funded	Permanent ⁽¹⁾	Hedging, EPM
Environmental Absolute Return Thematic Equity (EARTH)	50%	75%	unfunded and funded	Permanent ⁽¹⁾	Hedging, EPM, investment
Euro Bond Opportunities	7%	30%	unfunded and funded	Permanent ⁽¹⁾	Hedging, EPM, investment
Euro Corporate Bond	10%	30%	unfunded	Temporary ⁽²⁾	Hedging, EPM
Euro Corporate Green Bond	0%	20%	unfunded	Temporary ⁽²⁾	Hedging, EPM
Euro High Yield Bond	8%	10%	unfunded	Permanent ⁽¹⁾	Hedging, EPM, investment
Global Bond Opportunities	6%	30%	unfunded and funded	Permanent ⁽¹⁾	Hedging, EPM, investment
Global Convertible	5%	20%	unfunded and funded	Temporary ⁽²⁾	Hedging, EPM, investment
Global Enhanced Bond 36M	20%	30%	unfunded and funded	Temporary ⁽²⁾	Hedging, EPM, investment
Local Emerging Bond	2%	10%	unfunded and funded	Temporary ⁽²⁾	Hedging, EPM
Multi-Asset Opportunities	25%	40%	unfunded and funded	Temporary ⁽²⁾	Hedging, EPM
Multi-Asset Thematic	25%	40%	unfunded	Temporary ⁽²⁾	Hedging, EPM
Seasons	77%	80%	unfunded	Permanent ⁽¹⁾	Hedging, EPM, investment
Sustainable Multi-Asset Flexible	10%	40%	unfunded	Temporary ⁽²⁾	Hedging, EPM, investment
Target Risk Balanced	25%	40%	unfunded	Temporary ⁽²⁾	Hedging, EPM

(1) Achievement of the investment objectives

(2) Maintain cost efficient exposure in case of adverse market conditions (e.g. liquidity constraints, market turmoil's, etc.)

The expected proportion mentioned in the above table is defined as the sum of the absolute values of TRS nominals (with neither netting nor hedging arrangement) divided by the NAV. It is not a limit and the actual percentage may vary over time depending on factors including, but not limited to, market conditions. A higher level reflected by the maximum could be reached during the life of the sub-fund and the Prospectus will be modified accordingly.

SECURITIES FINANCING TRANSACTIONS ("SFT")

In accordance with the Regulation 2015/2365 and Circulars 08/356 and 14/592, the Company may enter in securities financing transaction for the purpose of generating additional income.

List of sub-funds using SFT

The sub-funds that may use SFT, the expected and maximum proportion of assets that can be subject to them, provided that the proportions are indicative only, may vary over time depending on factors including, but not limited to, market conditions.

Market conditions may be either classified as being “normal market conditions” or “stressed market conditions”. Under normal market conditions, where no adverse event impact the markets, the “expected” levels of SFT described in the above table will be used. Under stressed market conditions (such as, but not limited to, liquidity constraints, market turmoil...), up to the maximum level indicated in the above table may be used”.

Sub-funds	Repurchase / Reverse Repurchase Transactions / NAV	
	Expected	Maximum
Euro Bond Opportunities	5%	10%
Euro High Yield Bond	5% ⁽¹⁾	10% ⁽¹⁾
Euro Inflation-Linked Bond	10% ⁽²⁾	15% ⁽²⁾
Global Bond Opportunities	5%	10%
Global Inflation-Linked Bond	10% ⁽²⁾	15% ⁽²⁾

⁽¹⁾ Reverse Repurchase Transactions only

⁽²⁾ Repurchase Transactions only

Policy on sharing of return generated by SFT

Unless otherwise provided below, the return of SFT, being the difference of market values between the two legs of the transactions, is completely allocated to the sub-fund when positive, or completely charged to the sub-fund when negative. There are neither costs nor fees specific to SFT charged to the sub-fund that would constitute an income for the Management Company or another party.

Conflict of Interest

When appointed SFT providers are members of BNP Paribas group, the Management Company, shall take care to avoid any resulting conflicts of interest (especially additional remuneration for the group) in order to ensure that the agreements are entered into at arm's length in the best interest of the concerned sub-funds.

Repurchase transactions / Reverse Repurchase transactions

A Repurchase transaction consists of a forward transaction at the maturity of which the sub-fund has the obligation to repurchase the asset sold and the buyer (the counterparty) the obligation to return the asset received under the transaction.

A Reverse Repurchase transaction consists of a forward transaction at the maturity of which the seller (counterparty) has the obligation to repurchase the asset sold and the sub-fund the obligation to return the asset received under the transaction.

However, the involvement, on a temporary basis, of a sub-fund in such agreements is subject to the following rules:

- Each sub-fund may buy or sell securities with repurchase options only if the counterparties in these agreements are first-rank financial institutions specialising in this type of transaction; and
- During the lifetime of a reverse repurchase agreement, a sub-fund may not sell the securities forming the subject of the contract until the counterparty's repurchase option has been exercised or the reverse repurchase term has expired.

In addition, each sub-fund must ensure that the value of the reverse repurchase transaction is at a level that the sub-fund is capable at all times to meet its redemption obligation towards shareholders.

Eligible securities for reverse repurchase transaction:

- Short-term bank certificates;
- Money market instruments;
- Bonds issued or guaranteed by a member of state of the OECD or by their local authorities or by supranational institutions and undertakings of a community, regional or worldwide nature;
- Money market UCIs (daily calculation and S&P AAA rated or equivalent);
- Bonds issued by non-governmental issuers offering an adequate liquidity;
- Shares listed or dealt on a regulated market of the EU or on a stock exchange of a member state of the OECD, provided that they are included in a main index.

Limits for reverse repurchase transactions

The securities which are the subject of reverse repurchase transactions must be compliant with the investment policy of the Company and must together with the other securities which the Company holds in its portfolio, globally comply with the investment restrictions of the Company.

A sub-fund that enters into a reverse repurchase agreement will ensure that:

- At any time the sub-fund may recall the full amount of cash or terminate the reverse repurchase agreement on either an accrued basis or a mark-to-market basis. When the cash is recallable at any time on a mark-to-market basis, the mark-to-market value of the reverse repurchase agreement should be used for the calculation of the net asset value of the sub-fund.
- At any time the sub-fund may recall any securities subject to the repurchase agreement or terminate the repurchase agreement into which it has entered.
- Fixed-term repurchase and reverse repurchase agreements that do not exceed seven days should be considered as arrangements on terms that allow the assets to be recalled at any time by the sub-fund.

Limits for repurchase transactions

The assets received must be considered as collateral.

Securities Lending

The Company will not enter into securities lending transactions.

MANAGEMENT OF COLLATERAL IN RESPECT OF OTC DERIVATIVES AND SFT

Assets received from counterparties in respect of Financial Derivative Instruments and Securities Financial Transactions other than currency forwards constitute collateral in accordance with the Regulation 2015/2365 and Circular 14/592.

All collateral used to reduce counterparty risk exposure will comply with the following criteria at all times:

Liquidity

Any collateral received other than cash will be highly liquid and dealt in on a regulated market or multilateral trading facility with transparent pricing in order to be sold quickly at a price that is close to pre-sale valuation. Collateral received will also comply with the Limit To Prevent Concentration of Ownership of Appendix 1.

Valuation

Collateral received will be valued on at least a daily basis, according to mark-to-market, and assets that exhibit high price volatility will not be accepted as collateral unless suitably conservative haircuts are in place, dependant on the issuer's credit quality and the maturity of the received securities.

Risks

Risks linked to the management of collateral, such as operational and legal risks, will be identified, managed and mitigated by the risk management process.

Safe-keeping (also for securities subject to TRS and SFT)

Where there is a title transfer, the collateral received will be held by the Depositary. For other types of collateral arrangement, the collateral can be held by a third party depositary which is subject to prudential supervision, and which is unrelated to the provider of the collateral.

Enforcement

Collateral received will be capable of being fully enforced at any time without reference to or approval from the counterparty. The Company must ensure that it is able to claim its right on the collateral in case of the occurrence of any event requiring the execution thereof. Therefore the collateral must be available at all time either directly or through the intermediary of the counterparty, in such a manner that the Company is able to appropriate or realise the securities given as collateral without delay if the counterparty fails to comply with its obligation to return the securities.

Collateral diversification (asset concentration)

Collateral should be sufficiently diversified in terms of country, markets and issuers. The criterion of sufficient diversification with respect to issuer concentration is considered to be respected if the sub-fund receives from a counterparty of efficient portfolio management and over-the-counter financial derivative transactions a basket of collateral with a maximum exposure to a given issuer of 20% of its net asset value. When a sub-fund is exposed to different counterparties, the different baskets of collateral should be aggregated to calculate the 20% limit of exposure to a single issuer. By way of derogation, a sub-fund may be fully collateralised in different transferable securities and money market instruments issued or guaranteed by any European Union Member State, one or more of its local authorities, a third country part of the OECD, Brazil, People's Republic of China, India, Russia, Singapore and South Africa, or a public international body to which one or more European Union Member States belong. Such a sub-fund should receive securities from at least six different issues, but securities from any single issue should not account for more than 30% of the sub-fund' net asset value.

The collateral received by a sub-fund should be issued by an entity that is independent from the counterparty and is expected not to display a high correlation with the performance of the counterparty.

Stress testing

For all the sub-funds receiving collateral for at least 30% of their assets, the Management Company will set up, in accordance with the Circular 14/592, an appropriate stress testing policy to ensure regular stress tests under normal and exceptional liquidity conditions to assess the liquidity risk attached to the collateral.

Haircut policy

The Management Company will set up, in accordance with the Circular 14/592, a clear haircut policy adapted for each class of assets received as collateral

Acceptable Collateral - Public regulatory grid

Asset Class	Minimum Rating accepted	Margin required / NAV	Cap by asset class / NAV	Cap by Issuer / NAV
Cash (EUR, USD, GBP or other Valuation Currency)		[100 - 110%]	100%	
Fixed Income				
Eligible OECD Government Bonds	BBB	[100 - 115%]	100%	20%
Eligible Supra & Agencies	AA-	[100 - 110%]	100%	20%
Other Eligible Countries Government Bonds	BBB	[100 - 115%]	100%	20%
Eligible OECD Corporate Bonds	A	[100 - 117%]	100%	20%
Eligible OECD Corporate Bonds	BBB	[100 - 140%]	[10% - 30%]	20%
Eligible OECD Convertible Bonds	A	[100 - 117%]	[10% - 30%]	20%
Eligible OECD Convertible Bonds	BBB	[100 - 140%]	[10% - 30%]	20%
Money Market Units (1)	UCITS IV	[100 - 110%]	100%	20%
CD's (eligible OECD and other eligible countries)	A	[100 - 107%]	[10% - 30%]	20%
Eligible indices & Single equities linked		[100% - 140%]	100%	20%
Securitization (2)		[100% - 132%]	100%	20%

(1) Only Money Markets funds managed by BNPP AM. Any other UCITS eligible only upon ad-hoc approval by BNPP AM Risk

*(2) Subject to conditions and ad-hoc approval by BNPP AM Risk**Applicable limits**(i) Limits applicable to non-cash collateral*

In accordance with ESMA guidelines, non-cash collateral received by the Company should not be sold, re-invested or pledged.

Given the high quality of the acceptable collateral and the high quality nature of the selected counterparties, there is no maturity constraints applicable to the collateral received.

(ii) Limits applicable to cash collateral

Cash collateral received should only be:

- placed on deposit with entities prescribed in Eligible Assets;
- invested in high-quality government bonds;
- used for the purpose of reverse repurchase transactions provided the transactions are with credit institutions subject to prudential supervision and the sub-fund is able to recall at any time the full amount of cash on accrued basis;
- invested in short-term money market funds as defined in Regulation 2017/1131.

The financial assets other than bank deposit and units of UCIs that the Company has acquired by reinvesting the cash collateral must not be issued by an entity affiliated to the counterparty;

The financial assets acquired via the reinvestment of the cash collateral must not be kept with the counterparty, except if it is legally segregated from the counterparty's assets;

The financial assets acquired via the reinvestment of the cash collateral may not be pledged unless the Company has sufficient liquidities to be able to return the received collateral in the form of cash.

Reinvested cash collateral limits applicable may lead to several risks such as currency exchange risk, counterparty risk, issuer risk, valuation and settlement risk, which can have an impact on the performance of the sub-fund concerned

Exposures arising from the reinvestment of collateral received by the Company shall be taken into account within the diversification limits applicable under the Appendix 1.

Criteria used to select Counterparties

The Company will enter into transactions with counterparties which the Management Company believes to be creditworthy. They may be related companies at BNP Paribas Group.

Counterparties will be selected by the Management Company with respect for the following criteria:

- leading financial institutions;
- sound financial situation;
- ability to offer a range of products and services corresponding to the requirements of the Management Company;
- ability to offer reactivity for operational and legal points;
- ability to offer competitive price; and
- quality of the execution.

Approved counterparties are required to have a minimum rating of investment grade for OTC derivative counterparties provided however that credit quality assessment of counterparties does not rely only on external credit ratings. Alternative quality parameters are considered such as internal credit analysis assessment and liquidity and maturity of collateral selected. While there are no predetermined legal status or geographical criteria applied in the selection of the counterparties, these elements are typically taken into account in the selection process. Furthermore counterparties should comply with prudential rules considered by the CSSF as equivalent to EU prudential rules. The selected counterparties do not assume any discretion over the composition or management of the sub-funds' investment portfolios or over the underlying of the financial derivative instruments, and their approval is not required in relation to any sub-fund investment portfolio transaction.

The Company' annual report contains details regarding:

- a) the list of appointed counterparties to efficient portfolio management techniques and OTC derivatives;
- b) the identity of the issuer where collateral received has exceeded 20% of the assets of a sub-fund;
- c) whether a sub-fund has been fully collateralised.

II. SPECIFIC RULES FOR MONEY MARKET SUB-FUNDS**MANAGEMENT OF COLLATERAL IN RESPECT OF OTC DERIVATIVES AND REVERSE REPURCHASE AGREEMENTS**

Assets received from counterparties in respect of reverse repurchase agreements constitute collateral.

In addition to the provisions set out in point 5 of Appendix 1 – II SPECIFIC RULES FOR MONEY MARKET SUB-FUNDS, all collateral used to reduce counterparty risk exposure will comply with the following criteria at all times.

Liquidity

Any collateral received other than cash will be highly liquid and dealt in on a regulated market or multilateral trading facility with transparent pricing in order to be sold quickly at a price that is close to pre-sale valuation. Collateral received will also comply with the provisions of the Appendix 1 and in accordance with the investment policy of the sub-fund.

Valuation

Collateral received will be valued on at least a daily basis, according to mark-to-market, and assets that exhibit high price volatility will not be accepted as collateral unless suitably conservative haircuts are in place, dependant on the issuer's credit quality and the maturity of the received securities.

Risks

Risks linked to the management of collateral, such as operational and legal risks, will be identified, managed and mitigated by the risk management process.

Safe-keeping

Where there is a title transfer, the collateral received will be held by the Depositary. For other types of collateral arrangement, the collateral can be held by a third party depositary which is subject to prudential supervision, and which is unrelated to the provider of the collateral.

Enforcement

Collateral received will be capable of being fully enforced at any time without reference to or approval from the counterparty. The Company must ensure that it is able to claim its right on the collateral in case of the occurrence of any event requiring the execution thereof. Therefore the collateral must be available at all time either directly or through the intermediary of the counterparty, in such a manner that the Company is able to appropriate or realise the securities given as collateral without delay if the counterparty fails to comply with its obligation to return the securities.

Acceptable Collateral for Reverse Repurchase Agreements- Public regulatory grid

Acceptable collateral is under the form of:

- eligible money market instruments and liquid transferable securities or other money market instruments as described in Appendix 1 point 1 (Eligible assets) and point 5.5 (Reverse Repurchase agreements),
- eligible Government Bonds, as described in Article 17.7 of the Regulation 2017/1131;

and has received a favourable assessment pursuant to the Internal Credit Quality process, if applicable.

Asset Class	Minimum Rating accepted	Haircut required	Cap by asset class / NAV	Cap by Issuer / NAV
Cash (EUR, USD, GBP and other Valuation Currency)		[0 - 10%]	100%	
Eligible OECD Government Bonds	BBB	[0 - 15%]	100%	100%
Eligible Supra & Public debt collateral	AA-	[0 - 10%]	100%	100%
Other Eligible Countries Government Bonds	BBB	[0 - 15%]	100%	100%
Eligible OECD Corporate Bonds	A	[0 - 17%]	100%	10%
CD's (eligible OECD and other eligible countries)	A	[0 - 7%]	[10% - 30%]	10%

STRESS TESTING

Each money market sub-fund shall have in place sound stress testing processes that are able to identify possible events or future changes in economic conditions which could have unfavourable effects on the sub-fund.

The Investment Manager shall:

- Assess possible impacts on the sub-fund generated by those events or changes
- Conduct regular stress testings for different possible scenarios
- Conduct stress test with a frequency determined by the Board of Directors but at least on a bi-annual basis.

Stress tests shall be:

- Based on objective criteria
- Consider the effects of severe plausible scenarios

Stress tests shall take into consideration reference parameters that include the following factors:

- (a) Hypothetical changes in the level of liquidity of the assets held in the portfolio of the sub-fund;
- (b) Hypothetical changes in the level of credit risk of the assets held in the portfolio of the sub-fund, including credit events and rating events;
- (c) Hypothetical movements of the interest rates and exchange rates;
- (d) Hypothetical levels of redemption;
- (e) Hypothetical widening or narrowing of spreads among indices to which interest rates of portfolio securities are tied;
- (f) Hypothetical macro systemic shocks affecting the economy as a whole.

In case of vulnerability revealed by those tests, the Investment Manager shall draw up an extensive report and a proposed action plan. Where necessary, the Investment Manager shall immediately take action by:

- Strengthening the robustness of the sub-fund
- Reinforcing the liquidity of the sub-fund and/or the quality of the assets of the sub-fund

COUNTERPARTIES

The Company will enter into transactions with counterparties which the Management Company believes to be creditworthy. They may be related companies at BNP Paribas Group. Counterparties will be selected by the Management Company with respect for the following criteria:

- Leading financial institutions;
- Sound financial situation;
- Ability to offer a range of products and services corresponding to the requirements of the Management Company;
- Ability to offer reactivity for operational and legal points;
- Ability to offer competitive price and the quality of the execution. Approved counterparties are required to have a minimum rating of investment grade for OTC derivative counterparties provided however that credit quality assessment of counterparties does not rely only on external credit ratings. Alternative quality parameters are considered such as internal credit analysis assessment and liquidity and maturity of collateral selected. While there are no predetermined legal status or geographical criteria applied in the selection of the counterparties, these elements are typically taken into account in the selection process. Furthermore counterparties will comply with prudential rules considered by the CSSF as equivalent to EU prudential rules. The selected counterparties do not assume any discretion over the composition or management of the sub-funds' investment portfolios or over the underlying of the financial derivative instruments, and their approval is not being required in relation to any sub-fund investment portfolio transaction.

The Company's annual report contains details regarding:

- a) The list of appointed counterparties to efficient portfolio management techniques and OTC derivatives will be disclosed in the periodical reports of the Company.
- b) The identity of the issuer where collateral received has exceeded 20% of the assets of a sub-fund;

- c) Whether a sub-fund has been fully collateralised.

APPENDIX 3 – INVESTMENT RISKS

Investors must read the Prospectus carefully before investing in any of the sub-funds.

The value of the Shares will increase as the value of the securities owned by any sub-fund increases and will decrease as the value of the sub-fund's investments decreases. In this way, investors participate in any change in the value of the securities owned by the relevant sub-fund(s). In addition to the factors that affect the value of any particular security that a sub-fund owns, the value of the sub-fund's shares may also change with movements in the stock and bond markets as a whole. Investors are also warned that sub-fund performance may not be in line with the stated "Investment objective" and that the capital they invest (after subscription commissions have been deducted) may not be returned to them in full.

A sub-fund may own securities of different types, or from different asset classes (e.g. equities, bonds, money market instruments, financial derivative instruments) depending on the sub-fund's investment objective. Different investments have different types of investment risk. The sub-funds also have different kinds of risks, depending on the securities they hold. This "Investment Risks" section contains explanations of the various types of investment risks that may be applicable to the sub-funds. Please refer to the Book II of this Prospectus for details as to the principal risks applicable to each sub-fund. Investors should be aware that other risks may also be relevant to the sub-funds from time to time.

I. GENERAL RISKS

This section explains some of the risks that apply to all the sub-funds. It does not aim to be a complete explanation and other risks may also be relevant from time to time. In particular, the Company's performance may be affected by changes in market and/or economic and political conditions, and in legal, regulatory and tax requirements. No guarantee or representation is made that the investment program will be successful and there can be no assurance that the sub-fund(s)' investment objective(s) will be achieved. Also, past performance is no guide to future performance, and the value of investments may go down as well as up. Changes in rates of exchange between currencies may cause the value of a Fund's investments to diminish or increase.

The Company or any of its sub-funds may be exposed to risks that are outside of their control – for example legal and regulatory risks from investments in countries with unclear and changing laws or the lack of established or effective avenues for legal redress or as a result of the registration of the sub-funds in non-EU jurisdictions, the sub-funds may be subject, without any notice to the shareholders in the sub-funds concerned, to more restrictive regulatory regimes potentially preventing the sub-funds from making the fullest possible use of the investment limits. Regulators and self-regulatory organizations and exchanges are authorized to take extraordinary actions in the event of market emergencies. The effect of any future regulatory action on the Company could be substantial and adverse. The sub-funds may be exposed to the risk of terrorist actions, to the risk that economic and diplomatic sanctions may be in place or imposed on certain States and military action may be commenced. The impact of such events is unclear, but could have a material effect on general economic conditions and market liquidity. Investors are reminded that in certain circumstances their right to redeem Shares may be suspended as further described in the Book I.

The Company or any of its Funds may be exposed to operational risks, being the risk that operational processes, including those related to the safekeeping of assets, valuation and transaction processing may fail, resulting in losses. Potential causes of failure may arise from human errors, physical and electronic system failures and other business execution risks as well as external events.

Unmanaged or unmitigated sustainability risks can impact the returns of financial products. For instance, should an environmental, social or governance event or condition occur, it could cause an actual or a potential material negative impact on the value of an investment. The occurrence of such event or condition may lead as well to the reshuffle of a sub-fund investment strategy, including the exclusion of securities of certain issuers.

Specifically, the likely impact from sustainability risks can affect issuers via a range of mechanisms including: 1) lower revenue; 2) higher costs; 3) damage to, or impairment of, asset value; 4) higher cost of capital; and 5) fines or regulatory risks. Due to the nature of sustainability risks and specific topics such as climate change, the chance of sustainability risks impacting the returns of financial products is likely to increase over longer-term time horizons.

II. SPECIFIC RISKS

Alternative Investment Strategies Risks

Alternative investment strategies involve risks that depend on the type of investment strategy: investment risk (specific risk), model risk, portfolio construction risk, valuation risk (when OTC derivative), counterparty risk, credit risk, liquidity risk, leverage risk (risk that losses exceed the initial investment), financial derivative instruments short selling risk (cf. risks due to short selling via financial derivative instruments).

Cash Collateral Reinvestment Risk

Cash received as collateral may be reinvested, in compliance with the diversification rules specified in the Art. 43 (e) of CSSF Circular 14/592 exclusively in eligible risk free assets. There is a risk that the value on return of the reinvested cash collateral may not be sufficient to cover the amount required to be repaid to the counterparty. In this circumstance, the sub-fund would be required to cover the shortfall.

Collateral Management Risk

Collateral may be used to mitigate counterparty risk. There is a risk that the collateral taken, especially where it is in the form of securities, when realized does not raise sufficient cash to settle the counterparty's liability. This may be due to factors including inaccurate collateral pricing, adverse market movements in the value of collateral, a deterioration in the credit rating of the issuer of the collateral, or the illiquidity of the market in which the collateral is traded. Please also refer to "Liquidity Risk" below in respect of liquidity risk which may be particularly relevant when collateral takes the form of securities. Where a sub-fund is in turn required to post collateral with a counterparty, there is a risk that the value of the collateral placed is higher than the cash or investments received by the sub-fund. In either case, where there are delays or difficulties in recovering assets or cash, collateral posted with counterparties, or realising collateral received from counterparties, the sub-funds may face difficulties in meeting redemption or purchase requests or in meeting delivery or purchase obligations under other contracts.

Commodity Related Exposure Risk

A sub-fund's exposure to investments in commodities related instruments presents unique risks. Investing in commodities related instruments, including trading in commodities indices and financial derivative instruments related to commodities, can be extremely volatile. Market prices of commodities may fluctuate rapidly based on numerous factors, including: changes in supply and demand relationships (whether actual, perceived, anticipated, unanticipated or unrealised), weather, agriculture, trade, domestic and foreign political and economic events and policies, diseases, pestilence, technological developments, monetary and other governmental policies.

Concentration Risk

Some sub-funds may have an Investment Policy that invests a large portion of the assets in a limited number of issuers, industries, sectors or a limited geographical area. Being less diversified, such sub-funds may be more volatile than broadly diversified sub-funds and carry a greater risk of loss.

Contingent Convertible Risk

Contingent convertible securities ("Cocos") are a form of hybrid debt security that are intended to either automatically convert into equity or have their principal written down upon the occurrence of certain "triggers" linked to regulatory capital thresholds or where the issuing banking institution's regulatory authorities considers this to be necessary. CoCos will have unique equity conversion or principal write-down features which are tailored to the issuing banking institution and its regulatory requirements. Some additional risks associated with CoCos are set forth below:

- *Trigger level risk:* Trigger levels differ and determine exposure to conversion risk depending on the capital structure of the issuer. The conversion triggers will be disclosed in the prospectus of each issuance. The trigger could be activated either through a material loss in capital as represented in the numerator or an increase in risk weighted assets as measured in the denominator.
- *Capital structure inversion risk:* Contrary to classic capital hierarchy, CoCos investors may suffer a loss of capital when equity holders do not, e.g. when a high trigger principal write-down CoCos is activated. These cuts against the normal order of capital structure hierarchy where equity holders are expected to suffer the first loss. This is less likely with a low trigger CoCos when equity holders will already have suffered loss. Moreover, high trigger CoCos may suffer losses not at the point of gone concern but conceivably in advance of lower trigger CoCos and equity.
- *Liquidity and concentration risks:* In normal market conditions CoCos comprise mainly realisable investments which can be readily sold. The structure of the instruments is innovative yet untested. In a stressed environment, when the underlying features of these instruments will be put to the test, it is uncertain how they will perform. In the event a single issuer activates a trigger or suspends coupons it is not known whether the market will view the issue as an idiosyncratic or systemic event. In the latter case, potential price contagion and volatility to the entire asset class is possible. Furthermore, in an illiquid market, price formation may be increasingly stressed. While diversified from an individual company perspective the nature of the universe means that the sub-fund may be concentrated in a specific industry sector and the Net Asset Value of the sub-fund may be more volatile as a result of this concentration of holdings relative to a sub-fund which diversifies across a larger number of sectors.
- *Valuation risk:* The attractive return on this type of instrument may not be the only criterion guiding the valuation and the investment decision. It should be viewed as a complexity and risk premium, investors have to fully consider the underlying risks.
- *Call extension risk:* as CoCos can be issued as perpetual instruments, investors may not be able to recover their capital if expected on call date or indeed at any date.
- *Risk of coupon cancellation:* with certain types of CoCo Bonds, the payment of coupons is discretionary and may be cancelled by the issuer at any time and for an indeterminate period.

Counterparty Risk

Counterparty risk is the risk to each party of a contract that the counterparty will fail to perform its contractual obligations and/or to respect its commitments under the term of such contract, whether due to insolvency, bankruptcy or other cause. When over-the-counter (OTC) or other bilateral contracts are entered into (inter alia OTC derivatives, repurchase agreements, security lending, etc.), the Company may find itself exposed to risks arising from the solvency of its counterparties and from their inability to respect the conditions of these contracts. If counterparty does not live up to its contractual obligations, it may affect investor returns.

Credit Risk

Credit risk, a fundamental risk relating to all fixed income securities as well as Money Market Instruments, is the risk that an issuer will fail to make principal and interest payments when due. Issuers with higher credit risk typically offer higher yields for this added risk. Conversely, issuers with lower credit risk typically offer lower yields. Generally, government securities are considered to be the safest in terms of credit risk, while corporate debt, especially those with poorer credit ratings, have the highest credit risk. Changes in the financial condition of an issuer, changes in economic and political conditions in general, or changes in economic and political conditions specific to an issuer (particularly a sovereign or supranational issuer), are all factors that may have an adverse impact on an issuer's credit quality and security values. Related to credit risk is the risk of downgrade by a rating agency. Rating agencies such as Standard & Poor's, Moody's and Fitch, among others, provide ratings for a wide array of fixed income securities (corporate, sovereign, or supranational) which are based on their creditworthiness. The agencies may change their ratings from time to time due to financial, economic, political, or other factors, which, if the change represents a downgrade, can adversely impact the value of the affected securities.

Currency Exchange Risk

This risk is present in each sub-fund having positions denominated in currencies that differ from its Accounting Currency. If the currency in which a security is denominated appreciates in relation to the Accounting Currency of the sub-fund, the exchange value of the security in the Accounting Currency will appreciate; conversely, a depreciation of the denomination currency will lead to a depreciation in the exchange value of the security. When the manager is willing to hedge the currency exchange risk of a transaction, there is no guarantee that such operation will be completely effective.

Custody Risk

Assets of the Company are safe kept by the Custodian and Investors are exposed to the risk of the custodian not being able to fully meet its obligation to reconstitute in a short timeframe all of the assets of the Company in the case of bankruptcy of the Custodian. The assets of the Company will be identified in the Custodian's books as belonging to the Company. Securities and debt obligations held by the Custodian will be segregated from other assets of the Custodian which mitigates but does not exclude the risk of non-restitution in case of bankruptcy. However, no such segregation applies to cash which increases the risk of non-restitution in case of bankruptcy. The Custodian does not keep all the assets of the Company itself but uses a network of Sub-Custodians which are not part of the same group of companies as the Custodian. Investors are also exposed to the risk of bankruptcy of the Sub-Custodians. A sub-fund may invest in markets where custodial and/or settlement systems are not fully developed.

Derivatives Risk

The Company may use various derivative instruments to reduce risks or costs or to generate additional capital or income in order to meet the investment objectives of a sub-fund. Certain sub-funds may also use derivatives extensively and/or for more complex strategies as further described in their respective investment objectives. While the prudent use of derivatives can be beneficial, derivatives also involve risks different from, and, in certain cases, greater than, the risks associated with more traditional investments. The use of derivatives may give rise to a form of leverage, which may cause the Net Asset Value of these sub-funds to be more volatile and/or change by greater amounts than if they had not been leveraged, since leverage tends to exaggerate the effect of any increase or decrease in the value of the respective sub-funds' portfolio securities. Before investing in Shares, investors must ensure to understand that their investments may be subject to the following risk factors relating to the use of derivative instruments:

- **Market risk:** Where the value of the underlying asset of a derivative instrument changes, the value of the instrument will become positive or negative, depending on the performance of the underlying asset. For non-option derivatives the absolute size of the fluctuation in value of a derivative will be very similar to the fluctuation in value of the underlying security or reference index. In the case of options, the absolute change in value of an option will not necessarily be similar to the change in value of the underlying because, as explained further below, changes in options values are dependent on a number of other variables.
- **Liquidity risk:** If a derivative transaction is particularly large or if the relevant market is illiquid, it may not be possible to initiate a transaction or liquidate a position at an advantageous price.
- **Counterparty risk:** When OTC derivative contracts are entered into, the sub-funds may be exposed to risks arising from the solvency and liquidity of its counterparties and from their ability to respect the conditions of these contracts. The sub-funds may enter into forwards, options and swap contracts, or use other derivative techniques, each of which involves the risk that the counterparty will fail to respect its commitments under the terms of each contract. In order to mitigate the risk, the Company will ensure that the trading of bilateral OTC derivative instruments is conducted on the basis of strict selection and review criteria.
- **Settlement risk:** Settlement risk exists when a derivative instrument is not settled in a timely manner, thereby increasing counterparty risk prior to settlement and potentially incurring funding costs that would otherwise not be experienced. Should the settlement never occur the loss incurred by the sub-fund will correspond to the difference in value between the original and the replacement contracts. If the original transaction is not replaced, the loss incurred by the sub-fund will be equal to the value of the contract at the time it becomes void.
- **Other risks:** Other risks in using derivative instruments include the risk of mispricing or improper valuation. Some derivative instruments, in particular OTC derivative instruments, do not have prices observable on an exchange and so involve the use of formulae, with prices of underlying securities or reference indices obtained from other sources of market price data. OTC options involve the use of models, with assumptions, which increases the risk of pricing errors. Improper valuations could result in increased cash payment requirements to counterparties or a loss of value to the sub-funds. Derivative instruments do not always perfectly or even highly correlate or track the value of the assets, rates or Indices they are designed to track. Consequently, the sub-funds' use of derivative instruments may not always be an effective means of, and sometimes could be counterproductive to, furthering the sub-funds' investment objective. In adverse situations, the sub-funds' use of derivative instruments may become ineffective and the sub-funds may suffer significant losses.

Total Return Swaps (TRS) represent a combined market and credit default derivative and their value will change as a result of fluctuations in interest rates as well as credit events and credit outlook. A TRS involves that receiving the total return is similar in risk profile to actually owning the underlying reference security(ies). Furthermore, these transactions may be less liquid than interest rate swaps as there is no standardisation of the underlying reference index and this may adversely affect the ability to close out a TRS position or the price at which such a close out is transacted. The swap contract is an agreement between two parties and therefore each party bears the other's counterparty risk and collateral is arranged to mitigate this risk. All the revenues arising from TRS will be returned to the relevant sub-fund.

Distressed Securities Risk

Distressed securities may be defined as debt securities that are officially in restructuring or in payment default and whose rating (by at least one of the major rating agencies) is lower than CCC-. Investment in distressed securities may cause additional risks for a sub-fund. Such securities are regarded as predominantly speculative with respect to the issuer's capacity to pay interest and principal or maintain other terms of the offer documents over any long period of time. They are generally unsecured and may be subordinated to other outstanding securities and creditors of the issuer. Whilst such issues are likely to have some quality and protective characteristics, these are outweighed by large uncertainties or major risk exposure to adverse economic conditions. Therefore, a sub-fund may lose its entire investment, may be required to accept cash or securities with a value less than its original investment and/or may be required to accept payment over an extended period of time. Recovery of interest and principal may involve additional cost for the relevant sub-fund.

SFT Risks

Efficient portfolio management techniques, such as repurchase and reverse repurchase transactions and securities lending, involve certain risks. Investors must notably be aware that:

- In the event of the failure of the counterparty with which cash of a sub-fund has been placed, there is the risk that collateral received may yield less than the cash placed out, whether because of inaccurate pricing of the collateral, adverse market movements, a deterioration in the credit rating of issuers of the collateral, or the illiquidity of the market in which the collateral is traded.
- Locking cash in transactions of excessive size or duration, delays in recovering cash placed out, or difficulty in realizing collateral may restrict the ability of the sub-fund to meet sale requests, security purchases or, more generally, reinvestment.
- Repurchase transactions will, as the case may be, further expose a sub-fund to risks similar to those associated with financial derivative instruments, which risks are described above.
- In a reverse repurchase transaction, a sub-fund could incur a loss if the value of the purchased securities has decreased in value relative to the value of the cash or margin held by the relevant sub-fund.

Emerging Markets Risk

A sub-fund may invest in less developed or emerging markets. These markets may be volatile and illiquid and the investments of the sub-fund in such markets may be considered speculative and subject to significant delays in settlement. Practices in relation to settlement of securities transactions in emerging markets involve higher risks than those in developed markets, in part because the sub-fund will need to use brokers and counterparties which are less well capitalised, and custody and registration of assets in some countries may be unreliable. Delays in settlement could result in investment opportunities being missed if a sub-fund is unable to acquire or dispose of a security. The risk of significant fluctuations in the net asset value and of the suspension of redemptions in those sub-funds may be higher than for sub-funds investing in major world markets. In addition, there may be a higher than usual risk of political, economic, social and religious instability and adverse changes in government regulations and laws in emerging markets and assets could be compulsorily acquired without adequate compensation. The assets of a sub-fund investing in such markets, as well as the income derived from the sub-fund, may also be affected unfavourably by fluctuations in currency rates

and exchange control and tax regulations and consequently the net asset value of Shares of that sub-fund may be subject to significant volatility. Some of these markets may not be subject to accounting, auditing and financial reporting standards and practices comparable to those of more developed countries and the securities markets of such countries may be subject to unexpected closure.

Extra-financial criteria Investment Risk

An extra-financial approach may be implemented in a different way by management companies when setting investment management objectives for financial products, in particular in view of the absence of common or harmonized labels at European Level. This also means that it may be difficult to compare strategies integrating extra-financial criteria to the extent that the selection and weightings applied to select investments may be based on metrics that may share the same name but have different underlying meanings. In evaluating a security based on the extra-financial criteria, the Investment Manager may also use data sources provided by external extra-financial research providers. Given the evolving nature of the extra-financial field, these data sources may for the time being be incomplete, inaccurate, unavailable or updated. Applying responsible business conduct standards as well as extra-financial criteria in the investment process may lead to the exclusion of securities of certain issuers. Consequently, the sub-fund's financial performance may at times be better or worse than the performance of comparable funds that do not apply such standards. In addition, the proprietary methodologies used to take into account ESG non-financial criteria may be subject to reviews in the event of regulatory developments or updates that may lead, in accordance with the applicable regulations, to the increase or decrease of the classification of products, of the indicators used or of the minimum investment commitment levels set.

Equity Risk

The risks associated with investments in equity (and similar instruments) include significant fluctuations in prices, negative information about the issuer or market and the subordination of a Company's shares to its bonds. Moreover, such fluctuations are often exacerbated in the short-term. The risk that one or more companies suffer a downturn or fail to grow can have a negative impact on the performance of the overall portfolio at a given time. There is no guarantee that investors will see an appreciation in value. The value of investments and the income they generate may go down as well as up and it is possible that investors will not recover their initial investment.

Some Funds may invest in initial public offerings ("IPOs"). IPO risk is the risk that the market values of IPO shares may experience high volatility from factors such as the absence of a prior public market, unseasoned trading, the limited number of shares available for trading and limited information about the issuer. Additionally, a sub-fund may hold IPO shares for a very short period of time, which may increase a sub-fund's expenses. Some investments in IPOs may have an immediate and significant impact on a sub-fund's performance.

sub-funds investing in growth stocks may be more volatile than the market in general and may react differently to economic, political and market developments and to specific information about the issuer. Growth stocks traditionally show higher volatility than other stocks, especially over short periods. These stocks may also be more expensive in relation to their profits than the market in general. Consequently, growth stocks may react with more volatility to variations in profit growth.

Hedge Share Class Contagion Risk

Where a Hedged or Return Hedged share class is available in a sub-fund, the use of derivatives that are specific to this share-class may have an adverse impact on other share-classes of the same sub-fund. In particular, the use of a derivative overlay in a currency risk hedged share class introduces potential counterparty and operational risks for all investors in the sub-fund. This could lead to a risk of contagion to other share classes, some of which might not have any derivative overlay in place.

High Yield Bond Risk

When investing in fixed income securities rated below investment grade, there is a higher risk that such the issuer is unable or unwilling to meet its obligations, therefore exposing the sub-fund to a loss corresponding to the amount invested in such security.

Market Risk

Market risk is a general risk that affects all investments. Price for financial instruments are mainly determined by the financial markets and by the economic development of the issuers, who are themselves affected by the overall situation of the global economy and by the economic and political conditions prevailing in each relevant country.

Legal Risk

There is a risk that agreements and derivatives techniques are terminated due, for instance, to bankruptcy, illegality, change in tax or accounting laws. In such circumstances, a sub-fund may be required to cover any losses incurred. Furthermore, certain transactions are entered into on the basis of complex legal documents. Such documents may be difficult to enforce or may be the subject to a dispute as to interpretation in certain circumstances. Whilst the rights and obligations of the parties to a legal document may be governed by Luxembourg law, in certain circumstances (insolvency proceedings) other legal systems may take priority which may affect the enforceability of existing transactions. The use of derivatives may also expose a sub-fund to the risk of loss resulting from changing laws or from the unexpected application of a law or regulation, or because a court declares a contract not legally enforceable.

Liquidity Risk

Liquidity risk takes two forms: asset side liquidity risk and liability side liquidity risk. Asset side liquidity risk refers to the inability of a sub-fund to sell a security or position at its quoted price or market value due to such factors as a sudden change in the perceived value or credit worthiness of the position, or due to adverse market conditions generally. Liability side liquidity risk refers to the inability of a sub-fund to meet a redemption request, due to the inability of the sub-fund to sell securities or positions in order to raise sufficient cash to meet the redemption request. Markets where the sub-fund's securities are traded could also experience such adverse conditions as to cause exchanges to suspend trading activities. Reduced liquidity due to these factors may have an adverse impact on the Net Asset Value of the sub-fund and on the ability of the sub-fund to meet redemption requests in a timely manner.

Real Estate Related Exposure Risk

Sub-funds may indirectly invest in the real estate sector via transferable securities and/or real estate funds. Real estate values rise and fall in response to a variety of factors, including local, regional and national economic conditions, interest rates and tax considerations. When economic growth is slow, demand for property decreases and prices may decline. Property values may decrease because of overbuilding, increases in property taxes and operating expenses, changes in zoning laws, environmental regulations or hazards, uninsured casualty or condemnation losses, or general decline in neighbourhood values.

Risks Related to Investments in Some Countries

Investments in some countries (e.g. China, Greece, India, Indonesia, Japan, Saudi Arabia and Thailand) involve risks linked to restrictions imposed on foreign investors and counterparties, higher market volatility and lack of liquidity. Consequently, some shares may not be available to the sub-fund due to the number of foreign shareholders authorized or if the total investment permitted for foreign shareholders has been reached. In addition, the repatriation by foreign investors of their share, capital and/or dividends may be restricted or require the approval of the government. The Company will only invest if it considers that the restrictions are acceptable. However, no guarantee can be given that additional restrictions will not be imposed in future.

Securitised Products Risk

Sub-Fund investing in securitised products, such as Mortgage-Backed Securities (MBS) and other Asset-Backed Securities (ABS), are exposed to the following risks:

- *Interest rate risk:* Prices may fall as interest rates rise due to fixed coupon rates.
- *Prepayment risk:* The risk that the mortgage holder (the borrower) will pay back the mortgage before its maturity date, which reduces the amount of interest the investor would have otherwise received. Prepayment, in this sense, is a payment in excess of the scheduled principal payment. This situation may arise if the current market interest rate falls below the interest rate of the mortgage, since the homeowner is more likely to refinance the mortgage. Unanticipated prepayments can change the value of some securitised products.
- *Term structure risk:* Monthly principal cash flows cause a laddered structure. The value of securities can be affected by a steepening or flattening of the yield curve.
- *Credit risk:* While the agency market has little or no credit risk, the non-agency market has varying levels of credit risk.
- *Default risk and downgrading risk:* It can be due to the borrower's failure to make timely interest and principal payments when due. Default may result from a borrower's failure to meet other obligations as well as the maintenance of collateral as specified in the Prospectus. An investor's indicator of a security's default can be its credit rating. Because of the credit enhancements required for Asset Backed Securities (ABS) by the rating agencies, the senior tranches are mostly rated triple-A, the highest rating available. The B, C and any lower tranches of an ABS issue are lower-rated or unrated and are designed to absorb any losses before the senior tranches. Prospective buyers of these classes of an issue must decide if the increased risk of default is balanced by the higher returns these classes pay.
- *Liquidity risk:* The market for privately (non – Agency) issued MBS is smaller and less liquid than the market for Agency MBS. The Company will only invest in securitised products that the Investment Manager trusts to be liquid.
- *Legal Risk:* Non-mortgage related ABS may not have the benefit of any legal title on the underlying assets and recoveries on repossessed collateral may not, in some cases, be available to support payments on these securities.

More detailed risk warnings:

- *About MBS and ABS:* The yield characteristics of MBS and other ABS differ from traditional debt securities. A major difference is that the principal amount of the obligation generally may be prepaid at any time because the underlying assets generally may be prepaid at any time. As a result, if an ABS is purchased at a premium, a prepayment rate that is faster than expected will reduce the yield to maturity, while a prepayment rate that is slower than expected will have the opposite effect of increasing the yield to maturity. Conversely, if an ABS is purchased at a discount, faster than expected prepayments will increase the yield to maturity, while slower than expected prepayments will decrease the yield to maturity. Generally, pre-payments on fixed-rate mortgage loans will increase during a period of falling interest rates and decrease during a period of rising interest rates. MBS and ABS may also decrease in value as a result of increases in interest rates and, because of prepayments, may benefit less than other fixed income securities from declining interest rates. Reinvestment of prepayments may occur at lower interest rates than the original investment, thus adversely affecting a sub-fund's yield. Actual prepayment experience may cause the yield of ABS to differ from what was assumed when the Company purchased the security.
- *About Collateralised Mortgage Obligation (MBO), Collateralised Bond Obligation (CBO), Collateralised Debt Obligation (CDO) and Collateralised Loan Obligation (CLO):* Classes or tranches may be specially structured in a manner that provides any of a wide variety of investment characteristics, such as yield, effective maturity and interest rate sensitivity. As market conditions change, however, and especially during periods of rapid or unanticipated changes in market interest rates, the attractiveness of some CDO tranches and the ability of the structure to provide the anticipated investment characteristics may be significantly reduced. These changes can result in volatility in the market value, and in some instances reduced liquidity, of the CDO tranches. Certain tranches of CMOs are structured in a manner that makes them extremely sensitive to changes in prepayments rates. IO (Interest Only) and PO (Principal Only) tranches are examples of this. IO tranches are entitled to receive all or a portion of the interest, but none (or only a nominal amount) of the principal payments, from the underlying mortgage assets. If the mortgage assets underlying of an IO experience greater than anticipated principal prepayments, the total amount of interest payments allocable to the IO Class, and therefore the yield to investors, generally will be reduced. In some instances, an investor in an IO may fail to recover all of its initial investment, even when the securities are government guaranteed or considered to be of the highest quality (rated AAA or the equivalent). Conversely, PO Classes are entitled to receive all or a portion of the principal payments, but none of the interest, from the underlying mortgage assets. PO Classes are purchased at substantial discounts from par, and the yield to investors will be reduced if principal prepayments are slower than expected. Some IOs and POs, as well as other CMO tranches, are structured to have special protections against the effect of prepayments. However, these structural protections normally are effective only within certain ranges of prepayments rates and thus will not protect investors in all circumstances. Inverse floating rate CMO Classes also may be extremely volatile. These tranches pay interest at a rate that decreases when a specified index of market rates increases.

Small Cap, Specialised or Restricted Sectors Risk

Sub-Funds investing in small caps or specialised or restricted sectors are likely to be subject to a higher than average volatility due to a high degree of concentration, greater uncertainty because less information is available, there is less liquidity, or due to greater sensitivity to changes in market conditions. Smaller companies may lack depth of management, be unable to generate funds necessary for growth or development, have limited product lines or be developing or marketing new products or services for which markets are not yet established and may never become established. Smaller companies may be particularly affected by interest rate increases, as they may find it more difficult to borrow money to continue or expand operations, or may have difficulty in repaying any loans which are floating-rate.

Swing Pricing Risk

The actual cost of purchasing or selling the underlying investments of a sub-fund may be different from the carrying value of these investments in the sub-fund's valuation. The difference may arise due to dealing and other costs (such as taxes) and/or any spread between the buying and selling prices of the underlying investments. These dilution costs can have an adverse effect on the overall value of a sub-fund and thus the net asset value per share may be adjusted in order to avoid disadvantaging the value of investments for existing shareholders.

Tracking Error Risk

The performance of the sub-fund may deviate from the actual performance of the underlying index due to factors including but not limited to liquidity of the index constituents, possible stock suspensions, trade band limits decided by the stock exchanges, changes in taxation of capital gains and dividends, discrepancies between the tax rates applied to the sub-fund and to the index on capital gains and dividends, limitations or restrictions on foreign investors ownership of shares imposed by the governments, fees and expenses, changes to the underlying index and operational inefficiencies. In addition, the sub-fund may not be able to invest in certain securities included in the underlying index or invest in them in the exact proportions they represent of the index due to legal restrictions imposed by the governments, a lack of liquidity on stock exchanges or other reasons. There could be other factors which can impact the Tracking Error.

Warrant Risk

Warrants are complex, volatile, high-risk instruments. One of the principal characteristics of warrants is the “leverage effect” whereby a change in the value of the underlying asset can have a disproportionate effect on the value of the warrant. There is no guarantee that, in the event of an illiquid market, it will be possible to sell the warrant on a secondary market.

III. SPECIFIC RISKS RELATED TO INVESTMENTS IN MAINLAND CHINA

Certain sub-funds may invest in Chinese domestic securities market, i.e. China A-Shares, debt instruments traded on the China Interbank Bond market and other permitted domestic securities in accordance with the investment policies of the relevant sub-fund. Investing in the PRC (“People’s Republic of China”) carries a high degree of risk. Apart from the usual investment risks, investing in the PRC is also subject to certain other inherent risks and uncertainties.

Government intervention and restriction risk:

The economy of China, which has been in a state of transition from a planned economy to a more market oriented economy, differs from the economies of most developed countries in many respects, including the level of government involvement, state of development, growth rate, control of foreign exchange and allocation of resources. Such interventions or restrictions by the PRC government may affect the trading of Chinese domestic securities and have an adverse effect of the relevant sub-funds,

The PRC government has in recent years implemented economic reform measures emphasising the utilisation of market forces in the development of the PRC’s economy and a high level of management autonomy. However, there can be no assurance that the PRC government will continue to pursue such economic policies or, if it does, that those policies will continue to be successful. Any adjustment and modification of those economic policies may have an adverse impact on the securities markets in the PRC as well as on overseas companies which trade with or invest in the PRC.

Moreover, the PRC government may intervene in the economy, possible interventions include restrictions on investment in companies or industries deemed sensitive to relevant national interests. In addition, the PRC government may also intervene in the financial markets by, such as but not limited to, the imposition of trading restrictions or the suspension of short selling for certain stocks. Such interventions may induce a negative impact on the market sentiment which may in turn affect the performance of the sub-funds. Investment objective of the sub-funds may be failed to achieve as a result.

The PRC legal system may not have the level of consistency or predictability as in other countries with more developed legal systems. Due to such inconsistency and unpredictability, if the sub-funds were to be involved in any legal dispute in the PRC, it may experience difficulties in obtaining legal redress or in enforcing its legal rights. Thus, such inconsistency or future changes in legislation or the interpretation thereof may have adverse impact upon the investments and the performance of the sub-funds in the PRC.

PRC Political, Economic and Social Risks:

The economy of the PRC has experienced significant growth in the past twenty years, but growth has been uneven both geographically and among various sectors of the economy. Economic growth has also been accompanied by periods of high inflation. The PRC government may from time to time adopt corrective measures to control inflation and restrain the rate of economic growth, which may also have an adverse impact on the capital growth and performance of the sub-funds. Further, political changes, social instability and adverse diplomatic developments in the PRC could result in the imposition of additional government restrictions including the expropriation of assets, confiscatory taxes or nationalisation of some or all of the investments held by the underlying securities in which the sub-funds may invest.

Government control of cross-border currency conversion and future movements in exchange rates:

Currently, the RMB is traded in two different and separated markets, i.e. one in the Mainland China, and one outside the Mainland China (primarily in Hong Kong). The two RMB markets operate independently where the flow between them is highly restricted. Though the CNH is a proxy’s of the CNY, they do not necessarily have the same exchange rate and their movement may not be in the same direction. This is because these currencies act in separate jurisdictions, which leads to separate supply and demand conditions for each, and therefore separate but related currency markets. While the RMB traded outside the Mainland China, the CNH, is subject to different regulatory requirements and is more freely tradable, the RMB traded in the Mainland China, the CNY, is not a freely convertible currency and is subject to foreign exchange control policies of and repatriation restrictions imposed by the central government of the Mainland China, that could possibly be amended from time to time, which will affect the ability of the sub-funds to repatriate monies. Investors should also note that such restrictions may limit the depth of the RMB market available outside of Mainland China. If such policies or restrictions change in the future, the position of the sub-funds or its Shareholders may be adversely affected. Generally speaking, the conversion of CNY into another currency for capital account transactions is subject to SAFE (“State Administration of Foreign Exchange”) approvals. Such conversion rate is based on a managed floating exchange rate system which allows the value of CNY to fluctuate within a regulated band based on market supply and demand and by reference to a basket of currencies. Any divergence between CNH and CNY may adversely impact investors who intend to gain exposure to CNY through investments in a sub-fund.

Accounting and Reporting Standards:

PRC companies which may issue RMB securities to be invested by the sub-funds are required to follow PRC accounting standards and practices which follow international accounting standards to a certain extent. However, the accounting, auditing and financial reporting standards and practices applicable to PRC companies may be less rigorous, and there may be significant differences between financial statements prepared in accordance with the PRC accounting standards and practice and those prepared in accordance with international accounting standards. As the disclosure and regulatory standards in China are less stringent than in more developed markets, there might be substantially less publicly available information about Chinese issuers. Therefore, less information may be available to the sub-funds and other investors. For example, there are differences in the valuation methods of properties and assets and in the requirements for disclosure of information to investors.

PRC Taxation Risk:

Investment in the sub-funds may involve risks due to uncertainty in tax laws and practices in the PRC. According to PRC tax laws, regulations and policies ("PRC Tax Rules"), a non-PRC tax resident enterprise (such as FII and certain eligible foreign institutional investors) without a permanent establishment or place in the PRC (such as FII) will generally be subject to withholding income tax of 10% on its PRC sourced income, subject to below elaboration:

Capital gain

According to a tax circular issued by the Ministry of Finance of the PRC ("MoF"), SAT and CSRC dated 31 October 2014, capital gain derived from the transfer of PRC equity investment assets such as China A-Shares on or after 17 November 2014 is temporarily exempt from PRC income tax. However, capital gain realised by FIIs prior to 17 November 2014 is subject to PRC income tax in accordance with the provisions of the laws. The MoF, the SAT and the CSRC also issued joint circulars in 2014 and 2016 to clarify the taxation of the Stock Connect, in which capital gain realized from the transfer of China A-Shares via Stock Connect is temporarily exempt from PRC income tax.

Based on verbal comments from the PRC tax authorities, gains realized by foreign investors (including FIIs) from investment in PRC debt securities are non-PRC sourced income and thus should not be subject to PRC income tax. However, there are no written tax regulations issued by the PRC tax authorities to confirm that interpretation. As a matter of practice, the PRC tax authorities have not levied PRC income tax on capital gains realised by FIIs from the trading of debt securities, including those traded via CIBM.

Dividend

Under the current PRC Tax Rules, non-PRC tax resident enterprises are subject to PRC withholding income tax on cash dividends and bonus distributions from PRC enterprises. The general rate applicable is 10%, subject to reduction under an applicable double tax treaty and agreement by the PRC tax authorities.

Interest

Unless a specific exemption is applicable, non-PRC tax resident enterprises are subject to PRC withholding tax on the payment of interests on debt instruments issued by PRC tax resident enterprises, including bonds issued by enterprises established within the PRC. The general withholding tax rate applicable is 10%, subject to reduction under an applicable double tax treaty and agreement by the PRC tax authorities.

Interest derived from government bonds issued by the in-charge Finance Bureau of the State Council and/or local government bonds approved by the State Council is exempt from income tax under PRC Tax Rules.

According to a tax circular jointly issued by the Ministry of Finance of the PRC ("MoF") and the State Administration of Taxation of the PRC ("SAT") on 7 November 2018, foreign institutional investors are temporarily exempt from PRC income tax with respect to bond interest income derived in the PRC bond market for the period from 7 November 2018 to 6 November 2021. However, there is no guarantee that such temporary tax exemption will continue to apply, will not be repealed and imposed on a retrospective basis, or that no new tax regulations and practice in China specifically relating to the PRC bond market will not be promulgated in the future.

Value-added tax ("VAT")

VAT at 6% shall be levied on the difference between the selling and buying prices of those marketable securities starting from 1 May 2016. According to the latest PRC Tax Rules, the gains derived from trading of marketable securities (including A-shares and other PRC listed securities) are exempted from VAT. In addition, deposit interest income and interest received from government bonds and local government bonds are also exempt from VAT.

According to a tax circular, foreign institutional investors are temporarily exempt from VAT with respect to bond interest income derived in the PRC bond market for the period from 7 November 2018 to 6 November 2021. However, there is no guarantee that such temporary tax exemption will continue to apply, will not be repealed and imposed on a retrospective basis, or that no new tax regulations and practice in China specifically relating to the PRC bond market will not be promulgated in the future.

Dividend income or profit distributions on equity investment derived from PRC are not included in the taxable scope of VAT.

There are no specific PRC Tax Rules which govern the taxation of gains on the disposal of other investments, and the current practice of exemption may not be consistently applied to all such investments and is based on verbal comments and practice of the tax administration. The PRC Tax Rules may not be interpreted and applied as consistent and transparent as those of more developed countries and may vary from city to city and in some cases certain taxes which could be considered payable are not actively enforced for collection, nor is any mechanism provided for payment. Moreover, the existing PRC Tax Rules and practices may be changed or amended in the future, e.g.: the PRC government may abolish temporary tax incentives that are currently offered to foreign investors, and they may be changed with retrospective effect and could be applied along with penalties and / or late payment interest. Such new PRC Tax Rules may operate to the advantage or disadvantage of the investors.

Tax provisions could be made for the sub-funds. In light of the uncertainty and in order to meet the potential tax liability, the Company reserves the right to adjust such provision as deemed necessary. Investors should be aware that the net asset value of the sub-funds on any Valuation Day may not accurately reflect Chinese tax liabilities. Depending on the tax liabilities payable, it may bring positive or negative impact to the performance and net asset value of the sub-funds. In the event penalties or late payment interest could be applicable due to factors such as retrospective amendments, changes in practice or uncertain regulations, this could impact the net asset value at the time of settlement with the PRC tax authorities. In the case where the amount of tax provisions made is less than the tax liabilities payable, the amount of shortfall will be deducted from the sub-fund's assets and affecting the sub-fund's net asset value adversely. In the opposite case where the amount of tax provisions made is more than the tax liabilities payable, the release of extra tax provision will affect the sub-fund's net asset value positively. This will only benefit existing investors. Investors who have redeemed their Shares before the tax liabilities amount is determined will not be entitled to any part of such release of extra tax provision.

Specific risks related to investments in Mainland China equity securities

In common with other emerging markets, the Chinese market may be faced with relatively low transaction volumes, and endure periods of lack of liquidity or considerable price volatility. The existence of a liquid trading market for China A-Shares may depend on whether there is supply of, and demand for, such China A-Shares. The price at which securities may be purchased or sold by the sub-funds and the net asset value of the sub-funds may be adversely affected if trading volumes on markets for China A-Shares (Shanghai Stock Exchange and Shenzhen Stock Exchange) are limited or absent. The China A-Share market may be more volatile and unstable (for example, due to government intervention or in the case where a particular stock resumes trading at a very different level of price after its suspension). Market volatility and settlement difficulties in the China A-Share markets may also result in significant fluctuations in the prices of the securities traded on such markets and thereby may affect the value of the sub-funds. Subscriptions and redemptions of Shares in the sub-funds may also be disrupted accordingly.

Trading limitations Risk:

Trading band limits are imposed by the stock exchanges in the PRC on China A-Shares, where trading in any China A-Share on the relevant stock exchange may be suspended if the trading price of the security has increased or decreased to the extent beyond the trading band limit. Considering that PRC securities markets can be frequently affected by trading halts and low trading volume, investors should be aware that A-share markets are more likely to suffer from illiquidity and greater price volatility, which is mostly due to greater government restriction and control relating to A-share markets. A suspension (or a sequence of suspensions) will render the management of the securities involved complicated or make it impossible for the Investment Manager to liquidate positions and/or sell its positions at a favourable price at the worst moment.

Risks related to FII investments**Regulatory Risks:**

The FII regime is governed by FII Regulations. FII Regulations may be amended from time to time. It is not possible to predict how such changes could affect the relevant sub-fund.

Rules on investment restrictions and rules on repatriation of principal and profits, imposed by the Chinese government may be applicable to the FII as a whole and not only to the investments made by the relevant sub-fund and may have an adverse effect on the sub-fund's liquidity and performance.

A FII sub-Fund may invest in securities and investments permitted to be held or made under the relevant FII Regulations through institutions that have obtained FII status in China. Should such FII status be lost, a FII sub-fund may no longer be able to invest directly in China or may be required to dispose of its investments in the Chinese domestic securities markets, which could have an adverse effect on its performance or result in a significant loss.

Investment Restrictions and Repatriation Risks:

A FII sub-fund may be impacted by the rules and restrictions under the FII Regulations (including investment restrictions, limitations on foreign ownership or holdings), which may have an adverse impact on its performance and/or its liquidity. The SAFE regulates and monitors the repatriation of funds out of the PRC by FIIs pursuant to the FII Regulations. Repatriations by FIIs in respect of an open-ended fund, such as the FII sub-funds, are not subject to repatriation restrictions or prior approval. There is no assurance, however, that PRC rules and regulations will not change or that repatriation restrictions will not be imposed in the future. Although the relevant FII Regulations have recently been revised to relax regulatory restrictions on the onshore capital management by FIIs (including removing investment quota limit and simplifying process for repatriation of investment proceeds), it is a very new development therefore subject to uncertainties as to how well it will be implemented in practice, especially at such an early stage.

Any restrictions on repatriation of the invested capital and net profits may impact on the FII sub-funds' ability to meet redemption requests from the Shareholders. In extreme circumstances, the FII sub-funds may incur significant loss due to limited investment capabilities, or may not be able fully to implement or pursue its investment objectives or strategies, due to FII investment restrictions, illiquidity of the PRC's securities markets, and delay or disruption in execution of trades or in settlement of trades.

PRC Custodian Risks:

The Investment Manager (in its capacity as a FII's licence holder) and the Depositary have appointed a local sub-custodian approved by Chinese authorities (the "PRC Custodian") to maintain the FII sub-funds' assets in custody in the PRC, pursuant to relevant laws and regulations. Onshore PRC securities are registered in the name of "the full name of the FII – the name of the FII sub-fund" in accordance with the relevant rules and regulations, and maintained by the PRC Custodian in electronic form via a securities account with the China Securities Depository and Clearing Corporation Limited ("ChinaClear") and cash shall be maintained in a cash account with the PRC Custodian.

The Depositary will make arrangements to ensure that the PRC Custodian has appropriate procedures to properly safe-keep the FII sub-funds' securities, including maintaining records that clearly show that such FII sub-funds' securities are recorded in the name of such FII sub-fund and segregated from the other assets of the PRC Custodian. Investors should however note that cash deposited in the cash account of the FII sub-funds with the PRC Custodian will not be segregated but will be a debt owing from the PRC Custodian to the FII sub-funds. Such cash will be commingled with cash belonging to other clients of the PRC Custodian. In the event of bankruptcy or liquidation of the PRC Custodian, the FII sub-funds will not have any proprietary rights to the cash deposited in such cash account, and will be treated and ranked an unsecured creditor, ranking pari passu with all other unsecured creditors, of the PRC Custodian. The FII sub-funds may face difficulty and/or encounter delays in recovering such debt, or may not be able to recover it in full or at all, in which case the FII sub-funds will suffer losses. Also, the FII sub-funds may incur losses due to the acts or omissions of the PRC Custodian in the execution or settlement of any transaction or in the transfer of any funds or securities.

PRC Brokerage Risk:

The execution and settlement of transactions or the transfer of any funds or securities may be conducted by brokers ("PRC Brokers") appointed by the Investment Manager. Reasonably competitive commission rates and prices of securities will generally be sought to execute the relevant transactions in PRC markets. It is possible that, in circumstances where only a single PRC Broker is appointed where it is considered appropriate to do so by the Investment Manager, the FII sub-funds may not necessarily pay the lowest commission or spread available, but the transaction execution will be consistent with best execution standards and in the best interest of the Shareholders. Notwithstanding the foregoing, the Investment Manager will seek to obtain the best net results for the FII sub-funds, taking into account such factors as prevailing market conditions, price (including the applicable brokerage commission or dealer spread), size of order, difficulties of execution and operational facilities of the PRC Broker involved and the PRC Broker's ability to position efficiently the relevant block of securities.

PRC Settlement Agent Risks:

The PRC Settlement Agent is appointed to provide trading and agency services of CIBM investments for the FII sub-funds pursuant to the relevant laws and regulations. The FII sub-funds will have to rely on the PRC Settlement Agent to perform its duties. If the PRC Settlement Agent fails to perform any part of its duties, the CIBM transactions of the FII sub-funds may be affected.

Risk related to Direct CIBM Access**Regulatory risk:**

Participation in CIBM by foreign institutional investors (such as the sub-funds) is governed by rules and regulations as promulgated by the Mainland Chinese authorities, i.e., the People's Bank of China ("PBOC") and the State Administration of Foreign Exchange ("SAFE"). The relevant rules and regulations on investment in the CIBM is subject to change which may have potential retrospective effect. In the event that the relevant Mainland Chinese authorities suspend trading on the CIBM, the sub-fund's ability to invest in the CIBM will be limited and, after exhausting other trading alternatives, the sub-fund may suffer substantial losses as a result.

The regulations which regulate investments into CIBM by Direct CIBM Access are relatively new. The application and interpretation of the regulations are therefore relatively untested and there is uncertainty as to how they will be applied as the PRC authorities and regulators have been given wide discretion in such investment regulations and there is no precedent or certainty as to how such discretion may be exercised now or in the future.

Investment Restrictions and Repatriation Risks:

Investors should also note that investments in CIBM through Direct CIBM Access are subject to compliance with various rules and restrictions, which may have an adverse impact on its performance and/or its liquidity. PBOC and SAFE regulate and monitor the remittance and the repatriation of funds into and out of the Mainland China pursuant to the related regulations. Sub-funds may remit investment principal in RMB or foreign currency into Mainland China for investing in the CIBM. Where a sub-fund repatriates funds out of Mainland China, the ratio of RMB to foreign currency should generally match the original ratio when the investment principal was remitted into Mainland China. Repatriations of a sub-fund are not subject to prior approval. There is no assurance, however, that PRC rules and regulations will not change or that repatriation restrictions will not be imposed in the future. Any restrictions on repatriation may impact on the sub-funds' ability to meet redemption requests from the Shareholders. In extreme circumstances, the sub-funds may incur significant loss due to limited investment capabilities, or may not be able to fully implement or pursue its investment objectives or strategy.

PRC Settlement Agent Risks:

The PRC Settlement Agent is appointed, in respect of Direct CIBM Access, as a settlement agent approved by the Chinese authorities to handle all aspects of Direct CIBM Access for the sub-funds, including but not limited to, trading and settlement agency services, related registrations with Chinese authorities, CIBM specific local and foreign currency account opening, as well as fund remittance and repatriation in relation to trading in the CIBM, pursuant to the relevant laws and regulations. The Company and its sub-funds will have to rely on the PRC Settlement Agent to perform its duties. If the PRC Settlement Agent fails to perform any part of its duties, the CIBM transactions of the sub-funds and fund remittance and repatriation may be affected.

Risks related to Stock Connect**Eligible securities**

Stock Connect comprises a Northbound trading link and a Southbound trading link. Under the Northbound trading link, Hong Kong and overseas investors will be able to trade certain stocks listed on the Shanghai Stock Exchange ("SSE") and the Shenzhen Stock Exchange ("SZSE") markets. These include:

1. All the constituent stocks from time to time of the SSE 180 Index and SSE 380 Index
2. All the constituent stocks from time to time of the SZSE Component Index and SZSE Small / Mid Cap Innovation Index with market capitalization at least RMB 6 billion
3. All the SZSE-listed China A-Shares and all the SSE-listed China A-Shares that are not included as constituent stocks of the relevant indices, which have corresponding H-Shares listed on Hong Kong Exchanges and Clearing Limited ("SEHK"), except the following:
 - (a) SSE/SZSE-listed shares which are not traded in RMB;
 - (b) SSE/SZSE-listed shares which are risk alert shares; and
 - (c) SZSE-listed shares which are under delisting arrangement.

It is expected that the list of eligible securities will be subject to review. If a stock is recalled from the scope of eligible securities for trading via Stock Connect, the stock can only be sold and cannot be bought. This may affect the investment portfolio or strategies of investors. Investors should therefore pay close attention to the list of eligible securities as provided and renewed from time to time by SSE, SZSE and SEHK.

Differences in trading day:

Stock Connect will only operate on days when both the Mainland China and Hong Kong markets are open for trading and when banks in both markets are open on the corresponding settlement days. So it is possible that there are occasions when it is a normal trading day for the Mainland China market but the sub-funds cannot carry out any China A-Shares trading. The sub-funds may be subject to a risk of price fluctuations in China A-Shares during the time when Stock Connect is not trading as a result. This may adversely affect the sub-funds' ability to access mainland China and effectively pursue their investment strategies. This may also adversely affect the sub-funds' liquidity.

Settlement and Custody:

The Hong Kong Securities Clearing Company Limited ("HKSCC") will be responsible for the clearing, settlement and the provision of depository, nominee and other related services of the trades executed by Hong Kong market participants and investors.

The China A-Shares traded through Stock Connect are issued in scripless form, so sub-funds will not hold any physical China A-Shares. Sub-funds should maintain the China A-Shares with their brokers' or custodians' stock accounts with CCASS (the Central Clearing and Settlement System operated by HKSCC for the clearing securities listed or traded on SEHK).

Trading fees:

In addition to paying trading fees in connection with China A-Shares trading, the sub-funds may be subject to new fees which are yet to be determined by the relevant authorities.

Quota limitations:

The Stock Connect is subject to quota limitations. In particular, once the Daily Quota is exceeded during the opening call session, new buy orders will be rejected (though investors will be allowed to sell their cross-boundary securities regardless of the quota balance). Therefore, quota limitations may restrict the sub-fund's ability to invest in China A-Shares through Stock Connect on a timely basis, and the sub-funds may not be able to effectively pursue its investment strategies.

Operational risk:

The Stock Connect provides a channel for investors from Hong Kong and overseas to access the China stock market directly. Market participants are able to participate in this program subject to meeting certain information technology capability, risk management and other requirements as may be specified by the relevant exchange and/or clearing house. Due to their recent implementation and the uncertainty about their efficiency, accuracy and security, there is no assurance that the systems of the SEHK and market participants will function properly or will continue to be adapted to changes and developments in both markets. In the event that the relevant systems failed to function properly, trading in both markets through the program could be disrupted. The sub-fund's ability to access the China A-Share market (and hence to pursue its investment strategy) will be adversely affected. Consequently, investors in the China A-Share market should be aware of the economic risk of an investment in those shares, which may lead to a partial or total loss of the invested capital.

Clearing and settlement risk:

The HKSCC and ChinaClear will establish the clearing links and each will become a participant of each other to facilitate clearing and settlement of cross-boundary trades. Should ChinaClear be declared as a defaulter, HKSCC's liabilities in trades under its market contracts with clearing participants will be limited to assisting clearing participants in pursuing their claims against ChinaClear. In that event, the sub-funds may suffer delay in the recovery process or may not be able to fully recover its losses from ChinaClear.

Regulatory risk:

The Stock Connect is novel in nature, and will be subject to regulations promulgated by regulatory authorities and implementation rules made by the stock exchanges in the PRC and Hong Kong from time to time. The regulations are untested and there is no certainty as to how they will be applied.

Ownership of China A-Shares:

China A-Shares acquired by the sub-funds through the Stock Connect are recorded in the name of HKSCC in its omnibus account held with ChinaClear. The China A-Shares are held in custody under the depository of ChinaClear and registered in the shareholders' register of the relevant listed Companies. HKSCC will record such China A-Shares in the CCASS stock account of the clearing participant.

Under Hong Kong law, HKSCC will be regarded as the legal owner (nominee owner) of the China A-Shares, holding the beneficial entitlement to the China A-Shares on behalf of the relevant clearing participant.

Under PRC law there is a lack of a clear definition of, and distinction between, "legal ownership" and "beneficial ownership". The regulatory intention appears to be that the concept of "nominee owner" is recognised under PRC laws and that the overseas investors should have proprietary rights over the China A-Shares. However, as the Stock Connect is a recent initiative there may be some uncertainty surrounding such arrangements. Accordingly, the sub-fund's ability to enforce its rights and interests in the China A-Shares may be adversely affected or suffer delay.

Investor compensation

Since the sub-funds will carry out Northbound trading through securities brokers in Hong Kong but not PRC brokers, they are not protected by the China Securities Investor Protection Fund (中國投資者保護基金) in the PRC.

Further information about Stock Connect is available online at the website: <http://www.hkex.com.hk/eng/csm/chinaConnect.asp?LangCode=en>

Risk related to Bond Connect**Regulatory risk:**

Participation in CIBM by foreign institutional investors (such as the sub-funds) is governed by rules and regulations as promulgated by the Mainland Chinese authorities. The relevant rules and regulations is subject to change from time to time which may have potential retrospective effect. In the event that the relevant Mainland Chinese authorities suspend trading on the Bond Connect, the sub-fund's ability to invest in the CIBM will be limited and, after exhausting other trading alternatives, the sub-fund may suffer substantial losses as a result.

Under the prevailing regulations in Mainland China, eligible foreign investors will be allowed to invest in the bonds circulated in the China Interbank Bond Market through the northbound trading of Bond Connect ("Northbound Trading Link"). There will be no investment quota for Northbound Trading Link.

Operational risk:

Trading through Bond Connect is performed through newly developed trading platforms and operational systems. There is no assurance that such systems will function properly or will continue to be adapted to changes and developments in the market. In the event the relevant systems fails to perform properly, trading through Bond Connect may be disrupted and a sub-fund's ability to pursue its investment strategy may be adversely affected.

Settlement and Custody:

An offshore custody agent recognized by the Hong Kong Monetary Authority (currently, the Central Moneymarkets Unit) shall open omnibus nominee accounts with the onshore custody agent recognised by the PBOC (currently, the China Central Depository & Clearing Co., Ltd and/or the Shanghai Clearing House). All debt securities traded by eligible foreign investors will be registered in the name of Central Moneymarkets Unit, which will hold such debt securities as a nominee owner. As such, the sub-fund is subject to the risks of default or errors on the part of such third parties.

III. RISKS RELATED TO INVESTMENTS IN CNH SHARE CATEGORIES**China Market Risk**

Investing in the offshore RMB market (CNH) is subject to the risks of investing in emerging markets generally. Since 1978, the Chinese government has implemented economic reform measures which emphasize decentralisation and the utilisation of market forces in the development of the Chinese economy, moving from the previous planned economy system. However, many of the economic measures are experimental or unprecedented and may be subject to adjustment and modification.

Any significant change in China's political, social or economic policies may have a negative impact on investments in the China market. The regulatory and legal framework for capital markets and joint stock companies in mainland China may deviate from those of developed countries. Chinese accounting standards and practices may deviate from international accounting standards. The Chinese governments managed process of currency conversion and movements in the RMB exchange rates may adversely affect the operations and financial results of companies in mainland China.

RMB Currency Risk

Since 2005, the RMB exchange rate is no longer pegged to the US dollar. RMB has now moved to a managed floating exchange rate based on market supply and demand with reference to a basket of foreign currencies. The daily trading price of the RMB against other main currencies in the inter-bank foreign exchange market is allowed to float within a narrow band around the central parity published by the People's Bank of China. RMB convertibility from offshore RMB (CNH) to onshore RMB (CNY) is a managed currency process subject to foreign exchange control policies of and repatriation restrictions imposed by the Chinese government in coordination with the Hong Kong Monetary Authority (HKMA). The value of CNH could differ, perhaps significantly, from that of CNY due to a number of factors including without limitation those foreign exchange control policies and repatriation restrictions pursued by the Chinese government from time-to-time as well as other external market forces.

Since 2005, foreign exchange control policies pursued by the Chinese government have resulted in the general appreciation of RMB (both CNH and CNY). This appreciation may or may not continue and there can be no assurance that RMB will not be subject to devaluation at some point. Any devaluation of RMB could adversely affect the value of investors' investments in the Portfolio.

The hedged share class participates in the CNH market, which allows investors to freely transact CNH outside of mainland China with approved banks in the Hong Kong market (HKMA approved banks). The Portfolio will have no requirement to remit CNH to CNY.

APPENDIX 4 – LIQUIDATION, MERGER, TRANSFER AND SPLITTING PROCEDURES

Liquidation, Merger, Transfer, and Splitting of Sub-funds

The Board of Directors shall have sole authority to decide on the effectiveness and terms of the following, under the limitations and conditions prescribed by the Law:

- 1) either the pure and simple liquidation of a sub-fund;
- 2) or the closure of a sub-fund (merging sub-fund) by transfer to another sub-fund of the Company;
- 3) or the closure of a sub-fund (merging sub-fund) by transfer to another UCI, whether incorporated under Luxembourg law or established in another member state of the European Union;
- 4) or the transfer to a sub-fund (receiving sub-fund) a) of another sub-fund of the Company, and/or b) of a sub-fund of another collective investment undertaking, whether incorporated under Luxembourg law or established in another member state of the European Union, and/or c) of another collective investment undertaking, whether incorporated under Luxembourg law or established in another member state of the European Union;
- 5) or the splitting of a sub-fund.

The splitting techniques will be the same as the merger one foreseen by the Law.

As an exception to the foregoing, if the Company should cease to exist as a result of such a merger, the effectiveness of this merger must be decided by a General Meeting of Shareholders of the Company resolving validly whatever the portion of the capital represented. The resolutions are taken by a simple majority of the votes expressed. The expressed votes do not include those attached to the shares for which the shareholder did not take part in the vote, abstained or voted white or no.

To avoid any investment breach due to the merger, and in the interest of the shareholders, the investment manager might need to rebalance the portfolio of the Merging sub-fund before the merger. Such rebalancing shall be compliant with the investment policy of the Receiving sub-fund .

In the event of the pure and simple liquidation of a sub-fund, the net assets shall be distributed between the eligible parties in proportion to the assets they own in said sub-fund. The assets not distributed at the time of the closure of the liquidation and normally within nine months of the date of the decision to liquidate shall be deposited with the Luxembourg *Caisse de Consignation* until the end of the legally specified limitation period.

Pursuant to this matter, the decision adopted at the level of a sub-fund may be adopted similarly at the level of a category or a class.

Liquidation of a Feeder Sub-fund

A Feeder sub-fund will be liquidated:

- a) when the Master is liquidated, unless the CSSF grants approval to the feeder to:
 - invest at least 85% of its assets in units, or shares of another Master; or
 - amend its investment policy in order to convert into a non-Feeder.
- b) when the Master merges with another UCITS, or sub-fund or is divided into two or more UCITS, or sub-fund unless the CSSF grants approval to the feeder to:
 - continue to be a Feeder of the same Master or the Master resulting from the merger or division of the Master;
 - invest at least 85% of its assets in units, or shares of another Master; or
 - amend its investment policy in order to convert into a non-Feeder.

Dissolution and Liquidation of the Company

The Board of Directors may, at any time and for any reason whatsoever, propose to the General Meeting the dissolution and liquidation of the Company. The General Meeting will give its ruling in accordance with the same procedure as for amendments to the Articles of Association.

If the Company's capital falls below two-thirds of the minimum legal capital, the Board of Directors may submit the question of the Company's dissolution to the General Meeting. The General Meeting, for which no quorum is applicable, will decide based on a simple majority of the votes of shareholders present or represented, account shall not be taken of abstentions.

If the Company's capital falls below one-quarter of the minimum legal capital, the Board of Directors shall submit the question of the Company's dissolution to the General Meeting. The General Meeting, for which no quorum is applicable, will decide based on a part of one-quarter of the votes of shareholders present or represented, account shall not be taken of abstentions.

In the event of the Company's dissolution, the liquidation will be conducted by one or more liquidators that may be individuals or legal entities. They will be appointed by the General Shareholders' Meeting, which will determine their powers and remuneration, without prejudice to the application of the Law.

The net proceeds of the liquidation of each sub-fund, category, or class will be distributed by the liquidators to the shareholders of each sub-fund, category, or class in proportion to the number of shares they hold in the sub-fund, category, or class.

In the case of straightforward liquidation of the Company, the net assets will be distributed to the eligible parties in proportion to the shares held in the Company. Net assets not distributed at the time of the closure of the liquidation and normally within a maximum period of nine months effective from the date of the liquidation will be deposited at the Luxembourg *Caisse de Consignation* until the end of the legally specified limitation period.

The calculation of the net asset value, and all subscriptions, conversions and redemptions of shares in these sub-funds, categories, or classes will also be suspended throughout the liquidation period.

The General Meeting must be held within forty days of the date on which it is ascertained that the Company's net assets have fallen below the minimum legal threshold of two-thirds or one-quarter, as applicable.

APPENDIX 5 – PRE-CONTRACTUAL DISCLOSURES FOR THE PRODUCTS REFERRED TO IN ARTICLE 8 AND 9 OF SFDR AND ARTICLE 5 AND 6 OF THE TAXONOMY REGULATION

Name of the sub-fund	SFDR Category	Minimum proportion of sustainable investments in the meaning of SFDR	To what minimum extent are sustainable investments with an environmental objective aligned with the EU Taxonomy?		Does this financial product consider principal adverse impacts on sustainability factors?
			Minimum percentage of investments aligned with the EU Taxonomy ¹ Including sovereign bonds	Minimum Share of investments in transitional and enabling activities	
BNP Paribas Funds Aqua	Art. 9	85%	2%	0%	Yes, through a dedicated PAI Approach as described in Book III
BNP Paribas Funds Asia High Yield Bond	Art. 8	15%	0%	0%	Yes, through the General PAI Approach
BNP Paribas Funds Asia Tech Innovators	Art. 8	20%	0%	0%	Yes, through the General PAI Approach
BNP Paribas Funds Belgium Equity	Art. 8	15%	0%	0%	Yes, through the General PAI Approach
BNP Paribas Funds Brazil Equity	Art. 8	23%	0%	0%	Yes, through the General PAI Approach
BNP Paribas Funds China A-Shares	Art. 8	15%	0%	0%	Yes, through the General PAI Approach
BNP Paribas Funds China Equity	Art. 8	15%	0%	0%	Yes, through the General PAI Approach
BNP Paribas Funds Climate Impact	Art. 9	85%	8%	0%	Yes, through a dedicated PAI Approach as described in Book III
BNP Paribas Funds Consumer Innovators	Art. 8	30%	0%	0%	Yes, through the General PAI Approach
BNP Paribas Funds Disruptive Technology	Art. 8	30%	0%	0%	Yes, through the General PAI Approach
BNP Paribas Funds Ecosystem Restoration	Art. 9	85%	1%	0%	Yes, through the General PAI Approach
BNP Paribas Funds Emerging Bond	Art. 8	1%	0%	0%	Yes, through the General PAI Approach
BNP Paribas Funds Emerging Bond Opportunities	Art. 8	1%	0%	0%	Yes, through the General PAI Approach
BNP Paribas Funds Emerging Markets Climate Solutions	Art. 9	85%	1%	0%	Yes, through the General PAI Approach
BNP Paribas Funds Emerging Equity	Art. 8	20%	0%	0%	Yes, through the General PAI Approach
BNP Paribas Funds Energy Transition	Art. 9	85%	10%	0%	Yes, through the General PAI Approach
BNP Paribas Funds Enhanced Bond 6M	Art. 8	20%	0%	0%	Yes, through the General PAI Approach
BNP Paribas Funds Environmental Absolute Return Thematic Equity (EARTH)	Art. 8	55%	5%	0%	Yes, through the General PAI Approach
BNP Paribas Funds Euro Bond	Art. 8	20%	0%	0%	Yes, through the General PAI Approach
BNP Paribas Funds Euro Bond Opportunities	Art. 8	20%	0%	0%	Yes, through the General PAI Approach
BNP Paribas Funds Euro Corporate Bond	Art. 8	40%	0%	0%	Yes, through the General PAI Approach
BNP Paribas Funds Euro Corporate Bond Opportunities	Art. 8	25%	0%	0%	Yes, through the General PAI Approach
BNP Paribas Funds Euro Corporate Green Bond	Art. 9	80%	0.5%	0%	Yes, through the General PAI Approach
BNP Paribas Funds Euro Defensive Equity	Art. 8	50%	0%	0%	Yes, through the General PAI Approach
BNP Paribas Funds Euro Equity	Art. 8	35%	0%	0%	Yes, through the General PAI Approach
BNP Paribas Funds Euro Flexible Bond	Art. 8	15%	0%	0%	Yes, through the General PAI Approach
BNP Paribas Funds Euro Government Bond	Art. 8	20%	0%	0%	Yes, through the General PAI Approach
BNP Paribas Funds Euro Government Green Bond	Art. 9	80%	0%	0%	Yes, through the General PAI Approach
BNP Paribas Funds Euro High Conviction Income Bond (formerly "Europe High Conviction Bond")	Art. 8	30%	0%	0%	Yes, through the General PAI Approach
BNP Paribas Funds Euro High Yield Bond	Art. 8	20%	0%	0%	Yes, through the General PAI Approach
BNP Paribas Funds Euro High Yield Short Duration Bond	Art. 8	20%	0%	0%	Yes, through the General PAI Approach
BNP Paribas Funds Euro Inflation-Linked Bond	Art. 8	0%	0%	0%	Yes, through the General PAI Approach
BNP Paribas Funds Euro Medium Term Income Bond	Art. 8	30%	0%	0%	Yes, through the General PAI Approach
BNP Paribas Funds Euro Money Market	Art. 8	10%	0%	0%	Yes, through the General PAI Approach

BNP Paribas Funds Euro Short Term Corporate Bond Opportunities	Art. 8	25%	0%	0%	Yes, through the General PAI Approach
BNP Paribas Funds Europe Convertible	Art. 8	20%	0%	0%	Yes, through the General PAI Approach
BNP Paribas Funds Europe Equity	Art. 8	45%	0%	0%	Yes, through the General PAI Approach
BNP Paribas Funds Europe Growth	Art. 8	45%	0%	0%	Yes, through the General PAI Approach
BNP Paribas Funds Europe Real Estate Securities	Art. 8	50%	2%	0%	Yes, through the General PAI Approach
BNP Paribas Funds Europe Small Cap	Art. 8	20%	0%	0%	Yes, through the General PAI Approach
BNP Paribas Funds Europe Small Cap Convertible	Art. 8	10%	0%	0%	Yes, through the General PAI Approach
BNP Paribas Funds Flexible Global Credit	Art. 8	26%	0%	0%	Yes, through the General PAI Approach
BNP Paribas Funds Global Bond Opportunities	Art. 8	20%	0%	0%	Yes, through the General PAI Approach
BNP Paribas Funds Global Climate Solutions	Art. 9	85%	5%	0%	Yes, through the General PAI Approach
BNP Paribas Funds Global Convertible	Art. 8	15%	0%	0%	Yes, through the General PAI Approach
BNP Paribas Funds Global Enhanced Bond 36M	Art. 8	20%	0%	0%	Yes, through the General PAI Approach
BNP Paribas Funds Global Environment	Art. 9	85%	2%	0%	Yes, through a dedicated PAI Approach as described in Book III
BNP Paribas Funds Global High Yield Bond	Art. 8	10%	0%	0%	Yes, through the General PAI Approach
BNP Paribas Funds Global Inflation-Linked Bond	Art. 8	0%	0%	0%	Yes, through the General PAI Approach
BNP Paribas Funds Global Megatrends	Art. 8	35%	0%	0%	Yes, through the General PAI Approach
BNP Paribas Funds Global Equity Net Zero Transition	Art. 8	50%	0%	0%	Yes, through the General PAI Approach
BNP Paribas Funds Green Bond	Art. 9	80%	0.5%	0%	Yes, through the General PAI Approach
BNP Paribas Funds Green Tigers	Art. 9	85%	2%	0%	Yes, through a dedicated PAI Approach as described in Book III
BNP Paribas Funds Health Care Innovators	Art. 8	30%	0%	0%	Yes, through the General PAI Approach
BNP Paribas Funds Inclusive Growth	Art. 8	51%	0%	0%	Yes, through the General PAI Approach
BNP Paribas Funds India Equity	Art. 8	5%	0%	0%	Yes, through the General PAI Approach
BNP Paribas Funds Japan Equity	Art. 8	30%	0%	0%	Yes, through the General PAI Approach
BNP Paribas Funds Japan Small Cap	Art. 8	20%	0%	0%	Yes, through the General PAI Approach
BNP Paribas Funds Local Emerging Bond	Art. 8	1%	0%	0%	Yes, through the General PAI Approach
BNP Paribas Funds Multi-Asset Opportunities	Art. 8	30%	0%	0%	Yes, through the General PAI Approach
BNP Paribas Funds Multi-Asset Thematic	Art. 8	35%	2%	0%	Corporate Mandatory Indicators: 4, 10 and 14
BNP Paribas Funds Nordic Small Cap	Art. 8	25%	0%	0%	Yes, through the General PAI Approach
BNP Paribas Funds RMB Bond	Art. 8	10%	0%	0%	Yes, through the General PAI Approach
BNP Paribas Funds Russia Equity	Art.8	sub-fund closed to subscription			
BNP Paribas Funds Seasons	Art. 8	0%	0%	0%	Yes, through the General PAI Approach
BNP Paribas Funds SMaRT Food	Art. 9	85%	0%	0%	Yes, through a dedicated PAI Approach as described in Book III
BNP Paribas Funds Social Bond	Art. 9	80%	0%	0%	Yes, through the General PAI Approach
BNP Paribas Funds Sustainable Asia ex-Japan Equity	Art. 8	20%	0%	0%	Yes, through the General PAI Approach
BNP Paribas Funds Sustainable Asian Cities Bond	Art. 9	80%	0%	0%	Yes, through the General PAI Approach
BNP Paribas Funds Sustainable Enhanced Bond 12M	Art. 8	50%	0%	0%	Yes, through the General PAI Approach
BNP Paribas Funds Sustainable Euro Bond	Art. 8	50%	0%	0%	Yes, through the General PAI Approach
BNP Paribas Funds Sustainable Euro Corporate Bond	Art. 8	60%	0%	0%	Yes, through the General PAI Approach
BNP Paribas Funds Sustainable Euro Low Vol Equity	Art. 8	50%	0%	0%	Yes, through the General PAI Approach
BNP Paribas Funds Sustainable Euro Multi-Factor Corporate Bond	Art. 8	37%	0%	0%	Yes, through the General PAI Approach
BNP Paribas Funds Sustainable Euro Multi-Factor Equity	Art. 8	50%	2%	0%	Yes, through the General PAI Approach
BNP Paribas Funds Sustainable Europe Dividend	Art. 8	40%	0%	0%	Yes, through the General PAI Approach
BNP Paribas Funds Sustainable Europe Multi-Factor Equity	Art. 8	50%	2%	0%	Yes, through the General PAI Approach
BNP Paribas Funds Sustainable Europe Value	Art. 8	35%	0%	0%	Yes, through the General PAI Approach
BNP Paribas Funds Sustainable Global Corporate Bond	Art. 8	50%	0%	0%	Yes, through the General PAI Approach

BNP Paribas Funds Sustainable Global Low Vol Equity	Art. 8	40%	0%	0%	Yes, through the General PAI Approach
BNP Paribas Funds Sustainable Global Multi-Factor Corporate Bond	Art. 8	36%	0%	0%	Yes, through the General PAI Approach
BNP Paribas Funds Sustainable Global Multi-Factor Equity	Art. 8	40%	0%	0%	Yes, through the General PAI Approach
BNP Paribas Funds Sustainable Global Multi-Factor High Yield Bond	Art. 8	20%	0%	0%	Yes, through the General PAI Approach
BNP Paribas Funds Sustainable Japan Multi-Factor Equity	Art. 8	50%	0%	0%	Yes, through the General PAI Approach
BNP Paribas Funds Sustainable Multi-Asset Balanced	Art. 8	35%	2%	0%	Corporate Mandatory Indicators: 4, 10 and 14
BNP Paribas Funds Sustainable Multi-Asset Flexible	Art. 8	30%	0%	0%	Corporate Mandatory Indicators: 4, 10 and 14
BNP Paribas Funds Sustainable Multi-Asset Growth	Art. 8	35%	2%	0%	Corporate Mandatory Indicators: 4, 10 and 14
BNP Paribas Funds Sustainable Multi-Asset Stability	Art. 8	35%	0%	0%	Corporate Mandatory Indicators: 4, 10 and 14
BNP Paribas Funds Sustainable US Multi-Factor Corporate Bond	Art. 8	35%	0%	0%	Yes, through the General PAI Approach
BNP Paribas Funds Sustainable US Multi-Factor Equity	Art. 8	37%	0%	0%	Yes, through the General PAI Approach
BNP Paribas Funds Sustainable US Value Multi-Factor Equity	Art. 8	40%	0%	0%	Yes, through the General PAI Approach
BNP Paribas Funds Target Risk Balanced	Art. 8	20%	0%	0%	Corporate Mandatory Indicators: 4, 10 and 14
BNP Paribas Funds Turkey Equity	Art. 8	0%	0%	0%	Yes, through the General PAI Approach
BNP Paribas Funds US Growth	Art. 8	25%	0%	0%	Yes, through the General PAI Approach
BNP Paribas Funds US High Yield Bond	Art. 8	10%	0%	0%	Yes, through the General PAI Approach
BNP Paribas Funds US Mid Cap	Art. 8	30%	0%	0%	Yes, through the General PAI Approach
BNP Paribas Funds USD Short Duration Bond	Art. 8	10%	0%	0%	Yes, through the General PAI Approach
BNP Paribas Funds US Small Cap	Art. 8	24%	0%	0%	Yes, through the General PAI Approach
BNP Paribas Funds USD Money Market	Art. 8	10%	0%	0%	Yes, through the General PAI Approach

¹ The Management Company relies on third party data providers to disclose such information.

BOOK II

BNP Paribas Funds Aqua short-named BNP Paribas Aqua

Investment objective

Increase the value of its assets over the medium term by investing primarily in global companies tackling the water-related challenges and which aim at helping or accelerating the transition to a more sustainable economy.

Investment policy

This thematic sub-fund aims to invest in global companies within the global water value chain. These companies support the protection and efficient use of water as a natural resource.

At all times, this sub-fund invests at least 75% of its assets in equities and/or equity equivalent securities issued by global companies that conduct a significant part of their business in water and related or connected sectors, with sustainable activities and processes. Such sectors include, but are not limited to: water infrastructures (network, buildings, and industry equipment, infrastructure services and irrigation), water treatment (filtration, traditional treatment, efficiency, testing and monitoring) and utilities.

The remaining portion, namely a maximum of 25% of its assets, may be invested in any other transferable securities (including P-Notes), money market instruments and also, within a limit of 15% of the assets, in debt securities of any kind and, within a limit of 10% of the assets, in UCITS or UCIs.

In respect of the above investments limits, the sub-fund's investments into "China A-Shares" via the Stock Connect may reach up to 20% of its assets.

The sub-fund may be exposed to emerging markets up to 30% of its assets, including exposure to China.

The sub-fund may hold ancillary liquid assets within the limits and conditions described in Book I, Appendix 1 – Eligible Assets, point 7.

Sustainable Investment policy

The Investment Manager applies BNP PARIBAS ASSET MANAGEMENT's Sustainable Investment Policy, which takes into account Environmental, Social and Governance (ESG) criteria in the investment process of the sub-fund as set out in Book I.

The ESG analysis applies to at least 90% of the issuers in the portfolio (excluding ancillary liquid assets) and along with its thematic focus leads to a reduction of at least 20% of the investment universe, being companies belonging to the global water value chain. This approach is supported by an active program of engagement with companies on a range of ESG factors, as well as proxy voting.

Environmental contribution and reporting* is also undertaken to provide post-investment evidence of the intention to help accelerate the transition to a more sustainable economy.

* The extra financial report is available on the following link: BNP Paribas Aqua (bnpparibas-am.com).

Derivatives and Securities Financing Transactions

Core Financial Derivative Instruments may be used for efficient portfolio management and hedging as described in points 2 and 3 of Appendix 2 of Book I.

Information relating to SFDR and Taxonomy Regulation

The sub-fund has a sustainable investment objective in accordance with article 9 of SFDR and it will make a minimum of sustainable investments with environmental objectives and/or social objectives.

INFORMATION ABOUT SUSTAINABLE INVESTMENT RELATING TO THIS SUB-FUND IS AVAILABLE IN THE ANNEX OF THE PROSPECTUS SET OUT IN BOOK III.

A summary of the commitments is also available in Appendix 5 of Book I.

Risk profile

Specific market risks:

- Concentration Risk
- Emerging Markets Risk
- Extra-Financial Criteria Investment Risk
- Equity Risk
- Liquidity Risk
- Risks related to investments in some countries
- Small Cap, Specialised or Restricted Sectors Risk

Specific risks related to investments in Mainland China

- Changes in PRC taxation risk
- Risks related to Stock Connect

Risks related to investments in CNH share categories

For an overview of generic risks, please refer to the Appendix 3 of Book I of the Prospectus.

Investor type profile

This sub-fund is suitable for investors who:

- ✓ Are looking for a diversification of their investments in equities;
- ✓ Are willing to accept higher market risks in order to potentially generate higher long-term returns;
- ✓ Can accept significant temporary losses;
- ✓ Can tolerate volatility;
- ✓ Have an investment horizon of 5 years.

BNP Paribas Funds Aqua

short-named BNP Paribas Aqua

Accounting Currency

EUR

Fees payable by the sub-fund

Category	Management (max)	Performance (max)	Distribution (max)	Other (max)	TAB ⁽¹⁾
Classic	1.75%	No	none	0.40%	0.05%
N	1.75%	No	0.75%	0.40%	0.05%
Privilege	0.90%	No	none	0.25%	0.05%
I	0.90%	No	none	0.20%	0.01%
Life	1.615%	No	none	0.20%	0.01%
X	0.60% ⁽²⁾	No	none	0.20%	0.01%
U	1.75%	No	none	0.40%	0.05%
UI	0.90%	No	none	0.20%	0.01%
B	1.75%	No	1.00%	0.40%	0.05%
K	1.75%	No	0.75%	0.40%	0.05%

(1) *Taxe d'abonnement. In addition, the Company may be subject to foreign UCI's tax, and/or other regulators levy, in the country where the sub-fund is registered for distribution.*

(2) *Paid in full to the non-group management entities only*

The complete list of shares offered is available on the website www.bnpparibas-am.com.

For each active share, a KID is available on the website www.bnpparibas-am.com

Additional information

Valuation Day:

For each day of the week on which banks are open for business in Luxembourg (a "Valuation Day"), there is a corresponding NAV which is dated the same day.

It is available at the Company's registered office, from local agents, and in any newspapers designated by the Board of Directors and the website www.bnpparibas-am.com

Terms of subscription / conversion / redemption:

Subscription, redemption and conversion orders will be processed at an unknown net asset value in accordance with the rules set out below, only on Valuation Days, and the time mentioned is Luxembourg time.

Centralisation of orders ⁽²⁾	Orders Trade Date	NAV calculation and publication date	Orders Settlement Date
16:00 CET for STP orders, 12:00 CET for non STP orders on the Valuation Day (D)	Valuation Day (D)	Day after the Valuation Day (D+1)	Maximum three bank business days after the Valuation Day (D+3) ⁽¹⁾

(1) *If the settlement day is a currency holiday, the settlement will occur the following business day.*

Each time the "Orders Settlement Date" occurs before or on the same day of the "NAV calculation and publication date", the "Orders Settlement Date" will instead happen the next bank business day following the "NAV calculation and publication date."

(2) *Centralisation for December 24 and 31 will be exceptionally advanced to 12:00 CET for STP orders due to an early closure of markets.*

Historical information:

Sub-fund launched on 3 July 2015 by transfer of "Privilege" and "I" categories of the "Equity World Aqua" sub-fund of the sicav BNP Paribas L1

Absorption on 29 September 2017 of the "Equity World Aqua" sub-fund of the sicav BNP Paribas L1

Taxation:

Potential shareholders are recommended to seek full information in their country of origin, place of residence or domicile on the possible tax consequences associated with their investment.

BNP Paribas Funds Asia High Yield Bond

short-named BNP Paribas Asia High Yield Bond

Investment objective

Increase the value of its assets over the medium term by investing primarily in Asian High Yield bonds.

Benchmark

The J.P. Morgan Asia Credit Non-Investment Grade Index is used for performance comparison only.

The sub-fund is not benchmark-constrained and its performance may deviate significantly from that of the benchmark.

Investment policy

This sub-fund invests at least 2/3 of its assets in bonds that are rated below Baa3 (Moody's) or BBB- (S&P / Fitch) of sovereign, quasi-sovereign and corporate issuers. Quasi-sovereign and corporate issuers will have their registered offices in or conduct the majority of their business activity in Asia. The sub-fund may invest in distressed securities. In any case, distressed securities will never represent more than 10% of the assets.

The remaining portion, namely a maximum of 1/3 of its assets, may be invested in any other bonds, money market instruments, and up to 10% of its assets may be invested in UCITS or UCIs.

In respect of the above investments limits, the sub-fund's investments into bonds traded on the China Interbank Bond market may reach up to 10% of its assets.

The sub-fund may hold ancillary liquid assets within the limits and conditions described in Book I, Appendix 1 – Eligible Assets, point 7.

Sustainable Investment policy

The Investment Manager applies BNP PARIBAS ASSET MANAGEMENT's Sustainable Investment Policy, which takes into account Environmental, Social and Governance (ESG) criteria in the investment process of the sub-fund, as set out in Book I.

The sub-fund respects the Minimum Extra-Financial Analysis coverage rate, as set out in Book I.

The average portfolio ESG score of the sub-fund is higher than the one of its investment universe.

Derivatives and Securities Financing Transactions

Core financial derivative instruments, and CDS may be used for efficient portfolio management and hedging as described in points 2 and 3 of Appendix 2 of Book I.

Information relating to SFDR and Taxonomy Regulation

The sub-fund promotes environmental and / or social characteristics, provided that the companies in which the investments are made follow good governance practices, in accordance with article 8 of SFDR, and it will have a minimum proportion of its assets considered as sustainable investments within the meaning of SFDR.

INFORMATION ABOUT THE ENVIRONMENTAL OR SOCIAL CHARACTERISTICS RELATING TO THIS SUB-FUND IS AVAILABLE IN THE ANNEX OF THE PROSPECTUS SET OUT IN BOOK III.

A summary of the commitments is also available in Appendix 5 of Book I.

Risk profile

Specific market risks:

- Credit Risk
- Distressed Securities Risk
- Emerging Markets Risk
- Extra-Financial Criteria Investment Risk
- High Yield Bond Risk
- Liquidity Risk

Specific risks related to investments in Mainland China

- Changes in PRC taxation risk
- Risk related to Direct CIBM Access

For an overview of generic risks, please refer to the Appendix 3 of Book I of the Prospectus.

Investor type profile

This sub-fund is suitable for investors who:

- ✓ Are looking for a diversification of their investments in fixed income securities;
- ✓ Can accept low to medium market risks;
- ✓ Have an investment horizon of 5 years.

Accounting Currency

USD

BNP Paribas Funds Asia High Yield Bond
short-named BNP Paribas Asia High Yield Bond

Fees payable by the sub-fund

Category	Management (max)	Performance (max)	Distribution (max)	Other (max)	TAB ⁽¹⁾
Classic	1.15%	No	none	0.30%	0.05%
N	1.15%	No	0.50%	0.30%	0.05%
Privilege	0.60%	No	none	0.20%	0.05%
I	0.55%	No	none	0.17%	0.01%
X	none	No	none	0.17%	0.01%

(1) *Taxe d'abonnement. In addition, the Company may be subject to foreign UCI's tax, and/or other regulators levy, in the country where the sub-fund is registered for distribution.*

The complete list of shares offered is available on the website www.bnpparibas-am.com

For each active share, a KID is available on the website www.bnpparibas-am.com

Additional information**Valuation Day:**

For each day of the week on which banks are open for business in Luxembourg (a "Valuation Day"), there is a corresponding NAV which is dated the same day.

It is available at the Company's registered office, from local agents, and in any newspapers designated by the Board of Directors and the website www.bnpparibas-am.com.

Terms of subscription / conversion / redemption:

Subscription, redemption and conversion orders will be processed at an unknown net asset value in accordance with the rules set out below, only on Valuation Days, and the time mentioned is Luxembourg time.

Centralisation of orders ⁽²⁾	Orders Trade Date	NAV calculation and publication date	Orders Settlement Date
16:00 CET for STP orders, 12:00 CET for non STP orders on the Valuation Day (D)	Valuation Day (D)	Day after the Valuation Day (D+1)	Maximum three bank business days after the Valuation Day (D+3) ⁽¹⁾

(1) *If the settlement day is a currency holiday, the settlement will occur the following business day.*

Each time the "Orders Settlement Date" occurs before or on the same day of the "NAV calculation and publication date", the "Orders Settlement Date" will instead happen the next bank business day following the "NAV calculation and publication date."

(2) *Centralisation for December 24 and 31 will be exceptionally advanced to 12:00 CET for STP orders due to an early closure of markets.*

Historical information:

Sub-fund launched on 18 May 2022

Taxation:

Potential shareholders are recommended to seek full information in their country of origin, place of residence or domicile on the possible tax consequences associated with their investment.

BNP Paribas Funds Asia Tech Innovators

short-named BNP Paribas Asia Tech Innovators

Investment objective

Increase the value of its assets over the medium term by investing primarily in technological and innovative companies, headquartered or operating in Asia (excluding Japan).

Benchmark

The MSCI All Countries Asia ex-Japan (USD) NR Index is used for performance comparison.

The sub-fund is not benchmark-constrained and its performance may deviate significantly from that of the benchmark.

Investment policy

At all times, this sub-fund invests at least 75% of its assets in equities and/or equity equivalent securities issued by companies that have their registered offices or conduct the majority of their business activities in Asia (excluding Japan), which enable or profit from technology and innovation, including but not limited to innovative technologies, innovative configuration, innovative offering, innovative experience, and environmental innovation, in business sectors including but not limited to, consumption, communication services, health care and financials.

The remaining portion, namely a maximum of 25% of its assets, may be invested in any other equity linked instruments (which include, but are not limited to, ADR, P-Notes, and GDR and ETF) and money market instruments, provided that investments in debt securities of any kind do not exceed 15% of its assets, and up to 10% of its assets may be invested in UCITS or UCIs.

In respect of the above investments limits, the sub-fund's overall exposure (via both direct and indirect investments) to mainland China securities will not exceed 40% of its assets by investments in "China A-Shares" via the Stock Connect.

The sub-fund may hold ancillary liquid assets within the limits and conditions described in Book I, Appendix 1 – Eligible Assets, point 7.

Sustainable Investment policy

The Investment Manager applies BNP PARIBAS ASSET MANAGEMENT's Sustainable Investment Policy, which takes into account Environmental, Social and Governance (ESG) criteria in the investment process of the sub-fund, as set out in Book I.

The average portfolio ESG score of the sub-fund is higher than the one of its investment universe.

The ESG criteria only apply to direct equity investments in the sub-fund and not to any other assets.

Derivatives and Securities Financing Transactions

Core financial derivative instruments and warrants may be used for efficient portfolio management, and hedging, as described in points 2 and 3 of Appendix 2 of Book I.

Information relating to SFDR and Taxonomy Regulation

The sub-fund promotes environmental and / or social characteristics, provided that the companies in which the investments are made follow good governance practices, in accordance with article 8 of SFDR, and it will have a minimum proportion of its assets considered as sustainable investments within the meaning of SFDR.

INFORMATION ABOUT THE ENVIRONMENTAL OR SOCIAL CHARACTERISTICS RELATING TO THIS SUB-FUND IS AVAILABLE IN THE ANNEX OF THE PROSPECTUS SET OUT IN BOOK III.

A summary of the commitments is also available in Appendix 5 of Book I.

Risk profile

Specific market risks:

- Emerging Markets Risk
- Extra-Financial Criteria Investment Risk
- Equity Risk
- Risks related to investments in some countries
- Warrant Risk

Specific risks related to investments in Mainland China

- Changes in PRC taxation risk
- Risks related to Stock Connect

For an overview of generic risks, please refer to the Appendix 3 of Book I of the Prospectus.

Investor type profile

This sub-fund is suitable for investors who:

- ✓ Are looking for a diversification of their investments in equities;
- ✓ Are willing to accept higher market risks in order to potentially generate higher long-term returns;
- ✓ Can accept significant temporary losses;
- ✓ Can tolerate volatility;
- ✓ Have an investment horizon of 5 years.

Accounting Currency

USD

BNP Paribas Funds Asia Tech Innovators
short-named BNP Paribas Asia Tech Innovators

Fees payable by the sub-fund

Category	Management (max)	Performance (max)	Distribution (max)	Other (max)	TAB ⁽¹⁾
Classic	1.75%	No	none	0.40%	0.05%
N	1.75%	No	0.75%	0.40%	0.05%
Privilege	0.90%	No	none	0.25%	0.05%
I	0.85%	No	none	0.20%	0.01%
X	none	No	none	0.20%	0.01%

(1) *Taxe d'abonnement. In addition, the Company may be subject to foreign UCI's tax, and/or other regulators levy, in the country where the sub-fund is registered for distribution.*

The complete list of shares offered is available on the website www.bnpparibas-am.com

For each active share, a KID is available on the website www.bnpparibas-am.com

Additional information**Valuation Day:**

For each day of the week on which banks are open for business in Luxembourg (a "Valuation Day"), there is a corresponding NAV which is dated the same day.

It is available at the Company's registered office, from local agents, and in any newspapers designated by the Board of Directors and the website www.bnpparibas-am.com.

Terms of subscription / conversion / redemption:

Subscription, redemption and conversion orders will be processed at an unknown net asset value in accordance with the rules set out below, only on Valuation Days, and the time mentioned is Luxembourg time.

Centralisation of orders ⁽²⁾	Orders Trade Date	NAV calculation and publication date	Orders Settlement Date
16:00 CET for STP orders, 12:00 CET for non STP orders on the Valuation Day (D)	Valuation Day (D)	Day after the Valuation Day (D+1)	Maximum three bank business days after the Valuation Day (D+3) ⁽¹⁾

(1) *If the settlement day is a currency holiday, the settlement will occur the following business day.*

Each time the "Orders Settlement Date" occurs before or on the same day of the "NAV calculation and publication date", the "Orders Settlement Date" will instead happen the next bank business day following the "NAV calculation and publication date."

(2) *Centralisation for December 24 and 31 will be exceptionally advanced to 12:00 CET for STP orders due to an early closure of markets.*

Historical information:

Sub-fund launched on 18 November 2022 by the absorption of the "Asia ex-Japan Small Cap" sub-fund of the Company.

Taxation:

Potential shareholders are recommended to seek full information in their country of origin, place of residence or domicile on the possible tax consequences associated with their investment.

BNP Paribas Funds Belgium Equity

short-named BNP Paribas Belgium Equity

Investment objective

Increase the value of its assets over the medium term by investing primarily in Belgium equities.

Investment policy

At all times, this sub-fund invests at least 75% of its assets in equities and/or equity equivalent securities issued by companies that have their registered offices or conduct the majority of their business activities in Belgium.

The remaining portion, namely a maximum of 25% of its assets, may be invested in other European equities and money market instruments provided that investments in debt securities of any kind do not exceed 15% of its assets, and up to 10% of its assets may be invested in UCITS or UCIs.

The sub-fund may hold ancillary liquid assets within the limits and conditions described in Book I, Appendix 1 – Eligible Assets, point 7.

Sustainable Investment policy

The Investment Manager applies BNP PARIBAS ASSET MANAGEMENT's Sustainable Investment Policy, which takes into account Environmental, Social and Governance (ESG) criteria in the investment process of the sub-fund as set out in Book I.

The sub-fund respects the Minimum Extra-Financial Analysis coverage rate, as set out in Book I.

The average portfolio ESG score of the sub-fund is higher than the one of its investment universe.

The average portfolio carbon footprint of the sub-fund is improved by at least 15% compared to its investment universe.

Derivatives and Securities Financing Transactions

Core Financial Derivative Instruments may be used for efficient portfolio management and hedging as described in points 2 and 3 of Appendix 2 of Book I.

Information relating to SFDR and Taxonomy Regulation

The sub-fund promotes environmental and / or social characteristics, provided that the companies in which the investments are made follow good governance practices, in accordance with article 8 of SFDR, and it will have a minimum proportion of its assets considered as sustainable investments within the meaning of SFDR.

INFORMATION ABOUT THE ENVIRONMENTAL OR SOCIAL CHARACTERISTICS RELATING TO THIS SUB-FUND IS AVAILABLE IN THE ANNEX OF THE PROSPECTUS SET OUT IN BOOK III.

A summary of the commitments is also available in Appendix 5 of Book I.

Risk profile

Specific market risks:

- Concentration Risk
- Extra-Financial Criteria Investment Risk
- Equity Risk
- Liquidity Risk

For an overview of generic risks, please refer to the Appendix 3 of Book I of the Prospectus.

Investor type profile

This sub-fund is suitable for investors who:

- ✓ Are looking to add a single country holding to an existing diversified portfolio;
- ✓ Are willing to accept higher market risks in order to potentially generate higher long-term returns;
- ✓ Can accept significant temporary losses;
- ✓ Can tolerate volatility;
- ✓ Have an investment horizon of 5 years.

Accounting Currency

EUR

Fees payable by the sub-fund

Category	Management (max)	Performance (max)	Distribution (max)	Other (max)	TAB ⁽¹⁾
Classic	1.25%	No	none	0.3375%	0.05%
N	1.25%	No	0.75%	0.3375%	0.05%
Privilege	0.60%	No	none	0.25%	0.05%
I	0.60%	No	none	0.20%	0.01%
X	none	No	none	0.20%	0.01%

(1) *Taxe d'abonnement. In addition, the Company may be subject to foreign UCI's tax, and/or other regulators levy, in the country where the sub-fund is registered for distribution.*

The complete list of shares offered is available on the website www.bnpparibas-am.com

For each active share, a KID is available on the website www.bnpparibas-am.com

BNP Paribas Funds Belgium Equity

short-named BNP Paribas Belgium Equity

Additional information

Valuation Day:

For each day of the week on which banks are open for business in Luxembourg (a "Valuation Day"), there is a corresponding NAV which is dated the same day, except if the Brussels Stock Exchange is closed.

It is available at the Company's registered office, from local agents, and in any newspapers designated by the Board of Directors and the website www.bnpparibas-am.com

Terms of subscription / conversion / redemption:

Subscription, redemption and conversion orders will be processed at an unknown net asset value in accordance with the rules set out below, only on Valuation Days, and the time mentioned is Luxembourg time.

Centralisation of orders ⁽²⁾	Orders Trade Date	NAV calculation and publication date	Orders Settlement Date
16:00 CET for STP orders, 12:00 CET for non STP orders on the Valuation Day (D)	Valuation Day (D)	Day after the Valuation Day (D+1)	Maximum three bank business days after the Valuation Day (D+3) ⁽¹⁾

(1) *If the settlement day is a currency holiday, the settlement will occur the following business day.*

Each time the "Orders Settlement Date" occurs before or on the same day of the "NAV calculation and publication date", the "Orders Settlement Date" will instead happen the next bank business day following the "NAV calculation and publication date."

(2) *Centralisation for December 24 and 31 will be exceptionally advanced to 12:00 CET for STP orders due to an early closure of markets.*

Historical information:

Sub-fund launched with the name "Equity Belgium" on 25 November 2016 into the sicav BNP Paribas L1 by transfer of the "Equity Belgium" sub-fund of the Belgian sicav BNP PARIBAS B FUND I

Transfer into the Company on 25 October 2019 with the current name

Taxation:

Potential shareholders are recommended to seek full information in their country of origin, place of residence or domicile on the possible tax consequences associated with their investment.

BNP Paribas Funds Brazil Equity

short-named BNP Paribas Brazil Equity

Investment objective

Increase the value of its assets over the medium term by investing primarily in Brazilian equities.

Investment policy

At all times, this sub-fund invests at least 75% of its assets in equities and/or equity equivalent securities issued by companies that have their registered office or conduct a significant proportion of their business in Brazil.

The remaining portion, namely a maximum of 25% of its assets, may be invested in any other transferable securities, money market instruments, and also, within a limit of 15% of the assets, in debt securities of any kind and, within a limit of 10% of the assets, in UCITS or UCIs.

The sub-fund may hold ancillary liquid assets within the limits and conditions described in Book I, Appendix 1 – Eligible Assets, point 7.

Sustainable Investment policy

The Investment Manager applies BNP PARIBAS ASSET MANAGEMENT's Sustainable Investment Policy, which takes into account Environmental, Social and Governance (ESG) criteria in the investment process of the sub-fund, as set out in Book I.

The sub-fund respects the Minimum Extra-Financial Analysis coverage rate, as set out in Book I.

The average portfolio ESG score of the sub-fund is higher than the one of its investment universe.

Derivatives and Securities Financing Transactions

Core financial derivative instruments may be used for efficient portfolio management and hedging as described in points 2 and 3 of Appendix 2 of Book I.

Information relating to SFDR and Taxonomy Regulation

The sub-fund promotes environmental and / or social characteristics, provided that the companies in which the investments are made follow good governance practices, in accordance with article 8 of SFDR, and it will have a minimum proportion of its assets considered as sustainable investments within the meaning of SFDR.

INFORMATION ABOUT THE ENVIRONMENTAL OR SOCIAL CHARACTERISTICS RELATING TO THIS SUB-FUND IS AVAILABLE IN THE ANNEX OF THE PROSPECTUS SET OUT IN BOOK III.

A summary of the commitments is also available in Appendix 5 of Book I.

Risk profile

Specific market risks:

- Concentration Risk
- Emerging Markets Risk
- Extra-Financial Criteria Investment Risk
- Equity Risk
- Risks Related to investments in some countries

For an overview of the generic risks, please refer to the Appendix 3 of the Book I of the Prospectus.

Investor type profile

This sub-fund is suitable for investors who:

- ✓ Are looking to add a single country holding to an existing diversified portfolio;
- ✓ Are willing to accept higher market risks in order to potentially generate higher long-term returns;
- ✓ Can accept significant temporary losses;
- ✓ Can tolerate volatility;
- ✓ Have an investment horizon of 6 years.

Accounting Currency

USD

Fees payable by the sub-fund

Category	Management (max)	Performance (max)	Distribution (max)	Other (max)	TAB ⁽¹⁾
Classic	1.75%	No	none	0.40%	0.05%
N	1.75%	No	0.75%	0.40%	0.05%
Privilege	0.90%	No	none	0.25%	0.05%
I	0.90%	No	none	0.20%	0.01%
X	none	No	none	0.20%	0.01%

⁽¹⁾ *Taxe d'abonnement. In addition, the Company may be subject to foreign UCI's tax, and/or other regulators levy, in the country where the sub-fund is registered for distribution.*

The complete list of shares offered is available on the website www.bnpparibas-am.com

For each active share, a KID is available on the website www.bnpparibas-am.com

BNP Paribas Funds Brazil Equity

short-named BNP Paribas Brazil Equity

Additional information

Valuation Day:

For each day of the week on which banks are open for business in Luxembourg (a "Valuation Day"), there is a corresponding NAV which is dated the same day, except if the Sao Paulo stock exchange is closed.

It is available at the Company's registered office, from local agents, and in any newspapers designated by the Board of Directors and the website www.bnpparibas-am.com

Terms of subscription / conversion / redemption:

Subscription, redemption and conversion orders will be processed at an unknown net asset value in accordance with the rules set out below, only on Valuation Days, and the time mentioned is Luxembourg time.

Centralisation of orders ⁽²⁾	Orders Trade Date	NAV calculation and publication date	Orders Settlement Date
16:00 CET for STP orders, 12:00 CET for non STP orders on the Valuation Day (D)	Valuation Day (D)	Day after the Valuation Day (D+1)	Maximum three bank business days after the Valuation Day (D+3) ⁽¹⁾

(1) *If the settlement day is a currency holiday, the settlement will occur the following business day.*

Each time the "Orders Settlement Date" occurs before or on the same day of the "NAV calculation and publication date", the "Orders Settlement Date" will instead happen the next bank business day following the "NAV calculation and publication date."

(2) *Centralisation for December 24 and 31 will be exceptionally advanced for 12:00 CET for STP orders due to an early closure of markets.*

Historical information:

Sub-fund launched on 11 December 2006 with the name "Brazil"

Renamed "Equity Brazil" as from 1st September 2010

Absorption on 21 March 2011 of the "Equity Brazil" sub-fund of the sicav BNP Paribas L1

On 6 June 2014:

- "Privilege-CAP" shares split by 10
- "I-CAP" shares split by 1,000

Current name as from 30 August 2019

Absorption on 7 June 2024 of the "Latin America Equity" sub-fund of the Company

Taxation:

Potential shareholders are recommended to seek full information in their country of origin, place of residence or domicile on the possible tax consequences associated with their investment.

BNP Paribas Funds China A-Shares

short-named BNP Paribas China A-Shares

Investment objective

Increase the value of its assets over the medium term by investing primarily in mainland Chinese equities.

Investment policy

This sub-fund invests at least 75% of its assets in equities and/or equity equivalent securities issued by companies that have their registered offices or conduct the majority of their business activities in the People's Republic of China, or in divisions of shares, fully or partially paid up, in registered or bearer form, issued by such companies.

Exposure to Mainland China securities will mostly be made by investments via the FII and/or Stock Connect, and/or P-Notes.

The remaining portion, namely a maximum of 25% of its assets, may be invested in other equities, debt securities and Money Market Instruments provided that investments in debt securities of any kind do not exceed 15% of its assets, those in UCITS or UCIs 10% of its assets, and those in any other transferable securities 5% of its assets.

The sub-fund may hold ancillary liquid assets within the limits and conditions described in Book I, Appendix 1 – Eligible Assets, point 7.

Sustainable Investment policy

The Investment Manager applies BNP PARIBAS ASSET MANAGEMENT's Sustainable Investment Policy, which takes into account Environmental, Social and Governance (ESG) criteria in the investment process of the sub-fund, as set out in Book I.

The sub-fund respects the Minimum Extra-Financial Analysis coverage rate, as set out in Book I.

The average portfolio ESG score of the sub-fund is higher than the one of its investment universe.

Derivatives and Securities Financing Transactions

Core financial derivative instruments, and warrants, may be used for efficient portfolio management and hedging as described in points 2 and 3 of Appendix 2 of Book I.

Information relating to SFDR and Taxonomy Regulation

The sub-fund promotes environmental and / or social characteristics, provided that the companies in which the investments are made follow good governance practices, in accordance with article 8 of SFDR, and it will have a minimum proportion of its assets considered as sustainable investments within the meaning of SFDR.

INFORMATION ABOUT THE ENVIRONMENTAL OR SOCIAL CHARACTERISTICS RELATING TO THIS SUB-FUND IS AVAILABLE IN THE ANNEX OF THE PROSPECTUS SET OUT IN BOOK III.

A summary of the commitments is also available in Appendix 5 of Book I.

Risk profile

Specific market risks:

- Emerging Markets Risk
- Extra-Financial Criteria Investment Risk
- Equity Risk
- Risks related to investments in some countries
- Warrant Risk

Specific risks related to investments in Mainland China

- Changes in PRC taxation risk
- Risks related to FII investments
- Risks related to Stock Connect

For an overview of generic risks, please refer to the Appendix 3 of Book I of the Prospectus.

Investor type profile

This sub-fund is suitable for investors who:

- ✓ Are looking to add a single country holding to an existing diversified portfolio;
- ✓ Are willing to accept higher market risks in order to potentially generate higher long-term returns;
- ✓ Can accept significant temporary losses;
- ✓ Can tolerate volatility;
- ✓ Have an investment horizon of 6 years.

Accounting Currency

USD

Fees payable by the sub-fund

Category	Management (max)	Performance (max)	Distribution (max)	Other (max)	TAB ⁽¹⁾
Classic	1.75%	No	none	0.40%	0.05%
N	1.75%	No	0.75%	0.40%	0.05%
Privilege	0.90%	No	none	0.25%	0.05%

BNP Paribas Funds China A-Shares
short-named BNP Paribas China A-Shares

Category	Management (max)	Performance (max)	Distribution (max)	Other (max)	TAB ⁽¹⁾
I	0.85%	No	none	0.20%	0.01%
X	none	No	none	0.20%	0.01%

(1) *Taxe d'abonnement. In addition, the Company may be subject to foreign UCI's tax, and/or other regulators levy, in the country where the sub-fund is registered for distribution.*

The complete list of shares offered is available on the website www.bnpparibas-am.com

For each active share, a KID is available on the website www.bnpparibas-am.com

Additional information

Valuation Day:

For each day of the week on which banks are open for business in Luxembourg (a "Valuation Day"), there is a corresponding NAV which is dated the same day, except if the Shanghai and Shenzhen Stock Exchange are closed.

It is available at the Company's registered office, from local agents, and in any newspapers designated by the Board of Directors and the website www.bnpparibas-am.com

Terms of subscription / conversion / redemption:

Subscription, redemption and conversion orders will be processed at an unknown net asset value in accordance with the rules set out below, only on Valuation Days, and the time mentioned is Luxembourg time.

Centralisation of orders ⁽²⁾	Orders Trade Date	NAV calculation and publication date	Orders Settlement Date
16:00 CET for STP orders, 12:00 CET for non STP orders on the Valuation Day (D)	Valuation Day (D)	Day after the Valuation Day (D+1)	Maximum three bank business days after the Valuation Day (D+3) ⁽¹⁾

(1) *If the settlement day is a currency holiday, the settlement will occur the following business day.*

Each time the "Orders Settlement Date" occurs before or on the same day of the "NAV calculation and publication date", the "Orders Settlement Date" will instead happen the next bank business day following the "NAV calculation and publication date."

(2) *Centralisation for December 24 and 31 will be exceptionally advanced to 12:00 CET for STP orders due to an early closure of markets.*

Historical information:

Sub-fund launched on 14 December 2004 in the SICAV-AIF FLEXIFUND with the name "Equity China "A""

Transfer in the Company on 29 September 2017 with the name "Equity China A-Shares"

Current name as from 30 August 2019

Taxation:

Potential shareholders are recommended to seek full information in their country of origin, place of residence or domicile on the possible tax consequences associated with their investment.

BNP Paribas Funds China Equity

short-named BNP Paribas China Equity

Investment objective

Increase the value of its assets over the medium term by investing primarily in Chinese (including Hong Kong and Taiwan) equities.

Investment policy

At all times, this sub-fund invests at least 75% of its assets in equities and/or equity equivalent securities issued by companies that have their registered offices or conduct the majority of their business activities in China, Hong Kong or Taiwan.

The remaining portion, namely a maximum of 25% of its assets, may be invested in any other transferable securities and money market instruments provided that investments in debt securities of any kind do not exceed 15% of its assets, and up to 10% of its assets may be invested in UCITS or UCIs.

In respect of the above investments limits, the sub-fund's overall exposure (via both direct and indirect investments) to mainland China securities may reach up to 70% of its assets by investments in "China A-Shares" via the FII and/or Stock Connect.

The sub-fund may hold ancillary liquid assets within the limits and conditions described in Book I, Appendix 1 – Eligible Assets, point 7.

Sustainable Investment policy

The Investment Manager applies BNP PARIBAS ASSET MANAGEMENT's Sustainable Investment Policy, which takes into account Environmental, Social and Governance (ESG) criteria in the investment process of the sub-fund, as set out in Book I.

The sub-fund respects the Minimum Extra-Financial Analysis coverage rate, as set out in Book I.

The average portfolio ESG score of the sub-fund is higher than the one of its investment universe.

Derivatives and Securities Financing Transactions

Core financial derivative instruments, and warrants, may be used for efficient portfolio management and hedging as described in points 2 and 3 of Appendix 2 of Book I.

Information relating to SFDR and Taxonomy Regulation

The sub-fund promotes environmental and / or social characteristics, provided that the companies in which the investments are made follow good governance practices, in accordance with article 8 of SFDR, and it will have a minimum proportion of its assets considered as sustainable investments within the meaning of SFDR.

INFORMATION ABOUT THE ENVIRONMENTAL OR SOCIAL CHARACTERISTICS RELATING TO THIS SUB-FUND IS AVAILABLE IN THE ANNEX OF THE PROSPECTUS SET OUT IN BOOK III.

A summary of the commitments is also available in Appendix 5 of Book I.

Risk profile

Specific market risks:

- Emerging Markets Risk
- Extra-Financial Criteria Investment Risk
- Risks related to investments in some countries
- Warrant Risk

Specific risks related to investments in Mainland China

- Changes in PRC taxation risk
- Risks related to FII investments
- Risks related to Stock Connect

For an overview of generic risks, please refer to the Appendix 3 of Book I of the Prospectus.

Investor type profile

This sub-fund is suitable for investors who:

- ✓ Are looking to add a single country holding to an existing diversified portfolio;
- ✓ Are willing to accept higher market risks in order to potentially generate higher long-term returns;
- ✓ Can accept significant temporary losses;
- ✓ Can tolerate volatility;
- ✓ Have an investment horizon of 5 years.

Accounting Currency

USD

Fees payable by the sub-fund

Category	Management (max)	Performance (max)	Distribution (max)	Other (max)	TAB ⁽¹⁾
Classic	1.75%	No	none	0.40%	0.05%
N	1.75%	No	0.75%	0.40%	0.05%
Privilege	0.90%	No	none	0.25%	0.05%
I	0.90%	No	none	0.20%	0.01%

BNP Paribas Funds China Equity
short-named BNP Paribas China Equity

Category	Management (max)	Performance (max)	Distribution (max)	Other (max)	TAB ⁽¹⁾
X	none	No	none	0.20%	0.01%
K	1.75%	No	0.75%	0.40%	0.05%

(1) *Taxe d'abonnement. In addition, the Company may be subject to foreign UCI's tax, and/or other regulators levy, in the country where the sub-fund is registered for distribution.*

The complete list of shares offered is available on the website www.bnpparibas-am.com

For each active share, a KID is available on the website www.bnpparibas-am.com

Additional information

Valuation Day:

For each day of the week on which banks are open for business in Luxembourg (a "Valuation Day"), there is a corresponding NAV which is dated the same day, except if the Shanghai and Shenzhen Stock Exchange are closed.

It is available at the Company's registered office, from local agents, and in any newspapers designated by the Board of Directors and the website www.bnpparibas-am.com

Terms of subscription / conversion / redemption:

Subscription, redemption and conversion orders will be processed at an unknown net asset value in accordance with the rules set out below, only on Valuation Days, and the time mentioned is Luxembourg time.

Centralisation of orders ⁽²⁾	Orders Trade Date	NAV calculation and publication date	Orders Settlement Date
16:00 CET for STP orders, 12:00 CET for non STP orders on the Valuation Day (D)	Valuation Day (D)	Day after the Valuation Day (D+1)	Maximum three bank business days after the Valuation Day (D+3) ⁽¹⁾

(1) *If the settlement day is a currency holiday, the settlement will occur the following business day.*

Each time the "Orders Settlement Date" occurs before or on the same day of the "NAV calculation and publication date", the "Orders Settlement Date" will instead happen the next bank business day following the "NAV calculation and publication date."

(2) *Centralisation for December 24 and 31 will be exceptionally advanced to 12:00 CET for STP orders due to an early closure of markets.*

Historical information:

Sub-fund launched on 9 June 1997 in the sicav INTERSELEX EQUITY (renamed INTERSELEX on 4 May 1998, FORTIS L FUND on 30 September 1999 and BNP Paribas L1 on 1 August 2010) with the name "Greater China"

Renamed "Equity Greater China" on 4 May 1998

Absorption on 17 November 2008 of the "China Equity Fund" sub-fund of the sicav ABN AMRO Funds

Renamed "Equity China" as from 1 August 2010

Absorption on 18 July 2011 of the "Equity China" sub-fund of the Company

Absorption on 9 July 2012 of the "Equity China "B"" sub-fund of the sicav Primera Fund

Transfer in the Company on 17 May 2013.

Current name as from 30 August 2019

Taxation:

Potential shareholders are recommended to seek full information in their country of origin, place of residence or domicile on the possible tax consequences associated with their investment.

BNP Paribas Funds Climate Impact short-named BNP Paribas Climate Impact

Investment objective

Increase the value of its assets over the medium term by investing primarily in global companies involved in activities focused on delivering solutions for climate change and which aim at helping or accelerating the transition to a more sustainable economy.

Investment policy

This thematic sub-fund aims to invest in global companies that are delivering solutions to address climate change.

At all times, this sub-fund invests at least 75% of its assets in equities and/or equity equivalent securities, issued by global companies with business in activities focused on delivering solutions to address climate change. These activities include, but are not limited to:

- Solutions for lessening the effects of climate change – Alternative Energy, Energy Management & Efficiency, Transport Solutions, Sustainable Food & Agriculture, Resource Efficiency & Waste Management;
- Solutions for tackling direct consequences of climate change – Energy Systems Resilience, Water Supply Resilience, Agriculture, Aquaculture & Forestry Resilience, and Other Infrastructure Resilience;
- Solutions for tackling other challenges arising out of climate change – Information & Communications (Business Continuity Solutions, and Weather Monitoring & Forecasting), Financial Services, Health Care and other services.

The remaining portion, namely a maximum of 25% of its assets, may be invested in any other transferable securities (including P-Notes), money market instruments, and also, within a limit of 15% of the assets, in debt securities of any kind and, within a limit of 10% of the assets, in UCITS or UCIs.

In respect of the above investments limits, the sub-fund's investments into "China A-Shares" via the Stock Connect may reach up to 20% of its assets.

The sub-fund may be exposed to emerging markets up to 30% of its assets, including exposure to China.

The sub-fund may hold ancillary liquid assets within the limits and conditions described in Book I, Appendix 1 – Eligible Assets, point 7.

Sustainable Investment policy

The Investment Manager applies BNP PARIBAS ASSET MANAGEMENT's Sustainable Investment Policy, which takes into account Environmental, Social and Governance (ESG) criteria in the investment process of the sub-fund as set out in Book I.

The ESG analysis applies to at least 90% of the issuers in the portfolio (excluding ancillary liquid assets) and along with its thematic focus leads to a reduction of at least 20% of the investment universe, being companies delivering solutions to climate change. This approach is supported by an active program of engagement with companies on a range of ESG factors, as well as proxy voting.

Environmental contribution measurement and reporting* is also undertaken to provide post-investment evidence of the intention to help accelerate the transition to a more sustainable economy.

* *The extra financial report is available on the following link: BNP Paribas Climate Impact (bnpparibas-am.com)*

Derivatives and Securities Financing Transactions

Core financial derivative instruments may be used for efficient portfolio management and hedging as described in points 2 and 3 of Appendix 2 of Book I.

Information relating to SFDR and Taxonomy Regulation

The sub-fund has a sustainable investment objective in accordance with article 9 of SFDR and it will make a minimum of sustainable investments with environmental objectives and/or social objectives.

INFORMATION ABOUT SUSTAINABLE INVESTMENT RELATING TO THIS SUB-FUND IS AVAILABLE IN THE ANNEX OF THE PROSPECTUS SET OUT IN BOOK III.

A summary of the commitments is also available in Appendix 5 of Book I.

Risk profile

Specific market risks:

- Concentration Risk
- Emerging Markets Risk
- Extra-Financial Criteria Investment Risk
- Equity Risk
- Liquidity Risk
- Small Cap, Specialised or Restricted Sectors Risk

Specific risks related to investments in Mainland China

- Changes in PRC taxation risk
- Risks related to Stock Connect

Risks related to investments in CNH share categories

For an overview of the generic risks, please refer to the Appendix 3 of the Book I of the Prospectus.

BNP Paribas Funds Climate Impact short-named BNP Paribas Climate Impact

Investor type profile

This sub-fund is suitable for investors who:

- ✓ Are looking for a diversification of their investments in equities;
- ✓ Are willing to accept higher market risks in order to potentially generate higher long-term returns;
- ✓ Can accept significant temporary losses;
- ✓ Can tolerate volatility;
- ✓ Have an investment horizon of 5 years.

Accounting Currency

EUR

Fees payable by the sub-fund

Category	Management (max)	Performance (max)	Distribution (max)	Other (max)	TAB ⁽¹⁾
Classic	2.20%	No	none	0.40%	0.05%
N	2.20%	No	0.75%	0.40%	0.05%
Privilege	1.10%	No	none	0.25%	0.05%
I	1.10%	No	none	0.20%	0.01%
I Plus	0.85%	No	none	0.20%	0.01%
X	0.60% ⁽²⁾	No	none	0.20%	0.01%
U	2.20%	No	none	0.40%	0.05%
K	2.20%	No	0.75%	0.40%	0.05%

(1) *Taxe d'abonnement. In addition, the Company may be subject to foreign UCI's tax, and/or other regulators levy, in the country where the sub-fund is registered for distribution.*

(2) *Paid in full to the non-group management entities only*

The complete list of shares offered is available on the website www.bnpparibas-am.com

For each active share, a KID is available on the website www.bnpparibas-am.com

Additional information

Valuation Day:

For each day of the week on which banks are open for business in Luxembourg (a "Valuation Day"), there is a corresponding NAV which is dated the same day.

It is available at the Company's registered office, from local agents, and in any newspapers designated by the Board of Directors and the website www.bnpparibas-am.com

Terms of subscription / conversion / redemption:

Subscription, redemption and conversion orders will be processed at an unknown net asset value in accordance with the rules set out below, only on Valuation Days, and the time mentioned is Luxembourg time.

Centralisation of orders ⁽²⁾	Orders Trade Date	NAV calculation and publication date	Orders Settlement Date
16:00 CET for STP orders, 12:00 CET for non STP orders on the Valuation Day (D)	Valuation Day (D)	Day after the Valuation Day (D+1)	Maximum three bank business days after the Valuation Day (D+3) ⁽¹⁾

(1) *If the settlement day is a currency holiday, the settlement will occur the following business day.*

Each time the "Orders Settlement Date" occurs before or on the same day of the "NAV calculation and publication date", the "Orders Settlement Date" will instead happen the next bank business day following the "NAV calculation and publication date."

(2) *Centralisation for December 24 and 31 will be exceptionally advanced to 12:00 CET for STP orders due to an early closure of markets.*

Historical information:

Sub-fund launched on 30 May 2006 with the name "Environmental Opportunities" into the sicav PARWORLD

Transfer into the Company on 12 November 2009

"I-CAP" shares split by 1,000 on 6 June 2014

Current name as from 2 November 2016

Taxation:

Potential shareholders are recommended to seek full information in their country of origin, place of residence or domicile on the possible tax consequences associated with their investment.

BNP Paribas Funds Consumer Innovators

short-named BNP Paribas Consumer Innovators

Investment objective

Increase the value of its assets over the medium term by investing primarily in companies which innovate and benefit from secular consumer growth trends.

Investment policy

At all times, this sub-fund invests at least 75% of its assets in equities and/or equity equivalent securities issued worldwide by companies which innovate and benefit from secular consumer growth trends, including but not limited to major demographic shifts, digitalization, customization & experience, health & wellness and responsibility.

The remaining portion, namely a maximum of 25% of its assets, may be invested in any other transferable securities and money market instruments provided that investments in debt securities of any kind do not exceed 15% of its assets, and up to 10% of its assets may be invested in UCITS or UCIs.

The sub-fund may hold ancillary liquid assets within the limits and conditions described in Book I, Appendix 1 – Eligible Assets, point 7.

Sustainable Investment policy

The Investment Manager applies BNP PARIBAS ASSET MANAGEMENT's Sustainable Investment Policy, which takes into account Environmental, Social and Governance (ESG) criteria in the investment process of the sub-fund, as set out in Book I.

The sub-fund respects the Minimum Extra-Financial Analysis coverage rate, as set out in Book I.

The average portfolio ESG score of the sub-fund is higher than the one of its investment universe.

Derivatives and Securities Financing Transactions

Core financial derivative instruments may be used for efficient portfolio management and hedging as described in points 2 and 3 of Appendix 2 of Book I.

Information relating to SFDR and Taxonomy Regulation

The sub-fund promotes environmental and / or social characteristics, provided that the companies in which the investments are made follow good governance practices, in accordance with article 8 of SFDR, and it will have a minimum proportion of its assets considered as sustainable investments within the meaning of SFDR.

INFORMATION ABOUT THE ENVIRONMENTAL OR SOCIAL CHARACTERISTICS RELATING TO THIS SUB-FUND IS AVAILABLE IN THE ANNEX OF THE PROSPECTUS SET OUT IN BOOK III.

A summary of the commitments is also available in Appendix 5 of Book I.

Risk profile

Specific market risks:

- Concentration Risk
- Extra-Financial Criteria Investment Risk
- Equity Risk
- Small Cap, Specialised or Restricted Sectors Risk

For an overview of generic risks, please refer to the Appendix 3 of Book I of the Prospectus.

Investor type profile

This sub-fund is suitable for investors who:

- ✓ Are looking for a diversification of their investments in equities;
- ✓ Are willing to accept higher market risks in order to potentially generate higher long-term returns;
- ✓ Can accept significant temporary losses;
- ✓ Can tolerate volatility;
- ✓ Have an investment horizon of 5 years.

Accounting Currency

EUR

Fees payable by the sub-fund

Category	Management (max)	Performance (max)	Distribution (max)	Other (max)	TAB ⁽¹⁾
Classic	1.50%	No	none	0.40%	0.05%
N	1.50%	No	0.75%	0.40%	0.05%
Privilege	0.75%	No	none	0.25%	0.05%
I	0.75%	No	none	0.20%	0.01%
X	none	No	none	0.20%	0.01%

BNP Paribas Funds Consumer Innovators
short-named BNP Paribas Consumer Innovators

Category	Management (max)	Performance (max)	Distribution (max)	Other (max)	TAB ⁽¹⁾
B	1.50%	No	1.00%	0.40%	0.05%
K	1.50%	No	0.75%	0.40%	0.05%

(1) *Taxe d'abonnement. In addition, the Company may be subject to foreign UCI's tax, and/or other regulators levy, in the country where the sub-fund is registered for distribution.*

The complete list of shares offered is available on the website www.bnpparibas-am.com

For each active share, a KID is available on the website www.bnpparibas-am.com

Additional information

Valuation Day:

For each day of the week on which banks are open for business in Luxembourg (a "Valuation Day"), there is a corresponding NAV which is dated the same day.

It is available at the Company's registered office, from local agents, and in any newspapers designated by the Board of Directors and the website www.bnpparibas-am.com

Terms of subscription / conversion / redemption:

Subscription, redemption and conversion orders will be processed at an unknown net asset value in accordance with the rules set out below, only on Valuation Days, and the time mentioned is Luxembourg time.

Centralisation of orders ⁽²⁾	Orders Trade Date	NAV calculation and publication date	Orders Settlement Date
16:00 CET for STP orders, 12:00 CET for non STP orders on the Valuation Day (D)	Valuation Day (D)	Day after the Valuation Day (D+1)	Maximum three bank business days after the Valuation Day (D+3) ⁽¹⁾

(1) *If the settlement day is a currency holiday, the settlement will occur the following business day.*

Each time the "Orders Settlement Date" occurs before or on the same day of the "NAV calculation and publication date", the "Orders Settlement Date" will instead happen the next bank business day following the "NAV calculation and publication date."

(2) *Centralisation for December 24 and 31 will be exceptionally advanced to 12:00 CET for STP orders due to an early closure of markets.*

Historical information:

Sub-fund launched on 17 May 1999 in the sicav Interselex (renamed FORTIS L FUND on 30 September 1999 and BNP Paribas L1 on 1 August 2010) with the name "Equity Leisure & Media"

Renamed "Leisure & Media World" on 30 September 1999

Renamed "Equity Consumer Durables World" on 4 November 2002

Absorption on 17 November 2008 of the "Durable & Luxury Goods Fund" sub-fund of the sicav ABN AMRO Funds

Renamed "Equity World Consumer Durables" on 1st September 2010

Absorption on 18 July 2011 of the "Equity Global Brands" sub-fund of the Company

Transfer in the Company on 27 May 2013

Absorption on 3 June 2013 of the "Equity Europe Consumer Durables", "Equity Europe Consumer Goods" and "Equity World Consumer Goods" sub-funds of the sicav BNP Paribas L1

Transformation into "Consumer Innovators" on 16 November 2017

Absorption on 22 November 2019 of the "Finance Innovators" sub-fund of the Company

Taxation:

Potential shareholders are recommended to seek full information in their country of origin, place of residence or domicile on the possible tax consequences associated with their investment.

BNP Paribas Funds Disruptive Technology

short-named BNP Paribas Disruptive Technology

Investment objective

Increase the value of its assets over the medium term by investing primarily in innovative technology companies.

Investment policy

At all times, this sub-fund invests at least 75% of its assets in equities and/or equity equivalent securities issued by worldwide companies which enable or profit from innovative technologies, including but not limited to (i) artificial intelligence, (ii) cloud computing, and (iii) robotics.

The remaining portion, namely a maximum of 25% of its assets, may be invested in any other transferable securities and money market instruments provided that investments in debt securities of any kind do not exceed 15% of its assets, and up to 10% of its assets may be invested in UCITS or UCIs.

In respect of the above investment limits, the sub-fund's investments in "China A-Shares" via the Stock Connect will not exceed 20% of its assets. The sub-fund may be exposed to emerging markets up to 20% of its assets, including exposure to China.

The sub-fund may hold ancillary liquid assets within the limits and conditions described in Book I, Appendix 1 – Eligible Assets, point 7.

Sustainable Investment policy

The Investment Manager applies BNP PARIBAS ASSET MANAGEMENT's Sustainable Investment Policy, which takes into account Environmental, Social and Governance (ESG) criteria in the investment process of the sub-fund, as set out in Book I.

The sub fund respects the Minimum Extra-Financial analysis coverage rate, as described in Book I.

The average portfolio ESG score of the sub-fund is higher than the one of its investment universe, being the large and mid-cap companies across the main markets of developed countries.

Derivatives and Securities Financing Transactions

Core financial derivative instruments may be used for efficient portfolio management and hedging as described in points 2 and 3 of Appendix 2 of Book I.

Information relating to SFDR and Taxonomy Regulation

The sub-fund promotes environmental and / or social characteristics, provided that the companies in which the investments are made follow good governance practices, in accordance with article 8 of SFDR, and it will have a minimum proportion of its assets considered as sustainable investments within the meaning of SFDR.

INFORMATION ABOUT THE ENVIRONMENTAL OR SOCIAL CHARACTERISTICS RELATING TO THIS SUB-FUND IS AVAILABLE IN THE ANNEX OF THE PROSPECTUS SET OUT IN BOOK III.

A summary of the commitments is also available in Appendix 5 of Book I.

Risk profile

Specific market risks:

- Concentration Risk
- Emerging Markets Risk
- Extra-Financial Criteria Investment Risk
- Equity Risk
- Small Cap, Specialised or Restricted Sectors Risk

Specific risks related to investments in Mainland China

- Changes in PRC taxation risk
- Risks related to Stock Connect

For an overview of generic risks, please refer to the Appendix 3 of Book I of the Prospectus.

Investor type profile

This sub-fund is suitable for investors who:

- ✓ Are looking for a diversification of their investments in equities;
- ✓ Are willing to accept higher market risks in order to potentially generate higher long-term returns;
- ✓ Can accept significant temporary losses;
- ✓ Can tolerate volatility;
- ✓ Have an investment horizon of 5 years.

Accounting Currency

EUR

Fees payable by the sub-fund

Category	Management (max)	Performance (max)	Distribution (max)	Other (max)	TAB ⁽¹⁾
Classic	1.50%	No	none	0.40%	0.05%
N	1.50%	No	0.75%	0.40%	0.05%

BNP Paribas Funds Disruptive Technology

short-named BNP Paribas Disruptive Technology

Category	Management (max)	Performance (max)	Distribution (max)	Other (max)	TAB ⁽¹⁾
Privilege	0.75%	No	none	0.25%	0.05%
I	0.75%	No	none	0.20%	0.01%
I Plus	0.60%	No	none	0.20%	0.01%
X	none	No	none	0.20%	0.01%
UP	0.75%	No	none	0.25%	0.05%
UI ⁽²⁾	0.75%	No	none	0.25%	0.01%
B	1.50%	No	1.00%	0.40%	0.05%
K	1.50%	No	0.75%	0.40%	0.05%

(1) *Taxe d'abonnement. In addition, the Company may be subject to foreign UCI's tax, and/or other regulators levy, in the country where the sub-fund is registered for distribution.*

(2) *With specific Entry Fee of max. 3% payable by the authorised investor.*

The complete list of shares offered is available on the website www.bnpparibas-am.com

For each active share, a KID is available on the website www.bnpparibas-am.com

Additional information

Valuation Day:

For each day of the week on which banks are open for business in Luxembourg (a "Valuation Day"), there is a corresponding NAV which is dated the same day.

It is available at the Company's registered office, from local agents, and in any newspapers designated by the Board of Directors and the website www.bnpparibas-am.com

Terms of subscription / conversion / redemption:

Subscription, redemption and conversion orders will be processed at an unknown net asset value in accordance with the rules set out below, only on Valuation Days, and the time mentioned is Luxembourg time.

Centralisation of orders ⁽²⁾	Orders Trade Date	NAV calculation and publication date	Orders Settlement Date
16:00 CET for STP orders, 12:00 CET for non STP orders on the Valuation Day (D)	Valuation Day (D)	Day after the Valuation Day (D+1)	Maximum three bank business days after the Valuation Day (D+3) ⁽¹⁾

(1) *If the settlement day is a currency holiday, the settlement will occur the following business day.*

Each time the "Orders Settlement Date" occurs before or on the same day of the "NAV calculation and publication date", the "Orders Settlement Date" will instead happen the next bank business day following the "NAV calculation and publication date."

(2) *Centralisation for December 24 and 31 will be exceptionally advanced to 12:00 CET for STP orders due to an early closure of markets.*

Historical information:

Sub-fund launched on 12 May 1997 in the sicav G-Equity Fund with the name "G-Technology Equity"

Transfer on 4 May 1998 into the sicav INTERSELEX (renamed FORTIS L FUND on 30 September 1999 and BNP Paribas L1 on 1 August 2010) with the name "Equity Technology"

Renamed "Equity Technology World" on 30 September 1999

Absorption on 17 November 2008 of the "Information Technology Fund" sub-fund of the sicav ABN AMRO Funds

Renamed "Equity World Technology" on 1st September 2010

Transfer in the Company on 17 May 2013

Absorption on 3 June 2013 of the "Equity World Technology Innovators" sub-fund of the Company and of the "Equity Europe Industrials", "Equity Europe Technology" and "Equity World Industrials" sub-funds of the sicav BNP Paribas L1

Transformation into "Disruptive Technology" on 16 November 2017

Absorption on 6 March 2020 of the "Telecom" sub-fund of the Company

On 19 May 2023, X NOK-CAP shares split by 1000.

Taxation:

Potential shareholders are recommended to seek full information in their country of origin, place of residence or domicile on the possible tax consequences associated with their investment.

BNP Paribas Funds Ecosystem Restoration

short-named BNP Paribas Ecosystem Restoration

Investment objective

Increase the value of its assets over the long term by investing primarily in companies engaging in the restoration and preservation of the world's ecosystems and natural capital.

Benchmark

The MSCI AC World (EUR) NR reference benchmark is used for long term performance comparison only.

The sub-fund is not benchmark-constrained and its performance may deviate significantly from that of the reference benchmark.

Investment policy

At all times, this thematic sub-fund invests at least 75% of its assets in equities and/or equity equivalent securities issued by companies globally that are providing solutions to the restoration of ecosystems through their products, services or processes.

The Ecosystem restoration themes include, but are not limited to, ocean health and clean water, smart agriculture and food innovation, and circular economy and eco-design.

- Ocean Health & Clean Water: This relates to aquatic ecosystems, which sustain the lives of billions of people, regulate climate, produces half our oxygen. Examples include desalination, smart irrigation and water flow control.
- Smart Agriculture & Food Innovation: This relates to terrestrial ecosystems, which provide the basis for life through food supply, habitats for organisms and biodiversity. Examples include animal health, smart farming and forestry management.
- Circular Economy & Eco-Design: This relates to the circular economy, which includes reducing, re-using and recycling materials to reduce waste and pollution. Examples include biodegradable plastics, textile recycling and waste management.

The remaining portion, namely a maximum of 25% of its assets, may be invested in any other transferable securities (including P Notes) and money market instruments, provided that investments in debt securities of any kind do not exceed 15% of its assets, and up to 10% of its assets may be invested in UCITS or UCIs.

In respect of the above investments limits, the sub-fund's overall exposure (via both direct and indirect investments) to mainland China securities will not exceed 20% of its assets by investments in "China A Shares" via the Stock Connect.

The sub-fund may be exposed to emerging markets up to 35% of its assets, including exposure to China.

The sub-fund may hold ancillary liquid assets within the limits and conditions described in Book I, Appendix 1 – Eligible Assets, point 7.

Sustainable Investment policy

The Investment Manager applies BNP PARIBAS ASSET MANAGEMENT's Sustainable Investment Policy, which takes into account Environmental, Social and Governance (ESG) criteria in the investment process of the sub-fund as set out in Book I.

All the portfolio assets are analysed on at least one extra financial criteria as set out in Book 1.

The ESG criteria only apply to direct equity investments in the sub-fund and not to any other assets.

Derivatives and Securities Financing Transactions

Core financial derivative instruments, warrants and other swaps (Equity Basket Swaps) may be used for efficient portfolio management and hedging as described in points 2 and 3 of Appendix 2 of Book I.

TRS* can be used as described on point 5 in Appendix 2 of Book I.

** TRS could be used for efficient portfolio management purposes with the objective of an efficient management of cash flows and better coverage of markets included in the reference investment universe of the sub-fund, such as but not limited to the MSCI AC World (EUR) Index. The investment universe of the aforesaid index is composed of over 2,000 global equities designed to represent performance of the large and mid-cap stocks across 23 developed markets and 24 emerging markets. The rebalancing of the index occurs semi-annually on the last business days of May and November and does not involve any cost for the sub-fund. Additional details regarding the index can be sourced by emailing to pr@msci.com*

Information relating to SFDR and Taxonomy Regulation

The sub-fund has a sustainable investment objective in accordance with article 9 of SFDR and it will make a minimum of sustainable investments with environmental objectives and/or social objectives.

INFORMATION ABOUT SUSTAINABLE INVESTMENT RELATING TO THIS SUB-FUND IS AVAILABLE IN THE ANNEX OF THE PROSPECTUS SET OUT IN BOOK III.

A summary of the commitments is also available in Appendix 5 of Book I.

Risk profile

Specific market risks:

- Concentration Risk
- Derivatives Risk
- Emerging Markets Risk
- Extra-Financial Criteria Investment Risk
- Equity Risk
- Small Cap, Specialised or Restricted Sectors Risk
- Warrant Risk

BNP Paribas Funds Ecosystem Restoration

short-named BNP Paribas Ecosystem Restoration

Specific risks related to investments in Mainland China

- Changes in PRC taxation risk
- Risks related to Stock Connect

Risks related to investments in CNH share categories

For an overview of generic risks, please refer to the Appendix 3 of Book I of the Prospectus.

Investor type profile

This sub-fund is suitable for investors who:

- ✓ Are looking for a diversification of their investments in equities;
- ✓ Are willing to accept higher market risks in order to potentially generate higher long-term returns;
- ✓ Can accept significant temporary losses;
- ✓ Can tolerate volatility;
- ✓ Have an investment horizon of 6 years.

Accounting Currency

EUR

Fees payable by the sub-fund

Category	Management (max)	Performance (max)	Distribution (max)	Other (max)	TAB ⁽¹⁾
Classic	1.50%	No	none	0.40%	0.05%
N	1.50%	No	0.75%	0.40%	0.05%
Privilege	0.75%	No	none	0.25%	0.05%
I	0.75%	No	none	0.20%	0.01%
X	none	No	none	0.20%	0.01%
UI	0.75%	No	none	0.20%	0.01%

(1) *Taxe d'abonnement. In addition, the Company may be subject to foreign UCI's tax, and/or other regulators levy, in the country where the sub-fund is registered for distribution.*

The complete list of shares offered is available on the website www.bnpparibas-am.com

For each active share, a KID is available on the website www.bnpparibas-am.com.

Additional information

Valuation Day:

For each day of the week on which banks are open for business in Luxembourg (a "Valuation Day"), there is a corresponding NAV which is dated the same day.

It is available at the Company's registered office, from local agents, and in any newspapers designated by the Board of Directors and the website www.bnpparibas-am.com

Terms of subscription / conversion / redemption:

Subscription, redemption and conversion orders will be processed at an unknown net asset value in accordance with the rules set out below, only on Valuation Days, and the time mentioned is Luxembourg time.

Centralisation of orders ⁽²⁾	Orders Trade Date	NAV calculation and publication date	Orders Settlement Date
16:00 CET for STP orders, 12:00 CET for non STP orders on the Valuation Day (D)	Valuation Day (D)	Day after the Valuation Day (D+1)	Maximum three bank business days after the Valuation Day (D+3) ⁽¹⁾

- (1) *If the settlement day is a currency holiday, the settlement will occur the following business day. Each time the "Orders Settlement Date" occurs before or on the same day of the "NAV calculation and publication date", the "Orders Settlement Date" will instead happen the next bank business day following the "NAV calculation and publication date."*
- (2) *Centralisation for December 24 and 31 will be exceptionally advanced to 12:00 CET for STP orders due to an early closure of markets.*

Historical information:

Sub-fund launched on 1st June 2021

Taxation:

Potential shareholders are recommended to seek full information in their country of origin, place of residence or domicile on the possible tax consequences associated with their investment.

BNP Paribas Funds Emerging Bond

short-named BNP Paribas Emerging Bond

Investment objective

Increase the value of its assets over the medium term by investing primarily in emerging bonds.

Investment policy

The sub-fund invests at least 2/3 of its assets in bonds and/or securities treated as equivalent issued by emerging countries (Non OECD countries as at 01/01/1994 and Turkey and Greece), and by companies that have their registered office in, or conduct a significant proportion of their business in, one of these countries.

The remaining portion, namely a maximum of 1/3 of its assets, may be invested in any other transferable securities, money market instruments and also, within a limit of 10% of the assets, in UCITS or UCIs.

After hedging, the sub-fund's exposure to currencies other than USD will not exceed 5%.

The sub-fund may hold ancillary liquid assets within the limits and conditions described in Book I, Appendix 1 – Eligible Assets, point 7.

Sustainable Investment policy

The Investment Manager applies BNP PARIBAS ASSET MANAGEMENT's Sustainable Investment Policy, which takes into account Environmental, Social and Governance (ESG) criteria in the investment process of the sub-fund, as set out in Book I.

The sub-fund respects the Minimum Extra-Financial Analysis coverage rate, as set out in Book I.

The average portfolio ESG score of the sub-fund is higher than the one of its investment universe being emerging markets sovereigns, quasi-sovereigns and corporate bonds in Hard Currencies

Derivatives and Securities Financing Transactions

Core financial derivative instruments, and CDS may be used for efficient portfolio management and hedging as described in points 2 and 3 of Appendix 2 of Book I.

Information relating to SFDR and Taxonomy Regulation

The sub-fund promotes environmental and / or social characteristics, provided that the companies in which the investments are made follow good governance practices, in accordance with article 8 of SFDR, and it will have a minimum proportion of its assets considered as sustainable investments within the meaning of SFDR.

INFORMATION ABOUT THE ENVIRONMENTAL OR SOCIAL CHARACTERISTICS RELATING TO THIS SUB-FUND IS AVAILABLE IN THE ANNEX OF THE PROSPECTUS SET OUT IN BOOK III.

A summary of the commitments is also available in Appendix 5 of Book I.

Risk profile

Specific market risks:

- Collateral Management Risk
- Counterparty Risk
- Credit Risk
- Derivatives Risk
- Emerging Markets Risk
- Extra-Financial Criteria Investment Risk
- Liquidity Risk
- Risks related to investments in some countries

For an overview of the generic risks, please refer to the Appendix 3 of the Book I of the Prospectus.

Investor type profile

This sub-fund is suitable for investors who:

- ✓ Are looking for a diversification of their investments in fixed income securities;
- ✓ Can accept low to medium market risks;
- ✓ Have an investment horizon of 4 years.

Accounting Currency

USD

Fees payable by the sub-fund

Category	Management (max)	Performance (max)	Distribution (max)	Other (max)	TAB ⁽¹⁾
Classic	1.25%	No	none	0.30%	0.05%
N	1.25%	No	0.50%	0.30%	0.05%
Privilege	0.65%	No	none	0.20%	0.05%
I	0.55%	No	none	0.17%	0.01%
X	none	No	none	0.17%	0.01%

BNP Paribas Funds Emerging Bond
short-named BNP Paribas Emerging Bond

Category	Management (max)	Performance (max)	Distribution (max)	Other (max)	TAB ⁽¹⁾
B	1.25%	No	1.00%	0.30%	0.05%

(1) *Taxe d'abonnement. In addition, the Company may be subject to foreign UCI's tax, and/or other regulators levy, in the country where the sub-fund is registered for distribution.*

The complete list of shares offered is available on the website www.bnpparibas-am.com

For each active share, a KID is available on the website www.bnpparibas-am.com

Additional information

Valuation Day:

For each day of the week on which banks are open for business in Luxembourg (a "Valuation Day"), there is a corresponding NAV which is dated the same day.

It is available at the Company's registered office, from local agents, and in any newspapers designated by the Board of Directors and the website www.bnpparibas-am.com

Terms of subscription / conversion / redemption:

Subscription, redemption and conversion orders will be processed at an unknown net asset value in accordance with the rules set out below, only on Valuation Days, and the time mentioned is Luxembourg time.

Centralisation of orders ⁽²⁾	Orders Trade Date	NAV calculation and publication date	Orders Settlement Date
16:00 CET for STP orders, 12:00 CET for non STP orders on the Valuation Day (D)	Valuation Day (D)	Day after the Valuation Day (D+1)	Maximum three bank business days after the Valuation Day (D+3) ⁽¹⁾

(1) *If the settlement day is a currency holiday, the settlement will occur the following business day.*

Each time the "Orders Settlement Date" occurs before or on the same day of the "NAV calculation and publication date", the "Orders Settlement Date" will instead happen the next bank business day following the "NAV calculation and publication date."

(2) *Centralisation for December 24 and 31 will be exceptionally advanced to 12:00 CET for STP orders due to an early closure of markets.*

Historical information:

Sub-fund launched on 16 September 1998 with the name "Emerging Markets Bond"

Renamed "Bond World Emerging" as from 1st September 2010

"Classic-DIS" class renamed "Classic MD" on 1st November 2012

Absorption on 3 December 2012 of the "Bond World emerging" sub-fund of the sicav BNP Paribas L1

On 6 June 2014:

- "Privilege-CAP" shares split by 100
- "I-CAP" shares split by 10,000

Absorption on 28 July 2017 of the "Bond Europe Emerging" sub-fund of the Company

Current name as from 30 August 2019

Taxation:

Potential shareholders are recommended to seek full information in their country of origin, place of residence or domicile on the possible tax consequences associated with their investment.

BNP Paribas Funds Emerging Bond Opportunities

short-named BNP Paribas Emerging Bond Opportunities

Investment objective

Increase the value of its assets over the medium term by investing primarily in emerging bonds.

Investment policy

This sub-fund invests at least 2/3 of its assets in a limited number of bonds and debt securities or other similar securities issued by emerging countries (defined as non OECD countries prior to 1 January 1994 together with Turkey and Greece) or by companies characterised by a strong financial structure and/or potential for profitable growth that have their registered offices or conduct a majority of their business activities in these countries.

The remaining portion, namely a maximum of 1/3 of its assets, may be invested in any other transferable securities, money market instruments and up to 10% of its assets may be invested in UCITS or UCIs.

In respect of the above investments limits, the sub-fund's investments into debt securities traded on the China Interbank Bond market and the Bond Connect may reach up to 25% of its assets.

The sub-fund may hold ancillary liquid assets within the limits and conditions described in Book I, Appendix 1 – Eligible Assets, point 7.

Sustainable Investment policy

The Investment Manager applies BNP PARIBAS ASSET MANAGEMENT's Sustainable Investment Policy, which takes into account Environmental, Social and Governance (ESG) criteria in the investment process of the sub-fund, as set out in Book I.

The sub-fund respects the Minimum Extra-Financial Analysis coverage rate, as set out in Book I.

The average portfolio ESG score of the sub-fund is higher than the one of its investment universe being emerging markets sovereigns, quasi-sovereigns and corporate bonds in Hard Currencies.

Derivatives and Securities Financing Transactions

Core financial derivative instruments, CDS, and Volatility Swap, may be used for efficient portfolio management and hedging as described in points 2 and 3 of Appendix 2 of Book I.

TRS* can be used as described on point 5 in Appendix 2 of Book I.

* TRS could be used for efficient portfolio management purposes with the objective of an efficient management of cash flows and better coverage of markets included in the reference investment universe of the sub-fund, such as but not limited to the J.P. Morgan EMBI Global Diversified Index. The investment universe of the aforesaid index is composed of emerging bonds. The rebalancing of the index (the last US business day of the month) does not involve any cost for the sub-fund. Additional details regarding the index can be sourced by emailing index.research@jpmorgan.com

Information relating to SFDR and Taxonomy Regulation

The sub-fund promotes environmental and / or social characteristics, provided that the companies in which the investments are made follow good governance practices, in accordance with article 8 of SFDR, and it will have a minimum proportion of its assets considered as sustainable investments within the meaning of SFDR.

INFORMATION ABOUT THE ENVIRONMENTAL OR SOCIAL CHARACTERISTICS RELATING TO THIS SUB-FUND IS AVAILABLE IN THE ANNEX OF THE PROSPECTUS SET OUT IN BOOK III.

A summary of the commitments is also available in Appendix 5 of Book I.

Risk profile

Specific market risks:

- Credit Risk
- Derivatives Risk
- Emerging Markets Risk
- Extra-Financial Criteria Investment Risk
- Liquidity Risk
- Risks related to investments in some countries

Specific risks related to investments in Mainland China

- Changes in PRC taxation risk
- Risk related to Direct CIBM Access
- Risk related to Bond Connect

Risks related to investments in CNH share categories

For an overview of generic risks, please refer to the Appendix 3 of Book I of the Prospectus.

Investor type profile

This sub-fund is suitable for investors who:

- ✓ Are looking for a diversification of their investments in fixed income securities;
- ✓ Can accept low to medium market risks;
- ✓ Have an investment horizon of 4 years.

BNP Paribas Funds Emerging Bond Opportunities

short-named BNP Paribas Emerging Bond Opportunities

Accounting Currency

USD

Fees payable by the sub-fund

Category	Management (max)	Performance (max)	Distribution (max)	Other (max)	TAB ⁽¹⁾
Classic	1.50%	No	none	0.30%	0.05%
N	1.50%	No	0.50%	0.30%	0.05%
Privilege	0.75%	No	none	0.20%	0.05%
I	0.60%	No	none	0.17%	0.01%
X	none	No	none	0.17%	0.01%
B	1.50%	No	1.00%	0.30%	0.05%

(1) *Taxe d'abonnement. In addition, the Company may be subject to foreign UCI's tax, and/or other regulators levy, in the country where the sub-fund is registered for distribution.*

The complete list of shares offered is available on the website www.bnpparibas-am.com

For each active share, a KID is available on the website www.bnpparibas-am.com.

Additional information

Valuation Day:

For each day of the week on which banks are open for business in Luxembourg (a "Valuation Day"), there is a corresponding NAV which is dated the same day.

It is available at the Company's registered office, from local agents, and in any newspapers designated by the Board of Directors and the website www.bnpparibas-am.com

Terms of subscription / conversion / redemption:

Subscription, redemption and conversion orders will be processed at an unknown net asset value in accordance with the rules set out below, only on Valuation Days, and the time mentioned is Luxembourg time.

Centralisation of orders ⁽²⁾	Orders Trade Date	NAV calculation and publication date	Orders Settlement Date
16:00 CET for STP orders, 12:00 CET for non STP orders on the Valuation Day (D)	Valuation Day (D)	Day after the Valuation Day (D+1)	Maximum three bank business days after the Valuation Day (D+3) ⁽¹⁾

(1) *If the settlement day is a currency holiday, the settlement will occur the following business day.*

Each time the "Orders Settlement Date" occurs before or on the same day of the "NAV calculation and publication date", the "Orders Settlement Date" will instead happen the next bank business day following the "NAV calculation and publication date."

(2) *Centralisation for December 24 and 31 will be exceptionally advanced to 12:00 CET for STP orders due to an early closure of markets.*

Historical information:

Sub-fund launched on 8 December 2008 in the sicav FORTIS L FUND (renamed BNP Paribas L1 on 1 August 2010) by transfer of the "Global Emerging Markets Bond Fund" sub-fund of the sicav ABN AMRO Funds

Merging on 17 May 2013 of the "Classic QD" category into the "Classic MD" category of the sub-fund

Transfer in the Company on 17 May 2013 with the name "Bond Best Selection World Emerging"

"Classic H EUR-CAP/DIS", "Privilege H EUR-DIS" and "IH EUR" classes renamed "Classic RH EUR-CAP/DIS", "Privilege RH EUR-DIS" and "I RH EUR" on 1 May 2014

Absorption on 9 October 2015 of the "Bond World Emerging Corporate" sub-fund of the Company

Current name as from 30 August 2019

Taxation:

Potential shareholders are recommended to seek full information in their country of origin, place of residence or domicile on the possible tax consequences associated with their investment.

BNP Paribas Funds Emerging Markets Climate Solutions

short-named BNP Paribas Emerging Markets Climate Solutions

Investment objective

Increase the value of its assets over the medium term by investing primarily in companies engaging in climate solutions across emerging markets.

Benchmark

The MSCI Emerging Markets (USD) NR benchmark is used for performance comparison only.

The sub-fund is not benchmark-constrained and its performance may deviate significantly from that of the benchmark.

Investment policy

At all times, this thematic sub-fund invests at least 75% of its assets in equities and/or equity equivalent securities issued by companies that have their registered offices or conduct the majority of their business activities in emerging countries (defined as non OECD countries prior to 1 January 1994 together with Turkey and Greece).

These companies provide through their products, services or processes solutions to renewable energy production, energy technology and materials, energy infrastructure and mobility, as well as ocean health and clean water, smart agriculture and food innovation and circular economy and eco-design.

- The Renewable Energy Production refers to decarbonizing the energy system through production of renewable energy and carbon capture. Examples include clean power, hydrogen production, and renewable installation.
- The Energy Technology & Materials refers to digitalizing the energy system through electrification, efficiency and technology. Examples include batteries for electric vehicles, environmental data analytics, and critical raw materials.
- The Energy Infrastructure & Mobility refers to decentralizing the energy system through new infrastructure, distributed energy and battery storage. This includes electric vehicle charging, hydrogen mobility and micro eMobility.
- Ocean Health & Clean Water. This relates to aquatic ecosystems, which sustain the lives of billions of people, regulate climate, produces half our oxygen. Examples include desalination, smart irrigation and water flow control.
- Smart Agriculture & Food Innovation. This relates to terrestrial ecosystems, which provide the basis for life through food supply, habitats for organisms and biodiversity. Examples include animal health, smart farming and forestry management.
- Circular Economy & Eco-Design. This relates to the circular economy, which includes reducing, re-using and recycling materials to reduce waste and pollution. Examples include biodegradable plastics, textile recycling and waste management.

The remaining portion, namely a maximum of 25% of its assets, may be invested in any other equity linked instruments (which include, but are not limited to, ADR, P-Notes, and GDR) and money market instruments, provided that investments in UCITS or UCIs do not exceed 10% of its assets.

In respect of the above investments limits, the sub-fund's overall exposure (via both direct and indirect investments) to mainland China securities will not exceed 50% of its assets by investments in "China A-Shares" via the Stock Connect.

The sub-fund does not invest in debt securities.

The sub-fund may hold ancillary liquid assets within the limits and conditions described in Book I, Appendix 1 – Eligible Assets, point 7.

Sustainable Investment policy

The Investment Manager applies BNP PARIBAS ASSET MANAGEMENT's Sustainable Investment Policy, which takes into account Environmental, Social and Governance (ESG) criteria in the investment process of the sub-fund as set out in Book I.

All the portfolio assets are analysed on at least one extra financial criteria as set out in Book 1.

Derivatives and Securities Financing Transactions

Core financial derivative instruments, other swaps (Equity Basket Swaps) and warrants (up to 10% of the sub-fund's assets) may be used for efficient portfolio management and hedging as described in points 2 and 3 of Appendix 2 of Book I.

Information relating to SFDR and Taxonomy Regulation

The sub-fund has a sustainable investment objective in accordance with article 9 of SFDR and it will make a minimum of sustainable investments with environmental objectives and/or social objectives.

INFORMATION ABOUT SUSTAINABLE INVESTMENT RELATING TO THIS SUB-FUND IS AVAILABLE IN THE ANNEX OF THE PROSPECTUS SET OUT IN BOOK III.

A summary of the commitments is also available in Appendix 5 of Book I.

Risk profile

Specific market risks:

- Concentration Risk
- Emerging Markets Risk
- Extra-Financial Criteria Investment Risk
- Equity Risk
- Liquidity Risk
- Risks related to investments in some countries
- Warrant Risk

Specific risks related to investments in Mainland China

BNP Paribas Funds Emerging Markets Climate Solutions

short-named BNP Paribas Emerging Markets Climate Solutions

- Changes in PRC taxation risk
- Risks related to Stock Connect

For an overview of generic risks, please refer to the Appendix 3 of Book I of the Prospectus.

Investor type profile

This sub-fund is suitable for investors who:

- ✓ Are looking for a diversification of their investments in equities;
- ✓ Are willing to accept higher market risks in order to potentially generate higher long-term returns;
- ✓ Can accept significant temporary losses;
- ✓ Can tolerate volatility;
- ✓ Have an investment horizon of 5 years.

Accounting Currency

USD

Fees payable by the sub-fund

Category	Management (max)	Performance (max)	Distribution (max)	Other (max)	TAB ⁽¹⁾
Classic	1.75%	No	none	0.40%	0.05%
N	1.75%	No	0.75%	0.40%	0.05%
Privilege	0.90%	No	none	0.25%	0.05%
I	0.90%	No	none	0.20%	0.01%
X	none	No	none	0.20%	0.01%

(1) *Taxe d'abonnement. In addition, the Company may be subject to foreign UCI's tax, and/or other regulators levy, in the country where the sub-fund is registered for distribution.*

The complete list of shares offered is available on the website www.bnpparibas-am.com

For each active share, a KID is available on the website www.bnpparibas-am.com

Additional information

Valuation Day:

For each day of the week on which banks are open for business in Luxembourg (a "Valuation Day"), there is a corresponding NAV which is dated the same day.

It is available at the Company's registered office, from local agents, and in any newspapers designated by the Board of Directors and the website www.bnpparibas-am.com

Terms of subscription / conversion / redemption:

Subscription, redemption and conversion orders will be processed at an unknown net asset value in accordance with the rules set out below, only on Valuation Days, and the time mentioned is Luxembourg time.

Centralisation of orders ⁽²⁾	Orders Trade Date	NAV calculation and publication date	Orders Settlement Date
16:00 CET for STP orders, 12:00 CET for non STP orders on the Valuation Day (D)	Valuation Day (D)	Day after the Valuation Day (D+1)	Maximum three bank business days after the Valuation Day (D+3) ⁽¹⁾

(1) *If the settlement day is a currency holiday, the settlement will occur the following business day.*

Each time the "Orders Settlement Date" occurs before or on the same day of the "NAV calculation and publication date", the "Orders Settlement Date" will instead happen the next bank business day following the "NAV calculation and publication date."

(2) *Centralisation for December 24 and 31 will be exceptionally advanced to 12:00 CET for STP orders due to an early closure of markets.*

Historical information:

Sub-fund launched on 28 June 2022 under the name "Emerging Climate Solutions"

Current name as from 27 December 2022

Taxation:

Potential shareholders are recommended to seek full information in their country of origin, place of residence or domicile on the possible tax consequences associated with their investment.

BNP Paribas Funds Emerging Equity

short-named BNP Paribas Emerging Equity

Investment objective

Increase the value of its assets over the medium term by investing primarily in Emerging equities.

Investment policy

At all times, this sub-fund invests at least 75% of its assets in equities and/or equity equivalent securities issued by companies that have their registered offices or conduct the majority of their business activities in emerging countries (defined as non OECD countries prior to 1 January 1994 together with Turkey and Greece).

The remaining portion, namely a maximum of 25% of its assets, may be invested in any other transferable securities (including P-Notes) and money market instruments provided that investments in debt securities of any kind do not exceed 15% of its assets, and up to 10% of its assets may be invested in UCITS or UCIs.

In respect of the above investments limits, the sub-fund's overall exposure (via both direct and indirect investments) to mainland China securities will not exceed 20% of its assets by investments in "China A-Shares" via the Stock Connect.

The sub-fund may hold ancillary liquid assets within the limits and conditions described in Book I, Appendix 1 – Eligible Assets, point 7.

Sustainable Investment policy

The Investment Manager applies BNP PARIBAS ASSET MANAGEMENT's Sustainable Investment Policy, which takes into account Environmental, Social and Governance (ESG) criteria in the investment process of the sub-fund, as set out in Book I.

The sub-fund respects the Minimum Extra-Financial Analysis coverage rate, as set out in Book I.

The average portfolio ESG score of the sub-fund is higher than the one of its investment universe.

Derivatives and Securities Financing Transactions

Core financial derivative instruments may be used for efficient portfolio management and hedging as described in points 2 and 3 of Appendix 2 of Book I.

Information relating to SFDR and Taxonomy Regulation

The sub-fund promotes environmental and / or social characteristics, provided that the companies in which the investments are made follow good governance practices, in accordance with article 8 of SFDR, and it will have a minimum proportion of its assets considered as sustainable investments within the meaning of SFDR.

INFORMATION ABOUT THE ENVIRONMENTAL OR SOCIAL CHARACTERISTICS RELATING TO THIS SUB-FUND IS AVAILABLE IN THE ANNEX OF THE PROSPECTUS SET OUT IN BOOK III.

A summary of the commitments is also available in Appendix 5 of Book I.

Risk profile

Specific market risks:

- Emerging Markets Risk
- Extra-Financial Criteria Investment Risk
- Equity Risk
- Risks related to investments in some countries

Specific risks related to investments in Mainland China

- Changes in PRC taxation risk
- Risks related to Stock Connect

For an overview of generic risks, please refer to the Appendix 3 of Book I of the Prospectus.

Investor type profile

This sub-fund is suitable for investors who:

- ✓ Are looking for a diversification of their investments in equities;
- ✓ Are willing to accept higher market risks in order to potentially generate higher long-term returns;
- ✓ Can accept significant temporary losses;
- ✓ Can tolerate volatility;
- ✓ Have an investment horizon of 5 years.

Accounting Currency

USD

Fees payable by the sub-fund

Category	Management (max)	Performance (max)	Distribution (max)	Other (max)	TAB ⁽¹⁾
Classic	1.75%	No	none	0.40%	0.05%
N	1.75%	No	0.75%	0.40%	0.05%
Privilege	0.90%	No	none	0.25%	0.05%

BNP Paribas Funds Emerging Equity
short-named BNP Paribas Emerging Equity

Category	Management (max)	Performance (max)	Distribution (max)	Other (max)	TAB ⁽¹⁾
I	0.90%	No	none	0.20%	0.01%
X	none	No	none	0.20%	0.01%
B	1.75%	No	1.00%	0.40%	0.05%

(2) *Taxe d'abonnement. In addition, the Company may be subject to foreign UCI's tax, and/or other regulators levy, in the country where the sub-fund is registered for distribution.*

The complete list of shares offered is available on the website www.bnpparibas-am.com

For each active share, a KID is available on the website www.bnpparibas-am.com

Additional information

Valuation Day:

For each day of the week on which banks are open for business in Luxembourg (a "Valuation Day"), there is a corresponding NAV which is dated the same day.

It is available at the Company's registered office, from local agents, and in any newspapers designated by the Board of Directors and the website www.bnpparibas-am.com

Terms of subscription / conversion / redemption:

Subscription, redemption and conversion orders will be processed at an unknown net asset value in accordance with the rules set out below, only on Valuation Days, and the time mentioned is Luxembourg time.

Centralisation of orders ⁽²⁾	Orders Trade Date	NAV calculation and publication date	Orders Settlement Date
16:00 CET for STP orders, 12:00 CET for non STP orders on the Valuation Day (D)	Valuation Day (D)	Day after the Valuation Day (D+1)	Maximum three bank business days after the Valuation Day (D+3) ⁽¹⁾

(1) *If the settlement day is a currency holiday, the settlement will occur the following business day.*

Each time the "Orders Settlement Date" occurs before or on the same day of the "NAV calculation and publication date", the "Orders Settlement Date" will instead happen the next bank business day following the "NAV calculation and publication date."

(2) *Centralisation for December 24 and 31 will be exceptionally advanced to 12:00 CET for STP orders due to an early closure of markets.*

Historical information:

Sub-fund launched on 6 October 1997 in the sicav G-Equity Fund with the name "G-World Emerging Equity"

Transfer on 4 May 1998 into the sicav INTERSELEX (renamed FORTIS L FUND on 30 September 1999 and BNP Paribas L1 on 1 August 2010) with the current name

Absorption on 4 November 2002 of the following sub-funds:

- "Equity Middle East" sub-fund of the sicav BNP Paribas L1
- "Equity Emerging Economy" sub-fund of the sicav Maestro Lux
- "Emerging Markets" sub-fund of the sicav Panelfund

Absorption on 17 November 2008 of the "Global Emerging Markets Equity Fund" sub-fund of the sicav ABN AMRO Funds

Absorption on 18 July 2011 of the "Equity World Emerging" sub-fund of the Company

Transfer in the Company on 17 May 2013 with the name "Equity World Emerging"

Absorption, on 7 October 2016 of the "Equity BRIC" sub-fund of the Company

Current name as from 30 August 2019

Absorption on 18 October 2019 of its "Equity World Emerging" feeder sub-fund of the sicav BNP Paribas L1

Absorption on 15 November 2019 of the "Equity Indonesia" and "Equity World Emerging Low Volatility" sub-funds of the Company

Absorption on 15 November 2019 of the "BNP PARIBAS Actions Emergentes" French Common Fund

Taxation:

Potential shareholders are recommended to seek full information in their country of origin, place of residence or domicile on the possible tax consequences associated with their investment.

BNP Paribas Funds Energy Transition

short-named BNP Paribas Energy Transition

Investment objective

Increase the value of its assets over the long term by investing primarily in companies engaging in energy transition.

Benchmark

The MSCI AC World (EUR) NR reference benchmark is used for long-term performance comparison only.

The sub-fund is not benchmark-constrained and its performance may deviate significantly from that of the reference benchmark.

Investment policy

This thematic sub-fund aims at participating in the transition into a sustainable world by focusing on opportunities related to energy transition.

At all times, this sub-fund invests at least 75% of its assets in equities and/or equity equivalent securities issued by worldwide companies that engage in energy transition.

Energy transition themes include, but are not limited to, renewable energy production, energy technology and materials, and energy infrastructure and mobility.

- **Renewable Energy Production:** This theme relates to decarbonising the energy system through production of renewable energy and carbon capture. Examples include clean power, hydrogen production, and renewable installation.
- **Energy Technology & Materials:** This theme relates to digitalising the energy system through electrification, efficiency and technology. Examples include batteries for electric vehicles, environmental data analytics, and critical raw materials.
- **Energy Infrastructure & Mobility:** This relates to decentralising the energy system through new infrastructure, distributed energy, and battery storage. This includes electric vehicle charging, hydrogen mobility and micro eMobility.

The remaining portion, namely a maximum of 25% of its assets, may be invested in any other transferable securities (including P-Notes) and money market instruments, provided that investments in debt securities of any kind do not exceed 15% of its assets, and up to 10% of its assets may be invested in UCITS or UCIs.

In respect of the above investments limits, the sub-fund's overall exposure (via both direct and indirect investments) to mainland China securities will not exceed 20% of its assets by investments in "China A-Shares" via the Stock Connect.

The sub-fund may be exposed to emerging markets up to 35% of its assets, including exposure to China.

The sub-fund may hold ancillary liquid assets within the limits and conditions described in Book I, Appendix 1 – Eligible Assets, point 7.

Sustainable Investment policy

The Investment Manager applies BNP PARIBAS ASSET MANAGEMENT's Sustainable Investment Policy, which takes into account Environmental, Social and Governance (ESG) criteria in the investment process of the sub-fund as set out in Book I.

All the portfolio assets are analysed on at least one extra financial criteria as set out in Book 1.

Derivatives and Securities Financing Transactions

Core financial derivative instruments, warrants and other swaps (Equity Basket Swaps) may be used for efficient portfolio management and hedging as described in points 2 and 3 of Appendix 2 of Book I.

TRS* can be used as described on point 5 in Appendix 2 of Book I.

** TRS could be used for efficient portfolio management purposes with the objective of an efficient management of cash flows and better coverage of markets included in the reference investment universe of the sub-fund, such as but not limited to the MSCI AC World (EUR) Index. The investment universe of the aforesaid index is composed of over 2,000 global equities designed to represent performance of the large and mid-cap stocks across 23 developed markets and 24 emerging markets. The rebalancing of the index occurs semi-annually on the last business days of May and November and does not involve any cost for the sub-fund. Additional details regarding the index can be sourced by emailing to pr@msci.com*

Information relating to SFDR and Taxonomy Regulation:

The sub-fund has a sustainable investment objective in accordance with article 9 of SFDR and it will make a minimum of sustainable investments with environmental objectives and/or social objectives.

INFORMATION ABOUT SUSTAINABLE INVESTMENT RELATING TO THIS SUB-FUND IS AVAILABLE IN THE ANNEX OF THE PROSPECTUS SET OUT IN BOOK III.

A summary of the commitments is also available in Appendix 5 of Book I.

Risk profile

Specific market risks:

- Concentration Risk
- Derivatives Risk
- Emerging Markets Risk
- Extra-Financial Criteria Investment Risk
- Equity Risk
- Liquidity Risk
- Small Cap, Specialised or Restricted Sectors Risk
- Warrant Risk

BNP Paribas Funds Energy Transition

short-named BNP Paribas Energy Transition

Specific risks related to investments in Mainland China

- Changes in PRC taxation risk
- Risks related to Stock Connect

Risks related to investments in CNH share categories

For an overview of generic risks, please refer to the Appendix 3 of Book I of the Prospectus.

Investor type profile

This sub-fund is suitable for investors who:

- ✓ Are looking for a diversification of their investments in equities;
- ✓ Are willing to accept higher market risks in order to potentially generate higher long-term returns;
- ✓ Can accept significant temporary losses;
- ✓ Can tolerate volatility;
- ✓ Have an investment horizon of 6 years.

Accounting Currency

EUR

Fees payable by the sub-fund

Category	Management (max)	Charity	Performance (max)	Distribution (max)	Other (max)	TAB ⁽¹⁾
Classic	1.50%	none	No	none	0.40%	0.05%
Classic Solidarity	1.45%	0.05%	No	none	0.40%	0.05%
N	1.50%	none	No	0.75%	0.40%	0.05%
Privilege	0.75%	none	No	none	0.25%	0.05%
Privilege Solidarity	0.70%	0.05%	No	none	0.25%	0.05%
I	0.75%	none	No	none	0.20%	0.01%
I Plus	0.60%	none	No	none	0.20%	0.01%
X	none	none	No	none	0.20%	0.01%
B	1.50%	none	No	1.00%	0.40%	0.05%
K	1.50%	none	No	0.75%	0.40%	0.05%

(1) *Taxe d'abonnement. In addition, the Company may be subject to foreign UCI's tax, and/or other regulators levy, in the country where the sub-fund is registered for distribution.*

The complete list of shares offered is available on the website www.bnpparibas-am.com

For each active share, a KID is available on the website www.bnpparibas-am.com

Additional information

Valuation Day:

For each day of the week on which banks are open for business in Luxembourg (a "Valuation Day"), there is a corresponding NAV which is dated the same day.

It is available at the Company's registered office, from local agents, and in any newspapers designated by the Board of Directors and the website www.bnpparibas-am.com

Terms of subscription / conversion / redemption:

Subscription, redemption and conversion orders will be processed at an unknown net asset value in accordance with the rules set out below, only on Valuation Days, and the time mentioned is Luxembourg time.

Centralisation of orders ⁽²⁾	Orders Trade Date	NAV calculation and publication date	Orders Settlement Date
16:00 CET for STP orders, 12:00 CET for non STP orders on the Valuation Day (D)	Valuation Day (D)	Day after the Valuation Day (D+1)	Maximum three bank business days after the Valuation Day (D+3) ⁽¹⁾

(1) *If the settlement day is a currency holiday, the settlement will occur the following business day.*

Each time the "Orders Settlement Date" occurs before or on the same day of the "NAV calculation and publication date", the "Orders Settlement Date" will instead happen the next bank business day following the "NAV calculation and publication date."

(2) *Centralisation for December 24 and 31 will be exceptionally advanced to 12:00 CET for STP orders due to an early closure of markets.*

Historical information:

Sub-fund launched on 15 September 1997 in the sicav G-Equity Fund with the name "G-Basic Industries Equity"

Transfer on 4 May 1998 into the sicav INTERSELEX (renamed FORTIS L FUND on 30 September 1999 and BNP Paribas L1 on 1 August 2010) with the name "Equity Basic Industries"

BNP Paribas Funds Energy Transition short-named BNP Paribas Energy Transition

Renamed "Equity Basic Industries World" on 30 September 1999

Renamed "Equity Resources World" on 1st October 2006

Renamed "Equity Energy World" on 1st July 2008

Absorption on 17 November 2008 of the "Energy Fund" sub-fund of the sicav ABN AMRO Funds

Renamed "Equity World Energy" on 1st September 2010

Absorption on 18 July 2011 of the "Equity World Resources" sub-fund of the Company

Transfer in the Company on 17 May 2013

Absorption on 3 June 2013 of the "Equity Europe Energy" sub-fund of the sicav BNP Paribas L1

Transformation into "Energy Innovators" as from 16 November 2017

Absorption on 23 March 2018 of the "Equity World Materials" sub-fund of the Company

Transformation into "Energy Transition" as from 30 August 2019

Taxation:

Potential shareholders are recommended to seek full information in their country of origin, place of residence or domicile on the possible tax consequences associated with their investment.

BNP Paribas Funds Enhanced Bond 6M

short-named BNP Paribas Enhanced Bond 6M

Investment objective

To achieve a performance that is higher than the composite index 80% €STR* and 20% Bloomberg Euro Aggregate 1-3 Years (EUR) RI** over a minimum investment period of six months. The "6M" in the name of the sub-fund corresponds to the minimum investment period of six months. The sub-fund is not a Money Market Fund as defined by the Money Market Regulation 2017/1131.

* with "European Central Bank" as Benchmark Index administrator, Central Bank exempt from registration in the Benchmark Register

** with "Bloomberg Index Services Limited" as Benchmark Index administrators. Since 1 January 2021, "Bloomberg Index Services Limited" is considered as a "third country" UK administrator vis-à-vis the European Union and no longer appears on the Benchmark Register. The non-EU benchmarks are permitted to be used in the EU until the Regulation 2016/1011's transition period which has been extended to 31 December 2025. During this time "Bloomberg Index Services Limited" can either be granted the UK "equivalence" by the European Union or "endorsement" or "recognition" as per Regulation 2016/1011.

Investment policy

In order to achieve its investment objective, the sub-fund, which is an actively managed, enforces an Enhanced Bond strategy.

An enhanced bond strategy aims at combining a very low sensitivity with a high level of liquidity, with the objective of delivering returns higher than ultra short-term bonds yields (lower than 2 years) through the use of Fixed income and Money Market instruments, and derivatives related to these instruments.

This strategy is based on an active and fundamental approach on duration management, yield curve positioning, country allocation and issuer selection. This process is combined with internal sustainability extra-financial research capabilities, as well as macro and credit research and quantitative analysis forces.

The sub-fund is invested in the following asset classes:

Assets Classes	Minimum	Maximum
1. Fixed Income	30%	100%
Government and/or Corporate issues from euro-zone countries	10%	100%
Government and/or Corporate issues from OECD countries outside the euro-zone	0%	90%
High Yield Debt instruments	0%	20%
Investment Grade Structured Debts (including ABS/MBS and other structured product)	0%	20%
Cumulated limit of Structured Debt, High Yield and non-rated debt instrument	0%	20%
2. Money Market Instruments	0%	50%
3. Convertible Bond	0%	10%

The sub-fund may be invested through other UCITS and/or UCIs up to 10% of its assets.

The sub-fund is not invested or exposed to equities.

The sub-fund may hold ancillary liquid assets within the limits and conditions described in Book I, Appendix 1 – Eligible Assets, point 7.

The sub-fund is managed within an interest rate sensitivity range of -1 to 2 years.

After hedging the remaining exposure to currencies other than the EUR will be less than 5%.

Sustainable Investment policy

The Investment Manager applies BNP PARIBAS ASSET MANAGEMENT's Sustainable Investment Policy, which takes into account Environmental, Social and Governance (ESG) criteria in the investment process of the sub-fund, as set out in Book I.

The sub-fund respects the Minimum Extra-Financial Analysis coverage rate, as set out in Book I.

The average portfolio ESG score of the sub-fund is higher than the one of its investment universe, being all the debt and money market issuers.

Derivatives and Securities Financing Transactions

Core financial derivative instruments, and CDS may be used for efficient portfolio management and hedging as described in points 2 and 3 of Appendix 2 of Book I.

Information relating to SFDR and Taxonomy Regulation

The sub-fund promotes environmental and / or social characteristics, provided that the companies in which the investments are made follow good governance practices, in accordance with article 8 of SFDR, and it will have a minimum proportion of its assets considered as sustainable investments within the meaning of SFDR.

INFORMATION ABOUT THE ENVIRONMENTAL OR SOCIAL CHARACTERISTICS RELATING TO THIS SUB-FUND IS AVAILABLE IN THE ANNEX OF THE PROSPECTUS SET OUT IN BOOK III.

A summary of the commitments is also available in Appendix 5 of Book I.

Risk profile

Specific market risks:

- Credit Risk
- Extra-Financial Criteria Investment Risk
- High Yield Bond Risk
- Liquidity Risk
- Securitised Products Risk

For an overview of the generic risks, please refer to the Appendix 3 of the Book I of the Prospectus.

BNP Paribas Funds Enhanced Bond 6M

short-named BNP Paribas Enhanced Bond 6M

Investor type profile

This sub-fund is suitable for investors who:

- ✓ Are looking for a diversification of their investments through exposure to a range of asset classes, globally;
- ✓ Can accept low to medium market risks;
- ✓ Have an investment horizon of 3 years.

Accounting Currency

EUR

Fees payable by the sub-fund

Category	Management (max)	Performance (max)	Distribution (max)	Other (max)	TAB ⁽¹⁾
Classic	0.50%	No	none	0.20%	0.05%
N	0.50%	No	0.35%	0.20%	0.05%
Privilege	0.25%	No	none	0.20%	0.05%
I	0.20%	No	none	0.10%	0.01%
I Plus	0.15%	No	none	0.10%	0.01%
X	none	No	none	0.10%	0.01%

(1) *Taxe d'abonnement. In addition, the Company may be subject to foreign UCI's tax, and/or other regulators levy, in the country where the sub-fund is registered for distribution.*

The complete list of shares offered is available on the website www.bnpparibas-am.com

For each active share, a KID is available on the website www.bnpparibas-am.com

Additional information

Valuation Day:

For each day of the week on which banks are open for business in Luxembourg (a "Valuation Day"), there is a corresponding NAV which is dated the same day.

It is available at the Company's registered office, from local agents, and in any newspapers designated by the Board of Directors and the website www.bnpparibas-am.com

Terms of subscription / conversion / redemption:

Subscription, redemption and conversion orders will be processed at an unknown net asset value in accordance with the rules set out below, only on Valuation Days, and the time mentioned is Luxembourg time.

Centralisation of orders ⁽²⁾	Orders Trade Date	NAV calculation and publication date	Orders Settlement Date
16:00 CET for STP orders, 12:00 CET for non STP orders on the Valuation Day (D)	Valuation Day (D)	Day after the Valuation Day (D+1)	Maximum three bank business days after the Valuation Day (D+3) ⁽¹⁾

(1) *If the settlement day is a currency holiday, the settlement will occur the following business day.*

Each time the "Orders Settlement Date" occurs before or on the same day of the "NAV calculation and publication date", the "Orders Settlement Date" will instead happen the next bank business day following the "NAV calculation and publication date."

(2) *Centralisation for December 24 and 31 will be exceptionally advanced to 12:00 CET for STP orders due to an early closure of markets.*

Historical information:

Sub-fund launched on 29 October 2007 with the name "Dynamic 6 Months (EUR)"

Renamed "Enhanced Eonia 6 Months" on 6 May 2009

Renamed "Enhanced Bond 6 Months" as from 1st September 2010

Absorption on 14 March 2011 of the "V150" sub-fund of the sicav BNP Paribas L1

Absorption on 11 July 2011 of the "Enhanced Cash 1 Year" sub-fund of the Company

Absorption on 3 December 2012 of the "Opportunities Euro Plus" sub-fund of the sicav BNP Paribas L1

"I-CAP" shares split by 1,000 on 6 June 2014

"Privilege-CAP" shares split by 10 on 19 August 2016

Current name as from 30 August 2019

Absorption on 7 June 2024 of the "Global Absolute Return Multi-Factor Bond" sub-fund of the Company

Taxation:

Potential shareholders are recommended to seek full information in their country of origin, place of residence or domicile on the possible tax consequences associated with their investment.

BNP Paribas Funds Environmental Absolute Return Thematic Equity (EARTH) short-named BNP Paribas Environmental Absolute Return Thematic Equity (EARTH)

Investment objective

Increase the value of its assets by going long environmental solutions companies whilst simultaneously using shorts for the purposes of hedging as well as shorting companies with stranded assets, transition risk assets and/or inferior technologies in addressing climate change and declining nature stocks, with volatility and style exposure tied to the environmental theme.

Investment policy

This thematic sub-fund by going long environmental solutions companies whilst simultaneously using shorts for the purposes of hedging as well as shorting companies with stranded assets, transition risk assets and/or inferior technologies in addressing climate change and declining nature stocks.

This includes, but not limited to, companies that through their products, services or processes provide solutions to ocean health and clean water, smart agriculture and food innovation, the circular economy and eco-design, as well as renewable energy production, energy technology and materials, and energy infrastructure and mobility.

- Ocean Health & Clean Water: This relates to aquatic ecosystems, which sustain the lives of billions of people, regulate climate, produces half our oxygen. Examples include desalination, smart irrigation and water flow control.
- Smart Agriculture & Food Innovation: This relates to terrestrial ecosystems, which provide the basis for life through food supply, habitats for organisms and biodiversity. Examples include animal health, smart farming and forestry management.
- Circular Economy & Eco-Design: This relates to the circular economy, which includes reducing, re-using and recycling materials to reduce waste and pollution. Examples include biodegradable plastics, textile recycling and waste management.
- Renewable Energy Production: This theme relates to decarbonising the energy system through production of renewable energy and carbon capture. Examples include clean power, hydrogen production, and renewable installation.
- Energy Technology & Materials: This theme relates to digitalising the energy system through electrification, efficiency and technology. Examples include batteries for electric vehicles, environmental data analytics, and critical raw materials.
- Energy Infrastructure & Mobility: This relates to decentralising the energy system through new infrastructure, distributed energy, and battery storage. This includes electric vehicle charging, hydrogen mobility and micro eMobility.

To achieve its objective, the sub-fund invests globally in equities and equity linked instruments of companies active in sectors mentioned above through a series of long and short investment positions in order to generate returns that have a lower correlation to markets.

The sub-fund aims to have a strong, positive environmental impact aiming to capture 'through cycle returns' by investing through three complementary portfolio sleeves; Thematic capturing the thematic exposure of environmental companies whilst using optimised market and factor short hedges; Relative Value capturing dispersion within the environmental theme by going long environmental companies and short a peer or related companies; Catalyst capturing specific industry, regulatory, policy and/or corporate events related to the environmental theme.

Strategy used

The investment strategy includes a range of directional positions (long and short) from our global sector universe across a range of developed and emerging markets for equities and equity linked securities, equity indices and financial derivative instruments listed below combining fundamental investing with quantitative processes and tactical trading opportunities.

The sub-fund is an absolute return fund that uses long and short strategies that aims at generating absolute, positive returns through cycle.

The manager will adapt the long and short exposure to reflect his degree of confidence about market trends but will stay within a maximum net exposure of +/- 20%.

Sustainable Investment policy

The Investment Manager applies BNP PARIBAS ASSET MANAGEMENT's Sustainable Investment Policy, which takes into account Environmental, Social and Governance (ESG) criteria in the investment process of the sub-fund as set out in Book I.

All the portfolio assets (excluding ancillary liquid assets) are analysed on at least one extra financial criteria as set out in Book 1.

Description of the assets

1. Main assets

- Equity and equity equivalent securities listed or traded on Regulated Markets worldwide of both developed and emerging countries
- CFDs, most of them to manage short positions
- "China A-Shares" via the Stock Connect up to 20% of the assets
- Equity Linked Notes
- Apart from direct investment in equities and CFDs (which are the preferred way to invest), the sub-fund may be also invested in equity substitutes such as Equity Linked Notes, ETFs (up to 10% of the assets in order to get an exposure on equities) or P-notes when these instruments are considered as a less expensive or quickest/simplest way to invest

The use of derivative instruments is an integral part of the investment policy and strategies of the sub-fund.

2. Ancillary assets

The sub-fund may also invest in the following instruments and limits of net assets:

- Fixed and/or floating rate debt securities, including but not limited to Government and Government Guaranteed Securities, which are considered Investment Grade and Investment Grade Structured Debt
- Convertible Bonds
- Any other Transferable Securities: maximum 5%
- Deposits
- Money market instruments such as but not limited to treasury bills or Money Market Funds.

The sub-fund may invest up to 10% of the assets in UCITS or UCIs.

The sub-fund may be exposed to emerging markets up to 35% of its assets, including exposure to China.

The sub-fund may hold ancillary liquid assets within the limits and conditions described in Book I, Appendix 1 – Eligible Assets, point 7.

BNP Paribas Funds Environmental Absolute Return Thematic Equity (EARTH) short-named BNP Paribas Environmental Absolute Return Thematic Equity (EARTH)

The sub-fund may hold assets denominated in currencies other than the Base Currency without using currencies as active portfolio investments, but FX may be used as a hedging tool if necessary. Consequently, the Net Asset Value may rise and fall as a result of exchange rate fluctuations. In the event the portfolio ends up with any distressed securities as a result of a restructuring event or any event beyond the control of the company, the Investment Manager will assess the situation and, if he believes necessary, promptly adjust the composition of the portfolio in order to preserve the best interest of the shareholders. In any case, distressed securities will never represent more than 5% of the assets.

Derivatives instruments:

The following main financial derivative instruments (both exchange-traded or over-the-counter) may be used to express views on an issuer, sector or a market either long or short as well as to reduce or increase the exposure of the portfolio to the market and to enhance performance around existing equity positions (for example selling a call option or buying a put option to take advantage of low volatility):

- Futures on equities, equity indices⁽²⁾ and ETF
- TRS⁽¹⁾⁽²⁾ on equities, equity indices⁽²⁾ and ETF
- CFDs on equities, equity indices⁽²⁾ and ETF
- Options on equities, equity indices⁽²⁾ and ETFs
- Equity Warrants
- other swaps (Equity Basket Swaps)

⁽¹⁾ One of the index that might be used to get exposure to the sub-fund universe is MSCI all Country World Index. The MSCI ACWI captures large and mid cap representation across 23 Developed Markets (DM) and 24 Emerging Markets (EM) countries. With 2,781 constituents, the index covers approximately 85% of the global investable equity opportunity set. This index is rebalanced on a quarterly basis, but this rebalancing does not involve any cost for the sub-fund. The strategy indices could be used either for investment purposes or for efficient portfolio management purposes with the objective of an efficient management of cash flows and better coverage of markets. Additional information on the strategy indices, their composition, calculation and rules for periodical review and rebalancing and on the general methodology behind, are made available on the website <https://www.msci.com/indexes> or can be provided to investors upon request by the Management Company.

⁽²⁾ Only UCITS compliant indices

The following financial derivative instruments may also be used:

- Forward currency contracts which can be used for hedging the currency risk in the sub-fund

Leverage Details

- a) The expected leverage, estimated at 2.5, is defined as the sum of the absolute values of the notional amounts (with neither netting nor hedging arrangement) divided by the NAV. Leverage may be mostly generated by the use of futures, options, TRS, CFDs and other financial derivative instruments.
- b) **Higher leverage:** under certain circumstances higher reported leverage may be reached. This could be the results of sub-fund redemptions and awaiting underlying trades or in periods of increased volatility where additional hedging activity may be used. An example would be if the sub-fund received a significant redemption as a percentage of NAV and the Investment Manager either chose or was unable to trade in the underlying securities at exactly the same time - perhaps due to market closures in another time zone. Alternatively if the sub-fund was operating with leverage at the top of the 2 to 3 range and volatility spiked then the Investment Manager may choose to add additional hedging positions which would increase leverage.
- c) **Leverage Risk warning:** leverage may under certain circumstances generate an opportunity for higher return, but at the same time, may increase the volatility of the sub-fund and therefore the risk to lose capital.
- d) **Risk Management:** a risk management process supervises this investment strategy through a daily VaR (99%; 1-month) monitoring completed by monthly back tests and stress tests.

Information relating to SFDR and Taxonomy Regulation:

The sub-fund promotes environmental and / or social characteristics, provided that the companies in which the investments are made follow good governance practices, in accordance with article 8 of SFDR, and it will have a minimum proportion of its assets considered as sustainable investments within the meaning of SFDR.

INFORMATION ABOUT THE ENVIRONMENTAL OR SOCIAL CHARACTERISTICS RELATING TO THIS SUB-FUND IS AVAILABLE IN THE ANNEX OF THE PROSPECTUS SET OUT IN BOOK III.

A summary of the commitments is also available in Appendix 5 of Book I.

Risk profile

Specific market risks:

- Collateral Management Risk
- Concentration Risk
- Counterparty Risk
- Currency Exchange Risk
- Derivatives Risk
- Distressed Securities Risk
- Emerging Markets Risk
- Extra-Financial Criteria Investment Risk
- Equity Risk
- Risks related to Investments in some countries
- Warrant Risk

BNP Paribas Funds Environmental Absolute Return Thematic Equity (EARTH) short-named BNP Paribas Environmental Absolute Return Thematic Equity (EARTH)

Specific risks related to investments in Mainland China

- Changes in PRC taxation risk
- Risks related to Stock Connect

For an overview of generic risks, please refer to the Appendix 3 of Book I of the Prospectus.

Investor type profile

This sub-fund is suitable for investors who:

- ✓ Are looking for absolute return through cycle with volatility tied to the environmental theme;
- ✓ Can accept market risks with returns tied to the environmental theme;
- ✓ Have an investment horizon of 4 years.

Accounting Currency

USD

Fees payable by the sub-fund

Category	Management (max)	Performance (max)	Distribution (max)	Other (max)	TAB ⁽¹⁾
Classic	1.50%	20% ⁽²⁾	none	0.25%	0.05%
N	1.50%		0.75%	0.25%	0.05%
Privilege	0.75%		none	0.20%	0.05%
I	0.75%		none	0.20%	0.01%
I Plus	0.75%		none	0.20%	0.01%
X	none	none	none	0.20%	0.01%
U	0.75%	20% ⁽²⁾	none	0.20%	0.05%

(1) *Taxe d'abonnement. In addition, the Company may be subject to foreign UCI's tax, and/or other regulators levy, in the country where the sub-fund is registered for distribution.*

(2) *Absolute Performance Fee without Hurdle Rate model.*

The complete list of shares offered is available on the website www.bnpparibas-am.com

For each active share, a KID is available on the website www.bnpparibas-am.com

Additional information

Valuation Day:

For each day of the week on which banks are open for business in Luxembourg (a "Valuation Day"), there is a corresponding NAV which is dated the same day.

It is available at the Company's registered office, from local agents, and in any newspapers designated by the Board of Directors and the website www.bnpparibas-am.com

Terms of subscription / conversion / redemption:

Subscription, redemption and conversion orders will be processed at an unknown net asset value in accordance with the rules set out below, only on Valuation Days, and the time mentioned is Luxembourg time.

No authorised conversion, either for subscription or for redemption, with other sub-funds; Remain possible, if authorised, between shares classes of the sub-fund.

Centralisation of orders ⁽²⁾	Orders Trade Date	NAV calculation and publication date	Orders Settlement Date
16:00 CET for STP orders, 12:00 CET for non STP orders on the Valuation Day (D)	Valuation Day (D)	Day after the Valuation Day (D+1)	Maximum three bank business days after the Valuation Day (D+3) ⁽¹⁾

(1) *If the settlement day is a currency holiday, the settlement will occur the following business day.*

Each time the "Orders Settlement Date" occurs before or on the same day of the "NAV calculation and publication date", the "Orders Settlement Date" will instead happen the next bank business day following the "NAV calculation and publication date."

(2) *Centralisation for December 24 and 31 will be exceptionally advanced to 12:00 CET for STP orders due to an early closure of markets.*

Historical information:

Sub-fund launched on 15 July 2020

Taxation:

Potential shareholders are recommended to seek full information in their country of origin, place of residence or domicile on the possible tax consequences associated with their investment.

BNP Paribas Funds Euro Bond

short-named BNP Paribas Euro Bond

Investment objective

Increase the value of its assets over the medium term by investing primarily in euro denominated Investment Grade bonds.

Investment policy

The sub-fund invests at least 2/3 of its assets in Investment Grade bonds, and/or securities treated as equivalent, denominated in EUR.

In the event the rating criteria are no longer met, the Investment Manager will promptly adjust the composition of the portfolio in the interest of the shareholders.

The remaining portion, namely a maximum of 1/3 of its assets, may be invested in any other transferable securities, Investment Grade structured debt limited to 20% of the assets, money market instruments and also, within a limit of 10% of the assets, in UCITS or UCIs.

The sub-fund may hold ancillary liquid assets within the limits and conditions described in Book I, Appendix 1 – Eligible Assets, point 7.

Sustainable Investment policy

The Investment Manager applies BNP PARIBAS ASSET MANAGEMENT's Sustainable Investment Policy, which takes into account Environmental, Social and Governance (ESG) criteria in the investment process of the sub-fund, as set out in Book I.

The sub-fund respects the Minimum Extra-Financial Analysis coverage rate, as set out in Book I.

The average portfolio ESG score of the sub-fund is higher than the one of its investment universe.

Derivatives and Securities Financing Transactions

Core Financial Derivative Instruments may be used for efficient portfolio management and hedging as described in points 2 and 3 of Appendix 2 of Book I.

Information relating to SFDR and Taxonomy Regulation

The sub-fund promotes environmental and / or social characteristics, provided that the companies in which the investments are made follow good governance practices, in accordance with article 8 of SFDR, and it will have a minimum proportion of its assets considered as sustainable investments within the meaning of SFDR.

INFORMATION ABOUT THE ENVIRONMENTAL OR SOCIAL CHARACTERISTICS RELATING TO THIS SUB-FUND IS AVAILABLE IN THE ANNEX OF THE PROSPECTUS SET OUT IN BOOK III.

A summary of the commitments is also available in Appendix 5 of Book I.

Risk profile

Specific market risks:

- Credit Risk
- Extra-Financial Criteria Investment Risk
- For an overview of the generic risks, please refer to the Appendix 3 of the Book I of the Prospectus.

Investor type profile

This sub-fund is suitable for investors who:

- ✓ Are looking for a diversification of their investments in fixed income securities;
- ✓ Can accept low to medium market risks;
- ✓ Have an investment horizon of 3 years.

Accounting Currency

EUR

Fees payable by the sub-fund

Category	Management (max)	Performance (max)	Distribution (max)	Other (max)	TAB ⁽¹⁾
Classic	0.75%	No	none	0.30%	0.05%
N	0.75%	No	0.50%	0.30%	0.05%
Privilege	0.40%	No	none	0.20%	0.05%
I	0.30%	No	none	0.17%	0.01%
X	none	No	none	0.17%	0.01%
K	0.75%	No	0.75%	0.30%	0.05%

(1) Taxe d'abonnement. In addition, the Company may be subject to foreign UCI's tax, and/or other regulators levy, in the country where the sub-fund is registered for distribution.

The complete list of shares offered is available on the website www.bnpparibas-am.com

For each active share, a KID is available on the website www.bnpparibas-am.com

BNP Paribas Funds Euro Bond

short-named BNP Paribas Euro Bond

Additional information

Valuation Day:

For each day of the week on which banks are open for business in Luxembourg (a "Valuation Day"), there is a corresponding NAV which is dated the same day.

It is available at the Company's registered office, from local agents, and in any newspapers designated by the Board of Directors and the website www.bnpparibas-am.com

Terms of subscription / conversion / redemption:

Subscription, redemption and conversion orders will be processed at an unknown net asset value in accordance with the rules set out below, only on Valuation Days, and the time mentioned is Luxembourg time.

Centralisation of orders ⁽²⁾	Orders Trade Date	NAV calculation and publication date	Orders Settlement Date
16:00 CET for STP orders, 12:00 CET for non STP orders on the Valuation Day (D)	Valuation Day (D)	Day after the Valuation Day (D+1)	Maximum three bank business days after the Valuation Day (D+3) ⁽¹⁾

(1) If the settlement day is a currency holiday, the settlement will occur the following business day.

Each time the "Orders Settlement Date" occurs before or on the same day of the "NAV calculation and publication date", the "Orders Settlement Date" will instead happen the next bank business day following the "NAV calculation and publication date".

(2) Centralisation for December 24 and 31 will be exceptionally advanced to 12:00 CET for STP orders due to an early closure of markets.

Historical information:

Sub-fund launched on 16 May 1997 with the name "Obli-Euro"

Absorption on 13 November 1998 of the "Obli-Belux", "Obli-DM", "Obli-Franc", "Obli-Gulden" and "Obli-Lira" sub-funds of the Company

Renamed 4 April 2000 "Euro Bond"

Absorption on 18 June 2007 of the "UEB Euro Bond Portfolio" sub-fund of the "UNITED INVESTMENT FUND" fund

Renamed "Bond Euro" as from 1st September 2010

Absorption on 14 March 2011 of the "Bond Euro" sub-fund of the sicav BNP Paribas L1

"Privilege-CAP" shares split by 10 on 6 June 2014

"I-CAP" shares split by 10,000 on 6 June 2014

Current name as from 30 August 2019

Taxation:

Potential shareholders are recommended to seek full information in their country of origin, place of residence or domicile on the possible tax consequences associated with their investment.

BNP Paribas Funds Euro Bond Opportunities

short-named BNP Paribas Euro Bond Opportunities

Investment objective

Generate returns by actively managing a portfolio using a wide set of strategies within the global fixed income universe with a bias, over time, to Eurozone issues.

Investment policy

This fixed income sub-fund aims to generate returns by actively managing a portfolio using a wide set of strategies within the global fixed income universe with a bias, over time, to Eurozone issues.

The sub-fund intends to use the widest range of strategies across the sub-asset classes listed below with a focus on combining directional, arbitrage, relative value, quantitative and/or qualitative approaches, and with the aim to ensure diversification and flexibility. The weighting of the different strategies in the portfolio may vary over time according to the evolution of market conditions and to reflect the anticipations of the Investment Manager.

Sustainable Investment policy

The Investment Manager applies BNP PARIBAS ASSET MANAGEMENT's Sustainable Investment Policy, which takes into account Environmental, Social and Governance (ESG) criteria in the investment process of the sub-fund, as set out in Book I.

The sub-fund respects the Minimum Extra-Financial Analysis coverage rate, as set out in Book I.

The average portfolio ESG score of the sub-fund is higher than the one of its investment universe, being all the debt and money market issuers.

Strategies used

The investment strategies include:

- 1) a range of directional positions (long and/or short) on the global universe of developed and emerging markets for bonds, interest rates, inflation, credit, structured securities, currencies, market indices, etc. as well as positions on the volatility of targeted assets;
- 2) a range of arbitrage and relative value strategies that can be applied to the same asset classes as for the directional strategies.
- 3) a range of strategies that are based on qualitative and/or quantitative approaches, top-down macro and/or bottom-up selection and varying time horizons, from very short-term tactical allocation to long-term views.

Description of the assets

1. Main assets categories

A maximum of 100% of the sub-fund assets may be invested in the following instruments:

- (i) Domestic government bonds,
- (ii) Supranational bills & notes (defined as securities issued by international organisations, whereby member states transcend national boundaries),
- (iii) Structured Debts Securities, of which, the majority would be Investment Grade at the time of purchase and all would be dealt in Regulated Markets worldwide. If during the holding period they fall below Investment Grade and/or in the event the portfolio ends up with any distressed securities as a result of a restructuring event or any event beyond the control of the company, the Investment Manager will assess the situation and, if he believes necessary, promptly adjust the composition of the portfolio in order to preserve the best interest of the shareholders (in any case, distressed securities will never represent more than 5% of the assets).

The following structured debt instruments will be used:

- Agency Mortgage Backed Securities, being those issued by the Government National Mortgage Association (Ginnie Mae), the Federal National Mortgage Association (Fannie Mae), and the Federal Home Loan Mortgage Corporation (Freddie Mac), or their successor institutions
- Non-agency Mortgage Backed Securities
- Collateralized mortgage obligations, including interest-only ("IO"), inverse interest-only ("inverse IO"), and principal-only ("PO") mortgage strips, and other fixed-rate, floating-rate, and subordinated tranches
- Commercial Mortgage Backed Securities (CMBS), Asset-Backed Securities (ABS) including consumer receivables – e.g auto loans, credit cards, student loans – and commercial receivables – e.g dealer floor plans, equipment leases, sea containers, cell towers),
- Covered bonds,
- CDS derivatives where the underlying is an ABS or CMBS, and baskets of these CDS ("ABX" and "CMBX" respectively), wholly or in tranches (Synthetic structured debt)
- Mortgage-Backed Security derivatives.

- (iv) Corporate bonds including high yield corporate bonds,
- (v) Foreign exchange instruments,
- (vi) Money market instruments.

2. Ancillary assets

A maximum of 35% of the sub-fund assets may be invested in the following instruments:

- (i) Convertible bonds
- (ii) Equity exposures resulting from previously-held fixed income exposures, junior subordinated instruments, or where these exposures serve to hedge or isolate a fixed income or market risk efficiently, such as proceeds from fixed income restructurings – either through a voluntary exchange, or in the event of a default, a restructuring may result in equity being issued to bondholders. It may be in the interests

BNP Paribas Funds Euro Bond Opportunities

short-named BNP Paribas Euro Bond Opportunities

of the sub-fund holders for the Investment Manager to agree to the terms of such an exchange if voluntary, or to hold the proceeds of a restructuring if involuntary

- (iii) Equity tranches of ABS, CLOs, CDOs - up to 10%. – the investment approach of the sub-fund predominantly focuses on fixed-income senior and mezzanine tranches of such issues, but the flexibility is retained to participate in the junior equity tranche.

The sub-fund will not invest more than 10% of its net assets in shares or units issued by UCITS or UCIs.

In respect of the above investments limits, the sub-fund's investments into debt securities traded on the Bond Connect may reach up to 20% of its assets.

The sub-fund may be exposed to emerging markets up to 20% of its assets, including exposure to China.

The sub-fund may hold ancillary liquid assets within the limits and conditions described in Book I, Appendix 1 – Eligible Assets, point 7.

Repurchase transactions / Reverse Repurchase transactions

Repurchase transactions and Reverse Repurchase transactions are used, for investment purpose with the aim of generating extra returns while optimizing cash positions, as described in Appendix 2 of Book I.

Derivative instruments

Financial derivative instruments on assets listed above may be employed, typically for hedging purposes for any of a single instrument or trade, of a sector, of the whole portfolio, or any combination of these. Derivatives may also be used for outright position-taking, where it is economically advantageous or efficient to do so, in terms of reduced trading costs, expected liquidity, or exposure to or isolation from other risks or sets of risks.

TRS* can be used as described on point 5 in Appendix 2 of Book I.

- * TRS could be used to get exposure to the reference universe of the sub-fund. For purely representative purposes, one of the strategy indices (The "Strategy Index") that might be used to get exposure to the sub-fund universe is the J.P. Morgan Emerging Market Bond Index Global. The index tracks total returns for traded external debt instruments in the emerging markets. The strategy indices could be used either for investment purposes or for efficient portfolio management purposes with the objective of an efficient management of cash flows and better coverage of markets. The allocation is discretionary and will be determined on the basis of a risk budget type approach. The allocated risk budget may vary over time according to market fluctuations and their interpretation in terms of risks by the Investment Manager. The rebalancing of the index (the last US business day of the month) does not involve any cost for the sub-fund. Additional information on the strategy indices provided by J.P. Morgan, its composition, calculation and rules for periodical review and rebalancing and on the general methodology behind, can be sourced by emailing index.research@jpmorgan.com.

The main derivatives instruments may be used as follows:

- Interest Rate Futures and Interest Rate Swaps (IRS), used to express views on market direction, and to hedge duration (interest rate sensitivity), with underlying exposures to Global Government Bonds and markets of varying maturities
- Inflation Swaps, used to express views on the pricing of inflation risk on an outright and a relative basis, and the hedging of those risks
- Currency Forwards and Non-Deliverable Forwards (NDFs), used to hedge currency risk and to take positions on expected market movements in foreign currencies
- Credit Default Swaps (CDS), used to express views on market expectations of changes in perceived or actual creditworthiness of borrowers including companies, agencies, and governments, and the hedging of those risks
- Credit Default Swap Tradable Indices and Credit Default Swap index tranches, used to express views on market expectations of changes in perceived or actual creditworthiness of baskets or indices of similar borrowers including companies, agencies, and governments, and the hedging of those risks
- TBA Mortgage-Backed Securities, being the trading of new Agency MBS prior to the underlying mortgage loans being allocated to the pool and so functioning as a derivative although operating in a manner similar to WI (When Issued) US Treasuries for a longer time period, used to express views on the direction of mortgage markets, and the hedging of those risks
- Commercial Mortgage-Backed Security Tradable Indices (CMBX), used to express views on market expectations of changes in perceived or actual creditworthiness of baskets or indices of Commercial Mortgage-Backed Securities, and the hedging of those risks
- Swaptions, options on Interest Rate Swaps, used to express views including but not limited to expectations of changes in the volatility of Interest Rate Swaps, as a proxy for market volatility more widely, and the hedging of those risks
- Warrants, including GDP-linked warrants
- Equity index futures, used to express views including but not limited to expectations of changes in market volatility, risk-seeking or risk-averse behaviour, and the hedging of those risks
- Options or baskets of options (such as but not limited to the VIX Volatility Index) on any of the above, used to express views including but not limited to expectations of changes in the volatility of bonds, securities, or other derivatives in the sub-fund, or as a proxy for market volatility more widely, and the hedging of those risks

Leverage details:

- a) Expected leverage, estimated at 4.5, is defined as the sum of the absolute values of the derivatives notional (with neither netting nor hedging arrangement) divided by the NAV. A higher leverage level (notional methodology) could be reached during the life of the sub-fund's investment strategy.
- b) **Higher leverage:** under certain circumstances higher reported leverage may be reached. This will normally be a function of an increasing volume of trade, but these may be offsetting risks. In the normal course of business leverage would fall once positions were closed or expired: using a gross methodology on contracts which roll on pre-defined calendar days, any new positions – even if these are implemented to offset existing positions – may have the effect of increasing the gross notional amount outstanding of any contracts; for example, we start with a long position of 100 futures contracts with a notional value of EUR10m. We then sell 50, giving a notional value of EUR5m. Gross leverage has fallen. But if we use FX forwards, this does not apply, because FX contracts do not get cancelled, they net out. So, a long position of USDJPY100m subsequently offset with a short position of the same amount to the same forward date may generate a gross exposure of USD200m, even if the net is zero. That will be the case until the forward date is reached, at which point both contracts

BNP Paribas Funds Euro Bond Opportunities

short-named BNP Paribas Euro Bond Opportunities

will be extinguished. Even if an allowance is made for identical FX trades, it will be appreciated that the situation may arise where non-identical but economically offsetting trades may have the effect of increasing a nominal gross leverage, even if economic leverage has been reduced or eliminated, for the life of those positions.

- c) Leverage may be generated by the use of futures, options, swaps, swaptions, forward contracts, and other derivative contracts, on fixed income, currency, equity indices, and baskets of any of these. Typically these contracts will be used either to isolate or hedge risks associated with fixed income markets including interest rate risk, changes in the yield curve or curves, country spreads, credit risk, foreign currency exposures, and market volatility.
- d) There may be little relationship between interest rate risk and derivatives notionals, such that very short-dated interest rate futures may have little sensitivity to changes in interest rates ("duration"), but employ large amounts of notional to generate those exposures. Equally, futures on long-dated bonds will tend to have a higher sensitivity to changes in interest rates ("duration"), but require comparatively less notional exposure.
- e) **Leverage Risk warning:** leverage may under certain circumstances generate an opportunity for higher return and therefore more important income, but at the same time, may increase the volatility of the sub-fund and therefore the risk to lose capital.
- f) **Risk Management:** a risk management process supervises this investment strategy through a daily VaR (99%; 1-month) monitoring completed by monthly back test and stress tests.

Information relating to SFDR and Taxonomy Regulation

The sub-fund promotes environmental and / or social characteristics, provided that the companies in which the investments are made follow good governance practices, in accordance with article 8 of SFDR, and it will have a minimum proportion of its assets considered as sustainable investments within the meaning of SFDR.

INFORMATION ABOUT THE ENVIRONMENTAL OR SOCIAL CHARACTERISTICS RELATING TO THIS SUB-FUND IS AVAILABLE IN THE ANNEX OF THE PROSPECTUS SET OUT IN BOOK III.

A summary of the commitments is also available in Appendix 5 of Book I.

Risk profile

Specific market risks:

- Collateral Management Risk
- Counterparty Risk
- Credit Risk
- Derivatives Risk
- Distressed Securities Risk
- Emerging Markets Risk
- Extra-Financial Criteria Investment Risk
- High Yield Bond Risk
- Liquidity Risk
- Risks Related to Investments in Some Countries
- Securitised Products Risk
- SFT Risks

Specific risks related to investments in Mainland China

- Risk related to Bond Connect

For an overview of the generic risks, please refer to the Appendix 3 of the Book I of the Prospectus.

Investor type profile

This sub-fund is suitable for investors who:

- ✓ Are looking for a diversification of their investments in fixed income securities;
- ✓ Can accept low to medium market risks;
- ✓ Have an investment horizon of 3 years.

Accounting Currency

EUR

Fees payable by the sub-fund

Category	Management (max)	Performance (max)	Distribution (max)	Other (max)	TAB ⁽¹⁾
Classic	0.75%	No	none	0.30%	0.05%
N	0.75%	No	0.50%	0.30%	0.05%
Privilege	0.40%	No	none	0.20%	0.05%
I	0.30%	No	none	0.17%	0.01%
X	none	No	none	0.17%	0.01%

BNP Paribas Funds Euro Bond Opportunities

short-named BNP Paribas Euro Bond Opportunities

(1) *Taxe d'abonnement. In addition, the Company may be subject to foreign UCI's tax, and/or other regulators levy, in the country where the sub-fund is registered for distribution.*

The complete list of shares offered is available on the website www.bnpparibas-am.com
For each active share, a KID is available on the website www.bnpparibas-am.com

Additional information

Valuation Day:

For each day of the week on which banks are open for business in Luxembourg (a "Valuation Day"), there is a corresponding NAV which is dated the same day.

It is available at the Company's registered office, from local agents, and in any newspapers designated by the Board of Directors and the website www.bnpparibas-am.com

Terms of subscription / conversion / redemption:

Subscription, redemption and conversion orders will be processed at an unknown net asset value in accordance with the rules set out below, only on Valuation Days, and the time mentioned is Luxembourg time.

Centralisation of orders ⁽²⁾	Orders Trade Date	NAV calculation and publication date	Orders Settlement Date
16:00 CET for STP orders, 12:00 CET for non STP orders on the Valuation Day (D)	Valuation Day (D)	Day after the Valuation Day (D+1)	Maximum three bank business days after the Valuation Day (D+3) ⁽¹⁾

(1) *If the settlement day is a currency holiday, the settlement will occur the following business day.*

Each time the "Orders Settlement Date" occurs before or on the same day of the "NAV calculation and publication date", the "Orders Settlement Date" will instead happen the next bank business day following the "NAV calculation and publication date."

(2) *Centralisation for December 24 and 31 will be exceptionally advanced to 12:00 CET for STP orders due to an early closure of markets.*

Historical information:

Sub-fund launched with the name "Interselex-Bond Rentinvest" on 4 May 1998 into the sicav BNP Paribas L1 by contribution of the "G-Rentinvest" and "G-Capital Rentinvest" sub-funds of the sicav G-Bond Fund

Renamed "Bond Europe Plus" on 30 September 1999

Absorption on 20 June 2001 of the "International Bond Fund" sub-fund of the sicav Banque Belge Asset Management Fund

Absorption on 18 August 2003 of the "CHF" and "Multi Currency" sub-funds of the sicav Generalux

Absorption on 8 December 2008 of the "Europe Bond Fund" and "Global Bond Fund Alrenta" sub-funds of the sicav ABN AMRO Funds

Absorption on 3 December 2012 of the "Bond Europe" sub-fund of the Company

Transformed into "Bond Euro Opportunities" on 26 April 2019

On 29 November 2019:

- Transfer into the Company with the current name
- Absorption of the "Bond Euro Long Term" and "Flexible Bond Euro" sub-funds of the Company

Taxation:

Potential shareholders are recommended to seek full information in their country of origin, place of residence or domicile on the possible tax consequences associated with their investment.

BNP Paribas Funds Euro Corporate Bond

short-named BNP Paribas Euro Corporate Bond

Investment objective

Increase the value of its assets over the medium term by investing primarily in Investment Grade bonds issued by European companies.

Investment policy

The sub-fund invests at least 2/3 of its assets in Investment Grade Bonds and/or securities treated as equivalent denominated in any currencies and issued by companies that have their registered office in, or conduct a significant proportion of their business in, Europe.

In the event the rating criteria are no longer met, the Investment Manager will promptly adjust the composition of the portfolio in the interest of the shareholders.

The remaining portion, namely a maximum of 1/3 of its assets, may be invested in any other transferable securities, money market instruments and also, within a limit of 10% of the assets, in UCITS or UCIs.

The sub-fund may hold equities or equivalent securities as a result of corporate actions, such as debt restructuring.

After hedging, the sub-fund's exposure to currencies other than the EUR will not exceed 5%.

It is actively managed and as such may invest in securities that are not included in the index Bloomberg Euro Aggregate Corporate* (the "benchmark"). Nevertheless, due to similar geographical and thematic constraints, investors should be aware that the sub-fund's risk and return profile may, from time to time, be comparable to the risk and return profile of the benchmark.

* with "Bloomberg Index Services Limited" as Benchmark Index administrators. Since 1 January 2021, "Bloomberg Index Services Limited" is considered as a "third country" UK administrator vis-à-vis the European Union and no longer appears on the Benchmark Register. The non-EU benchmarks are permitted to be used in the EU until the Regulation 2016/1011's transition period which has been extended to 31 December 2025. During this time "Bloomberg Index Services Limited" can either be granted the UK "equivalence" by the European Union or "endorsement" or "recognition" as per Regulation 2016/1011.

The sub-fund may hold ancillary liquid assets within the limits and conditions described in Book I, Appendix 1 – Eligible Assets, point 7.

Sustainable Investment policy

The Investment Manager applies BNP PARIBAS ASSET MANAGEMENT's Sustainable Investment Policy, which takes into account Environmental, Social and Governance (ESG) criteria in the investment process of the sub-fund, as set out in Book I.

Derivatives and Securities Financing Transactions

Core financial derivative instruments, and CDS may be used for efficient portfolio management and hedging as described in points 2 and 3 of Appendix 2 of Book I.

TRS* can be used as described on point 5 in Appendix 2 of Book I.

* TRS could be used for efficient portfolio management purposes with the objective of an efficient management of cash flows and better coverage of markets included in the reference investment universe of the sub-fund such as but not limited to the Bloomberg Barclays Euro Aggregate Corporate index. The investment universe of the aforesaid index is composed of euro aggregate bonds. The rebalancing of the index (each month) does not involve any cost for the sub-fund. Additional details regarding the index is available on the website <https://www.bloomberg.com/professional/product/indices/>.

Information relating to SFDR and Taxonomy Regulation

The sub-fund promotes environmental and / or social characteristics, provided that the companies in which the investments are made follow good governance practices, in accordance with article 8 of SFDR, and it will have a minimum proportion of its assets considered as sustainable investments within the meaning of SFDR.

INFORMATION ABOUT THE ENVIRONMENTAL OR SOCIAL CHARACTERISTICS RELATING TO THIS SUB-FUND IS AVAILABLE IN THE ANNEX OF THE PROSPECTUS SET OUT IN BOOK III.

A summary of the commitments is also available in Appendix 5 of Book I.

Risk profile

Specific market risks:

- Credit Risk
- Derivatives Risk
- Extra-Financial Criteria Investment Risk

For an overview of the generic risks, please refer to the Appendix 3 of the Book I of the Prospectus.

Investor type profile

This sub-fund is suitable for investors who:

- ✓ Are looking for a diversification of their investments in fixed income securities;
- ✓ Can accept low to medium market risks;
- ✓ Have an investment horizon of 3 years.

Accounting Currency

EUR

BNP Paribas Funds Euro Corporate Bond
short-named BNP Paribas Euro Corporate Bond

Fees payable by the sub-fund

Category	Management (max)	Performance (max)	Distribution (max)	Other (max)	TAB ⁽¹⁾
Classic	0.75%	No	none	0.30%	0.05%
N	0.75%	No	0.50%	0.30%	0.05%
Privilege	0.40%	No	none	0.20%	0.05%
I	0.30%	No	none	0.17%	0.01%
X	none	No	none	0.17%	0.01%
K	0.75%	No	0.75%	0.30%	0.05%

(1) *Taxe d'abonnement. In addition, the Company may be subject to foreign UCI's tax, and/or other regulators levy, in the country where the sub-fund is registered for distribution.*

The complete list of shares offered is available on the website www.bnpparibas-am.com

For each active share, a KID is available on the website www.bnpparibas-am.com

Additional information**Valuation Day:**

For each day of the week on which banks are open for business in Luxembourg (a "Valuation Day"), there is a corresponding NAV which is dated the same day.

It is available at the Company's registered office, from local agents, and in any newspapers designated by the Board of Directors and the website www.bnpparibas-am.com

Terms of subscription / conversion / redemption:

Subscription, redemption and conversion orders will be processed at an unknown net asset value in accordance with the rules set out below, only on Valuation Days, and the time mentioned is Luxembourg time.

Centralisation of orders ⁽²⁾	Orders Trade Date	NAV calculation and publication date	Orders Settlement Date
16:00 CET for STP orders, 12:00 CET for non STP orders on the Valuation Day (D)	Valuation Day (D)	Day after the Valuation Day (D+1)	Maximum three bank business days after the Valuation Day (D+3) ⁽¹⁾

(1) *If the settlement day is a currency holiday, the settlement will occur the following business day.*

Each time the "Orders Settlement Date" occurs before or on the same day of the "NAV calculation and publication date", the "Orders Settlement Date" will instead happen the next bank business day following the "NAV calculation and publication date."

(2) *Centralisation for December 24 and 31 will be exceptionally advanced to 12:00 CET for STP orders due to an early closure of markets.*

Historical information:

Sub-fund launched on 17 July 2001 with the name "European Corporate Bond"

Renamed "Euro Corporate Bond" on 27 May 2005

Absorption on 30 June 2005 of the "European Bonds" sub-fund of the "CAIXA FUNDS"

Renamed "Bond Euro Corporate" as from 1st September 2010

Absorption on 14 March 2011 of the "Bond Euro Corporate" sub-fund of the sicav BNP Paribas L1

"Privilege-CAP" shares split by 10 on 6 June 2014

"I-CAP" shares split by 1,000 on 6 June 2014

Current name as from 30 August 2019

"Classic H CZK-CAP" shares reverse-split 1 new share for 100 issued shares on 7 July 2020

Taxation:

Potential shareholders are recommended to seek full information in their country of origin, place of residence or domicile on the possible tax consequences associated with their investment.

BNP Paribas Funds Euro Corporate Bond Opportunities

short-named BNP Paribas Euro Corporate Bond Opportunities

Investment objective

Increase the value of its assets by appreciating the performance on 2 axes (income and/or dividend coming from by investments and capital appreciation coming from market price changes) over the medium term by investing primarily in euro denominated corporate bonds.

Investment policy

The sub-fund invests at least 2/3 of its assets in Investment Grade bonds and/or securities treated as equivalent denominated in euro and issued by companies that have their registered office in, or conduct a significant proportion of their business in, Europe.

In the event the rating criteria are no longer met, the Investment Manager will promptly adjust the composition of the portfolio in the interest of the shareholders.

The remaining portion, namely a maximum of 1/3 of its assets, may be invested in non-euro denominated bonds, investment grade structured debt limited to 10% of the assets, contingent convertible bonds limited to 10% of the assets, money market instruments and also, within a limit of 10% of the assets, in UCITS or UCIs.

The sub-fund may be exposed to emerging markets up to 5% of its assets.

The sub-fund may hold equities or equivalent securities as a result of corporate actions, such as debt restructuring as well as ancillary liquid assets within the limits and conditions described in Book I, Appendix 1 – Eligible Assets, point 7.

Sustainable Investment policy

The Investment Manager applies BNP PARIBAS ASSET MANAGEMENT's Sustainable Investment Policy, which takes into account Environmental, Social and Governance (ESG) criteria in the investment process of the sub-fund, as set out in Book I.

The sub-fund respects the Minimum Extra-Financial Analysis coverage rate, as set out in Book I.

The average portfolio ESG score of the sub-fund is higher than the one of its investment universe, being all the euro denominated debt and money market issuers.

Derivatives and Securities Financing Transactions

Core Financial Derivative Instruments, CDS, and Warrants₁ on markets regulated in France or abroad, used in order to manage the bond risks and to achieve the investment objective.

Information relating to SFDR and Taxonomy Regulation

The sub-fund promotes environmental and / or social characteristics, provided that the companies in which the investments are made follow good governance practices, in accordance with article 8 of SFDR, and it will have a minimum proportion of its assets considered as sustainable investments within the meaning of SFDR.

INFORMATION ABOUT THE ENVIRONMENTAL OR SOCIAL CHARACTERISTICS RELATING TO THIS SUB-FUND IS AVAILABLE IN THE ANNEX OF THE PROSPECTUS SET OUT IN BOOK III.

A summary of the commitments is also available in Appendix 5 of Book I.

Risk profile

Specific market risks:

- Contingent Convertible Risks
- Credit Risk
- Emerging Markets Risk
- Extra-Financial Criteria Investment Risk
- Warrant Risk

For an overview of the generic risks, please refer to the Appendix 3 of the Book I of the Prospectus.

Investor type profile

This sub-fund is suitable for investors who:

- ✓ Are looking for a diversification of their investments in fixed income securities;
- ✓ Can accept low to medium market risks;
- ✓ Have an investment horizon of 3 years.

Accounting Currency

EUR

Fees payable by the sub-fund

Category	Management (max)	Performance (max)	Distribution (max)	Other (max)	TAB ⁽¹⁾
Classic	0.75%	No	none	0.30%	0.05%
N	0.75%	No	0.50%	0.30%	0.05%
Privilege	0.40%	No	none	0.20%	0.05%
I	0.30%	No	none	0.17%	0.01%
X	none	No	none	0.17%	0.01%
K	0.75%	No	0.75%	0.30%	0.05%

BNP Paribas Funds Euro Corporate Bond Opportunities

short-named BNP Paribas Euro Corporate Bond Opportunities

(1) *Taxe d'abonnement. In addition, the Company may be subject to foreign UCI's tax, and/or other regulators levy, in the country where the sub-fund is registered for distribution.*

The complete list of shares offered is available on the website www.bnpparibas-am.com

For each active share, a KID is available on the website www.bnpparibas-am.com

Additional information

Valuation Day:

For each day of the week on which banks are open for business in Luxembourg (a "Valuation Day"), there is a corresponding NAV which is dated the same day.

It is available at the Company's registered office, from local agents, and in any newspapers designated by the Board of Directors and the website www.bnpparibas-am.com

Terms of subscription / conversion / redemption:

Subscription, redemption and conversion orders will be processed at an unknown net asset value in accordance with the rules set out below, only on Valuation Days, and the time mentioned is Luxembourg time.

Centralisation of orders ⁽²⁾	Orders Trade Date	NAV calculation and publication date	Orders Settlement Date
16:00 CET for STP orders, 12:00 CET for non STP orders on the Valuation Day (D)	Valuation Day (D)	Day after the Valuation Day (D+1)	Maximum three bank business days after the Valuation Day (D+3) ⁽¹⁾

(1) *If the settlement day is a currency holiday, the settlement will occur the following business day.*

Each time the "Orders Settlement Date" occurs before or on the same day of the "NAV calculation and publication date", the "Orders Settlement Date" will instead happen the next bank business day following the "NAV calculation and publication date."

(2) *Centralisation for December 24 and 31 will be exceptionally advanced to 12:00 CET for STP orders due to an early closure of markets.*

Historical information:

Sub-fund launched with the name "Bond Euro Corporate" on 31 January 2014 into the sicav BNP Paribas L1 as a Feeder sub-fund of the current named "Euro Corporate Bond" sub-fund of the Company.

Feederisation cancelled on 15 January 2016

Transfer into the Company on 13 September 2019 with the current name

Absorption on 9 October 2020 of the French Feeder UCITS "BNP PARIBAS OBLI ENTREPRISES"

Taxation:

Potential shareholders are recommended to seek full information in their country of origin, place of residence or domicile on the possible tax consequences associated with their investment.

BNP Paribas Funds Euro Corporate Green Bond

short-named BNP Paribas Euro Corporate Green Bond

Investment objective

Increase the value of its assets over the medium term by investing primarily in Investment Grade Bonds issued by European companies supporting climate-related and environmental projects as well as sustainable related projects.

Benchmark

The MSCI Euro Corporate Green Bond benchmark is used for performance comparison only.

The sub-fund is not benchmark-constrained and its performance may deviate significantly from that of the benchmark.

Investment policy

This sub-fund aims at facilitating or accelerating the transition into a sustainable world by focusing on challenges related to environment by investing at least 75% of its assets in green bonds to finance projects primarily designed to deliver solutions to climate change.

The sub-fund invests at least 2/3 of its assets in Investment Grade Bonds issued by companies that have their registered office in, or conduct a significant portion of their business in Europe.

A maximum of 30% of the sub-fund's assets may be invested in bonds issued by European governments, sovereign agencies, local entities and supranational agencies and qualifying as green bonds, social bonds or sustainability bonds.

A maximum of 15% of the sub-fund's assets may be invested in bonds issued by companies that have their registered office in or conduct the majority of their business in emerging countries, denominated in Hard Currencies and qualifying as green bonds or sustainability bonds.

The sub-fund may also invest in:

- any other debt securities (including investment grade Structured Debt Securities that they are considered as green bonds or sustainability bonds) (up to 20% of its assets),
- in perpetual bonds (up to 20% of the assets),
- non-rated debt securities (up to 10% of its assets),
- any other Transferable Securities and money market instruments (up to 10% of its assets),
- contingent convertible bonds (up to 10% of its assets),
- UCITS or UCIs (up to 10% of its assets).

Exposure to High Yield Bonds in various currencies throughout the world is limited to a maximum of 25% of the sub-fund's assets. Minimum rating at purchase B3 (Moody's) or B- (S&P / Fitch). If these ratings criteria are not met, the Investment Manager shall adjust the portfolio's composition in the best interests of the shareholders and in the timeliest manner.

A maximum of 30% of the sub-fund's assets may be denominated in USD or GBP. After hedging, the sub-fund's exposure to currencies other than EUR may not exceed 5%.

The sub-fund may hold ancillary liquid assets within the limits and conditions described in Book I, Appendix 1 – Eligible Assets, point 7.

Sustainable Investment policy

The Investment Manager applies BNP PARIBAS ASSET MANAGEMENT's Sustainable Investment Policy, which takes into account Environmental, Social and Governance (ESG) criteria in the investment process of the sub-fund.

The sub-fund invests at least 90% of its assets (excluding ancillary liquid assets) in securities issued by issuers that have an ESG score assessed using the internal methodology, as set out in Book I.

The investment universe of this sub-fund is based on the Green Bond Principles ("GBP")* as formulated by the International Capital Market Association (more information on these principles are available in the following website: <https://www.icmagroup.org/sustainable-finance/the-principles-guidelines-and-handbooks/green-bond-principles-gbp/>). Furthermore, issuers and underlying projects are screened using a proprietary green bond and sustainability bond assessment methodology. Green bonds' proceeds are used for projects, assets, and/or activities that deliver benefits towards some environmental objective(s) (e.g. ...). Sustainability bonds' proceeds are used for projects, assets, and/or activities that deliver benefits towards some environmental and social objective(s) (e.g. solutions for climate change, access to essential services, access to basic infrastructure. Issuers with poor ESG practices and policies, and issuers with severe ESG controversies are excluded. Underlying projects not aligned with a proprietary taxonomy of eligible activities or having high negative externalities are also excluded from the investment universe. The following recommendations are issued for green/ sustainability bonds:

- Positive: issuers having a good score
- Neutral: issuers having a medium score
- Negative: issuers having a poor score

The Investment Manager may not invest in Green bonds/ Sustainability bonds with a negative recommendation.

Derivatives and Securities Financing Transactions

Core financial derivative instruments, and CDS may be used for efficient portfolio management and hedging as described in points 2 and 3 of Appendix 2 of Book I.

TRS* can be used as described on point 5 in Appendix 2 of Book I.

* TRS could be used for efficient portfolio management purposes with the objective of an efficient management of cash flows and better coverage of markets included in the reference investment universe of the sub-fund, such as but not limited to the Bloomberg MSCI Euro Corporate Green Bond Index. The investment universe of the aforesaid index is composed of euro aggregate bonds. The rebalancing of the index (each month) does not involve any cost for the sub-fund. Additional details regarding the index is available on the website <https://www.bloomberg.com/professional/product/indices/>.

Information relating to SFDR and Taxonomy Regulation

BNP Paribas Funds Euro Corporate Green Bond

short-named BNP Paribas Euro Corporate Green Bond

The sub-fund has a sustainable investment objective in accordance with article 9 of SFDR and it will make a minimum of sustainable investments with environmental objectives and/or social objectives.

INFORMATION ABOUT SUSTAINABLE INVESTMENT RELATING TO THIS SUB-FUND IS AVAILABLE IN THE ANNEX OF THE PROSPECTUS SET OUT IN BOOK III.

A summary of the commitments is also available in Appendix 5 of Book I.

Risk profile

Specific market risks:

- Credit Risk
- Derivatives Risk
- Extra-Financial Criteria Investment Risk

For an overview of the generic risks, please refer to the Appendix 3 of the Book I of the Prospectus.

Investor type profile

This sub-fund is suitable for investors who:

- ✓ Are looking for a diversification of their investments in fixed income securities;
- ✓ Can accept low to medium market risks;
- ✓ Have an investment horizon of 3 years.

Accounting Currency

EUR

Fees payable by the sub-fund

Category	Management (max)	Performance (max)	Distribution (max)	Other (max)	TAB ⁽¹⁾
Classic	0.65%	No	none	0.25%	0.05%
N	0.65%	No	0.50%	0.25%	0.05%
Privilege	0.35%	No	none	0.20%	0.05%
I	0.30%	No	none	0.17%	0.01%
X	none	No	none	0.17%	0.01%

⁽¹⁾ *Taxe d'abonnement. In addition, the Company may be subject to foreign UCI's tax, and/or other regulators levy, in the country where the sub-fund is registered for distribution.*

The complete list of shares offered is available on the website www.bnpparibas-am.com

For each active share, a KID is available on the website www.bnpparibas-am.com

Additional information

Valuation Day:

For each day of the week on which banks are open for business in Luxembourg (a "Valuation Day"), there is a corresponding NAV which is dated the same day.

It is available at the Company's registered office, from local agents, and in any newspapers designated by the Board of Directors and the website www.bnpparibas-am.com

Terms of subscription / conversion / redemption:

Subscription, redemption and conversion orders will be processed at an unknown net asset value in accordance with the rules set out below, only on Valuation Days, and the time mentioned is Luxembourg time.

Centralisation of orders ⁽²⁾	Orders Trade Date	NAV calculation and publication date	Orders Settlement Date
16:00 CET for STP orders, 12:00 CET for non STP orders on the Valuation Day (D)	Valuation Day (D)	Day after the Valuation Day (D+1)	Maximum three bank business days after the Valuation Day (D+3) ⁽¹⁾

⁽¹⁾ *If the settlement day is a currency holiday, the settlement will occur the following business day. Each time the "Orders Settlement Date" occurs before or on the same day of the "NAV calculation and publication date", the "Orders Settlement Date" will instead happen the next bank business day following the "NAV calculation and publication date."*

⁽²⁾ *Centralisation for December 24 and 31 will be exceptionally advanced to 12:00 CET for STP orders due to an early closure of markets.*

Historical information:

Sub-fund launched on 14 October 2022

BNP Paribas Funds Euro Corporate Green Bond
short-named BNP Paribas Euro Corporate Green Bond

Taxation:

Potential shareholders are recommended to seek full information in their country of origin, place of residence or domicile on the possible tax consequences associated with their investment.

BNP Paribas Funds Euro Defensive Equity

short-named BNP Paribas Euro Defensive Equity

Investment objective

The portfolio is built based on a systematic approach, combining several equity factor criteria such as value, profitability, low-volatility and momentum without trying to get a market sensitivity close to 1.

Investment policy

At all times, this sub-fund invests at least 75% of its assets in equities and/or equity equivalent securities denominated or traded in euros issued by a limited number of companies that have their registered office in one of the member states of the Eurozone.

The remaining portion, namely a maximum of 25% of its assets, may be invested in any other transferable securities, money market instruments, and also, within a limit of 15% of the assets, in debt securities of any kind and, within a limit of 10% of the assets, in UCITS or UCIs.

The sub-fund's exposure to currencies other than EUR may not exceed 10%.

The sub-fund may hold ancillary liquid assets within the limits and conditions described in Book I, Appendix 1 – Eligible Assets, point 7.

Sustainable Investment policy

The Investment Manager applies BNP PARIBAS ASSET MANAGEMENT's Sustainable Investment Policy, which takes into account Environmental, Social and Governance (ESG) criteria in the investment process of the sub-fund as set out in Book I.

The sub-fund applies binding and significant ESG integration approach and improves its ESG profile while aiming at reducing its environmental footprint, as measured by greenhouse gas emissions, compared to the investment universe.

Scores related to ESG and carbon footprint are calculated for each issuer of the investment universe. The portfolio is then constructed to select the best securities available in order to consistently achieve the following targets:

- a portfolio's ESG score higher than the ESG score of the investment universe after eliminating at least 20% of securities with the lowest ESG Score, and
- a portfolio's carbon footprint at least 50% lower than the carbon footprint of the investment universe.

The investment manager applies a non-financial analysis on a minimum of 90% of the assets of the sub-fund (excluding ancillary liquid assets) based on the internal Proprietary ESG scoring framework, and assessment of their carbon footprint, as indicated in Book I.

Furthermore, the sub-fund does not invest in:

- companies that are part of the 10% lowest ESG scores of the investment universe, assessed in accordance with the ESG Scores methodology referred to in Book I;
- companies that do not comply with BNP Paribas Asset Management's Responsible Business Conduct Standards, as set out in Book I.

Derivatives and Securities Financing Transactions

Core financial derivative instruments may be used for efficient portfolio management and hedging as described in points 2 and 3 of Appendix 2 of Book I.

The sub-fund applies systematic index option overlay strategy in order to protect the NAV of the sub-fund from extreme downside market movements.

Structurally, put options are systematically used to protect the sub-fund against downside market movements. Purchase of the put options is financed by the sale of call options and further out-of-the money put options.

Futures may be used to manage the total exposure and to express tactical views when applicable.

Information relating to SFDR and Taxonomy Regulation

The sub-fund promotes environmental and / or social characteristics, provided that the companies in which the investments are made follow good governance practices, in accordance with article 8 of SFDR, and it will have a minimum proportion of its assets considered as sustainable investments within the meaning of SFDR.

INFORMATION ABOUT THE ENVIRONMENTAL OR SOCIAL CHARACTERISTICS RELATING TO THIS SUB-FUND IS AVAILABLE IN THE ANNEX OF THE PROSPECTUS SET OUT IN BOOK III.

A summary of the commitments is also available in Appendix 5 of Book I.

Risk profile

Specific market risks:

- Collateral Management Risk
- Counterparty Risk
- Derivatives Risk
- Extra-Financial Criteria Investment Risk
- Equity Risk

For an overview of the generic risks, please refer to the Appendix 3 of the Book I of the Prospectus.

Investor type profile

This sub-fund is suitable for investors who:

- ✓ Are looking for a diversification of their investments through exposure to a range of asset classes, globally;
- ✓ Are willing to accept higher market risks in order to potentially generate higher long-term returns;

BNP Paribas Funds Euro Defensive Equity

short-named BNP Paribas Euro Defensive Equity

- ✓ Can accept significant temporary losses;
- ✓ Can tolerate medium to high volatility;
- ✓ Have an investment horizon of 5 years.

Accounting Currency

EUR

Fees payable by the sub-fund

Category	Management (max)	Performance (max)	Distribution (max)	Other (max)	TAB ⁽¹⁾
Classic	1.75%	No	none	0.40%	0.05%
N	1.75%	No	0.75%	0.40%	0.05%
Privilege	0.90%	No	none	0.25%	0.05%
I	0.85%	No	none	0.20%	0.01%
X	none	No	none	0.20%	0.01%

(1) *Taxe d'abonnement. In addition, the Company may be subject to foreign UCI's tax, and/or other regulators levy, in the country where the sub-fund is registered for distribution.*

The complete list of shares offered is available on the website www.bnpparibas-am.com

For each active share, a KID is available on the website www.bnpparibas-am.com

Additional information

Valuation Day:

For each day of the week on which banks are open for business in Luxembourg (a "Valuation Day"), there is a corresponding NAV which is dated the same day.

It is available at the Company's registered office, from local agents, and in any newspapers designated by the Board of Directors and the website www.bnpparibas-am.com

Terms of subscription / conversion / redemption:

Subscription, redemption and conversion orders will be processed at an unknown net asset value in accordance with the rules set out below, only on Valuation Days, and the time mentioned is Luxembourg time.

Centralisation of orders	Orders Trade Date	NAV calculation and publication date	Orders Settlement Date
12:00 CET on the Valuation Day (D)	Valuation Day (D)	Day after the Valuation Day (D+1)	Maximum three bank business days after the Valuation Day (D+3) ⁽¹⁾

(1) *If the settlement day is a currency holiday, the settlement will occur the following business day.*

(2) *Each time the "Orders Settlement Date" occurs before or on the same day of the "NAV calculation and publication date", the "Orders Settlement Date" will instead happen the next bank business day following the "NAV calculation and publication date."*

Historical information:

Sub-fund launched on 4 November 2009 with the name "Europe Flexible Equities"

Renamed "Flexible Equity Europe" as from 1st September 2010

"IH EUR-CAP" renamed "I-CAP" as from 30 April 2019

Transformation into "Euro Defensive Equity" as from 30 August 2019

Taxation:

Potential shareholders are recommended to seek full information in their country of origin, place of residence or domicile on the possible tax consequences associated with their investment.

BNP Paribas Funds Euro Equity

short-named BNP Paribas Euro Equity

Investment objective

Increase the value of its assets over the medium term by investing primarily in Eurozone equities.

Investment policy

At all times, this sub-fund invests at least 75% of its assets in equities and/or equity equivalent securities denominated or traded in euros issued by a limited number of companies that have their registered offices in one of the member states of the Eurozone and are characterised by the quality of their financial structure and/or potential for earnings growth.

The remaining portion, namely a maximum of 25% of its assets, may be invested in any other transferable securities and money market instruments, provided that investments in debt securities of any kind do not exceed 15% of its assets, and up to 10% of its assets may be invested in UCITS or UCIs.

After hedging, the sub-fund's exposure to currencies other than EUR will not exceed 5%.

Although the majority of the sub-fund equity securities may be components of the index MSCI EMU (NR)* (the "benchmark"), the Investment Manager uses its wide discretion in relation to the benchmark to invest in companies and sectors not included in the benchmark in order to take advantage of specific investment opportunities. Industry analysis is first undertaken to assess the structural characteristics of the industry in which each company operates. The stock selection is then achieved by placing substantial importance on the generation of detailed, proprietary research at company level. The Investment Manager seeks to exploit the market's increasing short-term focus by investing in companies when their attractive, longer-term investment attributes are masked by shorter term trends, fashion or random noise.

* with "MSCI Limited" as Benchmark Index administrator. Since 1 January 2021, "MSCI Limited" is considered as a "third country" UK administrator vis-à-vis the European Union and no longer appears on the Benchmark Register. The non-EU benchmarks are permitted to be used in the EU until the Regulation 2016/1011's transition period which has been extended to 31 December 2025. During this time "MSCI Limited" can either be granted the UK "equivalence" by the European Union or "endorsement" or "recognition" as per Regulation 2016/1011.

The end result is a high conviction portfolio with investments made in approx. 40 companies characterized by the quality of their financial structure and/or potential for earnings growth. Internal investment guidelines have been defined, including in reference to the benchmark, and are regularly monitored to ensure the investment strategy remains actively managed, while staying within pre-defined risk levels. Nevertheless, due to similar geographical constraint, investors should be aware that the sub-fund's risk and return profile may, from time to time, be comparable to the risk and return profile of the benchmark.

The sub-fund may hold ancillary liquid assets within the limits and conditions described in Book I, Appendix 1 – Eligible Assets, point 7.

Sustainable Investment policy

The Investment Manager applies BNP PARIBAS ASSET MANAGEMENT's Sustainable Investment Policy, which takes into account Environmental, Social and Governance (ESG) criteria in the investment process of the sub-fund, as set out in Book I.

The sub-fund respects the Minimum Extra-Financial Analysis coverage rate, as set out in Book I.

The average portfolio ESG score of the sub-fund is higher than the one of its investment universe.

Derivatives and Securities Financing Transactions

Core financial derivative instruments may be used for efficient portfolio management and hedging as described in points 2 and 3 of Appendix 2 of Book I.

Information relating to SFDR and Taxonomy Regulation

The sub-fund promotes environmental and / or social characteristics, provided that the companies in which the investments are made follow good governance practices, in accordance with article 8 of SFDR, and it will have a minimum proportion of its assets considered as sustainable investments within the meaning of SFDR.

INFORMATION ABOUT THE ENVIRONMENTAL OR SOCIAL CHARACTERISTICS RELATING TO THIS SUB-FUND IS AVAILABLE IN THE ANNEX OF THE PROSPECTUS SET OUT IN BOOK III.

A summary of the commitments is also available in Appendix 5 of Book I.

Risk profile

Specific market risks:

- Extra-Financial Criteria Investment Risk
- Equity Risk
- Small Cap, Specialised or Restricted Sectors Risk

For an overview of generic risks, please refer to the Appendix 3 of Book I of the Prospectus.

Investor type profile

This sub-fund is suitable for investors who:

- ✓ Are looking for a diversification of their investments in equities;
- ✓ Are willing to accept higher market risks in order to potentially generate higher long-term returns;
- ✓ Can accept significant temporary losses;
- ✓ Can tolerate volatility;
- ✓ Have an investment horizon of 5 years.

Accounting Currency

EUR

BNP Paribas Funds Euro Equity

short-named BNP Paribas Euro Equity

Fees payable by the sub-fund

Category	Management (max)	Performance (max)	Distribution (max)	Other (max)	TAB ⁽¹⁾
Classic	1.50%	No	none	0.40%	0.05%
N	1.50%	No	0.75%	0.40%	0.05%
Privilege	0.75%	No	none	0.25%	0.05%
I	0.75%	No	none	0.20%	0.01%
X	none	No	none	0.20%	0.01%
K	1.50%	No	0.75%	0.40%	0.05%

(1) *Taxe d'abonnement. In addition, the Company may be subject to foreign UCI's tax, and/or other regulators levy, in the country where the sub-fund is registered for distribution.*

The complete list of shares offered is available on the website www.bnpparibas-am.com

For each active share, a KID is available on the website www.bnpparibas-am.com

Additional information

Valuation Day:

For each day of the week on which banks are open for business in Luxembourg (a "Valuation Day"), there is a corresponding NAV which is dated the same day.

It is available at the Company's registered office, from local agents, and in any newspapers designated by the Board of Directors and the website www.bnpparibas-am.com

Terms of subscription / conversion / redemption:

Subscription, redemption and conversion orders will be processed at an unknown net asset value in accordance with the rules set out below, only on Valuation Days, and the time mentioned is Luxembourg time.

Centralisation of orders ⁽²⁾	Orders Trade Date	NAV calculation and publication date	Orders Settlement Date
16:00 CET for STP orders, 12:00 CET for non STP orders on the Valuation Day (D)	Valuation Day (D)	Day after the Valuation Day (D+1)	Maximum three bank business days after the Valuation Day (D+3) ⁽¹⁾

(1) *If the settlement day is a currency holiday, the settlement will occur the following business day.*

Each time the "Orders Settlement Date" occurs before or on the same day of the "NAV calculation and publication date", the "Orders Settlement Date" will instead happen the next bank business day following the "NAV calculation and publication date."

(2) *Centralisation for December 24 and 31 will be exceptionally advanced to 12:00 CET for STP orders due to an early closure of markets.*

Historical information:

Sub-fund launched on 31 August 1998 in the sicav INTERSELEX (renamed FORTIS L FUND on 30 September 1999 and BNP Paribas L1 on 1 August 2010)

Absorption on 12 February 2007 of the "Equity Factor 1.3 Euro" sub-fund of the sicav Fortis L Fund

Absorption on 18 July 2011 of the "Equity Euro" sub-fund of the Company

Transfer in the Company on 27 May 2013 with the name "Equity Best Selection Euro"

Absorption on 3 June 2013 of the "Equity France" sub-fund of the Company

"Classic H CZK-CAP" shares split by 100 on 6 June 2014

Absorption on 18 January 2019 of the "Equity Netherlands" sub-fund of the sicav BNP Paribas L1

Current name as from 30 August 2019

Absorption on 13 September 2019 of the "Equity Euro" sub-fund of the sicav BNP Paribas L1

"Classic H CZK-CAP" shares reverse-split 1 new share for 100 issued shares on 7 July 2020

Absorption on 7 October 2022 of the "Euro Mid Cap" and "Germany Multi-Factor Equity" sub-funds of the Company

Taxation:

Potential shareholders are recommended to seek full information in their country of origin, place of residence or domicile on the possible tax consequences associated with their investment.

BNP Paribas Funds Euro Flexible Bond

short-named BNP Paribas Euro Flexible Bond

Investment objective

Achieve return that are higher than Euro Money Market over a recommended investment horizon of around 36 Months.

Benchmark

The 20% Bloomberg Euro Aggregate 1-3 years + 80% €STR benchmark is used for performance comparison only.

The sub-fund is not benchmark-constrained and its performance may deviate significantly from that of the benchmark.

Investment policy

In order to achieve its investment objective, the sub-fund enforces a flexible bond strategy which is an actively managed strategy that seeks a higher return than money market funds while still maintaining a high level of liquidity.

The investment process of the sub-fund is based on a flexible approach combining active and fundamental approach on duration management, yield curve position, country allocation, issuer selection as well as on OECD Currencies. This process is combined with internal sustainability extra-financial research capabilities, as well as macro and credit research and quantitative analysis forces.

The fixed income investment process comprises four phases:

- 1) A 'macro economic' committee, comprising all the managers of the management teams by asset class, meets monthly. It identifies the global view of financial market participants on macroeconomic trends (market consensus), then determines the economic scenario of the bond department based on the findings of BNP PARIBAS ASSET MANAGEMENT's macroeconomic research team as well as on certain independent external sources.
- 2) On this basis, the Fixed Income Investment Committee, composed of the Heads of Fixed Income and headed by the Head of the Global Multi Strategies Fixed Income team, establishes views on each of the major fixed income asset classes at its disposal (German rates, Italian rates, US rates, Euro Investment Grade corporate bonds, High Yield bonds, foreign exchange, covered debt, etc.) and gives a degree of conviction associated with each of these views
- 3) Based on the views defined by the investment committee, the allocation committee then decides on the allocation by sector, country and maturity as well as the risk budget to be allocated to the model portfolio to benefit from the divergence between views and market consensus (incorporating the level of conviction). This allocation part is complemented by a selection part with the choice of issuers by country, curve segment and sectors.

Issuers are selected by the managers based on the recommendations of credit analysts and relative value views while taking into account the views of non financial analysts:

- Credit spreads* of the main issuers by maturity bucket and rating category are analysed in relative value relative to their historical average as well as to their government bond yields.
 - * Credit spread is the yield spread between a security issued by a private issuer and the swap rate of comparable maturity.
 - The selection of issuers by country, curve segment, sectors and rating is ultimately carried out using the above elements
- 4) Portfolio construction: The sub-fund's portfolio is then calibrated and constructed by the fixed income team based on the risk allocation choices and issuer choices made above, incorporating some short term tactical decisions, the potential diversification into convertible bonds as well as the possibility of using systematic quantitative models.

Description of the assets

1. Main assets categories

- I) Investment Grade Fixed Income and money market instruments: The sub-fund may be exposed to the following investment Grade securities (bond and/or money market), in a range comprised between 50% to 100% of its assets in regulated market, across regulated markets denominated in Euro and/or other OECD currencies:
 - Government bonds (including inflation linked bonds) and supra national bills and notes with a minimum of 10% for debt securities of euro zone countries;
 - Investment grade structured debts (including ABS/MBS & other structured products) are limited to 20%;
 - Investment grade bonds issued by public entities or guaranteed by public entities;
 - Investment grade covered bonds;
 - Corporate bonds (including financials) not benefitting from a guarantee from a state;
 - Green Bonds
- II) Non-Investment Grade Fixed Income: the sub-fund may also be exposed to High Yield debt instruments in a range between 0% and 30% of the sub-fund's assets, across regulated markets denominated in Euro and/or other OECD currencies. A cumulated limit applies for HY and non-rated debt instruments in a range of 0% to 40%.

2. Ancillary assets

- I) Convertible bonds up to 10% of the assets
- II) Foreign Exchange instruments,
- III) Other money market instruments

The sub-fund may be invested through over UCITS and/or UCIs up to 10% of its assets.

The sub-fund may invest in perpetual callable bonds up to 20% of the assets.

The sub-fund may hold ancillary liquid assets within the limits and conditions described in Book I, Appendix 1 – Eligible Assets, point 7.

The sub-fund is not invested or exposed to equities.

The sub-fund is managed within an interest rates sensitivity range of -3 to +7 years.

After hedging, the remaining exposure to currencies other than the EUR will be less than 40%.

BNP Paribas Funds Euro Flexible Bond

short-named BNP Paribas Euro Flexible Bond

Sustainable Investment policy

The Investment Manager applies BNP PARIBAS ASSET MANAGEMENT's Sustainable Investment Policy, which takes into account Environmental, Social and Governance (ESG) criteria in the investment process of the sub-fund, as set out in Book I.

The sub-fund respects the Minimum Extra-Financial Analysis coverage rate, as set out in Book I.

The average portfolio ESG score of the sub-fund is higher than the one of its investment universe, being debt securities denominated in Euro and/or other OECD currencies.

The investment universe is represented by the following composition:

- 75% of the Bloomberg Global Aggregate (USD) RI index,
- 15% of the ICE BofAML Euro High Yield (EUR) RI index,
- 10% of the ICE BofAML US High Yield (USD) RI index.

Derivatives and Securities Financing Transactions

Core financial derivative instruments, CDS, and Other Swaps, may be used for efficient portfolio management, hedging, and Investment purposes, as described in points 2 and 3 of Appendix 2 of Book I.

Information relating to SFDR and Taxonomy Regulation

The sub-fund promotes environmental and / or social characteristics, provided that the companies in which the investments are made follow good governance practices, in accordance with article 8 of SFDR, and it will have a minimum proportion of its assets considered as sustainable investments within the meaning of SFDR.

INFORMATION ABOUT THE ENVIRONMENTAL OR SOCIAL CHARACTERISTICS RELATING TO THIS SUB-FUND IS AVAILABLE IN THE ANNEX OF THE PROSPECTUS SET OUT IN BOOK III.

A summary of the commitments is also available in Appendix 5 of Book I.

Risk profile

Specific market risks:

- Collateral Management Risk
- Counterparty Risk
- Credit Risk
- Currency Exchange Risk
- Derivatives Risk
- Extra-Financial Criteria Investment Risk
- High Yield Bond Risk
- Securitised Products Risk

For an overview of generic risks, please refer to the Appendix 3 of Book I of the Prospectus.

Investor type profile

This sub-fund is suitable for investors who:

- ✓ Are looking for a diversification of their investments in fixed income securities;
- ✓ Can accept low to medium market risks;
- ✓ Have an investment horizon of 3 years.

Accounting Currency

EUR

Fees payable by the sub-fund

Category	Management (max)	Performance (max)	Distribution (max)	Other (max)	TAB ⁽¹⁾
Classic	0.75%	No	none	0.25%	0.05%
N	0.75%	No	0.50%	0.25%	0.05%
Privilege	0.40%	No	none	0.20%	0.05%
I	0.30%	No	none	0.15%	0.01%
X	none	No	none	0.15%	0.01%
U	0.85%	No	none	0.15%	0.05%

(1) Taxe d'abonnement. In addition, the Company may be subject to foreign UCI's tax, and/or other regulators levy, in the country where the sub-fund is registered for distribution.

The complete list of shares offered is available on the website www.bnpparibas-am.com

BNP Paribas Funds Euro Flexible Bond

short-named BNP Paribas Euro Flexible Bond

For each active share, a KID is available on the website www.bnpparibas-am.com

Additional information

Valuation Day:

For each day of the week on which banks are open for business in Luxembourg (a "Valuation Day"), there is a corresponding NAV which is dated the same day.

It is available at the Company's registered office, from local agents, and in any newspapers designated by the Board of Directors and the website www.bnpparibas-am.com

Terms of subscription / conversion / redemption:

Subscription, redemption and conversion orders will be processed at an unknown net asset value in accordance with the rules set out below, only on Valuation Days, and the time mentioned is Luxembourg time.

Centralisation of orders ⁽²⁾	Orders Trade Date	NAV calculation and publication date	Orders Settlement Date
16:00 CET for STP orders, 12:00 CET for non STP orders on the Valuation Day (D)	Valuation Day (D)	Day after the Valuation Day (D+1)	Maximum three bank business days after the Valuation Day (D+3) ⁽¹⁾

(1) If the settlement day is a currency holiday, the settlement will occur the following business day.

Each time the "Orders Settlement Date" occurs before or on the same day of the "NAV calculation and publication date", the "Orders Settlement Date" will instead happen the next bank business day following the "NAV calculation and publication date".

(2) Centralisation for December 24 and 31 will be exceptionally advanced to 12:00 CET for STP orders due to an early closure of markets.

Historical information:

Sub-fund launched on 01 April 2022 by transfer of the French Common Fund "BNP Paribas Euro Flexi Bond Income"

Absorption on 29 April 2022 of:

- The "Euro Short Term Bond Opportunities" sub-fund of the Company

Taxation:

Potential shareholders are recommended to seek full information in their country of origin, place of residence or domicile on the possible tax consequences associated with their investment.

BNP Paribas Funds Euro Government Bond

short-named BNP Paribas Euro Government Bond

Investment objective

Increase the value of its assets over the medium term by investing primarily in euro denominated government bonds.

Benchmark

The benchmark Bloomberg Euro Aggregate Treasury 500MM Index is used for performance comparison.

The sub-fund is not benchmark-constrained and its performance may deviate significantly from that of the benchmark.

Investment policy

The sub-fund invests at least 2/3 of its assets in bonds and securities treated as equivalent to bonds denominated in euro and issued or guaranteed by a member state of the European Union.

The remaining portion, namely a maximum of 1/3 of its assets, may be invested in any other transferable securities, money market instruments, and also, within a limit of 10% of the assets, in UCITS or UCIs.

The sub-fund may hold ancillary liquid assets within the limits and conditions described in Book I, Appendix 1 – Eligible Assets, point 7.

Sustainable Investment policy

The Investment Manager applies BNP PARIBAS ASSET MANAGEMENT's Sustainable Investment Policy, which takes into account Environmental, Social and Governance (ESG) criteria in the investment process of the sub-fund as set out in Book I.

The sub-fund respects the Minimum Extra-Financial Analysis coverage rate, as set out in Book I.

The average portfolio ESG score of the sub-fund is higher than the one of its investment universe. The investment universe is represented by the Bloomberg Euro Aggregate Treasury 500MM Index.

Derivatives and Securities Financing Transactions

Core financial derivative instruments may be used for efficient portfolio management and hedging as described in points 2 and 3 of Appendix 2 of Book I.

Information relating to SFDR and Taxonomy Regulation

The sub-fund promotes environmental and / or social characteristics, provided that the companies in which the investments are made follow good governance practices, in accordance with article 8 of SFDR, and it will have a minimum proportion of its assets considered as sustainable investments within the meaning of SFDR.

INFORMATION ABOUT THE ENVIRONMENTAL OR SOCIAL CHARACTERISTICS RELATING TO THIS SUB-FUND IS AVAILABLE IN THE ANNEX OF THE PROSPECTUS SET OUT IN BOOK III.

A summary of the commitments is also available in Appendix 5 of Book I.

Risk profile

Specific market risks:

- Credit Risk
- Extra-Financial Criteria Investment Risk

For an overview of the generic risks, please refer to the Appendix 3 of the Book I of the Prospectus.

Investor type profile

This sub-fund is suitable for investors who:

- ✓ Are looking for a diversification of their investments in fixed income securities;
- ✓ Can accept low to medium market risks;
- ✓ Have an investment horizon of 3 years.

Accounting Currency

EUR

Fees payable by the sub-fund

Category	Management (max)	Performance (max)	Distribution (max)	Other (max)	TAB ⁽¹⁾
Classic	0.70%	No	none	0.30%	0.05%
N	0.70%	No	0.50%	0.30%	0.05%
Privilege	0.35%	No	none	0.20%	0.05%
I	0.25%	No	none	0.17%	0.01%
X	none	No	none	0.17%	0.01%
K	0.70%	No	0.75%	0.30%	0.05%

⁽¹⁾ Taxe d'abonnement. In addition, the Company may be subject to foreign UCI's tax, and/or other regulators levy, in the country where the sub-fund is registered for distribution.

The complete list of shares offered is available on the website www.bnpparibas-am.com

BNP Paribas Funds Euro Government Bond

short-named BNP Paribas Euro Government Bond

For each active share, a KID is available on the website www.bnpparibas-am.com

Additional information

Valuation Day:

For each day of the week on which banks are open for business in Luxembourg (a "Valuation Day"), there is a corresponding NAV which is dated the same day.

It is available at the Company's registered office, from local agents, and in any newspapers designated by the Board of Directors and the website www.bnpparibas-am.com

Terms of subscription / conversion / redemption:

Subscription, redemption and conversion orders will be processed at an unknown net asset value in accordance with the rules set out below, only on Valuation Days, and the time mentioned is Luxembourg time.

Centralisation of orders ⁽²⁾	Orders Trade Date	NAV calculation and publication date	Orders Settlement Date
16:00 CET for STP orders, 12:00 CET for non STP orders on the Valuation Day (D)	Valuation Day (D)	Day after the Valuation Day (D+1)	Maximum three bank business days after the Valuation Day (D+3) ⁽¹⁾

(1) *If the settlement day is a currency holiday, the settlement will occur the following business day.*

Each time the "Orders Settlement Date" occurs before or on the same day of the "NAV calculation and publication date", the "Orders Settlement Date" will instead happen the next bank business day following the "NAV calculation and publication date."

(2) *Centralisation for December 24 and 31 will be exceptionally advanced to 12:00 CET for STP orders due to an early closure of markets.*

Historical information:

Sub-fund launched on 22 September 2000 with the name "Euro Advantage Bond" by absorption of the "Euro Advantage Bond" of the "BNP BONDS" fund

Renamed "Euro Government Bond" on 31 January 2003

Absorption on 12 June 2008 of the "BNL Euro Bonds" sub-fund of the "BNL Global Funds" Irish fund

Renamed "Bond Euro Government" as from 1st September 2010

Absorption on 14 March 2011 of the "Bond Euro Government" sub-fund of the sicav BNP Paribas L1

"Privilege-CAP" shares split by 10 on 6 June 2014

"I-CAP" shares split by 1,000 on 6 June 2014

Current name as from 30 August 2019

Absorption on 6 November 2020 of the "Bond Belgium" and "Bond Euro" sub-funds of the Belgian sicav BNP PARIBAS B INVEST

Absorption on 24 November 2023 of the French UCITS FCP CamGestion Capi Oblig

Taxation:

Potential shareholders are recommended to seek full information in their country of origin, place of residence or domicile on the possible tax consequences associated with their investment.

BNP Paribas Funds Euro Government Green Bond

short-named BNP Paribas Euro Government Green Bond

Investment objective

Increase the value of its assets over the medium term by investing primarily in Euro denominated government green bonds supporting climate-related and environmental projects as well as sustainable related projects.

Benchmark

The 50% JPM EMU ex PERIPHERAL + 50% Euro-Aggregate Government-Related (LEGV TREU Index) benchmark is used for performance comparison only.

The sub-fund is not benchmark-constrained and its performance may deviate significantly from that of the benchmark.

Investment policy

The sub-fund aims at facilitating or accelerating the transition into a sustainable world by focusing on challenges related to environment by investing at least 75% of its assets in green bonds to finance projects primarily designed to deliver solutions to climate change.

The sub-fund invests at least 2/3 of its assets in green bonds denominated in EUR issued by or guaranteed by a Member State of the European Union, supranational agencies, sovereign agencies and local entities.

The remaining portion, namely 1/3, may be invested in:

- social or sustainability bonds, green bonds issued by corporate issuers and denominated in Euro,
- any other debt securities issued by supranational, sub-sovereign or agency entity and considered as sustainable (up to 25% of its assets),
- non Euro-denominated green, social or sustainability bonds issued or guaranteed by governments, supranational agencies, sovereign agencies and local entities outside the European Union (up to 10% of its assets),
- money market instruments and also, with a limit of 10% of the assets in UCI or UCITS.

Exposure to high yield bonds in Euro, GBP and USD is limited to a maximum of 25% of the sub-fund's assets. The minimum rating at purchase is Ba3 (Moody's) or BB- (S&P / Fitch). If these ratings criteria are not met, the Investment Manager shall adjust the portfolio's composition in the best interests of the shareholders and in the timeliest manner.

A maximum of 10% of the sub-fund's assets may be denominated in USD or GBP.

The sub-fund may hold ancillary liquid assets within the limits and conditions described in Book I, Appendix 1 – Eligible Assets, point 7.

Sustainable Investment policy

The Investment Manager applies BNP PARIBAS ASSET MANAGEMENT's Sustainable Investment Policy, which takes into account Environmental, Social and Governance (ESG) criteria in the investment process of the sub-fund as set out in Book I.

The Investment Manager applies a non-financial analysis on a minimum of 90% of the assets of the sub-fund (excluding investments in ancillary liquid assets) based on the internal Proprietary ESG scoring framework as indicated in Book I.

The investment universe described in the Investment policy is based on the Green Bond Principles ("GBP")* as formulated by the International Capital Market Association (more information on these principles are available in the following website: <https://www.icmagroup.org/sustainable-finance/the-principles-guidelines-and-handbooks/green-bond-principles-gbp/>). Furthermore, issuers and underlying projects are screened using a proprietary green bond assessment methodology. Issuers with poor ESG practices and policies, and issuers with severe ESG controversies are excluded. Underlying projects not aligned with a proprietary taxonomy of eligible activities or having high negative externalities are also excluded from the investment universe. The following recommendations are issued for green bonds:

- Positive: issuers having a good score
 - Neutral: issuers having a medium score
 - Negative: issuers having a poor score
- The Investment Manager may not invest in green bonds with a negative recommendation.

Derivatives and Securities Financing Transactions

Core financial derivative instruments may be used for efficient portfolio management, hedging and investment purposes as described in points 2 and 3 of Appendix 2 of Book I.

Information relating to SFDR and Taxonomy Regulation

The sub-fund has a sustainable investment objective in accordance with article 9 of SFDR and it will make a minimum of sustainable investments with environmental objectives and/or social objectives.

INFORMATION ABOUT SUSTAINABLE INVESTMENT RELATING TO THIS SUB-FUND IS AVAILABLE IN THE ANNEX OF THE PROSPECTUS SET OUT IN BOOK III.

A summary of the commitments is also available in Appendix 5 of Book I.

Risk profile

Specific market risks:

- Credit Risk
- Extra-Financial Criteria Investment Risk
- High Yield Bond Risk

For an overview of the generic risks, please refer to the Appendix 3 of the Book I of the Prospectus.

BNP Paribas Funds Euro Government Green Bond

short-named BNP Paribas Euro Government Green Bond

Investor type profile

This sub-fund is suitable for investors who:

- ✓ Are looking for a diversification of their investments in fixed income securities;
- ✓ Can accept low to medium market risks;
- ✓ Have an investment horizon of 5 years.

Accounting Currency

EUR

Fees payable by the sub-fund

Category	Management (max)	Performance (max)	Distribution (max)	Other (max)	TAB ⁽¹⁾
Classic	0.65%	No	none	0.25%	0.05%
N	0.65%	No	0.50%	0.25%	0.05%
Privilege	0.35%	No	none	0.20%	0.05%
I	0.25%	No	none	0.17%	0.01%
X	none	No	none	0.17%	0.01%

(1) Taxe d'abonnement. In addition, the Company may be subject to foreign UCI's tax, and/or other regulators levy, in the country where the sub-fund is registered for distribution.

The complete list of shares offered is available on the website www.bnpparibas-am.com

For each active share, a KID is available on the website www.bnpparibas-am.com

Additional information

Valuation Day:

For each day of the week on which banks are open for business in Luxembourg (a "Valuation Day"), there is a corresponding NAV which is dated the same day.

It is available at the Company's registered office, from local agents, and in any newspapers designated by the Board of Directors and the website www.bnpparibas-am.com

Terms of subscription / conversion / redemption:

Subscription, redemption and conversion orders will be processed at an unknown net asset value in accordance with the rules set out below, only on Valuation Days, and the time mentioned is Luxembourg time.

Centralisation of orders ⁽²⁾	Orders Trade Date	NAV calculation and publication date	Orders Settlement Date
16:00 CET for STP orders, 12:00 CET for non STP orders on the Valuation Day (D)	Valuation Day (D)	Day after the Valuation Day (D+1)	Maximum three bank business days after the Valuation Day (D+3) ⁽¹⁾

(1) If the settlement day is a currency holiday, the settlement will occur the following business day.

Each time the "Orders Settlement Date" occurs before or on the same day of the "NAV calculation and publication date", the "Orders Settlement Date" will instead happen the next bank business day following the "NAV calculation and publication date."

(2) Centralisation for December 24 and 31 will be exceptionally advanced to 12:00 CET for STP orders due to an early closure of markets.

Historical information:

Sub-fund launched on 3 May 2024 by the absorption of the French FCP BNP Paribas Obli Etat Euro Green

Taxation:

Potential shareholders are recommended to seek full information in their country of origin, place of residence or domicile on the possible tax consequences associated with their investment.

BNP Paribas Funds Euro High Conviction Income Bond

short-named BNP Paribas Euro High Conviction Income Bond

Investment objective

Increase the value of its assets over the medium term by investing primarily in European debt securities on a discretionary basis whatever the market environment through an opportunistic strategy while generating regular income.

Investment policy

The sub-fund will be mainly invested in government and corporate bond issued in European currencies.

Investment in Subordinated Debt, including 10% in contingent convertible bonds, may represent up to 50% of the assets.

Investment in currencies other than EUR may not represent more than 15% of the assets.

The sub-fund may also hold money market instruments on ancillary basis for treasury management purposes and/or absence of investments opportunities.

The sub-fund may also hold up to 10% of the assets in structured debt and/or convertible.

The investment manager relies to define his own beliefs in the selection of securities basing his decision on the economic analysis, the credit risk, the inflation cycles as well as technical elements specific to the fixed income markets such as the objective to maintain the interest rate sensitivity between 0 and 10, the yield curve positioning, the geographical exposures, the target allocation corporate versus government issues, the difference between nominal and real yields.

The credit risk assessment for selecting the securities does not use exclusively or systematically the ratings issued by rating agencies and the proper credit analysis of the investment team will also be considered mainly in the absence of rating, rating not up to date or new economic perspectives.

The use of the ratings mentioned below contributes to the overall assessment of the credit quality of an issue or issuer on which the manager will base his decision.

High Yield bonds considered will be the ones having a rating from BB+/Ba1/BB+ to BB-/Ba3/BB- (S&P / Moody's / Fitch) and they will not represent more than 20% of the assets.

Debt securities may have a minimum rating of BB-/Ba3/BB- (S&P / Moody's / Fitch) or an equivalent rating as per the own assessment of the investment manager and Money market instruments may have minimum rating of A3 / P3 / F3 (S & P / Moody's / Fitch) or an equivalent rating as per the own assessment of the investment manager.

In the event the rating criteria are no longer met, the Investment Manager will promptly adjust the composition of the portfolio in the interest of the shareholder.

The sub-fund may invest up to 10% of the assets in UCITS or UCIs.

The sub-fund may hold ancillary liquid assets within the limits and conditions described in Book I, Appendix 1 – Eligible Assets, point 7.

In the event the portfolio ends up with any distressed securities as a result of a restructuring event or any event beyond the control of the company, the Investment Manager will assess the situation and, if he believes necessary, promptly adjust the composition of the portfolio in order to preserve the best interest of the shareholders. In any case, distressed securities will never represent more than 5% of the assets.

Sustainable Investment policy

The Investment Manager applies BNP PARIBAS ASSET MANAGEMENT's Sustainable Investment Policy, which takes into account Environmental, Social and Governance (ESG) criteria in the investment process of the sub-fund, as set out in Book I.

The sub-fund respects the Minimum Extra-Financial Analysis coverage rate, as set out in Book I.

The average portfolio ESG score of the sub-fund is higher than the one of its investment universe, being all the debt and money market issuers.

The investment universe is represented by the following composition:

- 80% of the Bloomberg Global Aggregate (USD) RI index,
- 20% of the ICE BofAML Euro High Yield (EUR) RI index.

Derivatives and Securities Financing Transactions

Core financial derivative instruments may be used for efficient portfolio management and hedging as described in points 2 and 3 of Appendix 2 of Book I.

Information relating to SFDR and Taxonomy Regulation

The sub-fund promotes environmental and / or social characteristics, provided that the companies in which the investments are made follow good governance practices, in accordance with article 8 of SFDR, and it will have a minimum proportion of its assets considered as sustainable investments within the meaning of SFDR.

INFORMATION ABOUT THE ENVIRONMENTAL OR SOCIAL CHARACTERISTICS RELATING TO THIS SUB-FUND IS AVAILABLE IN THE ANNEX OF THE PROSPECTUS SET OUT IN BOOK III.

A summary of the commitments is also available in Appendix 5 of Book I.

Risk profile

Specific market risks:

- Contingent Convertible Risk
- Credit Risk
- Currency Exchange Risk
- Distressed Securities Risk
- Extra-Financial Criteria Investment Risk

BNP Paribas Funds Euro High Conviction Income Bond

short-named BNP Paribas Euro High Conviction Income Bond

- High Yield Bond Risk
- Securitised Products Risk

For an overview of the generic risks, please refer to the Appendix 3 of the Book I of the Prospectus.

Investor type profile

This sub-fund is suitable for investors who:

- ✓ Are looking for a diversification of their investments in fixed income securities;
- ✓ Can accept low to medium market risks;
- ✓ Have an investment horizon of 3 years.

Accounting Currency

EUR

Fees payable by the sub-fund

Category	Management (max)	Performance (max)	Distribution (max)	Other (max)	TAB ⁽¹⁾
Classic	0.75%	No	none	0.30%	0.05%
Classic Plus	0.55%	No	none	0.20%	0.05%
N	0.75%	No	0.50%	0.30%	0.05%
Privilege	0.40%	No	none	0.20%	0.05%
I	0.30%	No	none	0.17%	0.01%
I Plus	0.20%	No	none	0.17%	0.01%
X	none	No	none	0.17%	0.01%

(1) *Taxe d'abonnement. In addition, the Company may be subject to foreign UCI's tax, and/or other regulators levy, in the country where the sub-fund is registered for distribution.*

The complete list of shares offered is available on the website www.bnpparibas-am.com

For each active share, a KID is available on the website www.bnpparibas-am.com

Additional information

Valuation Day:

For each day of the week on which banks are open for business in Luxembourg (a "Valuation Day"), there is a corresponding NAV which is dated the same day.

It is available at the Company's registered office, from local agents, and in any newspapers designated by the Board of Directors and the website www.bnpparibas-am.com

Terms of subscription / conversion / redemption:

Subscription, redemption and conversion orders will be processed at an unknown net asset value in accordance with the rules set out below, only on Valuation Days, and the time mentioned is Luxembourg time.

Centralisation of orders ⁽²⁾	Orders Trade Date	NAV calculation and publication date	Orders Settlement Date
16:00 CET for STP orders, 12:00 CET for non STP orders on the Valuation Day (D)	Valuation Day (D)	Day after the Valuation Day (D+1)	Maximum three bank business days after the Valuation Day (D+3) ⁽¹⁾

(1) *If the settlement day is a currency holiday, the settlement will occur the following business day.*

Each time the "Orders Settlement Date" occurs before or on the same day of the "NAV calculation and publication date", the "Orders Settlement Date" will instead happen the next bank business day following the "NAV calculation and publication date."

(2) *Centralisation for December 24 and 31 will be exceptionally advanced to 12:00 CET for STP orders due to an early closure of markets.*

Historical information:

Sub-fund launched on 30 April 2021 under the name "Europe High Conviction Bond" by transfer of the "BNP Paribas Europe High Conviction Bond" French sicav

Absorption of "CamGestion Euroblig", a French FCP, on 21 October 2022

Current name as from 29 April 2024

Taxation:

Potential shareholders are recommended to seek full information in their country of origin, place of residence or domicile on the possible tax consequences associated with their investment.

BNP Paribas Funds Euro High Yield Bond

short-named BNP Paribas Euro High Yield Bond

Investment objective

Increase the value of its assets over the medium term by investing primarily in euro denominated High Yield bonds.

Investment policy

This sub-fund invests at least 2/3 of its assets in bonds denominated in European currencies or other similar securities that are rated below Baa3 by Moody's or BBB- by S&P / Fitch and issued by companies.

The remaining portion, namely a maximum of 1/3 of its assets, may be invested in any other transferable securities, money market instruments, and up to 10% of its assets may be invested in UCITS or UCIs.

If these ratings criteria are not met, the Investment Manager shall adjust the portfolio's composition in the best interests of investors and in the timeliest manner.

The sub-fund may be exposed to emerging markets up to 5% of its assets.

After hedging, the sub-fund's exposure to currencies other than the euro will not exceed 5%.

The sub-fund may hold ancillary liquid assets within the limits and conditions described in Book I, Appendix 1 – Eligible Assets, point 7.

Sustainable Investment policy

The Investment Manager applies BNP PARIBAS ASSET MANAGEMENT's Sustainable Investment Policy, which takes into account Environmental, Social and Governance (ESG) criteria in the investment process of the sub-fund as set out in Book I.

The sub-fund respects the Minimum Extra-Financial Analysis coverage rate, as set out in Book I.

The average portfolio ESG score of the sub-fund is higher than the one of its investment universe.

Derivatives and Securities Financing Transactions

Core financial derivative instruments, and CDS may be used for efficient portfolio management and hedging as described in points 2 and 3 of Appendix 2 of Book I.

TRS* can be used as described on point 5 in Appendix 2 of Book I.

* TRS could be used to get exposure to the reference investment universe of the sub-fund, such as but not limited to the ICE BofAML BB-B European Currency Non-Financial High Yield Constrained index. This will either be used for investment purposes or for efficient portfolio management purposes with the objective of an efficient management of cash flows and better coverage of markets. The investment universe of the aforesaid index is composed of emerging bonds. The rebalancing of the index (the last US business day of the month) does not involve any cost for the sub-fund. Additional details regarding the index is available on the website <https://indices.theice.com/home>.

Reverse Repurchase transactions are used, on a temporary basis, for investment purpose targeting the generation of additional income, as described in Appendix 2 of Book I.

Information relating to SFDR and Taxonomy Regulation

The sub-fund promotes environmental and / or social characteristics, provided that the companies in which the investments are made follow good governance practices, in accordance with article 8 of SFDR, and it will have a minimum proportion of its assets considered as sustainable investments within the meaning of SFDR.

INFORMATION ABOUT THE ENVIRONMENTAL OR SOCIAL CHARACTERISTICS RELATING TO THIS SUB-FUND IS AVAILABLE IN THE ANNEX OF THE PROSPECTUS SET OUT IN BOOK III.

A summary of the commitments is also available in Appendix 5 of Book I.

Risk profile

Specific market risks:

- Collateral Management Risk
- Counterparty Risk
- Credit Risk
- Derivatives Risk
- Emerging Markets Risk
- Extra-Financial Criteria Investment Risk
- High Yield Bond Risk
- Liquidity Risk
- SFT Risks

For an overview of generic risks, please refer to the Appendix 3 of Book I of the Prospectus.

Investor type profile

This sub-fund is suitable for investors who:

- ✓ Are looking for a diversification of their investments in fixed income securities;
- ✓ Can accept low to medium market risks;
- ✓ Have an investment horizon of 3 years.

Accounting Currency

EUR

BNP Paribas Funds Euro High Yield Bond
short-named BNP Paribas Euro High Yield Bond

Fees payable by the sub-fund

Category	Management (max)	Performance (max)	Distribution (max)	Other (max)	TAB ⁽¹⁾
Classic	1.20%	No	none	0.30%	0.05%
N	1.20%	No	0.50%	0.30%	0.05%
Privilege	0.60%	No	none	0.20%	0.05%
I	0.55%	No	none	0.17%	0.01%
I Plus	0.45%	No	none	0.17%	0.01%
X	none	No	none	0.17%	0.01%
K	1.20%	No	0.75%	0.30%	0.05%

(1) *Taxe d'abonnement. In addition, the Company may be subject to foreign UCI's tax, and/or other regulators levy, in the country where the sub-fund is registered for distribution.*

The complete list of shares offered is available on the website www.bnpparibas-am.com

For each active share, a KID is available on the website www.bnpparibas-am.com

Additional information**Valuation Day:**

For each day of the week on which banks are open for business in Luxembourg (a "Valuation Day"), there is a corresponding NAV which is dated the same day.

It is available at the Company's registered office, from local agents, and in any newspapers designated by the Board of Directors and the website www.bnpparibas-am.com

Terms of subscription / conversion / redemption:

Subscription, redemption and conversion orders will be processed at an unknown net asset value in accordance with the rules set out below, only on Valuation Days, and the time mentioned is Luxembourg time.

Centralisation of orders ⁽²⁾	Orders Trade Date	NAV calculation and publication date	Orders Settlement Date
16:00 CET for STP orders, 12:00 CET for non STP orders on the Valuation Day (D)	Valuation Day (D)	Day after the Valuation Day (D+1)	Maximum three bank business days after the Valuation Day (D+3) ⁽¹⁾

(1) *If the settlement day is a currency holiday, the settlement will occur the following business day.*

Each time the "Orders Settlement Date" occurs before or on the same day of the "NAV calculation and publication date", the "Orders Settlement Date" will instead happen the next bank business day following the "NAV calculation and publication date."

(2) *Centralisation for December 24 and 31 will be exceptionally advanced to 12:00 CET for STP orders due to an early closure of markets.*

Historical information:

Sub-fund launched on 17 November 2003 in the sicav FORTIS L FUND (renamed BNP Paribas L1 on 1 August 2010) with the name "Bond Corporate High Yield Euro"

Renamed "Bond Euro High Yield" on 1st September 2010

Absorption on 11 July 2011 of the "Bond Europe High Yield" sub-fund of the Company

Transfer in the Company on 17 May 2013

"IH NOK-CAP" shares split by 10 on 6 June 2014

"N-CAP" class renamed "N-DIS" on 2 November 2016

Current name as from 30 August 2019

Absorption on 18 October 2019 of its "Bond Euro High Yield" feeder sub-fund of the sicav BNP Paribas L1

Taxation:

Potential shareholders are recommended to seek full information in their country of origin, place of residence or domicile on the possible tax consequences associated with their investment.

BNP Paribas Funds Euro High Yield Short Duration Bond

short-named BNP Paribas Euro High Yield Short Duration Bond

Investment objective

Increase the value of its assets over the medium term by investing primarily in euro denominated High Yield bonds while controlling the duration.

Investment policy

This sub-fund invests at least 2/3 of its assets in bonds or other similar securities that are rated below Baa3 (Moody's) or BBB- (S&P / Fitch) and denominated in various European currencies.

The average residual maturity of the portfolio does not exceed three years and the residual maturity of each investment does not exceed five years (call date).

The sub-fund can invest up to 20% in bonds that are rated between CCC+ to CCC- (S&P / Fitch) or Caa1 to Caa3 (Moody's) which may increase the default risk within the sub-fund.

The sub-fund may not be invested in securities with a rating below CCC- (S&P / Fitch) or Caa3 (Moody's).

If during the holding period securities fall below CCC- (S&P / Fitch) or Caa3 (Moody's) and/or in the event the portfolio ends up with any distressed securities as a result of a restructuring event or any event beyond the control of the company, the Investment Manager will assess the situation and, if he believes necessary, promptly adjust the composition of the portfolio in order to preserve the best interest of the shareholders. In any case, distressed securities will never represent more than 10% of the assets.

The remaining portion, namely a maximum of 1/3 of its assets, may be invested in any other transferable securities, money market instruments, and up to 10% of its assets may be invested in UCITS or UCIs.

If these ratings criteria are not met, the Investment Manager shall adjust the portfolio's composition in the best interests of investors and in the timeliest manner.

The sub-fund may be exposed to emerging markets up to 7% of its assets.

After hedging, the sub-fund's exposure to currencies other than EUR may not exceed 5%.

The sub-fund may hold ancillary liquid assets within the limits and conditions described in Book I, Appendix 1 – Eligible Assets, point 7.

Sustainable Investment policy

The Investment Manager applies BNP PARIBAS ASSET MANAGEMENT's Sustainable Investment Policy, which takes into account Environmental, Social and Governance (ESG) criteria in the investment process of the sub-fund, as set out in Book I.

The sub-fund respects the Minimum Extra-Financial Analysis coverage rate, as set out in Book I.

The average portfolio ESG score of the sub-fund is higher than the one of its investment universe.

Derivatives and Securities Financing Transactions

Core financial derivative instruments, and CDS may be used for efficient portfolio management and hedging as described in points 2 and 3 of Appendix 2 of Book I.

Information relating to SFDR and Taxonomy Regulation

The sub-fund promotes environmental and / or social characteristics, provided that the companies in which the investments are made follow good governance practices, in accordance with article 8 of SFDR, and it will have a minimum proportion of its assets considered as sustainable investments within the meaning of SFDR.

INFORMATION ABOUT THE ENVIRONMENTAL OR SOCIAL CHARACTERISTICS RELATING TO THIS SUB-FUND IS AVAILABLE IN THE ANNEX OF THE PROSPECTUS SET OUT IN BOOK III.

A summary of the commitments is also available in Appendix 5 of Book I.

Risk profile

Specific market risks:

- Credit Risk
- Distressed Securities Risk
- Emerging Markets Risk
- Extra-Financial Criteria Investment Risk
- Liquidity Risk

For an overview of generic risks, please refer to the Appendix 3 of Book I of the Prospectus.

Investor type profile

This sub-fund is suitable for investors who:

- ✓ Are looking for a diversification of their investments in fixed income securities;
- ✓ Can accept low to medium market risks;
- ✓ Have an investment horizon of 3 years.

Accounting Currency

EUR

BNP Paribas Funds Euro High Yield Short Duration Bond
short-named BNP Paribas Euro High Yield Short Duration Bond

Fees payable by the sub-fund

Category	Management (max)	Performance (max)	Distribution (max)	Other (max)	TAB ⁽¹⁾
Classic	0.80%	No	none	0.30%	0.05%
N	0.80%	No	0.50%	0.30%	0.05%
Privilege	0.40%	No	none	0.20%	0.05%
I	0.40%	No	none	0.17%	0.01%
X	none	No	none	0.17%	0.01%

(1) *Taxe d'abonnement. In addition, the Company may be subject to foreign UCI's tax, and/or other regulators levy, in the country where the sub-fund is registered for distribution.*

The complete list of shares offered is available on the website www.bnpparibas-am.com

For each active share, a KID is available on the website www.bnpparibas-am.com

Additional information**Valuation Day:**

For each day of the week on which banks are open for business in Luxembourg (a "Valuation Day"), there is a corresponding NAV which is dated the same day.

It is available at the Company's registered office, from local agents, and in any newspapers designated by the Board of Directors and the website www.bnpparibas-am.com.

Terms of subscription / conversion / redemption:

Subscription, redemption and conversion orders will be processed at an unknown net asset value in accordance with the rules set out below, only on Valuation Days, and the time mentioned is Luxembourg time.

Centralisation of orders ⁽²⁾	Orders Trade Date	NAV calculation and publication date	Orders Settlement Date
16:00 CET for STP orders, 12:00 CET for non STP orders on the Valuation Day (D)	Valuation Day (D)	Day after the Valuation Day (D+1)	Maximum three bank business days after the Valuation Day (D+3) ⁽¹⁾

(1) *If the settlement day is a currency holiday, the settlement will occur the following business day.*

Each time the "Orders Settlement Date" occurs before or on the same day of the "NAV calculation and publication date", the "Orders Settlement Date" will instead happen the next bank business day following the "NAV calculation and publication date."

(2) *Centralisation for December 24 and 31 will be exceptionally advanced for 12:00 CET for STP orders due to an early closure of markets.*

Historical information:

Sub-fund launched with the name "Bond World High Yield Short Duration" on 25 April 2014 in the sicav BNP Paribas Flexi I

Transfer in the Company on 24 April 2015

Transformed into "Euro High Yield Short Duration Bond" as from 30 August 2019

Taxation:

Potential shareholders are recommended to seek full information in their country of origin, place of residence or domicile on the possible tax consequences associated with their investment.

BNP Paribas Funds Euro Inflation-Linked Bond

short-named BNP Paribas Euro Inflation-Linked Bond

Investment objective

Increase the value of its assets over the medium term by investing primarily in euro denominated inflation linked bonds.

Investment policy

The sub-fund invests at least 2/3 of its assets in bonds or in securities treated as equivalent to bonds denominated in euro and indexed on the eurozone or national (domestic country) inflation indices.

The remaining portion, namely a maximum of 1/3 of its assets, may be invested in any other transferable securities, money market instruments, and also, within a limit of 10% of the assets, in UCITS or UCIs.

The sub-fund may hold ancillary liquid assets within the limits and conditions described in Book I, Appendix 1 – Eligible Assets, point 7.

Sustainable Investment policy

The Investment Manager applies BNP PARIBAS ASSET MANAGEMENT's Sustainable Investment Policy, which takes into account Environmental, Social and Governance (ESG) criteria in the investment process of the sub-fund as set out in Book I.

The investment manager applies a non-financial analysis on a minimum of 90% of the assets of the sub-fund (excluding ancillary liquid assets) based on the internal Proprietary ESG scoring framework as indicated in Book I.

The average portfolio ESG score of the sub-fund is higher than the one of its investment universe.

Derivatives and Securities Financing Transactions

Core Financial Derivative Instruments, CDS, and inflation Swaps, may be used for efficient portfolio management and hedging as described in points 2 and 3 of Appendix 2 of Book I.

Repurchase transactions are used, on a temporary basis, for investment purpose with the aim of generating extra returns while optimizing cash positions, as described in Appendix 2 of Book I.

Information relating to SFDR and Taxonomy Regulation

The sub-fund promotes environmental and / or social characteristics, provided that the companies in which the investments are made follow good governance practices, in accordance with article 8 of SFDR, and it does not commit to make any sustainable investment within the meaning of SFDR.

INFORMATION ABOUT THE ENVIRONMENTAL OR SOCIAL CHARACTERISTICS RELATING TO THIS SUB-FUND IS AVAILABLE IN THE ANNEX OF THE PROSPECTUS SET OUT IN BOOK III.

A summary of the commitments is also available in Appendix 5 of Book I.

Risk profile

Specific market risks:

- Credit Risk
- Extra-Financial Criteria Investment Risk
- SFT Risks

For an overview of the generic risks, please refer to the Appendix 3 of the Book I of the Prospectus.

Investor type profile

This sub-fund is suitable for investors who:

- ✓ Are looking for a diversification of their investments in fixed income securities;
- ✓ Can accept low to medium market risks;
- ✓ Have an investment horizon of 3 years.

Accounting Currency

EUR

Fees payable by the sub-fund

Category	Management (max)	Performance (max)	Distribution (max)	Other (max)	TAB ⁽¹⁾
Classic	0.75%	No	none	0.30%	0.05%
N	0.75%	No	0.50%	0.30%	0.05%
Privilege	0.40%	No	none	0.20%	0.05%
I	0.30%	No	none	0.17%	0.01%
X	none	No	none	0.17%	0.01%

(1) *Taxe d'abonnement. In addition, the Company may be subject to foreign UCI's tax, and/or other regulators levy, in the country where the sub-fund is registered for distribution.*

The complete list of shares offered is available on the website www.bnpparibas-am.com

BNP Paribas Funds Euro Inflation-Linked Bond

short-named BNP Paribas Euro Inflation-Linked Bond

For each active share, a KID is available on the website www.bnpparibas-am.com

Additional information

Valuation Day:

For each day of the week on which banks are open for business in Luxembourg (a "Valuation Day"), there is a corresponding NAV which is dated the same day.

It is available at the Company's registered office, from local agents, and in any newspapers designated by the Board of Directors and the website www.bnpparibas-am.com

Terms of subscription / conversion / redemption:

Subscription, redemption and conversion orders will be processed at an unknown net asset value in accordance with the rules set out below, only on Valuation Days, and the time mentioned is Luxembourg time.

Centralisation of orders ⁽²⁾	Orders Trade Date	NAV calculation and publication date	Orders Settlement Date
16:00 CET for STP orders, 12:00 CET for non STP orders on the Valuation Day (D)	Valuation Day (D)	Day after the Valuation Day (D+1)	Maximum three bank business days after the Valuation Day (D+3) ⁽¹⁾

(1) *If the settlement day is a currency holiday, the settlement will occur the following business day.*

Each time the "Orders Settlement Date" occurs before or on the same day of the "NAV calculation and publication date", the "Orders Settlement Date" will instead happen the next bank business day following the "NAV calculation and publication date."

(2) *Centralisation for December 24 and 31 will be exceptionally advanced to 12:00 CET for STP orders due to an early closure of markets.*

Historical information:

Sub-fund launched on 20 April 2004 with the name "Euro Inflation-linked Bond"

Renamed "Bond Euro Inflation-Linked" as from 1st September 2010

Absorption on 14 March 2011 of the "Bond Euro Inflation-linked" sub-fund of the sicav BNP Paribas L1

On 6 June 2014:

- "Privilege-CAP" shares split by 10
- "I-CAP" shares split by 1,000

Absorption on 7 September 2018 of the "BNP PARIBAS OBLI INFLATION" French Common Fund

Current name as from 30 August 2019

Absorption on 29 April 2022 of the French Common Fund "CamGestion Oblicycle Inflation"

Taxation:

Potential shareholders are recommended to seek full information in their country of origin, place of residence or domicile on the possible tax consequences associated with their investment.

BNP Paribas Funds Euro Medium Term Income Bond

short-named BNP Paribas Euro Medium Term Income Bond

Investment objective

Increase the value of its assets over the medium term by investing primarily in euro denominated medium term bonds while generating regular income.

Benchmark

The Bloomberg Euro Aggregate 3-5 Years RI Index is used for performance comparison only.

The sub-fund is not benchmark-constrained and its performance may deviate significantly from that of the benchmark.

Investment policy

The sub-fund invests at least 2/3 of its assets in investment grade bonds and securities treated as equivalent to bonds and denominated in euro. The sub-fund will run an average duration between 0 to 6 years.

The investment process emphasizes a combination of a top-down and bottom-up approaches, including macro views and issuer selection. Such active management aims at outperforming the benchmark over the medium term. In periods of low volatility and yields across the asset classes composing the investment universe, the sub-fund's return profile might deviate less from the return profile of the benchmark.

The remaining portion, namely a maximum of 1/3 of its assets, may be invested in any other transferable securities, Investment Grade structured debt limited to 20% of the assets, money market instruments, High Yield Bonds denominated in EUR and also, within a limit of 10% of the assets, in UCITS or UCIs.

Exposure to High Yield Bonds in EUR is limited to a maximum of 10% of the sub-fund's assets. Minimum rating at purchase B3 (Moody's) or B- (S&P / Fitch).

If these ratings criteria are not met, the Investment Manager shall adjust the portfolio's composition in the best interests of the shareholders and in the timeliest manner.

The sub-fund may hold ancillary liquid assets within the limits and conditions described in Book I, Appendix 1 – Eligible Assets, point 7.

Sustainable Investment policy

The Investment Manager applies BNP PARIBAS ASSET MANAGEMENT's Sustainable Investment Policy, which takes into account Environmental, Social and Governance (ESG) criteria in the investment process of the sub-fund, as set out in Book I.

The sub-fund respects the Minimum Extra-Financial Analysis coverage rate, as set out in Book I.

The average portfolio ESG score of the sub-fund is higher than the one of its investment universe.

Derivatives and Securities Financing Transactions

Core financial derivative instruments and CDS may be used for efficient portfolio management and hedging as described in points 2 and 3 of Appendix 2 of Book I.

Information relating to SFDR and Taxonomy Regulation

The sub-fund promotes environmental and / or social characteristics, provided that the companies in which the investments are made follow good governance practices, in accordance with article 8 of SFDR, and it will have a minimum proportion of its assets considered as sustainable investments within the meaning of SFDR.

INFORMATION ABOUT THE ENVIRONMENTAL OR SOCIAL CHARACTERISTICS RELATING TO THIS SUB-FUND IS AVAILABLE IN THE ANNEX OF THE PROSPECTUS SET OUT IN BOOK III.

A summary of the commitments is also available in Appendix 5 of Book I.

Risk profile

Specific market risks:

- Credit Risk
- Extra-Financial Criteria Investment Risk
- High Yield Bond Risk

For an overview of the generic risks, please refer to the Appendix 3 of the Book I of the Prospectus.

Investor type profile

This sub-fund is suitable for investors who:

- ✓ Are looking for a diversification of their investments in fixed income securities;
- ✓ Can accept low to medium market risks;
- ✓ Have an investment horizon of 3 years.

Accounting Currency

EUR

BNP Paribas Funds Euro Medium Term Income Bond

short-named BNP Paribas Euro Medium Term Income Bond

Fees payable by the sub-fund

Category	Management (max)	Performance (max)	Distribution (max)	Other (max)	TAB ⁽¹⁾
Classic	0.50%	No	none	0.30%	0.05%
Classic Plus	0.40%	No	none	0.20%	0.05%
N	0.50%	No	0.50%	0.30%	0.05%
Privilege	0.25%	No	none	0.20%	0.05%
I	0.20%	No	none	0.17%	0.01%
X	none	No	none	0.17%	0.01%
K	0.50%	No	0.75%	0.30%	0.05%

(1) *Taxe d'abonnement. In addition, the Company may be subject to foreign UCI's tax, and/or other regulators levy, in the country where the sub-fund is registered for distribution.*

The complete list of shares offered is available on the website www.bnpparibas-am.com
For each active share, a KID is available on the website www.bnpparibas-am.com

Additional information

Valuation Day:

For each day of the week on which banks are open for business in Luxembourg (a "Valuation Day"), there is a corresponding NAV which is dated the same day.

It is available at the Company's registered office, from local agents, and in any newspapers designated by the Board of Directors and the website www.bnpparibas-am.com

Terms of subscription / conversion / redemption:

Subscription, redemption and conversion orders will be processed at an unknown net asset value in accordance with the rules set out below, only on Valuation Days, and the time mentioned is Luxembourg time.

Centralisation of orders ⁽²⁾	Orders Trade Date	NAV calculation and publication date	Orders Settlement Date
16:00 CET for STP orders, 12:00 CET for non STP orders on the Valuation Day (D)	Valuation Day (D)	Day after the Valuation Day (D+1)	Maximum three bank business days after the Valuation Day (D+3) ⁽¹⁾

(1) *If the settlement day is a currency holiday, the settlement will occur the following business day.*

Each time the "Orders Settlement Date" occurs before or on the same day of the "NAV calculation and publication date", the "Orders Settlement Date" will instead happen the next bank business day following the "NAV calculation and publication date."

(2) *Centralisation for December 24 and 31 will be exceptionally advanced to 12:00 CET for STP orders due to an early closure of markets.*

Historical information:

Sub-fund launched on 6 May 1998 with the name "Medium Term Euro"

Renamed 4 April 2000 "Medium Term Euro Bond"

Renamed 22 October 2004 "Euro Medium Term Bond"

Renamed "Bond Euro Medium Term" as from 1st September 2010

On 6 June 2014:

- "Privilege-CAP" shares split by 10
- "I-CAP" shares split by 1,000

Renamed "Euro Medium Term Bond" on 30 August 2019

Absorption on 11 September 2020 of the "Bond Euro Premium" sub-fund of the sicav BNP Paribas L1

Current name as from 29 April 2024

Taxation:

Potential shareholders are recommended to seek full information in their country of origin, place of residence or domicile on the possible tax consequences associated with their investment.

BNP Paribas Funds Euro Money Market

short-named BNP Paribas Euro Money Market

Investment objective

To achieve the best possible return in euro in line with prevailing money market rates, over a 3-month period while aiming to preserve capital consistent with such rates and to maintain a high degree of liquidity and diversification; the 3-month period corresponds to the recommended investment horizon of the sub-fund.

Investment policy

The sub-fund is a standard variable net asset value money market fund as defined by Regulation 2017/1131.

The sub-fund invests within the limits set out in Appendix 1 of Book 1 in a diversified portfolio of EUR denominated Money market instruments, Deposits with credit institutions, units or shares of short term MMFs or other Standard MMFs denominated in EUR. The sub-fund may hold ancillary liquid assets denominated in EUR within the limits and conditions described in Book I, Appendix 1, section II "Specific Rules for Money Market Sub-Funds" point 7.

Financial derivative instruments (e.g. IRS) are used only for the purpose of hedging the interest rate of the sub-fund. The impact of these financial derivative instruments will be taken into account for the calculation of the WAM.

These investments must fulfil the Portfolio rules set out in Appendix 1 of Book 1.

Sustainable Investment policy

The Investment Manager applies BNP PARIBAS ASSET MANAGEMENT's Sustainable Investment Policy, which takes into account Environmental, Social and Governance (ESG) criteria in the investment process of the sub-fund, as set out in Book I.

The sub-fund respects the Minimum Extra-Financial Analysis coverage rate, as set out in Book I.

The average portfolio ESG score of the sub-fund is higher than the one of its investment universe, being all the short-term debt and money market issuers.

Information relating to SFDR and Taxonomy Regulation

The sub-fund promotes environmental and / or social characteristics, provided that the companies in which the investments are made follow good governance practices, in accordance with article 8 of SFDR, and it will have a minimum proportion of its assets considered as sustainable investments within the meaning of SFDR.

INFORMATION ABOUT THE ENVIRONMENTAL OR SOCIAL CHARACTERISTICS RELATING TO THIS SUB-FUND IS AVAILABLE IN THE ANNEX OF THE PROSPECTUS SET OUT IN BOOK III.

A summary of the commitments is also available in Appendix 5 of Book I.

Risk profile

Specific market risks:

- Credit Risk
- Extra-Financial Criteria Investment Risk
- Liquidity Risk

For an overview of the generic risks, please refer to the Appendix 3 of the Book I of the Prospectus.

Investor type profile

This sub-fund is suitable for investors who:

- ✓ Are looking for a very low price volatility and high marketability;
- ✓ Prioritise maintenance of the real value of invested capital;
- ✓ Want to take minimal market risks;
- ✓ Have an investment horizon of 3 months.

Accounting Currency

EUR

Fees payable by the sub-fund

Category	Management (max)	Performance (max)	Distribution (max)	Other (max)	TAB ⁽¹⁾
Classic	0.50%	No	none	0.15%	0.01%
Classic Plus	0.40%	No	none	0.15%	0.01%
Privilege	0.25%	No	none	0.15%	0.01%
I	0.20%	No	none	0.10%	0.01%
X	none	No	none	0.10%	0.01%

(1) *Taxe d'abonnement. In addition, the Company may be subject to foreign UCI's tax, and/or other regulators levy, in the country where the sub-fund is registered for distribution.*

The complete list of shares offered is available on the website www.bnpparibas-am.com
For each active share, a KID is available on the website www.bnpparibas-am.com

BNP Paribas Funds Euro Money Market

short-named BNP Paribas Euro Money Market

Additional information

Valuation Day:

For each day of the week on which banks are open for business in Luxembourg (a "Valuation Day"), there is a corresponding NAV which is dated the same day.

It is available at the Company's registered office, from local agents, and in any newspapers designated by the Board of Directors and the website www.bnpparibas-am.com

Terms of subscription / conversion / redemption:

Subscription, redemption and conversion orders will be processed at an unknown net asset value in accordance with the rules set out below, only on Valuation Days, and the time mentioned is Luxembourg time.

Centralisation of orders ⁽²⁾	Orders Trade Date	NAV calculation and publication date	Orders Settlement Date
16:00 CET for STP orders, 12:00 CET for non STP orders on the Valuation Day (D)	Valuation Day (D)	Day after the Valuation Day (D+1)	Maximum three bank business days after the Valuation Day (D+3) ⁽¹⁾

(1) If the settlement day is a currency holiday, the settlement will occur the following business day.

Each time the "Orders Settlement Date" occurs before or on the same day of the "NAV calculation and publication date", the "Orders Settlement Date" will instead happen the next bank business day following the "NAV calculation and publication date".

(2) Centralisation for December 24 and 31 will be exceptionally advanced to 12:00 CET for STP orders due to an early closure of markets.

Historical information:

Sub-fund launched on 5 February 1991 with the name "Short Term Ecu"

Renamed "Short Term Europe" as from 7 June 1993

Transformation on 2 January 1998 into "Short Term (Euro)"

Absorption on 18 December 1998 of the "Short Term BEF", "Short Term DEM", "Short Term FRF", "Short Term ITL" and "Short Term NLG" sub-funds of the Company

Absorption on 12 November 1999 of the "Euro Short Term" sub-fund of the sicav PARIBAS INSTITUTIONS

Absorption on 24 August 2006 of the "Eonia" sub-fund of the Company

Absorption on 6 March 2007 of the "Garantizado Mixto Global" sub-fund of the sicav PARWORLD

Absorption on 12 June 2008 of the "BNL Euro Liquidity" sub-fund of the "BNL Global Funds" Irish fund

Absorption on 26 November 2009 of the "Absolute Return Currency 3" sub-fund of the Company

Renamed "Short Term Euro" as from 1st September 2010

Absorption on 21 March 2011 of the "Short Term Euro" sub-fund of the sicav BNP Paribas L1

Renamed "Money Market Euro" as from 1st November 2012

Absorption on 10 December 2012 of the "EUR 1 Month 1 W", "EUR 1 Month 3 W", "EUR 3 Months 1.4.7.10", "EUR 3 Months 2.5.8.11", "EUR 3 Months 3.6.9.12" and "E.O.M." sub-funds of the sicav BNP Paribas Money Fund

"I-CAP" shares split by 1,000 on 6 June 2014

On 8 January 2016, following classes have been merged:

- "N-CAP" class into "Classic-CAP" class of the sub-fund
- "Privilege-DIS" class into "Privilege-CAP" class of the sub-fund

Current name as from 30 August 2019

Taxation:

Potential shareholders are recommended to seek full information in their country of origin, place of residence or domicile on the possible tax consequences associated with their investment.

Weekly reporting:

The weekly reporting is made available on the website www.bnpparibas-am.com. After having selected the sub-fund and the share class of their choice, shareholders can access to such weekly reporting on the 'Documents' section of the website.

BNP Paribas Funds Euro Short Term Corporate Bond Opportunities

short-named BNP Paribas Euro Short Term Corporate Bond Opportunities

Investment objective

Increase the value of its assets by appreciating the performance on 2 axes (income and/or dividend coming from by investments and capital appreciation coming from market price changes) over the medium term by investing primarily in euro denominated corporate bonds while maintaining the duration at a low level.

Investment policy

The sub-fund invests at least 2/3 of its assets in bonds or securities treated as equivalent to bonds, and structured debt, issued by companies that have their registered office in, or conduct a significant proportion of their business in Europe.

Exposure to structured debt (including CLOs) will not exceed 20% of the assets with a limit of 10% for non-Investment Grade and/or not rated instruments.

In the event the portfolio ends up with any distressed and/or default securities as a result of a restructuring event or any event beyond the control of the company, the Investment Manager will assess the situation and, if he believes necessary, promptly adjust the composition of the portfolio in order to preserve the best interest of the shareholders. In any case these securities will never represent more than 5% of the assets.

The remaining portion, namely a maximum of 1/3 of its assets, may be invested in any other transferable securities, money market instruments, and also, within a limit of 10% of the assets, in UCITS or UCIs.

The sub-fund will run an average duration below 2 years.

After hedging, the sub-fund's exposure to currencies other than the EUR will not exceed 5%.

The sub-fund may hold ancillary liquid assets within the limits and conditions described in Book I, Appendix 1 – Eligible Assets, point 7.

Sustainable Investment policy

The Investment Manager applies BNP PARIBAS ASSET MANAGEMENT's Sustainable Investment Policy, which takes into account Environmental, Social and Governance (ESG) criteria in the investment process of the sub-fund, as set out in Book I.

The sub-fund respects the Minimum Extra-Financial Analysis coverage rate, as set out in Book I.

The average portfolio ESG score of the sub-fund is higher than the one of its investment universe, being all the euro denominated debt and money market issuers.

Derivatives and Securities Financing Transactions

Core financial derivative instruments, and CDS may be used for efficient portfolio management and hedging as described in points 2 and 3 of Appendix 2 of Book I.

Information relating to SFDR and Taxonomy Regulation

The sub-fund promotes environmental and / or social characteristics, provided that the companies in which the investments are made follow good governance practices, in accordance with article 8 of SFDR, and it will have a minimum proportion of its assets considered as sustainable investments within the meaning of SFDR.

INFORMATION ABOUT THE ENVIRONMENTAL OR SOCIAL CHARACTERISTICS RELATING TO THIS SUB-FUND IS AVAILABLE IN THE ANNEX OF THE PROSPECTUS SET OUT IN BOOK III.

A summary of the commitments is also available in Appendix 5 of Book I.

Risk profile

Specific market risks:

- Collateral Management Risk
- Counterparty Risk
- Credit Risk
- Derivatives Risk
- Distressed Securities Risk
- Extra-Financial Criteria Investment Risk
- Liquidity Risk
- Securitised Products Risk

For an overview of the generic risks, please refer to the Appendix 3 of the Book I of the Prospectus.

Investor type profile

This sub-fund is suitable for investors who:

- ✓ Are looking for a diversification of their investments in fixed income securities;
- ✓ Can accept low to medium market risks;
- ✓ Have an investment horizon of 3 years.

Accounting Currency

EUR

BNP Paribas Funds Euro Short Term Corporate Bond Opportunities

short-named BNP Paribas Euro Short Term Corporate Bond Opportunities

Fees payable by the sub-fund

Category	Management (max)	Performance (max)	Distribution (max)	Other (max)	TAB ⁽¹⁾
Classic	0.90%	No	none	0.30%	0.05%
N	0.90%	No	0.50%	0.30%	0.05%
Privilege	0.45%	No	none	0.20%	0.05%
I	0.40%	No	none	0.17%	0.01%
X	none	No	none	0.17%	0.01%
K	0.90%	No	0.75%	0.30%	0.05%

(1) *Taxe d'abonnement. In addition, the Company may be subject to foreign UCI's tax, and/or other regulators levy, in the country where the sub-fund is registered for distribution.*

The complete list of shares offered is available on the website www.bnpparibas-am.com

For each active share, a KID is available on the website www.bnpparibas-am.com

Additional information

Valuation Day:

For each day of the week on which banks are open for business in Luxembourg (a "Valuation Day"), there is a corresponding NAV which is dated the same day.

It is available at the Company's registered office, from local agents, and in any newspapers designated by the Board of Directors and the website www.bnpparibas-am.com

Terms of subscription / conversion / redemption:

Subscription, redemption and conversion orders will be processed at an unknown net asset value in accordance with the rules set out below, only on Valuation Days, and the time mentioned is Luxembourg time.

Centralisation of orders ⁽²⁾	Orders Trade Date	NAV calculation and publication date	Orders Settlement Date
16:00 CET for STP orders, 12:00 CET for non STP orders on the Valuation Day (D)	Valuation Day (D)	Day after the Valuation Day (D+1)	Maximum three bank business days after the Valuation Day (D+3) ⁽¹⁾

(1) *If the settlement day is a currency holiday, the settlement will occur the following business day.*

Each time the "Orders Settlement Date" occurs before or on the same day of the "NAV calculation and publication date", the "Orders Settlement Date" will instead happen the next bank business day following the "NAV calculation and publication date."

(2) *Centralisation for December 24 and 31 will be exceptionally advanced to 12:00 CET for STP orders due to an early closure of markets.*

Historical information:

Sub-fund launched on 12 November 1999 with the name "European High Yield Bond" by absorption of the "Euro Bond" sub-fund of the sicav "Paribas Institutions"

Transformation into "European Bond Opportunities" as from 31 January 2003

Renamed "Corporate Bond Opportunities" as from 26 November 2009

Renamed "Flexible Bond Europe Corporate" as from 1st September 2010

Absorption on 6 July 2011 of the "Bond World ABS" sub-fund of the Company

"I-CAP" shares split by 1,000 on 6 June 2014

Current name as from 30 August 2019

"Privilege-CAP" shares split by 9 on 26 August 2022

Absorption on 9 September 2022 of the "Euro Short Term Corporate Bond" sub-fund of the Company.

Taxation:

Potential shareholders are recommended to seek full information in their country of origin, place of residence or domicile on the possible tax consequences associated with their investment.

BNP Paribas Funds Europe Convertible

short-named BNP Paribas Europe Convertible

Investment objective

Increase the value of its assets over the medium term by investing primarily in convertible bonds issued by European companies.

Investment policy

The sub-fund invests at least 2/3 of its assets in convertible bonds and securities treated as equivalent to convertible bonds denominated in euro and/or whose underlying assets are issued by companies that have their registered office in, or conduct a significant proportion of their business in, Europe.

The Investment Manager will focus on convertible bonds strategies, investing in convertible bonds securities or achieving exposure to such securities by investing in fixed income securities and financial derivative instruments (such as options, swaps and/or CFD).

The remaining portion, namely a maximum of 1/3 of its assets, may be invested in any other transferable securities, money market instruments, and also, within a limit of 10% of the assets, in UCITS or UCIs.

The sub-fund may be exposed to emerging markets up to 5% of its assets.

After hedging, the sub-fund's exposure to currencies other than EUR may not exceed 5% of the assets.

The sub-fund may hold ancillary liquid assets within the limits and conditions described in Book I, Appendix 1 – Eligible Assets, point 7.

Sustainable Investment policy

The Investment Manager applies BNP PARIBAS ASSET MANAGEMENT's Sustainable Investment Policy, which takes into account Environmental, Social and Governance (ESG) criteria in the investment process of the sub-fund, as set out in Book I.

The sub-fund respects the Minimum Extra-Financial Analysis coverage rate, as set out in Book I.

The average portfolio ESG score of the sub-fund is higher than the one of its investment universe.

Derivatives and Securities Financing Transactions

Core financial derivative instruments, warrants and CFD, may be used for efficient portfolio management and hedging as described in points 2 and 3 of Appendix 2 of Book I.

Information relating to SFDR and Taxonomy Regulation

The sub-fund promotes environmental and / or social characteristics, provided that the companies in which the investments are made follow good governance practices, in accordance with article 8 of SFDR, and it will have a minimum proportion of its assets considered as sustainable investments within the meaning of SFDR.

INFORMATION ABOUT THE ENVIRONMENTAL OR SOCIAL CHARACTERISTICS RELATING TO THIS SUB-FUND IS AVAILABLE IN THE ANNEX OF THE PROSPECTUS SET OUT IN BOOK III.

A summary of the commitments is also available in Appendix 5 of Book I.

Risk profile

Specific market risks:

- Collateral Management Risk
- Counterparty Risk
- Credit Risk
- Derivatives Risk
- Emerging Markets Risk
- Extra-Financial Criteria Investment Risk
- Warrant Risk

For an overview of the generic risks, please refer to the Appendix 3 of the Book I of the Prospectus.

Investor type profile

This sub-fund is suitable for investors who:

- ✓ Are looking for hybrid securities with both equity and debt components;
- ✓ Are looking for long-term capital growth but with potentially lower market risk than for pure equity sub-funds;
- ✓ Have an investment horizon of 4 years.

Accounting Currency

EUR

Fees payable by the sub-fund

Category	Management (max)	Performance (max)	Distribution (max)	Other (max)	TAB ⁽¹⁾
Classic	1.20%	No	none	0.35%	0.05%
N	1.20%	No	0.60%	0.35%	0.05%
Privilege	0.65%	No	none	0.25%	0.05%
I	0.60%	No	none	0.20%	0.01%
X	none	No	none	0.20%	0.01%

BNP Paribas Funds Europe Convertible

short-named BNP Paribas Europe Convertible

(1) *Taxe d'abonnement. In addition, the Company may be subject to foreign UCI's tax, and/or other regulators levy, in the country where the sub-fund is registered for distribution.*

The complete list of shares offered is available on the website www.bnpparibas-am.com
For each active share, a KID is available on the website www.bnpparibas-am.com

Additional information

Valuation Day:

For each day of the week on which banks are open for business in Luxembourg (a "Valuation Day"), there is a corresponding NAV which is dated the same day.

It is available at the Company's registered office, from local agents, and in any newspapers designated by the Board of Directors and the website www.bnpparibas-am.com

Terms of subscription / conversion / redemption:

Subscription, redemption and conversion orders will be processed at an unknown net asset value in accordance with the rules set out below, only on Valuation Days, and the time mentioned is Luxembourg time.

Centralisation of orders ⁽²⁾	Orders Trade Date	NAV calculation and publication date	Orders Settlement Date
16:00 CET for STP orders, 12:00 CET for non STP orders on the Valuation Day (D)	Valuation Day (D)	Day after the Valuation Day (D+1)	Maximum three bank business days after the Valuation Day (D+3) ⁽¹⁾

(1) *If the settlement day is a currency holiday, the settlement will occur the following business day.*

Each time the "Orders Settlement Date" occurs before or on the same day of the "NAV calculation and publication date", the "Orders Settlement Date" will instead happen the next bank business day following the "NAV calculation and publication date."

(2) *Centralisation for December 24 and 31 will be exceptionally advanced to 12:00 CET for STP orders due to an early closure of markets.*

Historical information:

Sub-fund launched on 6 May 1998 with the name "European Convertible Bond"

Renamed "Convertible Bond Europe" as from 1st September 2010

Absorption on 3 December 2012 of the "Convertible Bond Euro Zone" sub-fund of the sicav BNP Paribas L1

"Privilege-CAP" shares split by 10 on 6 June 2014

"N-CAP" class renamed "N-DIS" on 2 November 2016

"IH EUR-CAP" class renamed "IH EUR-DIS" on 2 November 2016

"I-DIS" class merged into "IH EUR-DIS" renamed "I-DIS" on 6 May 2019

Current name as from 30 August 2019

Taxation:

Potential shareholders are recommended to seek full information in their country of origin, place of residence or domicile on the possible tax consequences associated with their investment.

BNP Paribas Funds Europe Equity short-named BNP Paribas Europe Equity

Investment objective

Increase the value of its assets over the medium term by investing primarily in European equities.

Investment policy

At all times, this sub-fund invests at least 75% of its assets in equities and/or equity equivalent securities issued by a limited number of companies that have their registered offices either in a country member of the EEA, or in the United Kingdom, other than non-cooperative countries in the fight against fraud and tax evasion and are characterised by the quality of their financial structure and/or potential for earnings growth.

The remaining portion, namely a maximum of 25% of its assets, may be invested in any other transferable securities and money market instruments, provided that investments in debt securities of any kind do not exceed 15% of its assets, and up to 10% of its assets may be invested in UCITS or UCIs.

Although the majority of the sub-fund equity securities may be components of the index MSCI Europe (NR)* (the "benchmark"), the Investment Manager uses its wide discretion in relation to the benchmark to invest in companies and sectors not included in the benchmark in order to take advantage of specific investment opportunities. Industry analysis is first undertaken to assess the structural characteristics of the industry in which each company operates. The stock selection is then achieved by placing substantial importance on the generation of detailed, proprietary research at company level. The Investment Manager seeks to exploit the market's increasing short-term focus by investing in companies when their attractive, longer-term investment attributes are masked by shorter term trends, fashion or random noise.

* with "MSCI Limited" as Benchmark Index administrator. Since 1 January 2021, "MSCI Limited" is considered as a "third country" UK administrator vis-à-vis the European Union and no longer appears on the Benchmark Register. The non-EU benchmarks are permitted to be used in the EU until the Regulation 2016/1011's transition period which has been extended to 31 December 2025. During this time "MSCI Limited" can either be granted the UK "equivalence" by the European Union or "endorsement" or "recognition" as per Regulation 2016/1011.

The end result is a high conviction portfolio with investments made in approx. 40 companies characterized by the quality of their financial structure and/or potential for earnings growth. Internal investment guidelines have been defined, including in reference to the benchmark, and are regularly monitored to ensure the investment strategy remains actively managed, while staying within pre-defined risk levels. Nevertheless, due to similar geographical constraint, investors should be aware that the sub-fund's risk and return profile may, from time to time, be comparable to the risk and return profile of the benchmark.

The sub-fund may hold ancillary liquid assets within the limits and conditions described in Book I, Appendix 1 – Eligible Assets, point 7.

Sustainable Investment policy

The Investment Manager applies BNP PARIBAS ASSET MANAGEMENT's Sustainable Investment Policy, which takes into account Environmental, Social and Governance (ESG) criteria in the investment process of the sub-fund, as set out in Book I.

The sub-fund respects the Minimum Extra-Financial Analysis coverage rate, as set out in Book I.

The average portfolio ESG score of the sub-fund is higher than the one of its investment universe.

Derivatives and Securities Financing Transactions

Core financial derivative instruments may be used for efficient portfolio management and hedging as described in points 2 and 3 of Appendix 2 of Book I.

Information relating to SFDR and Taxonomy Regulation

The sub-fund promotes environmental and / or social characteristics, provided that the companies in which the investments are made follow good governance practices, in accordance with article 8 of SFDR, and it will have a minimum proportion of its assets considered as sustainable investments within the meaning of SFDR.

INFORMATION ABOUT THE ENVIRONMENTAL OR SOCIAL CHARACTERISTICS RELATING TO THIS SUB-FUND IS AVAILABLE IN THE ANNEX OF THE PROSPECTUS SET OUT IN BOOK III.

A summary of the commitments is also available in Appendix 5 of Book I.

Risk profile

Specific market risks:

- Concentration Risk
- Extra-Financial Criteria Investment Risk
- Equity Risk

For an overview of generic risks, please refer to the Appendix 3 of Book I of the Prospectus.

Investor type profile

This sub-fund is suitable for investors who:

- ✓ Are looking for a diversification of their investments in equities;
- ✓ Are willing to accept higher market risks in order to potentially generate higher long-term returns;
- ✓ Can accept significant temporary losses;
- ✓ Can tolerate volatility;
- ✓ Have an investment horizon of 5 years.

Accounting Currency

EUR

BNP Paribas Funds Europe Equity short-named BNP Paribas Europe Equity

Fees payable by the sub-fund

Category	Management (max)	Performance (max)	Distribution (max)	Other (max)	TAB ⁽¹⁾
Classic	1.50%	No	none	0.40%	0.05%
N	1.50%	No	0.75%	0.40%	0.05%
Privilege	0.75%	No	none	0.25%	0.05%
I	0.75%	No	none	0.20%	0.01%
I Plus	0.60%	No	none	0.20%	0.01%
X	none	No	none	0.20%	0.01%

(1) *Taxe d'abonnement. In addition, the Company may be subject to foreign UCI's tax, and/or other regulators levy, in the country where the sub-fund is registered for distribution.*

The complete list of shares offered is available on the website www.bnpparibas-am.com

For each active share, a KID is available on the website www.bnpparibas-am.com

Additional information

Valuation Day:

For each day of the week on which banks are open for business in Luxembourg (a "Valuation Day"), there is a corresponding NAV which is dated the same day.

It is available at the Company's registered office, from local agents, and in any newspapers designated by the Board of Directors and the website www.bnpparibas-am.com

Terms of subscription / conversion / redemption:

Subscription, redemption and conversion orders will be processed at an unknown net asset value in accordance with the rules set out below, only on Valuation Days, and the time mentioned is Luxembourg time.

Centralisation of orders ⁽²⁾	Orders Trade Date	NAV calculation and publication date	Orders Settlement Date
16:00 CET for STP orders, 12:00 CET for non STP orders on the Valuation Day (D)	Valuation Day (D)	Day after the Valuation Day (D+1)	Maximum three bank business days after the Valuation Day (D+3) ⁽¹⁾

(1) *If the settlement day is a currency holiday, the settlement will occur the following business day.*

Each time the "Orders Settlement Date" occurs before or on the same day of the "NAV calculation and publication date", the "Orders Settlement Date" will instead happen the next bank business day following the "NAV calculation and publication date."

(2) *Centralisation for December 24 and 31 will be exceptionally advanced to 12:00 CET for STP orders due to an early closure of markets.*

Historical information:

Sub-fund launched on 14 May 2004 in the sicav FORTIS L FUND (renamed BNP Paribas L1 on 1 August 2010)

Absorption on 5 May 2008 of the "Opportunities Income Europe" sub-fund of the sicav Fortis L Fund

Absorption on 21 March 2011 of the "Opportunities Europe" sub-fund of the sicav BNP Paribas L1

Absorption on 18 July 2011 of the "Equity Europe Alpha" sub-fund of the Company

Absorption on 3 December 2012 of the "Real Estate Securities Europe" sub-fund of the Company

Transfer to the Company on 17 May 2013 with the name "Equity Best Selection Europe"

Absorption on 3 June 2013 of the "Equity Europe Converging", "Equity Europe LS 30" and "Equity Switzerland" sub-funds of the Company.

Absorption on 3 June 2013 of the "Equity Europe Finance" sub-fund of the sicav BNP Paribas L1

"Classic HUF" class renamed "Classic RH HUF" on 6 June 2014

Current name as from 30 August 2019

Absorption on 15 November 2019 of the "Equity Europe" sub-fund of the sicav BNP Paribas L1

Taxation:

Potential shareholders are recommended to seek full information in their country of origin, place of residence or domicile on the possible tax consequences associated with their investment.

BNP Paribas Funds Europe Growth

short-named BNP Paribas Europe Growth

Investment objective

Increase the value of its assets over the medium term by investing primarily in European equities.

Investment policy

At all times, this sub-fund invests at least 75% of its assets in equities and/or equity equivalent securities issued by companies that the management team deems to have greater-than-average potential for growth and/or relatively stable growth in profits and that have their registered offices either in a country member of the EEA, or in the United Kingdom, other than non-cooperative countries in the fight against fraud and tax evasion.

When deciding on allocations and selecting securities, the Investment Manager will seek to diversify exposure to different sectors and issuers in order to reduce risk.

The remaining portion, namely a maximum of 25% of its assets, may be invested in any other transferable securities and money market instruments, provided that investments in debt securities of any kind do not exceed 15% of its assets, and up to 10% of its assets may be invested in UCITS or UCIs.

The sub-fund may hold ancillary liquid assets within the limits and conditions described in Book I, Appendix 1 – Eligible Assets, point 7.

Sustainable Investment policy

The Investment Manager applies BNP PARIBAS ASSET MANAGEMENT's Sustainable Investment Policy, which takes into account Environmental, Social and Governance (ESG) criteria in the investment process of the sub-fund, as set out in Book I.

The sub fund respects the Minimum Extra-Financial analysis coverage rate as described in Book I.

The average portfolio ESG score of the sub-fund is higher than the one of its investment universe, being the large and mid-cap European companies across the main European markets.

Derivatives and Securities Financing Transactions

Core financial derivative instruments may be used for efficient portfolio management and hedging as described in points 2 and 3 of Appendix 2 of Book I.

Information relating to SFDR and Taxonomy Regulation

The sub-fund promotes environmental and / or social characteristics, provided that the companies in which the investments are made follow good governance practices, in accordance with article 8 of SFDR, and it will have a minimum proportion of its assets considered as sustainable investments within the meaning of SFDR.

INFORMATION ABOUT THE ENVIRONMENTAL OR SOCIAL CHARACTERISTICS RELATING TO THIS SUB-FUND IS AVAILABLE IN THE ANNEX OF THE PROSPECTUS SET OUT IN BOOK III.

A summary of the commitments is also available in Appendix 5 of Book I.

Risk profile

Specific market risks:

- Extra-Financial Criteria Investment Risk
- Equity Risk

For an overview of generic risks, please refer to the Appendix 3 of Book I of the Prospectus.

Investor type profile

This sub-fund is suitable for investors who:

- ✓ Are looking for a diversification of their investments in equities;
- ✓ Are willing to accept higher market risks in order to potentially generate higher long-term returns;
- ✓ Can accept significant temporary losses;
- ✓ Can tolerate volatility;
- ✓ Have an investment horizon of 5 years.

Accounting Currency

EUR

Fees payable by the sub-fund

Category	Management (max)	Performance (max)	Distribution (max)	Other (max)	TAB ⁽¹⁾
Classic	1.50%	No	none	0.40%	0.05%
N	1.50%	No	0.75%	0.40%	0.05%
Privilege	0.75%	No	none	0.25%	0.05%
I	0.75%	No	none	0.20%	0.01%
X	none	No	none	0.20%	0.01%
X3	none	No	none	0.20%	0.01%

BNP Paribas Funds Europe Growth

short-named BNP Paribas Europe Growth

(1) *Taxe d'abonnement.* In addition, the Company may be subject to foreign UCI's tax, and/or other regulators levy, in the country where the sub-fund is registered for distribution.

The complete list of shares offered is available on the website www.bnpparibas-am.com

For each active share, a KID is available on the website www.bnpparibas-am.com

Additional information

Valuation Day:

For each day of the week on which banks are open for business in Luxembourg (a "Valuation Day"), there is a corresponding NAV which is dated the same day.

It is available at the Company's registered office, from local agents, and in any newspapers designated by the Board of Directors and the website www.bnpparibas-am.com

Terms of subscription / conversion / redemption:

Subscription, redemption and conversion orders will be processed at an unknown net asset value in accordance with the rules set out below, only on Valuation Days, and the time mentioned is Luxembourg time.

Centralisation of orders ⁽²⁾	Orders Trade Date	NAV calculation and publication date	Orders Settlement Date
16:00 CET for STP orders, 12:00 CET for non STP orders on the Valuation Day (D)	Valuation Day (D)	Day after the Valuation Day (D+1)	Maximum three bank business days after the Valuation Day (D+3) ⁽¹⁾

(1) *If the settlement day is a currency holiday, the settlement will occur the following business day.*

Each time the "Orders Settlement Date" occurs before or on the same day of the "NAV calculation and publication date", the "Orders Settlement Date" will instead happen the next bank business day following the "NAV calculation and publication date."

(2) *Centralisation for December 24 and 31 will be exceptionally advanced to 12:00 CET for STP orders due to an early closure of markets.*

Historical information:

Sub-fund launched on 28 August 2008 in the sicav FORTIS L FUND (renamed BNP Paribas L1 on 1 August 2010) by contribution of the "ABN AMRO Trans Europe Fund" sub-fund of the Dutch law sicav ABN AMRO Equity Umbrella Fund N.V

Absorption on 18 July 2011 of the "Equity Europe Growth" sub-fund of the Company

"Classic USD" category merged into "Classic-CAP" class of the sub-fund on 27 May 2013

Transfer in the Company on 27 May 2013 with the name "Equity Europe Growth"

"Classic H SGD MD" and "Classic H USD MD" classes renamed "Classic RH SGD MD" and "Classic RH USD MD" on 1 May 2014

"I -CAP" shares split by 100 on 6 June 2014

Current name as from 30 August 2019

Taxation:

Potential shareholders are recommended to seek full information in their country of origin, place of residence or domicile on the possible tax consequences associated with their investment.

BNP Paribas Funds Europe Real Estate Securities

short-named BNP Paribas Europe Real Estate Securities

Investment objective

Increase the value of its assets over the medium term by investing in European real estate companies.

Investment policy

This sub-fund invests at least 2/3 of its assets either in transferable securities or in shares and other securities of real estate companies or companies specialised in the real estate sector, and in any financial instruments representing real estate assets. The issuers have their registered offices or conduct the majority of their business activities in Europe.

The remaining portion, namely a maximum of 1/3 of its assets, may be invested in any other transferable securities and money market instruments, provided that investments in debt securities of any kind do not exceed 15% of its assets, and up to 10% of its assets may be invested in other UCITS or UCIs.

The sub-fund does not directly own any real estate properties.

The sub-fund may hold ancillary liquid assets within the limits and conditions described in Book I, Appendix 1 – Eligible Assets, point 7.

Sustainable Investment policy

The Investment Manager applies BNP PARIBAS ASSET MANAGEMENT's Sustainable Investment Policy, which takes into account Environmental, Social and Governance (ESG) criteria in the investment process of the sub-fund as set out in Book I.

The investment manager applies a non-financial analysis on a minimum of 90% of the assets of the sub-fund (excluding ancillary liquid assets) based on the internal Proprietary ESG scoring framework, and carbon footprint assessed using an internal proprietary methodology, as indicated in Book I. The internal ESG scoring methodology, as set out in Book I, places a strong emphasis on the Environmental pillar (at least 45% of total weight), with a critical focus on Climate Change metrics, in particular companies' physical climate risk management, share of green buildings and green buildings investments.

The average portfolio ESG score of the sub-fund is higher than the one of its investment universe, after eliminating at least 15% of securities with the lowest ESG Score.

Derivatives and Securities Financing Transactions

Core financial derivative instruments may be used for efficient portfolio management and hedging as described in points 2 and 3 of Appendix 2 of Book I.

Information relating to SFDR and Taxonomy Regulation

The sub-fund promotes environmental and / or social characteristics, provided that the companies in which the investments are made follow good governance practices, in accordance with article 8 of SFDR, and it will have a minimum proportion of its assets considered as sustainable investments within the meaning of SFDR.

INFORMATION ABOUT THE ENVIRONMENTAL OR SOCIAL CHARACTERISTICS RELATING TO THIS SUB-FUND IS AVAILABLE IN THE ANNEX OF THE PROSPECTUS SET OUT IN BOOK III.

A summary of the commitments is also available in Appendix 5 of Book I.

Risk profile

Specific market risks:

- Extra-Financial Criteria Investment Risk
- Equity Risk
- Real Estate Related Exposure Risks

For an overview of generic risks, please refer to the Appendix 3 of Book I of the Prospectus.

Investor type profile

This sub-fund is suitable for investors who:

- ✓ Are looking for a diversification of their investments in real estate products;
- ✓ Are willing to accept higher market risks in order to potentially generate higher long-term returns;
- ✓ Can accept significant temporary losses;
- ✓ Can tolerate volatility;
- ✓ Have an investment horizon of 5 years.

Accounting Currency

EUR

Fees payable by the sub-fund

Category	Management (max)	Performance (max)	Distribution (max)	Other (max)	TAB ⁽¹⁾
Classic	1.50%	No	none	0.40%	0.05%
N	1.50%	No	0.75%	0.40%	0.05%
Privilege	0.75%	No	none	0.25%	0.05%
I	0.75%	No	none	0.20%	0.01%

BNP Paribas Funds Europe Real Estate Securities
short-named BNP Paribas Europe Real Estate Securities

Category	Management (max)	Performance (max)	Distribution (max)	Other (max)	TAB ⁽¹⁾
X	none	No	none	0.20%	0.01%

(1) *Taxe d'abonnement. In addition, the Company may be subject to foreign UCI's tax, and/or other regulators levy, in the country where the sub-fund is registered for distribution.*

The complete list of shares offered is available on the website www.bnpparibas-am.com

For each active share, a KID is available on the website www.bnpparibas-am.com

Additional information

Valuation Day:

For each day of the week on which banks are open for business in Luxembourg (a "Valuation Day"), there is a corresponding NAV which is dated the same day.

It is available at the Company's registered office, from local agents, and in any newspapers designated by the Board of Directors and the website www.bnpparibas-am.com

Terms of subscription / conversion / redemption:

Subscription, redemption and conversion orders will be processed at an unknown net asset value in accordance with the rules set out below, only on Valuation Days, and the time mentioned is Luxembourg time.

Centralisation of orders ⁽²⁾	Orders Trade Date	NAV calculation and publication date	Orders Settlement Date
16:00 CET for STP orders, 12:00 CET for non STP orders on the Valuation Day (D)	Valuation Day (D)	Day after the Valuation Day (D+1)	Maximum three bank business days after the Valuation Day (D+3) ⁽¹⁾

(1) *If the settlement day is a currency holiday, the settlement will occur the following business day.*

Each time the "Orders Settlement Date" occurs before or on the same day of the "NAV calculation and publication date", the "Orders Settlement Date" will instead happen the next bank business day following the "NAV calculation and publication date."

(2) *Centralisation for December 24 and 31 will be exceptionally advanced to 12:00 CET for STP orders due to an early closure of markets.*

Historical information:

Sub-fund launched on 1st October 2002 in the sicav FORTIS L FUND (renamed BNP Paribas L1 on 1 August 2010) with the name "Real Estate Europe"

Renamed "Real Estate Securities Europe" as from 1st October 2007

Transfer in the Company on 31 January 2014

"Privilege-CAP" shares split by 10 on 6 June 2014

Current name as from 30 August 2019

Absorption on 15 October 2021 of the "Global Real Estate Securities" sub-fund of the Company

Taxation:

Potential shareholders are recommended to seek full information in their country of origin, place of residence or domicile on the possible tax consequences associated with their investment.

BNP Paribas Funds Europe Small Cap

short-named BNP Paribas Europe Small Cap

Investment objective

Increase the value of its assets over the medium term by investing primarily in European small cap equities.

Investment policy

This sub-fund invests at least 2/3 of its assets in equities and/or equity equivalent securities issued by companies having market capitalisation below the highest market capitalisation (observed at the beginning of each financial year) of the MSCI Europe SmallCap* index, that have their registered offices or conduct the majority of their business activities in Europe.

The remaining portion, namely a maximum of 1/3 of its assets, may be invested in any other transferable securities, money market instruments, and also, within a limit of 15% of the assets, in debt securities of any kind and, within a limit of 10% of the assets, in UCITS or UCIs.

I with "MSCI Limited" as Benchmark Index administrator. Since 1 January 2021, "MSCI Limited" is considered as a "third country" UK administrator vis-à-vis the European Union and no longer appears on the Benchmark Register. The non-EU benchmarks are permitted to be used in the EU until the Regulation 2016/1011's transition period which has been extended to 31 December 2025. During this time "MSCI Limited" can either be granted the UK "equivalence" by the European Union or "endorsement" or "recognition" as per Regulation 2016/1011.*

At all times, at least 75% of the assets are invested in equities issued by companies that have their registered office either in a country member of the EEA, or in the United Kingdom, other than non-cooperative countries in the fight against fraud and tax evasion.

The sub-fund may hold ancillary liquid assets within the limits and conditions described in Book I, Appendix 1 – Eligible Assets, point 7.

Sustainable Investment policy

The Investment Manager applies BNP PARIBAS ASSET MANAGEMENT's Sustainable Investment Policy, which takes into account Environmental, Social and Governance (ESG) criteria in the investment process of the sub-fund, as set out in Book I.

The sub-fund respects the Minimum Extra-Financial Analysis coverage rate, as set out in Book I.

The average portfolio ESG score of the sub-fund is higher than the one of its investment universe.

Derivatives and Securities Financing Transactions

Core financial derivative instruments, and warrants, may be used for efficient portfolio management and hedging as described in points 2 and 3 of Appendix 2 of Book I.

Information relating to SFDR and Taxonomy Regulation

The sub-fund promotes environmental and / or social characteristics, provided that the companies in which the investments are made follow good governance practices, in accordance with article 8 of SFDR, and it will have a minimum proportion of its assets considered as sustainable investments within the meaning of SFDR.

INFORMATION ABOUT THE ENVIRONMENTAL OR SOCIAL CHARACTERISTICS RELATING TO THIS SUB-FUND IS AVAILABLE IN THE ANNEX OF THE PROSPECTUS SET OUT IN BOOK III.

A summary of the commitments is also available in Appendix 5 of Book I.

Risk profile

Specific market risks:

- Extra-Financial Criteria Investment Risk
- Equity Risk
- Liquidity Risk
- Small Cap, Specialised or Restricted Sectors Risk
- Warrant Risk

For an overview of the generic risks, please refer to the Appendix 3 of the Book I of the Prospectus.

Investor type profile

This sub-fund is suitable for investors who:

- ✓ Are looking for a diversification of their investments in equities;
- ✓ Are willing to accept higher market risks in order to potentially generate higher long-term returns;
- ✓ Can accept significant temporary losses;
- ✓ Can tolerate volatility;
- ✓ Have an investment horizon of 5 years.

Accounting Currency

EUR

Fees payable by the sub-fund

Category	Management (max)	Performance (max)	Distribution (max)	Other (max)	TAB ⁽¹⁾
Classic	1.75%	No	none	0.40%	0.05%
N	1.75%	No	0.75%	0.40%	0.05%
Privilege	0.90%	No	none	0.25%	0.05%

BNP Paribas Funds Europe Small Cap
short-named BNP Paribas Europe Small Cap

Category	Management (max)	Performance (max)	Distribution (max)	Other (max)	TAB ⁽¹⁾
I	0.85%	No	none	0.20%	0.01%
X	none	No	none	0.20%	0.01%
X2	none	No	none	0.20%	0.01%
UI	0.85%	No	none	0.20%	0.01%

(1) *Taxe d'abonnement. In addition, the Company may be subject to foreign UCI's tax, and/or other regulators levy, in the country where the sub-fund is registered for distribution.*

The complete list of shares offered is available on the website www.bnpparibas-am.com

For each active share, a KID is available on the website www.bnpparibas-am.com

Additional information

Valuation Day:

For each day of the week on which banks are open for business in Luxembourg (a "Valuation Day"), there is a corresponding NAV which is dated the same day.

It is available at the Company's registered office, from local agents, and in any newspapers designated by the Board of Directors and the website www.bnpparibas-am.com

Terms of subscription / conversion / redemption:

Subscription, redemption and conversion orders will be processed at an unknown net asset value in accordance with the rules set out below, only on Valuation Days, and the time mentioned is Luxembourg time.

Centralisation of orders ⁽²⁾	Orders Trade Date	NAV calculation and publication date	Orders Settlement Date
16:00 CET for STP orders, 12:00 CET for non STP orders on the Valuation Day (D)	Valuation Day (D)	Day after the Valuation Day (D+1)	Maximum three bank business days after the Valuation Day (D+3) ⁽¹⁾

(1) *If the settlement day is a currency holiday, the settlement will occur the following business day.*

Each time the "Orders Settlement Date" occurs before or on the same day of the "NAV calculation and publication date", the "Orders Settlement Date" will instead happen the next bank business day following the "NAV calculation and publication date."

(2) *Centralisation for December 24 and 31 will be exceptionally advanced to 12:00 CET for STP orders due to an early closure of markets.*

Historical information:

Sub-fund launched on 25 September 2007 with the name "Europe Small Cap"

Renamed "Equity Europe Small Cap" as from 1st September 2010

Absorption on 14 March 2011 of the "Equity Europe Small Cap" sub-fund of the sicav BNP Paribas L1

Absorption on 26 November 2012 of the "Equity Euro Small Cap" sub-fund of the Company

On 6 June 2014:

- "Privilege -CAP" shares split by 10
- "I-CAP" shares split by 1,000

Current name as from 30 August 2019

Taxation:

Potential shareholders are recommended to seek full information in their country of origin, place of residence or domicile on the possible tax consequences associated with their investment.

BNP Paribas Funds Europe Small Cap Convertible

short-named BNP Paribas Europe Small Cap Convertible

Investment objective

Increase the value of its assets over the medium term by investing primarily in small initial issue convertible bonds issued by European companies.

Investment policy

The sub-fund invests at least 2/3 of its assets in convertible bonds or securities treated as equivalent to convertible bonds issued as part of an initial issue that does not exceed EUR 300 million by companies that have their registered office in, and/or conduct a significant proportion of their business in, Europe.

The remaining portion, namely a maximum of 1/3 of its assets, may be invested in any other transferable securities, money market instruments, and also, within a limit of 10% of the assets, in UCITS or UCIs.

The sub-fund may hold ancillary liquid assets within the limits and conditions described in Book I, Appendix 1 – Eligible Assets, point 7.

Sustainable Investment policy

The Investment Manager applies BNP PARIBAS ASSET MANAGEMENT's Sustainable Investment Policy, which takes into account Environmental, Social and Governance (ESG) criteria in the investment process of the sub-fund, as set out in Book I.

The investment manager applies a non-financial analysis on a minimum of 75% of the assets of the sub-fund (excluding ancillary liquid assets) based on the internal Proprietary ESG scoring framework as indicated in Book I.

The average portfolio ESG score of the sub-fund is higher than the one of its investment universe.

Derivatives and Securities Financing Transactions

Core financial derivative instruments and warrants may be used for efficient portfolio management and hedging as described in points 2 and 3 of Appendix 2 of Book I.

Information relating to SFDR and Taxonomy Regulation

The sub-fund promotes environmental and / or social characteristics, provided that the companies in which the investments are made follow good governance practices, in accordance with article 8 of SFDR, and it will have a minimum proportion of its assets considered as sustainable investments within the meaning of SFDR.

INFORMATION ABOUT THE ENVIRONMENTAL OR SOCIAL CHARACTERISTICS RELATING TO THIS SUB-FUND IS AVAILABLE IN THE ANNEX OF THE PROSPECTUS SET OUT IN BOOK III.

A summary of the commitments is also available in Appendix 5 of Book I.

Risk profile

Specific market risks:

- Collateral Management Risk
- Counterparty Risk
- Credit Risk
- Derivatives Risk
- Extra-Financial Criteria Investment Risk
- Liquidity Risk
- Small Cap, Specialised or Restricted Sectors Risk
- Warrant Risk

For an overview of the generic risks, please refer to the Appendix 3 of the Book I of the Prospectus.

Investor type profile

This sub-fund is suitable for investors who:

- ✓ Are looking for hybrid securities with both equity and debt components;
- ✓ Are looking for long-term capital growth but with potentially lower market risk than for pure equity sub-funds;
- ✓ Have an investment horizon of 4 years.

Accounting Currency

EUR

Fees payable by the sub-fund

Category	Management (max)	Performance (max)	Distribution (max)	Other (max)	TAB ⁽¹⁾
Classic	1.20%	No	none	0.35%	0.05%
N	1.20%	No	0.60%	0.35%	0.05%
Privilege	0.65%	No	none	0.25%	0.05%
I	0.60%	No	none	0.20%	0.01%
X	none	No	none	0.20%	0.01%

⁽¹⁾ *Taxe d'abonnement. In addition, the Company may be subject to foreign UCI's tax, and/or other regulators levy, in the country where the sub-fund is registered for distribution.*

BNP Paribas Funds Europe Small Cap Convertible

short-named BNP Paribas Europe Small Cap Convertible

The complete list of shares offered is available on the website www.bnpparibas-am.com
For each active share, a KID is available on the website www.bnpparibas-am.com

Additional information

Valuation Day:

For each day of the week on which banks are open for business in Luxembourg (a "Valuation Day"), there is a corresponding NAV which is dated the same day.

It is available at the Company's registered office, from local agents, and in any newspapers designated by the Board of Directors and the website www.bnpparibas-am.com

Terms of subscription / conversion / redemption:

Subscription, redemption and conversion orders will be processed at an unknown net asset value in accordance with the rules set out below, only on Valuation Days, and the time mentioned is Luxembourg time.

Centralisation of orders ⁽²⁾	Orders Trade Date	NAV calculation and publication date	Orders Settlement Date
16:00 CET for STP orders, 12:00 CET for non STP orders on the Valuation Day (D)	Valuation Day (D)	Day after the Valuation Day (D+1)	Maximum three bank business days after the Valuation Day (D+3) ⁽¹⁾

(1) If the settlement day is a currency holiday, the settlement will occur the following business day.

Each time the "Orders Settlement Date" occurs before or on the same day of the "NAV calculation and publication date", the "Orders Settlement Date" will instead happen the next bank business day following the "NAV calculation and publication date".

(2) Centralisation for December 24 and 31 will be exceptionally advanced to 12:00 CET for STP orders due to an early closure of markets.

Historical information:

Sub-fund launched on 11 December 2006 with the name "European Small Cap Convertible Bond"

Renamed "Convertible Bond Europe Small Cap" as from 1st September 2010

On 6 June 2014:

- "Privilege-CAP" shares split by 10
- "I-CAP" shares split by 1,000

"N-CAP" class renamed "N-DIS" on 2 November 2016

Current name as from 30 August 2019

Taxation:

Potential shareholders are recommended to seek full information in their country of origin, place of residence or domicile on the possible tax consequences associated with their investment.

BNP Paribas Funds Flexible Global Credit

short-named BNP Paribas Flexible Global Credit

Investment objective

Increase the value of its assets over the medium term by investing primarily in corporate bonds using flexible strategies.

Investment policy

In order to achieve its investment objective, the sub-fund will use three types of investment strategies which are expected to present a low correlation of their individual returns over a long term period.

The sub-fund invests, directly or indirectly (via financial derivative instruments), for at least 70% of its assets in bonds and/or securities treated as equivalent or money market instruments, denominated in EUR, USD or GBP, and issued by governments, agencies or private companies in any country and up to 30% of its assets in High Yield bonds.

Next to that, the sub-fund will implement a set of "flexible beta" strategies, aiming at managing actively its exposure to both interest rate and credit risk, using credit and interest rates derivatives.

Finally, the sub-fund will invest in a selection of "pure alpha" strategies, seeking to enhance the return of the portfolio by allocating dynamically between both interest rates and currencies worldwide, using directional or relative value approaches.

The sub-fund may use credit, currency, inflation and interest rates derivatives for hedging and/or investment purposes such as (but not limited to) bond futures, short term interest rate futures, currency forwards and swaps, credit default swaps, options and variance/volatility swaps.

The sub-fund may also invest up to 10% of its assets into UCITS or UCIs and/or up to 10% directly or indirectly (via financial derivative instruments) into equities or equity equivalent securities.

The sub-fund may hold ancillary liquid assets within the limits and conditions described in Book I, Appendix 1 – Eligible Assets, point 7.

In the event the portfolio ends up with any distressed securities as a result of a restructuring event or any event beyond the control of the company, the Investment Manager will assess the situation and, if he believes necessary, promptly adjust the composition of the portfolio in order to preserve the best interest of the shareholders. In any case, distressed securities will never represent more than 10% of the assets.

Sustainable Investment policy

The Investment Manager applies BNP PARIBAS ASSET MANAGEMENT's Sustainable Investment Policy, which takes into account Environmental, Social and Governance (ESG) criteria in the investment process of the sub-fund, as set out in Book I.

The sub-fund respects the Minimum Extra-Financial Analysis coverage rate, as set out in Book I.

The average portfolio ESG score of the sub-fund is higher than the one of its investment universe, being all the worldwide issuers.

Derivatives and Securities Financing Transactions

Core financial derivative instruments and CDS may be used for efficient portfolio management and hedging as described in points 2 and 3 of Appendix 2 of Book I.

Leverage details:

- a) The expected leverage, estimated at 4, is defined as the sum of the absolute values of the derivatives notional (with neither netting nor hedging arrangement) divided by NAV. A higher leverage level (notional methodology) could be reached during the life of the sub-fund regarding its investment strategy.
- b) The expected leverage of 4 can be broken down into active tactical positioning (active management to take advantage of market pricing anomalies or strong market sectors), future positions for hedging purpose for its major part and then and Forex positions.
- c) **Higher leverage:** under certain circumstances a higher leverage could be reached. In such a case the larger contribution comes from short term interest rate options (when for example profits arise from options positions). Leverage will in particular come from long Put spread (loss limited to the net premiums paid) and Short Call spread where the loss is limited to the strikes differences.
- d) **Risk Management:** as required by the local regulator, a risk management process supervises this investment strategy through a daily VaR (99%; 1-month) monitoring completed by monthly back test and stress tests.
- e) **Leverage Risk warning:** leverage may under certain circumstances generate an opportunity for higher return and therefore more important income, but at the same time, may increase the volatility of the sub fund and therefore the risk to lose capital.

Information relating to SFDR and Taxonomy Regulation

The sub-fund promotes environmental and / or social characteristics, provided that the companies in which the investments are made follow good governance practices, in accordance with article 8 of SFDR, and it will have a minimum proportion of its assets considered as sustainable investments within the meaning of SFDR.

INFORMATION ABOUT THE ENVIRONMENTAL OR SOCIAL CHARACTERISTICS RELATING TO THIS SUB-FUND IS AVAILABLE IN THE ANNEX OF THE PROSPECTUS SET OUT IN BOOK III.

A summary of the commitments is also available in Appendix 5 of Book I.

Risk profile

Specific market risks:

- Collateral Management Risk
- Counterparty Risk
- Credit Risk
- Currency Exchange Risk
- Derivatives Risk
- Distressed Securities Risk

BNP Paribas Funds Flexible Global Credit

short-named BNP Paribas Flexible Global Credit

- Extra-Financial Criteria Investment Risk
- High Yield Bond Risk
- Liquidity Risk

For an overview of the generic risks, please refer to the Appendix 3 of the Book I of the Prospectus.

Investor type profile

This sub-fund is suitable for investors who:

- ✓ Are looking for a diversification of their investments through exposure to a range of asset classes, globally;
- ✓ Can accept low to medium market risks;
- ✓ Have an investment horizon of 3 years.

Accounting Currency

EUR

Fees payable by the sub-fund

Category	Management (max)	Performance (max)	Distribution (max)	Other (max)	TAB ⁽¹⁾
Classic	0.80%	No	none	0.30%	0.05%
N	0.80%	No	0.50%	0.30%	0.05%
Privilege	0.40%	No	none	0.20%	0.05%
I	0.40%	No	none	0.17%	0.01%
X	none	No	none	0.17%	0.01%

(1) *Taxe d'abonnement. In addition, the Company may be subject to foreign UCI's tax, and/or other regulators levy, in the country where the sub-fund is registered for distribution.*

The complete list of shares offered is available on the website www.bnpparibas-am.com

For each active share, a KID is available on the website www.bnpparibas-am.com

Additional information

Valuation Day:

For each day of the week on which banks are open for business in Luxembourg (a "Valuation Day"), there is a corresponding NAV which is dated the same day.

It is available at the Company's registered office, from local agents, and in any newspapers designated by the Board of Directors and the website www.bnpparibas-am.com

Terms of subscription / conversion / redemption:

Subscription, redemption and conversion orders will be processed at an unknown net asset value in accordance with the rules set out below, only on Valuation Days, and the time mentioned is Luxembourg time.

Centralisation of orders ⁽²⁾	Orders Trade Date	NAV calculation and publication date	Orders Settlement Date
16:00 CET for STP orders, 12:00 CET for non STP orders on the Valuation Day (D)	Valuation Day (D)	Day after the Valuation Day (D+1)	Maximum three bank business days after the Valuation Day (D+3) ⁽¹⁾

(1) *If the settlement day is a currency holiday, the settlement will occur the following business day.*

Each time the "Orders Settlement Date" occurs before or on the same day of the "NAV calculation and publication date", the "Orders Settlement Date" will instead happen the next bank business day following the "NAV calculation and publication date."

(2) *Centralisation for December 24 and 31 will be exceptionally advanced to 12:00 CET for STP orders due to an early closure of markets.*

Historical information:

Sub-fund launched on 25 April 2014 in the sicav BNP Paribas Flexi I with the name "Bond World Income"

Transfer in the Company on 24 April 2015

Absorption on 8 May 2015 of the "Global Bond Opportunities" sub-fund of the sicav FUNDQUEST INTERNATIONAL

Current name as from 30 August 2019

Taxation:

Potential shareholders are recommended to seek full information in their country of origin, place of residence or domicile on the possible tax consequences associated with their investment.

BNP Paribas Funds Global Bond Opportunities

short-named BNP Paribas Global Bond Opportunities

Investment objective

Generate returns by actively managing a portfolio using a wide set of strategies within the global fixed income universe.

Investment policy

This global unconstrained fixed income sub-fund aims to generate returns by actively managing a portfolio using a wide set of strategies within the global fixed income universe.

The sub-fund intends to use the widest range of strategies across the sub-asset classes listed below with a focus on combining directional, arbitrage, relative value, quantitative and/or qualitative approaches, and with the aim to ensure diversification and flexibility. The weighting of the different strategies in the portfolio may vary over time according to the evolution of market conditions and to reflect the anticipations of the Investment Manager.

The sub-fund may hold ancillary liquid assets within the limits and conditions described in Book I, Appendix 1 – Eligible Assets, point 7.

Sustainable Investment policy

The Investment Manager applies BNP PARIBAS ASSET MANAGEMENT's Sustainable Investment Policy, which takes into account Environmental, Social and Governance (ESG) criteria in the investment process of the sub-fund, as set out in Book I.

The sub-fund respects the Minimum Extra-Financial Analysis coverage rate, as set out in Book I.

The average portfolio ESG score of the sub-fund is higher than the one of its investment universe, being all the debt and money market issuers.

Strategies used

The investment strategies include:

- 1) a range of directional positions (long and/or short) on the global universe of developed and emerging markets for bonds, interest rates, inflation, credit, structured securities, currencies, market indices, etc. as well as positions on the volatility of targeted assets;
- 2) a range of arbitrage and relative value strategies that can be applied to the same asset classes as for the directional strategies.
- 3) a range of strategies that are based on qualitative and/or quantitative approaches, top-down macro and/or bottom-up selection and varying time horizons, from very short-term tactical allocation to long-term views.

Description of the assets

1. Main assets categories

A maximum of 100% of the sub-fund assets may be invested in the following instruments:

- (i) Domestic government bonds,
- (ii) Supranational bills & notes (defined as securities issued by international organisations, whereby member states transcend national boundaries),
- (iii) Structured Debts Securities, of which, the majority would be Investment Grade at the time of purchase and all would be dealt in Regulated Markets worldwide. If during the holding period they fall below Investment Grade and/or in the event the portfolio ends up with any distressed securities as a result of a restructuring event or any event beyond the control of the company, the Investment Manager will assess the situation and, if he believes necessary, promptly adjust the composition of the portfolio in order to preserve the best interest of the shareholders (in any case distressed securities will never represent more than 5% of the assets).

The following structured debt instruments will be used :

- Agency Mortgage Backed Securities, being those issued by the Government National Mortgage Association (Ginnie Mae), the Federal National Mortgage Association (Fannie Mae), and the Federal Home Loan Mortgage Corporation (Freddie Mac), or their successor institutions
 - Non-Agency Mortgage Backed Securities
 - Collateralized mortgage obligations, including interest-only ("IO"), inverse interest-only ("inverse IO"), and principal-only ("PO") mortgage strips, and other fixed-rate, floating-rate, and subordinated tranches
 - Commercial Mortgage Backed Securities (CMBS), Asset-Backed Securities (ABS) including consumer receivables – e.g auto loans, credit cards, student loans – and commercial receivables – e.g dealer floor plans, equipment leases, sea containers, cell towers),
 - Covered bonds
 - CDS derivatives where the underlying is an ABS or CMBS, and baskets of these CDS ("ABX" and "CMBX" respectively), wholly or in tranches (Synthetic structured debt)
 - TBA Mortgage-Backed Security derivatives.
- (iv) Corporate bonds including high yield corporate bonds
 - (v) Foreign exchange instruments,
 - (vi) Money market instruments

2. Ancillary assets

A maximum of 35% of the sub-fund assets may be invested in the following instruments:

- (i) Convertible bonds
- (ii) Equity exposures resulting from previously-held fixed income exposures, junior subordinated instruments, or where these exposures serve to hedge or isolate a fixed income or market risk efficiently, such as proceeds from fixed income restructurings – either through a voluntary exchange, or in the event of a default, a restructuring may result in equity being issued to bondholders. It may be in the interests of the sub-fund holders for the Investment Manager to agree to the terms of such an exchange if voluntary, or to hold the proceeds of a restructuring if involuntary
- (iii) Equity tranches of ABS, CLOs, CDOs – up to 10%. – the investment approach of the sub-fund predominantly focuses on fixed-income senior and mezzanine tranches of such issues, but the flexibility is retained to participate in the junior equity tranche

After hedging, the sub-fund's exposure to currencies other than EUR may not exceed 20%.

The sub-fund will not invest more than 10% of its net assets in shares or units issued by UCITS or UCIs.

In respect of the above investments limits, the sub-fund's investments into debt securities traded on the China Interbank Bond market and the Bond Connect may reach up to 20% of its assets.

BNP Paribas Funds Global Bond Opportunities

short-named BNP Paribas Global Bond Opportunities

The sub-fund may be exposed to emerging markets up to 50% of its assets, including exposure to China.

Repurchase transactions / Reverse Repurchase transactions

Repurchase transactions and Reverse Repurchase transactions are used, for investment purpose with the aim of generating extra returns while optimising cash positions, as described in Appendix 2 of Book I.

Derivative instruments

Financial derivative instruments on assets listed above may be employed, typically for hedging purposes for any of a single instrument or trade, of a sector, of the whole portfolio, or any combination of these. Derivatives may also be used for outright position-taking, where it is economically advantageous or efficient to do so, in terms of reduced trading costs, expected liquidity, or exposure to or isolation from other risks or sets of risks. TRS* can be used as described on point 5 in Appendix 2 of Book I.

* *TRS could be used to get exposure to the reference universe of the sub-fund. For purely representative purposes, one of the strategy indices (The "Strategy Index") that might be used to get exposure to the sub-fund universe is the J.P. Morgan Emerging Market Bond Index Global. The index tracks total returns for external debt instruments traded in the emerging markets. The strategy indices could be used either for investment purposes or for efficient portfolio management purposes with the objective of an efficient management of cash flows and better coverage of markets. The allocation is discretionary and will be determined on the basis of a risk budget type approach. The allocated risk budget may vary over time according to market fluctuations and their interpretation in terms of risks by the Investment Manager. The rebalancing of the index (the last US business day of the month) does not involve any cost for the sub-fund. Additional information on the strategy indices provided by J.P. Morgan, its composition, calculation and rules for periodical review and rebalancing and on the general methodology behind, can be sourced by emailing index.research@jpmorgan.com.*

The main derivatives instruments may be used as follows:

- Interest Rate Futures and Interest Rate Swaps (IRS), used to express views on market direction, and to hedge duration (interest rate sensitivity), with underlying exposures to Global Government Bonds and markets of varying maturities
- Inflation Swaps, used to express views on the pricing of inflation risk on an outright and a relative basis, and the hedging of those risks
- Currency Forwards and Non-Deliverable Forwards (NDFs), used to hedge currency risk and to take positions on expected market movements in foreign currencies
- Credit Default Swaps (CDS), used to express views on market expectations of changes in perceived or actual creditworthiness of borrowers including companies, agencies, and governments, and the hedging of those risks
- Credit Default Swap Tradable Indices and Credit Default Swap index tranches, used to express views on market expectations of changes in perceived or actual creditworthiness of baskets or indices of similar borrowers including companies, agencies, and governments, and the hedging of those risks
- TBA Mortgage-Backed Securities, being the trading of new Agency MBS prior to the underlying mortgage loans being allocated to the pool and so functioning as a derivative although operating in a manner similar to WI (When Issued) US Treasuries for a longer time period, used to express views on the direction of mortgage markets, and the hedging of those risks
- Commercial Mortgage-Backed Security Tradable Indices (CMBX), used to express views on market expectations of changes in perceived or actual creditworthiness of baskets or indices of Commercial Mortgage-Backed Securities, and the hedging of those risks
- Swaptions, options on Interest Rate Swaps, used to express views including but not limited to expectations of changes in the volatility of Interest Rate Swaps, as a proxy for market volatility more widely, and the hedging of those risks
- Warrants, including GDP-linked warrants
- Equity index futures used to express views including but not limited to expectations of changes in market volatility, risk-seeking or risk-averse behaviour, and the hedging of those risks
- Options or baskets of options (such as but not limited to the VIX Volatility Index) on any of the above, used to express views including but not limited to expectations of changes in the volatility of bonds, securities, or other derivatives in the sub-fund, or as a proxy for market volatility more widely, and the hedging of those risks.

Leverage details:

- a) Expected leverage, estimated at 6, is defined as the sum of the absolute values of the derivatives notional (with neither netting nor hedging arrangement) divided by the NAV. A higher leverage level (notional methodology) could be reached during the life of the sub-fund's investment strategy.
- b) Higher leverage: under certain circumstances higher reported leverage may be reached. This will normally be a function of an increasing volume of trade, but these may be offsetting risks. In the normal course of business leverage would fall once positions were closed or expired: using a gross methodology on contracts which roll on pre-defined calendar days, any new positions – even if these are implemented to offset existing positions – may have the effect of increasing the gross notional amount outstanding of any contracts; for example, we start with a long position of 100 futures contracts with a notional value of EUR10m. We then sell 50, giving a notional value of EUR5m. Gross leverage has fallen. But if we use FX forwards, this does not apply, because FX contracts do not get cancelled, they net out. So, a long position of USDJPY100m subsequently offset with a short position of the same amount to the same forward date may generate a gross exposure of USD200m, even if the net is zero. That will be the case until the forward date is reached, at which point both contracts will be extinguished. Even if an allowance is made for identical FX trades, it will be appreciated that the situation may arise where non-identical but economically offsetting trades may have the effect of increasing a nominal gross leverage, even if economic leverage has been reduced or eliminated, for the life of those positions.
- c) Leverage may be generated by the use of futures, options, swaps, swaptions, forward contracts, and other derivative contracts, on fixed income, currency, equity indices, and baskets of any of these. Typically these contracts will be used either to isolate or hedge risks associated with fixed income markets including interest rate risk, changes in the yield curve or curves, country spreads, credit risk, foreign currency exposures, and market volatility.
- d) There may be little relationship between interest rate risk and derivatives notionals, such that very short-dated interest rate futures may have little sensitivity to changes in interest rates ("duration"), but employ large amounts of notional to generate those exposures. Equally, futures on long-dated bonds will tend to have a higher sensitivity to changes in interest rates ("duration"), but require comparatively less notional exposure.

BNP Paribas Funds Global Bond Opportunities

short-named BNP Paribas Global Bond Opportunities

- e) **Leverage Risk warning:** leverage may under certain circumstances generate an opportunity for higher return and therefore more important income, but at the same time, may increase the volatility of the sub-fund and therefore the risk to lose capital.
- f) **Risk Management:** a risk management process supervises this investment strategy through a daily VaR (99%; 1-month) monitoring completed by monthly back test and stress tests.

Information relating to SFDR and Taxonomy Regulation

The sub-fund promotes environmental and / or social characteristics, provided that the companies in which the investments are made follow good governance practices, in accordance with article 8 of SFDR, and it will have a minimum proportion of its assets considered as sustainable investments within the meaning of SFDR.

INFORMATION ABOUT THE ENVIRONMENTAL OR SOCIAL CHARACTERISTICS RELATING TO THIS SUB-FUND IS AVAILABLE IN THE ANNEX OF THE PROSPECTUS SET OUT IN BOOK III.

A summary of the commitments is also available in Appendix 5 of Book I.

Risk profile

Specific market risks:

- Collateral Management Risk
- Counterparty Risk
- Credit Risk
- Currency Exchange Risk
- Derivatives Risk
- Distressed Securities Risk
- SFT Risks
- Emerging Markets Risk
- Extra-Financial Criteria Investment Risk
- High Yield Bond Risk
- Liquidity Risk
- Risks related to investments in some countries
- Securitised Products Risk

Specific risks related to investments in Mainland China

- Changes in PRC taxation risk
- Risk related to Direct CIBM Access
- Risk related to Bond Connect

For an overview of generic risks, please refer to the Appendix 3 of Book I of the Prospectus.

Investor type profile

This sub-fund is suitable for investors who:

- ✓ Are looking for a diversification of their investments through exposure to a range of asset classes, globally;
- ✓ Can accept low to medium market risks;
- ✓ Have an investment horizon of 4 years.

Accounting Currency

EUR

Fees payable by the sub-fund

Category	Management (max)	Performance (max)	Distribution (max)	Other (max)	TAB ⁽¹⁾
Classic	0.75%	No	none	0.30%	0.05%
N	0.75%	No	0.50%	0.30%	0.05%
Privilege	0.40%	No	none	0.20%	0.05%
I	0.30%	No	none	0.17%	0.01%
X	none	No	none	0.17%	0.01%
K	0.75%	No	0.75%	0.30%	0.05%

(1) *Taxe d'abonnement. In addition, the Company may be subject to foreign UCI's tax, and/or other regulators levy, in the country where the sub-fund is registered for distribution.*

The complete list of shares offered is available on the website www.bnpparibas-am.com

For each active share, a KID is available on the website www.bnpparibas-am.com

BNP Paribas Funds Global Bond Opportunities

short-named BNP Paribas Global Bond Opportunities

Additional information

Valuation Day:

For each day of the week on which banks are open for business in Luxembourg and on which US bond markets are open (a "Valuation Day"), there is a corresponding NAV which is dated the same day.

It is available at the Company's registered office, from local agents, and in any newspapers designated by the Board of Directors and the website www.bnpparibas-am.com/

Terms of subscription / conversion / redemption:

Subscription, redemption and conversion orders will be processed at an unknown net asset value in accordance with the rules set out below, only on Valuation Days, and the time mentioned is Luxembourg time.

Centralisation of orders ⁽²⁾	Orders Trade Date	NAV calculation and publication date	Orders Settlement Date
16:00 CET for STP orders, 12:00 CET for non STP orders on the Valuation Day (D)	Valuation Day (D)	Day after the Valuation Day (D+1)	Maximum three bank business days after the Valuation Day (D+3) ⁽¹⁾

(1) *If the settlement day is a currency holiday, the settlement will occur the following business day.*

Each time the "Orders Settlement Date" occurs before or on the same day of the "NAV calculation and publication date", the "Orders Settlement Date" will instead happen the next bank business day following the "NAV calculation and publication date."

(2) *Centralisation for December 24 and 31 will be exceptionally advanced to 12:00 CET for STP orders due to an early closure of markets.*

Historical information:

Sub-fund launched on 14 March 1990 in the sicav Gammfund with the name "International Bonds"

Transfer in the sicav Fortis Fund (renamed Fortis L Universal Fund on 30 September 1999) with the name "Bond Global" on 30 June 1998

Renamed "Bond World" as from 30 September 1999

Transfer in the sicav FORTIS L FUND (renamed BNP Paribas L1 on 1 August 2010) on 2 November 2001

Absorption on 4 November 2002 of the following sub-funds:

- "Bonds World" sub-fund of the sicav Maestro Lux;
- "International Bonds" sub-fund of the sicav Panelfund

Absorption on 18 August 2003 of the "JPY" sub-fund of the sicav Generalux

Absorption on 8 December 2008 of the "Global Bond Fund" sub-fund of the sicav ABN AMRO

"Classic PmRv" class merged into "Classic-DIS" class of the sub-fund on 17 May 2013

Transfer in the Company on 27 May 2013 with the name "Bond World"

Transformed into "Global Bond Opportunities" as from 30 August 2019

Absorption on 25 October 2019 of the "Bond World Plus" sub-fund of the sicav BNP Paribas L1

Absorption on 3 July 2020 of the French UCITS "BNP PARIBAS OBLI MONDE"

Absorption on 9 December 2022 of the "BNP Paribas B Control Quam Bonds" sub-fund of BNP Paribas B Control, a Belgian SICAV

On 1 December 2022:

- Classic – CAP: split by 3.60
- Classic – DIS: split by 2.20
- Privilege – CAP: split by 1.40
- Privilege – DIS: split by 1.05

Absorption on 9 December 2022 of the sub-fund "BNP Paribas B Control Quam Dynamic Bonds" of the Belgian UCITS BNP Paribas B Control

Taxation:

Potential shareholders are recommended to seek full information in their country of origin, place of residence or domicile on the possible tax consequences associated with their investment.

BNP Paribas Funds Global Climate Solutions

short-named BNP Paribas Global Climate Solutions

Investment objective

Increase the value of its assets over the medium term by investing primarily in companies engaging in climate solutions across global markets.

Benchmark

The MSCI ACWI (EUR) NR Index is used for performance comparison only.

The sub-fund is not benchmark-constrained and its performance may deviate significantly from that of the benchmark.

Investment policy

At all times, this thematic sub-fund invests at least 75% of its assets in equities and/or equity equivalent securities issued by worldwide companies.

These companies provide through their products, services or processes solutions to renewable energy production, energy technology and materials, energy infrastructure and mobility, as well as ocean health and clean water, smart agriculture and food innovation and circular economy and eco-design.

- The Renewable Energy Production refers to decarbonizing the energy system through production of renewable and carbon capture. Examples include clean power, hydrogen production, and renewable installation.
- The Energy Technology & Materials refers to digitalizing the energy system through electrification, efficiency and technology. Examples include batteries for electric vehicles, environmental data analytics, and critical raw materials.
- The Energy Infrastructure & Mobility refers to decentralizing the energy system through new infrastructure, distributed energy and battery storage. This includes electric vehicle charging, hydrogen mobility and micro eMobility.
- The Ocean Health & Clean Water refers to aquatic ecosystems, which sustain the lives of billions of people, regulate climate, produces half our oxygen. Examples include desalination, smart irrigation and water flow control.
- Smart Agriculture & Food Innovation: This relates to terrestrial ecosystems, which provide the basis for life through food supply, habitats for organisms and biodiversity. Examples include animal health, smart farming and forestry management.
- Circular Economy & Eco-Design: This relates to the circular economy, which includes reducing, re-using and recycling materials to reduce waste and pollution. Examples include biodegradable plastics, textile recycling and waste management.

The remaining portion, namely a maximum of 25% of its assets, may be invested in any other equity linked instruments (which include, but are not limited to, ADR, P-Notes, A-Shares, CFD and GDR) and, Money Market Instruments, provided that UCITS or UCIs do not exceed 10% of its assets.

In respect of the above investments limits, the sub-fund's overall exposure (via both direct and indirect investments) to mainland China securities will not exceed 20% of its assets by investments in "China A-Shares" via the Stock Connect.

The sub-fund may be exposed to emerging markets up to 35% of its assets, including exposure to China.

The sub-fund may hold ancillary liquid assets within the limits and conditions described in Book I, Appendix 1 – Eligible Assets, point 7.

Sustainable Investment policy

The Investment Manager applies BNP PARIBAS ASSET MANAGEMENT's Sustainable Investment Policy, which takes into account Environmental, Social and Governance (ESG) criteria in the investment process of the sub-fund as set out in Book I.

All the portfolio assets are analysed on at least one extra financial criteria as set out in Book 1.

The ESG criteria only apply to direct equity and equity equivalent investments in the sub-fund and not to any other assets.

Derivatives and Securities Financing Transactions

Core financial derivative instruments, other swaps (Equity Basket Swaps) and warrants (up to 10% of the sub-fund's assets) may be used for efficient portfolio management and hedging, as described in points 2 and 3 of Appendix 2 of Book I.

Information relating to SFDR and Taxonomy Regulation

The sub-fund has a sustainable investment objective in accordance with article 9 of SFDR and it will make a minimum of sustainable investments with environmental objectives and/or social objectives.

INFORMATION ABOUT SUSTAINABLE INVESTMENT RELATING TO THIS SUB-FUND IS AVAILABLE IN THE ANNEX OF THE PROSPECTUS SET OUT IN BOOK III.

A summary of the commitments is also available in Appendix 5 of Book I.

Risk profile

Specific market risks:

- Concentration Risk
- Emerging Markets Risk
- Extra-Financial Criteria Investment Risk
- Equity Risk
- Risks related to investments in some countries
- Warrant Risk

Specific risks related to investments in Mainland China

- Changes in PRC taxation risk

BNP Paribas Funds Global Climate Solutions

short-named BNP Paribas Global Climate Solutions

- Risks related to Stock Connect

For an overview of generic risks, please refer to the Appendix 3 of Book I of the Prospectus.

Investor type profile

This sub-fund is suitable for investors who:

- ✓ Are looking for a diversification of their investments in equities;
- ✓ Are willing to accept higher market risks in order to potentially generate higher long-term returns;
- ✓ Can accept significant temporary losses;
- ✓ Can tolerate volatility;
- ✓ Have an investment horizon of 5 years.

Accounting Currency

EUR

Fees payable by the sub-fund

Category	Management (max)	Performance (max)	Distribution (max)	Other (max)	TAB ⁽¹⁾
Classic	1.50%	No	none	0.40%	0.05%
N	1.50%	No	0.75%	0.40%	0.05%
Privilege	0.75%	No	none	0.25%	0.05%
I	0.75%	No	none	0.20%	0.01%
X	none	No	none	0.20%	0.01%

(1) Taxe d'abonnement. In addition, the Company may be subject to foreign UCI's tax, and/or other regulators levy, in the country where the sub-fund is registered for distribution.

The complete list of shares offered is available on the website www.bnpparibas-am.com

For each active share, a KID is available on the website www.bnpparibas-am.com

Additional information

Valuation Day:

For each day of the week on which banks are open for business in Luxembourg (a "Valuation Day"), there is a corresponding NAV which is dated the same day.

It is available at the Company's registered office, from local agents, and in any newspapers designated by the Board of Directors and the website www.bnpparibas-am.com

Terms of subscription / conversion / redemption:

Subscription, redemption and conversion orders will be processed at an unknown net asset value in accordance with the rules set out below, only on Valuation Days, and the time mentioned is Luxembourg time.

Centralisation of orders ⁽²⁾	Orders Trade Date	NAV calculation and publication date	Orders Settlement Date
16:00 CET for STP orders, 12:00 CET for non STP orders on the Valuation Day (D)	Valuation Day (D)	Day after the Valuation Day (D+1)	Maximum three bank business days after the Valuation Day (D+3) ⁽¹⁾

(1) If the settlement day is a currency holiday, the settlement will occur the following business day.

Each time the "Orders Settlement Date" occurs before or on the same day of the "NAV calculation and publication date", the "Orders Settlement Date" will instead happen the next bank business day following the "NAV calculation and publication date."

(2) Centralisation for December 24 and 31 will be exceptionally advanced to 12:00 CET for STP orders due to an early closure of markets.

Historical information:

Sub-fund launched on 07 November 2022

Taxation:

Potential shareholders are recommended to seek full information in their country of origin, place of residence or domicile on the possible tax consequences associated with their investment.

BNP Paribas Funds Global Convertible

short-named BNP Paribas Global Convertible

Investment objective

Increase the value of its assets over the medium term by investing in convertible bonds from any countries.

Investment policy

This sub-fund invests at least 2/3 of its assets in convertible or similar bonds whose underlying shares are issued by companies from any countries. The Investment Manager will seek to achieve a balance between the debt character of convertible bonds and their dependence on their respective underlying shares. In this respect, the sub-fund will take advantage of bond yields and will also be sensitive to the performance of the underlying shares.

The Investment Manager will focus on convertible bonds strategies, investing in convertible bonds securities or achieving exposure to such securities by investing in fixed income securities and financial derivative instruments (such as options, CDS, Equity Basket Swaps, variance and volatility swaps, and/or CFD).

The remaining portion, namely a maximum of 1/3 of its assets, may be invested in any other transferable securities, money market instruments, and up to 10% of its assets may be invested in UCITS or UCIs.

After hedging, the sub-fund's exposure to currencies other than USD may not exceed 25%.

The sub-fund's overall exposure (via both direct and indirect investments) to mainland China securities will not exceed 30% of its assets.

The sub-fund may be exposed to emerging markets up to 30% of its assets, including exposure to China.

The sub-fund may hold ancillary liquid assets within the limits and conditions described in Book I, Appendix 1 – Eligible Assets, point 7.

Sustainable Investment policy

The Investment Manager applies BNP PARIBAS ASSET MANAGEMENT's Sustainable Investment Policy, which takes into account Environmental, Social and Governance (ESG) criteria in the investment process of the sub-fund, as set out in Book I.

The sub-fund respects the Minimum Extra-Financial Analysis coverage rate, as set out in Book I.

The average portfolio ESG score of the sub-fund is higher than the one of its investment universe.

Derivatives and Securities Financing Transactions

Core financial derivative instruments, CDS, Equity Basket Swaps, variance and volatility swaps, CFD and warrants, may be used for efficient portfolio management and hedging as described in points 2 and 3 of Appendix 2 of Book I.

TRS* can be used as described on point 5 in Appendix 2 of Book I.

* *One of the strategy indices that might be used to get exposure to the sub-fund universe is Refinitiv Global Focus Hedged Convertible Bond (USD) Index. The investment universe of the aforesaid index is composed of convertible bonds. The rebalancing of the index (each month) does not involve any cost for the sub-fund. Additional details regarding the index is available on the website <https://www.refinitiv.com/en/financial-data/indices/convertible-indices>*

Information relating to SFDR and Taxonomy Regulation

The sub-fund promotes environmental and / or social characteristics, provided that the companies in which the investments are made follow good governance practices, in accordance with article 8 of SFDR, and it will have a minimum proportion of its assets considered as sustainable investments within the meaning of SFDR.

INFORMATION ABOUT THE ENVIRONMENTAL OR SOCIAL CHARACTERISTICS RELATING TO THIS SUB-FUND IS AVAILABLE IN THE ANNEX OF THE PROSPECTUS SET OUT IN BOOK III.

A summary of the commitments is also available in Appendix 5 of Book I.

Risk profile

Specific market risks:

- Collateral Management Risk
- Counterparty Risk
- Credit Risk
- Currency Exchange Risk
- Derivatives Risk
- Emerging Markets Risk
- Extra-Financial Criteria Investment Risk
- Liquidity Risk
- Risks related to investments in some countries
- Warrant Risk

Specific risks related to investments in Mainland China

- Changes in PRC taxation risk
- Risks related to FII investments

For an overview of generic risks, please refer to the Appendix 3 of Book I of the Prospectus.

Investor type profile

This sub-fund is suitable for investors who:

- ✓ Are looking for hybrid securities with both equity and debt components;
- ✓ Are looking for long-term capital growth but with potentially lower market risk than for pure equity sub-funds;

BNP Paribas Funds Global Convertible

short-named BNP Paribas Global Convertible

- ✓ Have an investment horizon of 4 years.

Accounting Currency

USD

Fees payable by the sub-fund

Category	Management (max)	Performance (max)	Distribution (max)	Other (max)	TAB ⁽¹⁾
Classic	1.20%	No	none	0.35%	0.05%
N	1.20%	No	0.60%	0.35%	0.05%
Privilege	0.65%	No	none	0.25%	0.05%
I	0.60%	No	none	0.20%	0.01%
X	none	No	none	0.20%	0.01%

(1) Taxe d'abonnement. In addition, the Company may be subject to foreign UCI's tax, and/or other regulators levy, in the country where the sub-fund is registered for distribution.

The complete list of shares offered is available on the website www.bnpparibas-am.com
For each active share, a KID is available on the website www.bnpparibas-am.com

Additional information

Valuation Day:

For each day of the week on which banks are open for business in Luxembourg (a "Valuation Day"), there is a corresponding NAV which is dated the same day.

It is available at the Company's registered office, from local agents, and in any newspapers designated by the Board of Directors and the website www.bnpparibas-am.com

Terms of subscription / conversion / redemption:

Subscription, redemption and conversion orders will be processed at an unknown net asset value in accordance with the rules set out below, only on Valuation Days, and the time mentioned is Luxembourg time.

Centralisation of orders ⁽²⁾	Orders Trade Date	NAV calculation and publication date	Orders Settlement Date
16:00 CET for STP orders, 12:00 CET for non STP orders on the Valuation Day (D)	Valuation Day (D)	Day after the Valuation Day (D+1)	Maximum three bank business days after the Valuation Day (D+3) ⁽¹⁾

(1) If the settlement day is a currency holiday, the settlement will occur the following business day.

Each time the "Orders Settlement Date" occurs before or on the same day of the "NAV calculation and publication date", the "Orders Settlement Date" will instead happen the next bank business day following the "NAV calculation and publication date."

(2) Centralisation for December 24 and 31 will be exceptionally advanced to 12:00 CET for STP orders due to an early closure of markets.

Historical information:

Sub-fund launched on 8 September 2004 in the sicav FORTIS L FUND (renamed BNP Paribas L1 on 1 August 2010) with the name "Bond Convertible World"

Renamed "Convertible Bond World" as from 1st September 2010

Transfer in the Company on 17 May 2013.

"Classic H CZK", "Classic H PLN", "IH NOK" and "IH USD" category renamed "Classic RH CZK", "Classic RH PLN", "I RH NOK" and "I RH USD" on 1 May 2014

"Classic H CZK-CAP" shares split by 100 on 6 June 2014

On 30 March 2015:

- a) USD replaced EUR as Accounting Currency of the sub-fund
- b) Share classes names changed:
 - "Classic" category into "Classic RH EUR"
 - "Classic USD-CAP" class into "Classic-CAP"
 - "Classic RH USD-DIS" class into "Classic-DIS"
 - "Privilege" category into "Privilege RH EUR"
 - "I" category into "I RH EUR"
 - "I RH USD" category into "I"

Absorption on 16 March 2018 of the "Convertible Bond Asia" sub-fund of the Company

Current name as from 30 August 2019

Absorption on 11 October 2019 of the "Convertible Bond Best Selection Europe" sub-fund of the sicav BNP Paribas L1

Absorption on 18 October 2019 of its "Convertible Bond World" feeder sub-fund of the sicav BNP Paribas L1

"Classic RH CZK-CAP" shares reverse-split 1 new share for 100 issued shares on 7 July 2020

BNP Paribas Funds Global Convertible
short-named BNP Paribas Global Convertible

Taxation:

Potential shareholders are recommended to seek full information in their country of origin, place of residence or domicile on the possible tax consequences associated with their investment.

BNP Paribas Funds Global Enhanced Bond 36M

short-named BNP Paribas Global Enhanced Bond 36M

Investment objective

Achieve returns that are higher than the Euro money market over a medium-term investment horizon of around 36 months.

Investment policy

In order to achieve its investment objective, the sub-fund follows an Enhanced Bond strategy that aims to generate positive returns by utilizing a global, diverse opportunity set of fixed income and money market instruments (and derivatives related to these instruments), while maintaining a very liquid portfolio with low interest rate sensitivity. Most importantly, the sub-fund is guided by the philosophy that no single investment sector, strategy, allocation or theme should dominate over time.

Investment Strategy

Within the constraints detailed below, the strategy utilizes a range of directional positions (long and/or short) on the global universe of developed and emerging markets for bonds, interest rates, inflation, credit, high quality structured debt securities, currencies, market indices, etc. as well as positions on the volatility of targeted assets.

This process is further strengthened with our internal sustainability extra-financial research macroeconomic research, credit research, and quantitative analysis capacities.

A top-down macro-economic research driven approach determines asset allocation while taking into account long-term correlations. Portfolio diversification is embedded in the strategy's investment philosophy, so in normal market conditions, this top-down asset allocation approach seeks to maintain a balance across the various fixed income sectors. This top-down approach is combined with bottom-up issue selection that seeks to profit from the spread returns available in these sectors.

Nevertheless, in extreme market circumstances, such as but not limited to debt crises, the Investment manager may decide to deviate from this balanced asset allocation, while staying within the constraints outlined below, to minimize risks, ensure the best outcome for investors, and to maintain portfolio liquidity. An example of this would be that in the event of an extreme market dislocation, the manager may believe that the best interests of UCITS fund holders were best served by moving the portfolio into cash-like instruments, e.g. very short dated Government Treasury bills, or equivalent.

Description of the assets

1. Main assets categories

- (i) Investment Grade Fixed Income: The sub-fund may be exposed to the following Investment Grade bonds, in a range between 40% and 100%, across regulated markets worldwide:

- Government bonds (including Inflation linked bond) and Supranational bills and notes;
- Corporate bonds;
- Structured debt (including ABS/MBS and other structured product such as RMBS/CMBS). ABS refers to those issued by the Government National Mortgage Association (Ginnie Mae), the Federal National Mortgage Association (Fannie Mae), and the Federal Home Loan Mortgage Corporation (Freddie Mac), or their successor institutions. RMBS will include all kind of issues such as TBAs, and CMOs/CMBS both Agency and Non Agency;

If during the holding period they fall below Investment Grade and/or in the event the portfolio ends up with any distressed securities as a result of a restructuring event or any event beyond the control of the company, the Investment Manager will assess the situation and, if he believes necessary, promptly adjust the composition of the portfolio in order to preserve the best interest of the shareholders (in any case distressed securities will never represent more than 5% of the assets).

- (ii) Non-Investment Grade Fixed Income: The sub-fund may also be exposed to Non-Investment Grade bonds (including High Yield Corporate bonds and structured debt) in a range between 0% and 60% of the sub-fund's assets:

2. Ancillary assets

- (i) Money market instruments will comprise less 50% of the sub-fund's assets.
 (ii) Convertible bonds up to 10% of the assets.
 (iii) Foreign Exchange Instruments

The sub-fund may be invested through other UCITS and/or UCIs up to 10% of its assets.

The sub-fund is not invested or exposed to equities.

In respect of the above investments limits, the sub-fund's investments into debt securities traded on the Bond Connect may reach up to 20% of its assets.

The sub-fund may be exposed to emerging markets up to 50% of its assets, including exposure to China.

The sub-fund is managed within an interest rate sensitivity range of -3 to +3 years.

After hedging the remaining exposure to currencies other than the EUR will be less than 25%.

The sub-fund may hold ancillary liquid assets within the limits and conditions described in Book I, Appendix 1 – Eligible Assets, point 7.

Sustainable Investment policy

The Investment Manager applies BNP PARIBAS ASSET MANAGEMENT's Sustainable Investment Policy, which takes into account Environmental, Social and Governance (ESG) criteria in the investment process of the sub-fund, as set out in Book I.

The sub-fund invests at least 90% of its assets in securities issued by companies (excluding derivatives and ancillary liquid assets) that have an ESG rating assessed using the ESG score methodology, as set out in Book I.

The average portfolio ESG score of the sub-fund is higher than the one of its investment universe, being all the debt and money market issuers.

Structured Debt exposure

While the Investment Manager expects the total exposure to structured debt to be relatively small on the average, much of this exposure is typically hedged using TBA Mortgage-Backed Securities. Despite being hedges, the nature of these securities implies that they add to numerical total of

BNP Paribas Funds Global Enhanced Bond 36M

short-named BNP Paribas Global Enhanced Bond 36M

structured debt bonds. But, being hedges they do not add risk. The maximum range for Agency Structured Debt listed in the table above accounts for these hedges.

Moreover, the majority of the structured debt would be US Agency Backed or Investment Grade at the time of purchase and all would be dealt in Regulated Markets worldwide. In particular, the Investment Manager expects much of this allocation to be focused on US Agency Backed Structured Debt where the principal and interest payments are guaranteed by one of the US government entities, Government National Mortgage Association (Ginnie Mae), the Federal National Mortgage Association (Fannie Mae), the Federal Home Loan Mortgage Corporation (Freddie Mac), or their successor institutions. Ginnie Mae, in particular, is backed by the full faith of the US Federal Government, while Fannie Mae and Freddie Mac are implicitly guaranteed by the US government, and are currently under the conservatorship of the US Federal Housing Finance Agency (FHFA) – a US federal government agency. Not to be confused with non-agency backed structured debt, given the principal and interest guarantee, the credit embedded in these securities is markedly lower making them suitable for risk averse portfolios.

If during the holding period they fall below Investment Grade and/or in the event the portfolio ends up with any distressed securities as a result of a restructuring event or any event beyond the control of the company, the Investment Manager will assess the situation and, if he believes necessary, promptly adjust the composition of the portfolio in order to preserve the best interest of the shareholders (in any case distressed securities will never represent more than 5% of the assets).

The entire range of structured debt instruments will be used include:

- Agency mortgage backed securities, being those issued by the Government National Mortgage Association (Ginnie Mae), the Federal National Mortgage Association (Fannie Mae), and the Federal Home Loan Mortgage Corporation (Freddie Mac), or their successor institutions
- Non-agency mortgage backed securities
- Collateralized mortgage obligations, including interest-only (“IO”), inverse interest-only (“inverse IO”), and principal-only (“PO”) mortgage strips, and other fixed-rate, floating-rate, and subordinated tranches
- Commercial mortgage backed securities (CMBS), asset-backed securities (ABS) including consumer receivables – e.g auto loans, credit cards, student loans – and commercial receivables – e.g dealer floor plans, equipment leases, sea containers, cell towers),
- Covered bonds,
- CDS derivatives where the underlying is an ABS or CMBS, and baskets of these CDS (“ABX” and “CMBX” respectively), wholly or in tranches (Synthetic structured debt)
- TBA Mortgage-Backed Security derivatives.

Derivatives instruments

Core financial derivative instruments, CDS, and TBA, may be used for efficient portfolio management, and hedging as described in points 2 and 3 of Appendix 2 of Book I.

TRS* would be used for efficient replication of an underlying sub-sector of the global fixed income universe in a manner highly comparable to the use of an ETF, or CDX index. The goal will be to replicate a basket of underlying securities or positions efficiently, where efficiency is measured in cost of trading, and bid-offer spread. The principal difference between a TRS and an ETF or CDX tends to be first, compliance, and second, availability. On the first, rules on collective investments restrict the use of ETFs to 10% of the NAV of a fund, and this will often be an inefficient use of that flexibility. CDX indices can be good proxies, but their coverage is also limited, and liquidity can be impaired. If we use the example of emerging markets, CDX-EM proxies external (that is, USD-denominated) sovereign issuance, but this ignores local currency debt, as well as the local currency as an asset class. A TRS can be entered into against these two specific opportunities, either outright, or as noted, to hedge a position. Liquidity is afforded less by a bid-offer spread, than by a known maturity point at which the trade can be exited. This too may be contrasted with some of the iTraxx (European CDX) sub-indices, in which secondary liquidity is known to be poor: a determination may be made that fund holders' interests in terms of cost minimization can best be served by expressing a view in TRS with a potentially similar bid-offer in the life of the trade, but a known and pre-determined exit, on a case by case basis. As to funded or unfunded, the TRS market itself is not truly bespoke: instead products are made available on specified and pre-published terms, to known termination or roll dates. An asset manager will usually be a “price-taker” in terms of contract specification, and some TRS are funded – which is to say that there will be a Risk Free Rate offset. This will almost always be the case where fixed income instruments form the underlying – such as local emerging market bonds. An unfunded TRS is typically found in baskets of foreign exchange, such as emerging markets currencies which in addition to allowing efficient trading, may have non-deliverable characteristics. These simply involve a payment to be made, or received, as appropriate, at the termination date. (This is conceptually not unlike a CFD.) The aim of the flexibility in the guidelines is not to permit choice in terms of the structure of the TRS; such choice rarely exists. Rather, it is to envisage an appropriately wide universe of TRS across the global fixed income and currencies space, as offered in the market.

* *TRS will either be used for investment purposes or for efficient portfolio management purposes with the objective of an efficient management of cash flows and better coverage of markets and to get exposure to the reference investment universe of the sub-fund, such as but not limited to the Bloomberg Barclays Euro Aggregate Corporate index. The investment universe of the aforesaid index is composed of euro aggregate bonds. The rebalancing of the index (each month) does not involve any cost for the sub-fund. Additional details regarding the index is available on the website <https://www.bloomberg.com/professional/product/indices/>.*

Leverage details:

- a) **Expected leverage**, usually expected at 8, is defined as the sum of the absolute values of the derivatives notional (with neither netting nor hedging arrangement) divided by the NAV. A higher leverage level (notional methodology) could be reached during the life of the sub-fund's investment strategy.
- b) **Higher leverage**: Under certain circumstances higher reported leverage may be reached for brief periods. This will normally be a function of an increasing value of trade, but these may be offsetting risks. In the normal course of business leverage would fall once positions were closed or expired, but contracts which roll on pre-defined calendar days, any new positions – even if these are implemented to offset existing positions – may have the effect of increasing the gross notional amount outstanding of any contracts.
For example: If the investment team were to express a view on the US dollar by buying US Dollars and selling Euros today using forwards, the trade would be fixed to a forward date, typically three months in the future. If the investment team then closes that trade after one month, economically there is no risk in portfolio (leaving aside counterparty risk), but the sub-fund will retain both legs offsetting each other for a further two months, until the forward date at which point the trades will close. Retaining the offsetting legs, while not adding risk, could increase gross leverage in the portfolio.

BNP Paribas Funds Global Enhanced Bond 36M

short-named BNP Paribas Global Enhanced Bond 36M

- c) Leverage may be generated by the use of derivative contracts, on fixed income, currency, equity indices, and baskets of any of these. Typically these contracts will be used either to isolate or hedge risks associated with fixed income markets including interest rate risk, changes in the yield curve or curves, country spreads, credit risk, foreign currency exposures, and market volatility.
- d) Short term interest rates futures purchases will have a larger contribution to the portfolio leverage than long term interest rates options purchases. Equally, futures on long-dated bonds will tend to have a higher sensitivity to changes in interest rates ("duration"), but require comparatively less notional exposure.
- e) Leverage Risk warning: leverage may under certain circumstances generate an opportunity for higher return and therefore more important income, but at the same time, may increase the volatility of the sub-fund and therefore the risk to lose capital.
- f) Risk Management: as required by the local regulator, a risk management process supervises this investment strategy through a daily VaR (99%; 1-month) monitoring completed by monthly back test and stress tests.

Information relating to SFDR and Taxonomy Regulation

The sub-fund promotes environmental and / or social characteristics, provided that the companies in which the investments are made follow good governance practices, in accordance with article 8 of SFDR, and it will have a minimum proportion of its assets considered as sustainable investments within the meaning of SFDR.

INFORMATION ABOUT THE ENVIRONMENTAL OR SOCIAL CHARACTERISTICS RELATING TO THIS SUB-FUND IS AVAILABLE IN THE ANNEX OF THE PROSPECTUS SET OUT IN BOOK III.

A summary of the commitments is also available in Appendix 5 of Book I.

Risk profile

Specific market risks:

- Collateral Management Risk
- Counterparty Risk
- Credit Risk
- Derivatives Risk
- Emerging Markets Risk
- Extra-Financial Criteria Investment Risk
- High Yield Bond Risk
- Securitised Products Risk

Specific risks related to investment in Mainland China

- Risk related to Bond Connect

For an overview of the generic risks, please refer to the Appendix 3 of the Book I of the Prospectus.

Investor type profile

This sub-fund is reserved for experienced investors who:

- ✓ Are sufficient investment knowledge and experience to measure risks and opportunities of such specific investment;
- ✓ Are looking for a diversification of their investments in fixed income securities via a global opportunity set;
- ✓ Can accept low to medium market risks;
- ✓ Have an investment horizon of 3 years.

Accounting Currency

EUR

Fees payable by the sub-fund

Category	Management (max)	Performance (max)	Distribution (max)	Other (max)	TAB ⁽¹⁾
Classic	0.75%	15% ⁽²⁾	none	0.25%	0.05%
N	0.75%		0.35%	0.25%	0.05%
Privilege	0.40%		none	0.20%	0.05%
I	0.30%		none	0.15%	0.01%
X	none	No	none	0.15%	0.01%

(1) *Taxe d'abonnement*. In addition, the Company may be subject to foreign UCI's tax, and/or other regulators levy, in the country where the sub-fund is registered for distribution.

(2) *Relative Performance Fee with €STR* + 2%, and CZEONIA** + 2% ("Classic RH CZK"), as hurdle rates*

*Relative Performance Fee with SARON*** 1M + 2% ("I RH CHF"), and SOFR**** Overnight + 2% ("Classic RH USD"), as hurdle rates*

* with "European Central Bank" as Benchmark Index administrator, Central Bank exempt from registration in the Benchmark Register

** with "Czech Financial Benchmark Facility s.r.o." as Benchmark Index administrator, registered in the Benchmark Register

*** with "SIX Financial Information AG" as Benchmark Index administrator, registered in the Benchmark Register.

**** with the "Federal Reserve Bank of New York" as Benchmark Administrator, not yet registered in the Benchmark Register. The non-EU benchmarks are permitted to be used in the EU until the Regulation 2016/1011's transition period which has been extended to 31 December 2025.

BNP Paribas Funds Global Enhanced Bond 36M

short-named BNP Paribas Global Enhanced Bond 36M

The complete list of shares offered is available on the website www.bnpparibas-am.com
For each active share, a KID is available on the website www.bnpparibas-am.com

Additional information

Valuation Day:

For each day of the week on which banks are open for business in Luxembourg (a "Valuation Day"), there is a corresponding NAV which is dated the same day.

It is available at the Company's registered office, from local agents, and in any newspapers designated by the Board of Directors and the website www.bnpparibas-am.com

Terms of subscription / conversion / redemption:

Subscription, redemption and conversion orders will be processed at an unknown net asset value in accordance with the rules set out below, only on Valuation Days, and the time mentioned is Luxembourg time.

Centralisation of orders ⁽²⁾	Orders Trade Date	NAV calculation and publication date	Orders Settlement Date
16:00 CET for STP orders, 12:00 CET for non STP orders on the Valuation Day (D)	Valuation Day (D)	Day after the Valuation Day (D+1)	Maximum three bank business days after the Valuation Day (D+3) ⁽¹⁾

(1) If the settlement day is a currency holiday, the settlement will occur the following business day.

Each time the "Orders Settlement Date" occurs before or on the same day of the "NAV calculation and publication date", the "Orders Settlement Date" will instead happen the next bank business day following the "NAV calculation and publication date".

(2) Centralisation for December 24 and 31 will be exceptionally advanced to 12:00 CET for STP orders due to an early closure of markets.

Historical information:

Sub-fund launched on 4 June 2021 by absorption of the "Absolute Return Low Vol Bond" sub-fund of the Company.

Absorption on 8 March 2024 of the sub-fund BNP Paribas Flexi I Lyra, a sub-fund of the Luxembourg UCITS BNP Paribas Flexi I.

Taxation:

Potential shareholders are recommended to seek full information in their country of origin, place of residence or domicile on the possible tax consequences associated with their investment.

BNP Paribas Funds Global Environment short-named BNP Paribas Global Environment

Investment objective

Increase the value of its assets over the medium term by investing primarily in global Environmental Markets companies which aim at helping or accelerating the transition to a more sustainable economy.

Investment policy

This thematic sub-fund aims to invest in global companies focused on challenges related to the environment.

At all times, this sub-fund invests at least 75% of its assets in equities and/or equity equivalent securities issued by global companies that conduct a significant part of their business in Environmental Markets.

"Environmental Markets" include, but are not limited to, Renewable & Alternative Energy, Energy Efficiency, Water Infrastructure & Technologies, Pollution Control, Waste Management & Technologies, Environmental Support Services, and Sustainable Food.

The remaining portion, namely a maximum of 25% of its assets, may be invested in any other transferable securities (including P-Notes), money market instruments, and also, within a limit of 15% of the assets, in debt securities of any kind and, within a limit of 10% of the assets, in UCITS or UCIs.

In respect of the above investments limits, the sub-fund's investments into "China A-Shares" via the Stock Connect may reach up to 20% of its assets.

The sub-fund may be exposed to emerging markets up to 30% of its assets, including exposure to China.

The sub-fund may hold ancillary liquid assets within the limits and conditions described in Book I, Appendix 1 – Eligible Assets, point 7.

Sustainable Investment policy

The Investment Manager applies BNP PARIBAS ASSET MANAGEMENT's Sustainable Investment Policy, which takes into account Environmental, Social and Governance (ESG) criteria in the investment process of the sub-fund as set out in Book I.

The ESG analysis applies to at least 90% of the issuers in the portfolio (excluding ancillary liquid assets) and along with its thematic focus leads to a reduction of at least 20% of the investment universe, being companies conducting significant part of their business in environmental markets. This approach is supported by an active program of engagement with companies on a range of ESG factors, as well as proxy voting.

Environment contribution measurement and reporting* is also undertaken to provide post-investment evidence of the intention to help accelerate the transition to a more sustainable economy.

* The extra financial report is available on the following link: BNP Paribas Global Environment (bnpparibas-am.com).

Derivatives and Securities Financing Transactions

Core financial derivative instruments may be used for efficient portfolio management and hedging as described in points 2 and 3 of Appendix 2 of Book I.

Information relating to SFDR and Taxonomy Regulation

The sub-fund has a sustainable investment objective in accordance with article 9 of SFDR and it will make a minimum of sustainable investments with environmental objectives and/or social objectives.

INFORMATION ABOUT SUSTAINABLE INVESTMENT RELATING TO THIS SUB-FUND IS AVAILABLE IN THE ANNEX OF THE PROSPECTUS SET OUT IN BOOK III.

A summary of the commitments is also available in Appendix 5 of Book I.

Risk profile

Specific market risks:

- Emerging Markets Risk
- Extra-Financial Criteria Investment Risk

Specific risks related to investments in Mainland China

- Changes in PRC taxation risk
- Risks related to Stock Connect

For an overview of the generic risks, please refer to the Appendix 3 of the Book I of the Prospectus.

Investor type profile

This sub-fund is suitable for investors who:

- ✓ Are looking for a diversification of their investments in equities;
- ✓ Are willing to accept higher market risks in order to potentially generate higher long-term returns;
- ✓ Can accept significant temporary losses;
- ✓ Can tolerate volatility;
- ✓ Have an investment horizon of 5 years.

Accounting Currency

EUR

BNP Paribas Funds Global Environment
short-named BNP Paribas Global Environment

Fees payable by the sub-fund

Category	Management (max)	Performance (max)	Distribution (max)	Other (max)	TAB ⁽¹⁾
Classic	1.75%	No	none	0.40%	0.05%
N	1.75%	No	0.75%	0.40%	0.05%
Privilege	0.90%	No	none	0.25%	0.05%
I	0.85%	No	none	0.20%	0.01%
I Plus	0.70%	No	none	0.20%	0.01%
X	0.60% ⁽²⁾	No	none	0.20%	0.01%
UI	0.85%	No	none	0.20%	0.01%
B	1.75%	No	1.00%	0.40%	0.05%
K	1.75%	No	0.75%	0.40%	0.05%

(1) *Taxe d'abonnement. In addition, the Company may be subject to foreign UCI's tax, and/or other regulators levy, in the country where the sub-fund is registered for distribution.*

(2) *Paid in full to the non-group management entities only*

The complete list of shares offered is available on the website www.bnpparibas-am.com
For each active share, a KID is available on the website www.bnpparibas-am.com

Additional information**Valuation Day:**

For each day of the week on which banks are open for business in Luxembourg (a "Valuation Day"), there is a corresponding NAV which is dated the same day.

It is available at the Company's registered office, from local agents, and in any newspapers designated by the Board of Directors and the website www.bnpparibas-am.com.

Terms of subscription / conversion / redemption:

Subscription, redemption and conversion orders will be processed at an unknown net asset value in accordance with the rules set out below, only on Valuation Days, and the time mentioned is Luxembourg time.

Centralisation of orders ⁽²⁾	Orders Trade Date	NAV calculation and publication date	Orders Settlement Date
16:00 CET for STP orders, 12:00 CET for non STP orders on the Valuation Day (D)	Valuation Day (D)	Day after the Valuation Day (D+1)	Maximum three bank business days after the Valuation Day (D+3) ⁽¹⁾

(1) *If the settlement day is a currency holiday, the settlement will occur the following business day.*

Each time the "Orders Settlement Date" occurs before or on the same day of the "NAV calculation and publication date", the "Orders Settlement Date" will instead happen the next bank business day following the "NAV calculation and publication date."

(2) *Centralisation for December 24 and 31 will be exceptionally advanced to 12:00 CET for STP orders due to an early closure of markets.*

Historical information:

Sub-fund was launched on 8 April 2008

Absorption on 3 December 2012 of the "Green Future" and "Sustainable Equity World" sub-funds of the sicav BNP Paribas L1

"I-CAP" shares split by 1,000 on 6 June 2014

Taxation:

Potential shareholders are recommended to seek full information in their country of origin, place of residence or domicile on the possible tax consequences associated with their investment.

BNP Paribas Funds Global High Yield Bond

short-named BNP Paribas Global High Yield Bond

Investment objective

Increase the value of its assets over the medium term by investing primarily in High Yield bonds.

Investment policy

This sub-fund invests at least 2/3 of its assets in bond or other similar securities that are rated below Baa3 (Moody's) or BBB- (S&P / Fitch) and denominated in various currencies throughout the world.

The remaining portion, namely a maximum of 1/3 of its assets, may be invested in any other transferable securities, money market instruments, and up to 10% of its assets may be invested in UCITS or UCIs.

If these ratings criteria are not met, the Investment Manager shall adjust the portfolio's composition in the best interests of investors and in the timeliest manner.

The sub-fund may be exposed to emerging markets up to 7% of its assets.

After hedging, the sub-fund's exposure to currencies other than EUR may not exceed 5%.

The sub-fund may hold ancillary liquid assets within the limits and conditions described in Book I, Appendix 1 – Eligible Assets, point 7.

Sustainable Investment policy

The Investment Manager applies BNP PARIBAS ASSET MANAGEMENT's Sustainable Investment Policy, which takes into account Environmental, Social and Governance (ESG) criteria in the investment process of the sub-fund, as set out in Book I.

The sub-fund respects the Minimum Extra-Financial Analysis coverage rate, as set out in Book I.

The average portfolio ESG score of the sub-fund is higher than the one of its investment universe.

Derivatives and Securities Financing Transactions

Core financial derivative instruments, and CDS may be used for efficient portfolio management and hedging as described in points 2 and 3 of Appendix 2 of Book I.

Information relating to SFDR and Taxonomy Regulation

The sub-fund promotes environmental and / or social characteristics, provided that the companies in which the investments are made follow good governance practices, in accordance with article 8 of SFDR, and it will have a minimum proportion of its assets considered as sustainable investments within the meaning of SFDR.

INFORMATION ABOUT THE ENVIRONMENTAL OR SOCIAL CHARACTERISTICS RELATING TO THIS SUB-FUND IS AVAILABLE IN THE ANNEX OF THE PROSPECTUS SET OUT IN BOOK III.

A summary of the commitments is also available in Appendix 5 of Book I.

Risk profile

Specific market risks:

- Credit Risk
- Emerging Markets Risk
- Extra-Financial Criteria Investment Risk
- High Yield Bond Risk
- Liquidity Risk

For an overview of generic risks, please refer to the Appendix 3 of Book I of the Prospectus.

Investor type profile

This sub-fund is suitable for investors who:

- ✓ Are looking for a diversification of their investments in fixed income securities;
- ✓ Can accept low to medium market risks;
- ✓ Have an investment horizon of 4 years.

Accounting Currency

EUR

Fees payable by the sub-fund

Category	Management (max)	Performance (max)	Distribution (max)	Other (max)	TAB ⁽¹⁾
Classic	1.20%	No	none	0.30%	0.05%
N	1.20%	No	0.50%	0.30%	0.05%
Privilege	0.60%	No	none	0.20%	0.05%
I	0.55%	No	none	0.17%	0.01%
X	none	No	none	0.17%	0.01%

BNP Paribas Funds Global High Yield Bond

short-named BNP Paribas Global High Yield Bond

Category	Management (max)	Performance (max)	Distribution (max)	Other (max)	TAB ⁽¹⁾
B	1.20%	No	1.00%	0.30%	0.05%
K	1.20%	No	0.75%	0.30%	0.05%

(1) Taxe d'abonnement. In addition, the Company may be subject to foreign UCI's tax, and/or other regulators levy, in the country where the sub-fund is registered for distribution.

The complete list of shares offered is available on the website www.bnpparibas-am.com

For each active share, a KID is available on the website www.bnpparibas-am.com

Additional information

Valuation Day:

For each day of the week on which banks are open for business in Luxembourg and on which US bond markets are open (a "Valuation Day"), there is a corresponding NAV which is dated the same day.

It is available at the Company's registered office, from local agents, and in any newspapers designated by the Board of Directors and the website www.bnpparibas-am.com.

Terms of subscription / conversion / redemption:

Subscription, redemption and conversion orders will be processed at an unknown net asset value in accordance with the rules set out below, only on Valuation Days, and the time mentioned is Luxembourg time.

Centralisation of orders ⁽²⁾	Orders Trade Date	NAV calculation and publication date	Orders Settlement Date
16:00 CET for STP orders, 12:00 CET for non STP orders on the Valuation Day (D)	Valuation Day (D)	Day after the Valuation Day (D+1)	Maximum three bank business days after the Valuation Day (D+3) ⁽¹⁾

(3) If the settlement day is a currency holiday, the settlement will occur the following business day.

Each time the "Orders Settlement Date" occurs before or on the same day of the "NAV calculation and publication date", the "Orders Settlement Date" will instead happen the next bank business day following the "NAV calculation and publication date".

(4) Centralisation for December 24 and 31 will be exceptionally advanced to 12:00 CET for STP orders due to an early closure of markets.

Historical information:

Sub-fund launched on 8 December 2008 in the sicav FORTIS L FUND (renamed BNP Paribas L1 on 1 August 2010) with the name "Bond High Yield World" by transfer of the "High Yield Bond Fund" sub-fund of the sicav ABN AMRO Funds

Absorption on 13 July 2009 of the "Bond Corporate High Yield World" sub-fund of BNP Paribas L1

Renamed "Bond World High Yield" as from 1 September 2010

Absorption on 11 July 2011 of the "Bond World High Yield" sub-fund of the Company

Transfer in the Company on 17 May 2013.

"Classic MD" class renamed "Classic USD MD" on 1 May 2014

"N-CAP" class renamed "N-DIS" on 2 November 2016

Current name as from 30 August 2019

"Classic H CZK-CAP" shares reverse-split 1 new share for 100 issued shares on 7 July 2020

Taxation:

Potential shareholders are recommended to seek full information in their country of origin, place of residence or domicile on the possible tax consequences associated with their investment.

BNP Paribas Funds Global Inflation-Linked Bond

short-named BNP Paribas Global Inflation-Linked Bond

Investment objective

Increase the value of the sub-fund's assets, primarily by investing inflation linked bonds.

Investment policy

The sub-fund invests at least 2/3 of its assets in bonds indexed to inflation rates and/or securities treated as equivalent that are issued or guaranteed by a member state of the OECD, denominated in any currencies.

The duration of the sub-fund is actively managed.

The remaining portion, namely a maximum of 1/3 of its assets, may be invested in any other transferable securities, money market instruments, and also, within a limit of 10% of the assets, in UCITS or UCIs.

The sub-fund may be exposed to emerging markets up to 5% of its assets.

After hedging, the sub-fund's exposure to currencies other than EUR will not exceed 25%.

The sub-fund may hold ancillary liquid assets within the limits and conditions described in Book I, Appendix 1 – Eligible Assets, point 7.

Sustainable Investment policy

The Investment Manager applies BNP PARIBAS ASSET MANAGEMENT's Sustainable Investment Policy, which takes into account Environmental, Social and Governance (ESG) criteria in the investment process of the sub-fund as set out in Book I.

The investment manager applies a non-financial analysis on a minimum of 90% of the assets of the sub-fund (excluding ancillary liquid assets) based on the internal Proprietary ESG scoring framework as indicated in Book I.

The average portfolio ESG score of the sub-fund is higher than the one of its investment universe.

Derivatives and Securities Financing Transactions

Core financial derivative instruments, and Inflation Swaps, may be used for efficient portfolio management and hedging as described in points 2 and 3 of Appendix 2 of Book I.

Repurchase transactions are used, on a temporary basis, for investment purpose with the aim of generating extra returns while optimizing cash positions, as described in Appendix 2 of Book I.

Information relating to SFDR and Taxonomy Regulation

The sub-fund promotes environmental and / or social characteristics, provided that the companies in which the investments are made follow good governance practices, in accordance with article 8 of SFDR, and it does not commit to make any sustainable investment within the meaning of SFDR.

INFORMATION ABOUT THE ENVIRONMENTAL OR SOCIAL CHARACTERISTICS RELATING TO THIS SUB-FUND IS AVAILABLE IN THE ANNEX OF THE PROSPECTUS SET OUT IN BOOK III.

A summary of the commitments is also available in Appendix 5 of Book I.

Risk profile

Specific market risks:

- Collateral Management Risk
- Counterparty Risk
- Credit Risk
- Currency Exchange Risk
- Derivatives Risk
- Emerging Markets Risk
- Extra-Financial Criteria Investment Risk
- SFT Risks

For an overview of the generic risks, please refer to the Appendix 3 of the Book I of the Prospectus.

Investor type profile

This sub-fund is suitable for investors who:

- ✓ Are looking for a diversification of their investments in fixed income securities;
- ✓ Can accept low to medium market risks;
- ✓ Have an investment horizon of 4 years.

Accounting Currency

EUR

Fees payable by the sub-fund

Category	Management (max)	Performance (max)	Distribution (max)	Other (max)	TAB ⁽¹⁾
Classic	0.75%	No	none	0.30%	0.05%

BNP Paribas Funds Global Inflation-Linked Bond
short-named BNP Paribas Global Inflation-Linked Bond

Category	Management (max)	Performance (max)	Distribution (max)	Other (max)	TAB ⁽¹⁾
N	0.75%	No	0.50%	0.30%	0.05%
Privilege	0.40%	No	none	0.20%	0.05%
I	0.30%	No	none	0.17%	0.01%
UI	0.25%	No	none	0.17%	0.01%
X	none	No	none	0.17%	0.01%

(1) *Taxe d'abonnement. In addition, the Company may be subject to foreign UCI's tax, and/or other regulators levy, in the country where the sub-fund is registered for distribution.*

The complete list of shares offered is available on the website www.bnpparibas-am.com

For each active share, a KID is available on the website www.bnpparibas-am.com

Additional information

Valuation Day:

For each day of the week on which banks are open for business in Luxembourg and on which US bond markets are open (a "Valuation Day"), there is a corresponding NAV which is dated the same day.

It is available at the Company's registered office, from local agents, and in any newspapers designated by the Board of Directors and the website www.bnpparibas-am.com

Terms of subscription / conversion / redemption:

Subscription, redemption and conversion orders will be processed at an unknown net asset value in accordance with the rules set out below, only on Valuation Days, and the time mentioned is Luxembourg time.

Centralisation of orders ⁽²⁾	Orders Trade Date	NAV calculation and publication date	Orders Settlement Date
16:00 CET for STP orders, 12:00 CET for non STP orders on the Valuation Day (D)	Valuation Day (D)	Day after the Valuation Day (D+1)	Maximum three bank business days after the Valuation Day (D+3) ⁽¹⁾

(1) *If the settlement day is a currency holiday, the settlement will occur the following business day.*

Each time the "Orders Settlement Date" occurs before or on the same day of the "NAV calculation and publication date", the "Orders Settlement Date" will instead happen the next bank business day following the "NAV calculation and publication date."

(2) *Centralisation for December 24 and 31 will be exceptionally advanced to 12:00 CET for STP orders due to an early closure of markets.*

Historical information:

Sub-fund launched on 25 July 2006 with the name "World Inflation-linked Bond"

Renamed "Global Inflation-linked Bond" on 27 April 2007

Renamed "Bond World Inflation-Linked" as from 1st September 2010

On 6 June 2014:

- "Privilege-CAP" shares split by 10
- "I-CAP" shares split by 1,0

Current name as from 30 August 2019

Taxation:

Potential shareholders are recommended to seek full information in their country of origin, place of residence or domicile on the possible tax consequences associated with their investment.

BNP Paribas Funds Global Equity Net Zero Transition

short-named BNP Paribas Global Equity Net Zero Transition

Investment objective

Increase the value of its assets over the medium term by investing actively primarily in global equities.

Benchmark

The MSCI ACWI (NR) EUR benchmark is used for investment universe selection and performance comparison only. The sub-fund is not benchmark-constrained and its performance may deviate significantly from that of the benchmark.

Investment policy

At all times, the sub-fund invests 75% of its assets in equity and/or equity equivalent of companies selected based on fundamental driven investment process.

The sub-fund invests in global equities, seeking medium term capital appreciation.

In particular, the sub-fund will invest in companies which are part of the "Achieving Net Zero", "Aligned to Net Zero", "Aligning Towards Net Zero" categories defined in the Net Zero AAA proprietary framework.

This framework ranks issuers as "Achieving", "Aligned" and "Aligning" and "Not aligned" to net zero based on science-based decarbonisation pathways or contributions towards the energy transition and decarbonisation of the real economy.

- o The "Achieving Net Zero" concept refers to:
 - companies with at least 50% of their turnover aligned with EU Taxonomy Climate Change Mitigation; or
 - companies with at least 50% of their turnover aligned with climate-mitigation-linked SDGs* and with no more than 20% of their turnover misaligned with any SDGs; or
 - companies committed to net zero and whose current carbon performance is at (or close) to the one needed for its sector by 2050 to reach Net Zero global emissions.
- o The "Aligned to Net Zero" concept refers to:
 - companies committed to net zero emissions by 2050 and that have a carbon reduction target assessed as $\leq 1.5^{\circ}\text{C}^{**}$; or
 - companies with at least 20% of their turnover aligned with EU Taxonomy Climate Change Mitigation; or
 - companies with at least 20% of their turnover aligned with climate-mitigation-linked SDGs* and with no more than 20% of their turnover misaligned with any SDGs.
- o The "Aligning Towards Net Zero" concept refers to companies that have a carbon reduction target assessed as below 2°C^{***} and not otherwise considered Achieving or Aligned.

* SDG target numbers: 7.2, 7.3, 7.b, 9.4

** 1.5°DC temperature alignment is determined based on a variety of different inputs: SBTi or SBTi tool using CDP data produces a $\leq 1.5^{\circ}\text{DC}$ output for any assessed time frame; Companies assessed by TPI as having a Management Quality Level 4 & a short, medium or long term carbon performance at or below 1.5°C and Companies passing indicator 1 to 6 in the CA100+ benchmark (Structure and Methodologies | Climate Action 100+)

*** 1.5°DC to 2.0°DC temperature alignment is determined based on a variety of different inputs: SBTi or SBTi tool using CDP data produces a $\leq 2^{\circ}\text{DC}$ output; Companies assessed by TPI as having at least a Management Quality Level of 3 & a short, medium or long term carbon performance between 1.5°C and 2°C and Companies passing indicator 1 to 3 in the CA100+ benchmark (Structure and Methodologies | Climate Action 100+), and via BNPPAM's enhanced ITR resulting in an alignment $< 2^{\circ}\text{DC}$

The Investment Manager employs a behavioural finance investment philosophy where it believes that quality companies (earning over their cost of capital) with improving business momentum and that may have valuation support, tend to outperform. The Investment Manager then processes to select stocks solely within the "Achieving", "Aligned" and "Aligning" categories mentioned above.

In respect to the above investments limits, the sub-fund's investments into "China A-Shares" via the Stock Connect may reach up to 20% of its assets.

The sub-fund may be exposed for maximum 25% of its assets on emerging markets, including exposure to China.

The remaining portion, namely a maximum of 25% of its assets, may be invested in any other transferable securities and money market instruments, provided that investments in debt securities of any kind do not exceed 5% of its assets, and up to 10% of its assets may be invested in UCITS.

The sub-fund may hold ancillary liquid assets within the limits and conditions described in Book I, Appendix 1 – Eligible Assets, point 7.

Sustainable Investment policy

The Investment Manager applies BNP PARIBAS ASSET MANAGEMENT's Sustainable Investment Policy, which takes into account Environmental, Social and Governance (ESG) criteria in the investment process of the sub-fund as set out in Book I.

The sub-fund's investment universe, being the benchmark, is reduced by a minimum of 20% due to exclusion of securities which are not aligned with the AAA proprietary framework (as defined above) and/or sector exclusions as per the RBC Policy.

The investment manager applies a non-financial analysis on a minimum of 90% of the assets of the sub-fund (excluding ancillary liquid assets) based on the internal Proprietary ESG scoring framework as indicated in Book I as well as the Net Zero AAA proprietary framework.

BNP Paribas Funds Global Equity Net Zero Transition

short-named BNP Paribas Global Equity Net Zero Transition

The approach is implemented in order to consistently achieve a portfolio's ESG score higher than the ESG score of the benchmark. The sub-fund's investment universe shall be reduced by a minimum of 20% due to exclusion of securities which are not aligned with the AAA framework.

Derivatives and Securities Financing Transactions

Core financial derivative instruments may be used for efficient portfolio management and hedging as described in points 2 and 3 of Appendix 2 of Book I.

Information relating to SFDR and Taxonomy Regulation

The sub-fund promotes environmental and / or social characteristics, provided that the companies in which the investments are made follow good governance practices, in accordance with article 8 of SFDR, and it will have a minimum proportion of its assets considered as sustainable investments within the meaning of SFDR.

INFORMATION ABOUT THE ENVIRONMENTAL OR SOCIAL CHARACTERISTICS RELATING TO THIS SUB-FUND IS AVAILABLE IN THE ANNEX OF THE PROSPECTUS SET OUT IN BOOK III.

A summary of the commitments is also available in Appendix 5 of Book I.

Risk profile

Specific market risks:

- Extra-Financial Criteria Investment Risk
- Equity Risk
- Emerging Markets Risk

Specific risks related to investments in Mainland China

- Changes in PRC taxation risk
- Risks related to Stock Connect

For an overview of generic risks, please refer to the Appendix 3 of Book I of the Prospectus.

Investor type profile

This sub-fund is suitable for investors who:

- ✓ Are looking for a diversification of their investments in equities;
- ✓ Are willing to accept higher market risks in order to potentially generate higher long-term returns;
- ✓ Can accept significant temporary losses;
- ✓ Can tolerate volatility;
- ✓ Have an investment horizon of 5 years.

Accounting Currency

EUR

Fees payable by the sub-fund

Category	Management (max)	Charity	Performance (max)	Distribution (max)	Other (max)	TAB ⁽¹⁾
Classic	1.50%	none	No	none	0.40%	0.05%
Classic Solidarity	1.45%	0.05%	No	none	0.40%	0.05%
N	1.50%	none	No	0.75%	0.40%	0.05%
Privilege	0.75%	none	No	none	0.25%	0.05%
Privilege Solidarity	0.70%	0.05%	No	none	0.25%	0.05%
I	0.75%	none	No	none	0.20%	0.01%
X	none	none	No	none	0.20%	0.01%

(1) *Taxe d'abonnement. In addition, the Company may be subject to foreign UCI's tax, and/or other regulators levy, in the country where the sub-fund is registered for distribution.*

The complete list of shares offered is available on the website www.bnpparibas-am.com

For each active share, a KID is available on the website www.bnpparibas-am.com

Additional information

Valuation Day:

For each day of the week on which banks are open for business in Luxembourg (a "Valuation Day"), there is a corresponding NAV which is dated the same day.

It is available at the Company's registered office, from local agents, and in any newspapers designated by the Board of Directors and the website www.bnpparibas-am.com

BNP Paribas Funds Global Equity Net Zero Transition

short-named BNP Paribas Global Equity Net Zero Transition

Terms of subscription / conversion / redemption:

Subscription, redemption and conversion orders will be processed at an unknown net asset value in accordance with the rules set out below, only on Valuation Days, and the time mentioned is Luxembourg time.

Centralisation of orders ⁽²⁾	Orders Trade Date	NAV calculation and publication date	Orders Settlement Date
16:00 CET for STP orders, 12:00 CET for non STP orders on the Valuation Day (D)	Valuation Day (D)	Day after the Valuation Day (D+1)	Maximum three bank business days after the Valuation Day (D+3) ⁽¹⁾

(1) If the settlement day is a currency holiday, the settlement will occur the following business day.

Each time the "Orders Settlement Date" occurs before or on the same day of the "NAV calculation and publication date", the "Orders Settlement Date" will instead happen the next bank business day following the "NAV calculation and publication date".

(2) Centralisation for December 24 and 31 will be exceptionally advanced to 12:00 CET for STP orders due to an early closure of markets.

Historical information:

Sub-fund launched on 15 March 2024 with the name "Global Net Zero Transition Equity"

Current name as from 28 June 2024

Taxation:

Potential shareholders are recommended to seek full information in their country of origin, place of residence or domicile on the possible tax consequences associated with their investment.

BNP Paribas Funds Global Megatrends

short-named BNP Paribas Global Megatrends

Investment objective

Increase the value of its assets over the medium term by investing primarily in global equities which seek to take advantage of secular mega trends driving market performance. These secular mega trends include but are not limited to the following sectors: Technological and Healthcare Innovation, Geopolitics, Sustainability and Demography.

Investment policy

At all times, this sub-fund invests 75% of its assets in equity and/or equity equivalent of companies selected based on fundamental driven investment process.

The remaining portion, namely a maximum of 25% of its assets, may be invested in any other transferable securities (including P-Notes) and money market instruments, provided that investments in debt securities of any kind do not exceed 15% of its assets, and up to 10% of its assets may be invested in UCITS or UCIs.

In respect of the above investments limits, the sub-fund's investments into "China A-Shares" via the Stock Connect may reach up to 20% of its assets.

The sub-fund may be exposed to emerging markets up to 20% of its assets, including exposure to China.

The sub-fund may hold ancillary liquid assets within the limits and conditions described in Book I, Appendix 1 – Eligible Assets, point 7.

Sustainable Investment policy

The Investment Manager applies BNP PARIBAS ASSET MANAGEMENT's Sustainable Investment Policy, which takes into account Environmental, Social and Governance (ESG) criteria in the investment process of the sub-fund as set out in Book I.

The investment manager applies a non-financial analysis on a minimum of 90% of the assets of the sub-fund (excluding ancillary liquid assets) based on the internal Proprietary ESG scoring framework as indicated in Book I.

The average portfolio ESG score of the sub-fund is higher than the one of its investment universe.

Derivatives and Securities Financing Transactions

Core financial derivative instruments may be used for efficient portfolio management and hedging as described in points 2 and 3 of Appendix 2 of Book I.

Information relating to SFDR and Taxonomy Regulation

The sub-fund promotes environmental and / or social characteristics, provided that the companies in which the investments are made follow good governance practices, in accordance with article 8 of SFDR, and it will have a minimum proportion of its assets considered as sustainable investments within the meaning of SFDR.

INFORMATION ABOUT THE ENVIRONMENTAL OR SOCIAL CHARACTERISTICS RELATING TO THIS SUB-FUND IS AVAILABLE IN THE ANNEX OF THE PROSPECTUS SET OUT IN BOOK III.

A summary of the commitments is also available in Appendix 5 of Book I.

Risk profile

Specific market risks:

- Emerging Markets Risk
- Extra-Financial Criteria Investment Risk
- Equity Risk

Specific risks related to investments in Mainland China

- Changes in PRC taxation risk
- Risks related to Stock Connect

For an overview of generic risks, please refer to the Appendix 3 of Book I of the Prospectus.

Investor type profile

This sub-fund is suitable for investors who:

- ✓ Are looking for a diversification of their investments in equities;
- ✓ Are willing to accept higher market risks in order to potentially generate higher long-term returns;
- ✓ Can accept significant temporary losses;
- ✓ Can tolerate volatility;
- ✓ Have an investment horizon of 5 years.

Accounting Currency

USD

Fees payable by the sub-fund

Category	Management (max)	Performance (max)	Distribution (max)	Other (max)	TAB ⁽¹⁾
Classic	1.50%	No	none	0.40%	0.05%

BNP Paribas Funds Global Megatrends

short-named BNP Paribas Global Megatrends

Category	Management (max)	Performance (max)	Distribution (max)	Other (max)	TAB ⁽¹⁾
N	1.50%	No	0.75%	0.40%	0.05%
Privilege	0.75%	No	none	0.25%	0.05%
I	0.75%	No	none	0.20%	0.01%
Life	1.385%	No	none	0.20%	0.01%
X	none	No	none	0.20%	0.01%
B	1.50%	No	1.00%	0.40%	0.05%
K	1.50%	No	0.75%	0.40%	0.05%

(1) *Taxe d'abonnement. In addition, the Company may be subject to foreign UCI's tax, and/or other regulators levy, in the country where the sub-fund is registered for distribution.*

The complete list of shares offered is available on the website www.bnpparibas-am.com

For each active share, a KID is available on the website www.bnpparibas-am.com

Additional information

Valuation Day:

For each day of the week on which banks are open for business in Luxembourg (a "Valuation Day"), there is a corresponding NAV which is dated the same day.

It is available at the Company's registered office, from local agents, and in any newspapers designated by the Board of Directors and the website www.bnpparibas-am.com

Terms of subscription / conversion / redemption:

Subscription, redemption and conversion orders will be processed at an unknown net asset value in accordance with the rules set out below, only on Valuation Days, and the time mentioned is Luxembourg time.

Centralisation of orders ⁽²⁾	Orders Trade Date	NAV calculation and publication date	Orders Settlement Date
16:00 CET for STP orders, 12:00 CET for non STP orders on the Valuation Day (D)	Valuation Day (D)	Day after the Valuation Day (D+1)	Maximum three bank business days after the Valuation Day (D+3) ⁽¹⁾

(1) *If the settlement day is a currency holiday, the settlement will occur the following business day.*

Each time the "Orders Settlement Date" occurs before or on the same day of the "NAV calculation and publication date", the "Orders Settlement Date" will instead happen the next bank business day following the "NAV calculation and publication date."

(2) *Centralisation for December 24 and 31 will be exceptionally advanced to 12:00 CET for STP orders due to an early closure of markets.*

Historical information:

Sub-fund launched on 30 March 2015 with the name "Equity Best Selection World"

Absorption on 29 January 2016 of the "Opportunities World" sub-fund of the Company

Absorption on 07 December 2018 of the "Equity Australia" sub-fund of the Company

Renamed "Global Equity" as from 30 August 2019

Absorption on 18 October 2019 of its "Equity World Quality Focus" feeder sub-fund of the sicav BNP Paribas L1

Renamed "Sustainable Global Equity" on 27 December 2021

Current name as from 28 June 2024

Taxation:

Potential shareholders are recommended to seek full information in their country of origin, place of residence or domicile on the possible tax consequences associated with their investment.

BNP Paribas Funds Green Bond short-named BNP Paribas Green Bond

Investment objective

Increase the value of its assets over the medium term by investing primarily securities issued by issuers supporting climate-related and environmental projects.

Investment policy

This sub-fund aims at facilitating or accelerating the transition into a sustainable world by focusing on challenges related to environment. In order to reach its sustainable objective, the sub-fund invests at least 2/3 of its assets in global green bonds denominated in Hard Currencies. Green bonds are bonds issued by corporate, supranational sovereign agencies, local entities and/or governments to finance projects primarily designed to deliver solutions to climate change.

The remaining portion, namely a maximum of 1/3 of its assets, may be invested in:

- equities,
- convertible bonds,
- any other debt securities (including Investment Grade structured debt - such as ABS only if they are considered as Green Bonds - up to 20% of the assets and High Yield bonds rated above B- (S&P / Fitch) up to 20% of the assets),
- money market instruments,
- any other Transferable Securities up to 10% of the assets,
- UCITS or UCIs up to 10% of the assets.

The sub-fund may be exposed for maximum 20% of its assets on emerging markets.

In respect of the above investments limits, the sub-fund's investments into debt securities traded on the Bond Connect may reach up to 20% of its assets.

The sub-fund may be exposed to emerging markets up to 20% of its assets, including exposure to China.

After hedging, the sub-fund's exposure to currencies other than EUR may not exceed 5%.

The sub-fund may hold ancillary liquid assets within the limits and conditions described in Book I, Appendix 1 – Eligible Assets, point 7.

Sustainable Investment policy

The Investment Manager applies BNP PARIBAS ASSET MANAGEMENT's Sustainable Investment Policy, which takes into account Environmental, Social and Governance (ESG) criteria in the investment process of the sub-fund as set out in Book I.

The investment manager applies a non-financial analysis on a minimum of 90% of the assets of the sub-fund (excluding ancillary liquid assets) based on the internal Proprietary ESG scoring framework as indicated in Book I.

The investment universe described in the Investment policy is based on the Green Bond Principles ("GBP")* as formulated by the International Capital Market Association (more information on these principles are available in the following website: <https://www.icmagroup.org/sustainable-finance/the-principles-guidelines-and-handbooks/green-bond-principles-gbp/>). Furthermore, issuers and underlying projects are screened using a proprietary green bond assessment methodology. Issuers with poor ESG practices and policies, and issuers with severe ESG controversies are excluded. Underlying projects not aligned with a proprietary taxonomy of eligible activities or having high negative externalities are also excluded from the investment universe. The following recommendations are issued for green bonds:

- Positive: issuers having a good score
- Neutral: issuers having a medium score
- Negative: issuers having a poor score

The Investment Manager may not invest in green bonds with a negative recommendation.

Derivatives and Securities Financing Transactions

Core financial derivative instruments may be used for efficient portfolio management and hedging as described in points 2 and 3 of Appendix 2 of Book I.

Information relating to SFDR and Taxonomy Regulation:

The sub-fund has a sustainable investment objective in accordance with article 9 of SFDR and it will make a minimum of sustainable investments with environmental objectives and/or social objectives.

INFORMATION ABOUT SUSTAINABLE INVESTMENT RELATING TO THIS SUB-FUND IS AVAILABLE IN THE ANNEX OF THE PROSPECTUS SET OUT IN BOOK III.

A summary of the commitments is also available in Appendix 5 of Book I.

Risk profile

Specific market risks:

- Credit Risk
- Emerging Markets Risk
- Extra-Financial Criteria Investment Risk
- Small Cap, Specialised or Restricted Sectors Risk

Specific risks related to investments in Mainland China

- Risk related to Bond Connect

BNP Paribas Funds Green Bond short-named BNP Paribas Green Bond

For an overview of generic risks, please refer to the Appendix 3 of Book I of the Prospectus.

Investor type profile

This sub-fund is suitable for investors who:

- Are looking for a diversification of their investments in fixed income securities;
- Can accept low to medium market risks;
- Have an investment horizon of 3 years.

Accounting Currency

EUR

Fees payable by the sub-fund

Category	Management (max)	Performance (max)	Distribution (max)	Other (max)	TAB ⁽¹⁾
Classic	0.75%	No	none	0.30%	0.05%
N	0.75%	No	0.50%	0.30%	0.05%
Privilege	0.40%	No	none	0.20%	0.05%
I	0.30%	No	none	0.17%	0.01%
UI	0.30%	No	none	0.17%	0.01%
X	none	No	none	0.17%	0.01%
K	0.75%	No	0.75%	0.30%	0.05%

(1) Taxe d'abonnement. In addition, the Company may be subject to foreign UCI's tax, and/or other regulators levy, in the country where the sub-fund is registered for distribution.

The complete list of shares offered is available on the website www.bnpparibas-am.com

For each active share, a KID is available on the website www.bnpparibas-am.com

Additional information

Valuation Day:

For each day of the week on which banks are open for business in Luxembourg (a "Valuation Day"), there is a corresponding NAV which is dated the same day.

It is available at the Company's registered office, from local agents, and in any newspapers designated by the Board of Directors and the website www.bnpparibas-am.com

Terms of subscription / conversion / redemption:

Subscription, redemption and conversion orders will be processed at an unknown net asset value in accordance with the rules set out below, only on Valuation Days, and the time mentioned is Luxembourg time.

No authorised conversion, either for subscription or for redemption, with other sub-funds; Remain possible, if authorised, between shares classes of the sub-fund.

Centralisation of orders ⁽²⁾	Orders Trade Date	NAV calculation and publication date	Orders Settlement Date
16:00 CET for STP orders, 12:00 CET for non STP orders on the Valuation Day (D)	Valuation Day (D)	Day after the Valuation Day (D+1)	Maximum three bank business days after the Valuation Day (D+3) ⁽¹⁾

(1) If the settlement day is a currency holiday, the settlement will occur the following business day.

Each time the "Orders Settlement Date" occurs before or on the same day of the "NAV calculation and publication date", the "Orders Settlement Date" will instead happen the next bank business day following the "NAV calculation and publication date".

(2) Centralisation for December 24 and 31 will be exceptionally advanced to 12:00 CET for STP orders due to an early closure of markets.

Historical information:

Sub-fund launched on 8 September 2017

Taxation:

Potential shareholders are recommended to seek full information in their country of origin, place of residence or domicile on the possible tax consequences associated with their investment.

BNP Paribas Funds Green Tigers

short-named BNP Paribas Green Tigers

Investment objective

Increase the value of its assets over the medium term by investing primarily in Environmental Markets companies based in the Asia-Pacific region, which aim at helping or accelerating the transition to a more sustainable economy.

Investment policy

This thematic sub-fund aims to invest in companies focused on challenges related to the environment in the Asia-Pacific region.

At all times, this sub-fund invests at least 75% of its assets in equities and/or equity equivalent securities issued by companies based in Asia and/or in the Pacific Region that conduct a significant part of their business in Environmental Markets.

“Environmental Markets” include, but are not limited to, Renewable & Alternative Energy, Energy Efficiency, Water Infrastructure & Technologies, Pollution Control, Waste Management & Technologies, Environmental Support Services, and Sustainable Food.

The remaining portion, namely a maximum of 25% of its assets, may be invested in any other transferable securities (including P-Notes) and money market instruments, provided that investments in debt securities of any kind do not exceed 15% of its assets, and up to 10% of its assets may be invested in UCITS or UCIs.

In respect of the above investments limits, the sub-fund’s overall exposure (via both direct and indirect investments) to mainland China securities will not exceed 25% of its assets by investments in “China A-Shares” via the Stock Connect.

The sub-fund may hold ancillary liquid assets within the limits and conditions described in Book I, Appendix 1 – Eligible Assets, point 7.

Sustainable Investment policy

The Investment Manager applies BNP PARIBAS ASSET MANAGEMENT’s Sustainable Investment Policy, which takes into account Environmental, Social and Governance (ESG) criteria in the investment process of the sub-fund as set out in Book I.

The ESG analysis applies to at least 90% of the issuers in the portfolio (excluding ancillary liquid assets) and along with its thematic focus leads to a reduction of at least 20% of the investment universe, being companies conducting significant part of their business in environmental markets. This approach is supported by an active program of engagement with companies on a range of ESG factors, as well as proxy voting.

Environmental contribution and reporting* is also undertaken to provide post-investment evidence of the intention to help accelerate the transition to a more sustainable economy.

* *The extra financial report is available on the following link: BNP Paribas Green Tigers (bnpparibas-am.com).*

Derivatives and Securities Financing Transactions

Core financial derivative instruments may be used for efficient portfolio management and hedging as described in points 2 and 3 of Appendix 2 of Book I.

Information relating to SFDR and Taxonomy Regulation

The sub-fund has a sustainable investment objective in accordance with article 9 of SFDR and it will make a minimum of sustainable investments with environmental objectives and/or social objectives.

INFORMATION ABOUT SUSTAINABLE INVESTMENT RELATING TO THIS SUB-FUND IS AVAILABLE IN THE ANNEX OF THE PROSPECTUS SET OUT IN BOOK III.

A summary of the commitments is also available in Appendix 5 of Book I.

Risk profile

Specific market risks:

- Emerging Markets Risk
- Extra-Financial Criteria Investment Risk
- Equity Risk
- Liquidity Risk
- Small Cap, Specialised or Restricted Sectors Risk

Specific risks related to investments in Mainland China

- Changes in PRC taxation risk
- Risks related to Stock Connect

Risks related to investments in CNH share categories

For an overview of generic risks, please refer to the Appendix 3 of Book I of the Prospectus.

Investor type profile

This sub-fund is suitable for investors who:

- ✓ Are looking for a diversification of their investments in equities;
- ✓ Are willing to accept higher market risks in order to potentially generate higher long-term returns;
- ✓ Can accept significant temporary losses;
- ✓ Can tolerate volatility;
- ✓ Have an investment horizon of 5 years.

Accounting Currency

USD

BNP Paribas Funds Green Tigers

short-named BNP Paribas Green Tigers

Fees payable by the sub-fund

Category	Management (max)	Performance (max)	Distribution (max)	Other (max)	TAB ⁽¹⁾
Classic	1.75%	No	none	0.40%	0.05%
N	1.75%	No	0.75%	0.40%	0.05%
Privilege	0.90%	No	none	0.25%	0.05%
I	0.90%	No	none	0.20%	0.01%
I Plus	0.60%	No	none	0.20%	0.01%
X	0.60% ⁽²⁾	No	none	0.20%	0.01%
U	1.75%	No	none	0.40%	0.05%
UI	0.90%	No	none	0.20%	0.01%

(1) *Taxe d'abonnement. In addition, the Company may be subject to foreign UCI's tax, and/or other regulators levy, in the country where the sub-fund is registered for distribution.*

(2) *Paid in full to the non-group management entities only*

The complete list of shares offered is available on the website www.bnpparibas-am.com

For each active share, a KID is available on the website www.bnpparibas-am.com

Additional information

Valuation Day:

For each day of the week on which banks are open for business in Luxembourg (a "Valuation Day"), there is a corresponding NAV which is dated the same day.

It is available at the Company's registered office, from local agents, and in any newspapers designated by the Board of Directors and the website www.bnpparibas-am.com

Terms of subscription / conversion / redemption:

Subscription, redemption and conversion orders will be processed at an unknown net asset value in accordance with the rules set out below, only on Valuation Days, and the time mentioned is Luxembourg time.

Centralisation of orders ⁽²⁾	Orders Trade Date	NAV calculation and publication date	Orders Settlement Date
16:00 CET for STP orders, 12:00 CET for non STP orders on the Valuation Day (D)	Valuation Day (D)	Day after the Valuation Day (D+1)	Maximum three bank business days after the Valuation Day (D+3) ⁽¹⁾

(1) *If the settlement day is a currency holiday, the settlement will occur the following business day.*

Each time the "Orders Settlement Date" occurs before or on the same day of the "NAV calculation and publication date", the "Orders Settlement Date" will instead happen the next bank business day following the "NAV calculation and publication date."

(2) *Centralisation for December 24 and 31 will be exceptionally advanced to 12:00 CET for STP orders due to an early closure of markets.*

Historical information:

Sub-fund launched on 28 July 2008 in the sicav FORTIS L FUND (renamed BNP Paribas L1 on 1 August 2010)

Transfer in the Company on 27 May 2013

On 15 June 2018:

- a) USD replaced EUR as Accounting Currency of the sub-fund
- b) Share classes names changed:
 - "Classic" category into "Classic EUR"
 - "Classic USD" category into "Classic-CAP"
 - "Privilege" category into "Privilege EUR"

"X-CAP" shares reversed-split by 100 on 21 September 2018

Taxation:

Potential shareholders are recommended to seek full information in their country of origin, place of residence or domicile on the possible tax consequences associated with their investment.

BNP Paribas Funds Health Care Innovators

short-named BNP Paribas Health Care Innovators

Investment objective

Increase the value of its assets over the medium term by investing in healthcare innovative companies.

Investment policy

At all times, this sub-fund invests at least 75% of its assets in equities and/or equity equivalent securities issued worldwide by health care companies that enable or benefit from innovative technologies, including, but not limited to, advances in genetic sequencing, drug delivery, miniaturization, bio-compatible materials, haptics and information technology to the healthcare field.

The remaining portion, namely a maximum of 25% of its assets, may be invested in any other transferable securities and money market instruments, provided that investments in debt securities of any kind do not exceed 15% of its assets, and up to 10% of its assets may be invested in UCITS or UCIs.

The sub-fund may hold ancillary liquid assets within the limits and conditions described in Book I, Appendix 1 – Eligible Assets, point 7.

Sustainable Investment policy

The Investment Manager applies BNP PARIBAS ASSET MANAGEMENT's Sustainable Investment Policy, which takes into account Environmental, Social and Governance (ESG) criteria in the investment process of the sub-fund as set out in Book I.

The sub-fund respects the Minimum Extra-Financial Analysis coverage rate, as set out in Book I.

The sub-fund shall invest at least 50% of its assets in companies with at least 20% revenue, profit or capital invested in economic activities aligned to the theme.

The average portfolio ESG score of the sub-fund is higher than the one of its investment universe.

Derivatives and Securities Financing Transactions

Core financial derivative instruments may be used for efficient portfolio management and hedging as described in points 2 and 3 of Appendix 2 of Book I.

Information relating to SFDR and Taxonomy Regulation

The sub-fund promotes environmental and / or social characteristics, provided that the companies in which the investments are made follow good governance practices, in accordance with article 8 of SFDR, and it will have a minimum proportion of its assets considered as sustainable investments within the meaning of SFDR.

INFORMATION ABOUT THE ENVIRONMENTAL OR SOCIAL CHARACTERISTICS RELATING TO THIS SUB-FUND IS AVAILABLE IN THE ANNEX OF THE PROSPECTUS SET OUT IN BOOK III.

A summary of the commitments is also available in Appendix 5 of Book I.

Risk profile

Specific market risks:

- Extra-Financial Criteria Investment Risk
- Equity Risk
- Small Cap, Specialised or Restricted Sectors Risk

For an overview of generic risks, please refer to the Appendix 3 of Book I of the Prospectus.

Investor type profile

This sub-fund is suitable for investors who:

- ✓ Are looking for a diversification of their investments in equities;
- ✓ Are willing to accept higher market risks in order to potentially generate higher long-term returns;
- ✓ Can accept significant temporary losses;
- ✓ Can tolerate volatility;
- ✓ Have an investment horizon of 5 years.

Accounting Currency

EUR

Fees payable by the sub-fund

Category	Management (max)	Performance (max)	Distribution (max)	Other (max)	TAB ⁽¹⁾
Classic	1.50%	No	none	0.40%	0.05%
N	1.50%	No	0.75%	0.40%	0.05%
Privilege	0.75%	No	none	0.25%	0.05%
I	0.75%	No	none	0.20%	0.01%
X	none	No	none	0.20%	0.01%
K	1.50%	No	0.75%	0.40%	0.05%

BNP Paribas Funds Health Care Innovators

short-named BNP Paribas Health Care Innovators

(1) *Taxe d'abonnement.* In addition, the Company may be subject to foreign UCI's tax, and/or other regulators levy, in the country where the sub-fund is registered for distribution.

The complete list of shares offered is available on the website www.bnpparibas-am.com

For each active share, a KID is available on the website www.bnpparibas-am.com

Additional information

Valuation Day:

For each day of the week on which banks are open for business in Luxembourg (a "Valuation Day"), there is a corresponding NAV which is dated the same day.

It is available at the Company's registered office, from local agents, and in any newspapers designated by the Board of Directors and the website www.bnpparibas-am.com

Terms of subscription / conversion / redemption:

Subscription, redemption and conversion orders will be processed at an unknown net asset value in accordance with the rules set out below, only on Valuation Days, and the time mentioned is Luxembourg time.

Centralisation of orders ⁽²⁾	Orders Trade Date	NAV calculation and publication date	Orders Settlement Date
16:00 CET for STP orders, 12:00 CET for non STP orders on the Valuation Day (D)	Valuation Day (D)	Day after the Valuation Day (D+1)	Maximum three bank business days after the Valuation Day (D+3) ⁽¹⁾

(1) *If the settlement day is a currency holiday, the settlement will occur the following business day.*

Each time the "Orders Settlement Date" occurs before or on the same day of the "NAV calculation and publication date", the "Orders Settlement Date" will instead happen the next bank business day following the "NAV calculation and publication date."

(2) *Centralisation for December 24 and 31 will be exceptionally advanced to 12:00 CET for STP orders due to an early closure of markets.*

Historical information:

Sub-fund was launched on 17 March 1997 in the sicav G-Equity Fund with the name "G-Pharmaceuticals Equity"

Contribution on 4 May 1998 to sicav INTERSELEX (renamed FORTIS L FUND on 30 September 1999 and BNP Paribas L1 on 1 August 2010) with the name "Equity Pharmaceutical"

Renamed "Equity Pharma World" on 30 September 1999

Renamed "Equity Health Care World" on 1st July 2008

Absorption on 17 November 2008 of the "Health Care Fund" sub-fund of the sicav ABN AMRO Funds

Renamed "Equity World Health Care" 1st September 2010

Absorption on 19 March 2012 of the "Equity World Biotechnology" sub-fund of the sicav BNP Paribas L1

Transfer in the Company on 17 May 2013

Absorption on 27 May 2013 of the "Equity Europe Health Care" sub-fund of the sicav BNP Paribas L1

Transformation into "Health Care Innovators" on 16 November 2017

Taxation:

Potential shareholders are recommended to seek full information in their country of origin, place of residence or domicile on the possible tax consequences associated with their investment.

BNP Paribas Funds Inclusive Growth

short-named BNP Paribas Inclusive Growth

Investment objective

Increase the value of its assets over the medium term by investing in companies that foster inclusive practices and that transform their business models to deliver sustainable products and services.

Investment policy

This thematic sub-fund aims at helping or accelerating the transition into a sustainable world by focusing on inclusive growth.

At all times, this sub-fund invests at least 75% of its assets in equities and/or equity equivalent securities issued by worldwide companies which support the vision of a more inclusive and sustainable society.

Inclusive growth themes include, but are not limited to:

- 1) Creating a safety net for the most fragile;
- 2) Investing in social mobility;
- 3) Access to primary goods;
- 4) Tackling corruption, rent seeking, lobbying, and
- 5) Decarbonisation & biodiversity.

The remaining portion, namely a maximum of 25% of its assets may be invested in any other transferable securities (including P-Notes), money market instruments and also, within a limit of 15% of the assets, in debt securities of any kind and, within a limit of 10% of the assets, in UCITS or UCIs.

The sub-fund's investments into "China A-Shares" via the Stock Connect may reach up to 20% of its assets.

The sub-fund may be exposed to emerging markets up to 20% of its assets, including exposure to China.

The sub-fund may hold ancillary liquid assets within the limits and conditions described in Book I, Appendix 1 – Eligible Assets, point 7.

Sustainable Investment policy

The Investment Manager applies BNP PARIBAS ASSET MANAGEMENT's Sustainable Investment Policy, which takes into account Environmental, Social and Governance (ESG) criteria in the investment process of the sub-fund as set out in Book I.

The investment manager applies a non-financial analysis on a minimum of 90% of the assets of the sub-fund (excluding ancillary liquid assets) based on the internal Proprietary ESG scoring framework as indicated in Book I. At least 25% of the investment universe, being the large and mid-cap companies across the main markets of developed countries, is eliminated on the basis of low ESG scores and/or sector exclusions.

Derivatives and Securities Financing Transactions

Core financial derivative instruments may be used for efficient portfolio management and hedging as described in points 2 and 3 of Appendix 2 of Book I.

Information relating to SFDR and Taxonomy Regulation

The sub-fund promotes environmental and / or social characteristics, provided that the companies in which the investments are made follow good governance practices, in accordance with article 8 of SFDR, and it will have a minimum proportion of its assets considered as sustainable investments within the meaning of SFDR.

INFORMATION ABOUT THE ENVIRONMENTAL OR SOCIAL CHARACTERISTICS RELATING TO THIS SUB-FUND IS AVAILABLE IN THE ANNEX OF THE PROSPECTUS SET OUT IN BOOK III.

A summary of the commitments is also available in Appendix 5 of Book I.

Risk profile

Specific market risks:

- Emerging Markets Risk
- Extra-Financial Criteria Investment Risk
- Equity Risk

Specific risks related to investments in Mainland China

- Changes in PRC taxation risk
- Risks related to Stock Connect

Risks related to investments in CNH share categories

For an overview of the generic risks, please refer to the Appendix 3 of the Book I of the Prospectus.

Investor type profile

This sub-fund is suitable for investors who:

- ✓ Are looking for a diversification of their investments in equities;
- ✓ Are willing to accept higher market risks in order to potentially generate higher long-term returns;
- ✓ Can accept significant temporary losses;
- ✓ Can tolerate volatility
- ✓ Have an investment horizon of 5 years.

BNP Paribas Funds Inclusive Growth
short-named BNP Paribas Inclusive Growth

Accounting Currency

EUR

Fees payable by the sub-fund

Category	Management (max)	Performance (max)	Distribution (max)	Other (max)	TAB ⁽¹⁾
Classic	1.50%	No	none	0.40%	0.05%
N	1.50%	No	0.75%	0.40%	0.05%
Privilege	0.75%	No	none	0.25%	0.05%
I	0.75%	No	none	0.20%	0.01%
K	1.50%	No	none	0.40%	0.05%
X	none	No	none	0.20%	0.01%

(1) *Taxe d'abonnement. In addition, the Company may be subject to foreign UCI's tax, and/or other regulators levy, in the country where the sub-fund is registered for distribution.*

The complete list of shares offered is available on the website www.bnpparibas-am.com

For each active share, a KID is available on the website www.bnpparibas-am.com

Additional information**Valuation Day:**

For each day of the week on which banks are open for business in Luxembourg (a "Valuation Day"), there is a corresponding NAV which is dated the same day.

It is available at the Company's registered office, from local agents, and in any newspapers designated by the Board of Directors and the website www.bnpparibas-am.com

Terms of subscription / conversion / redemption:

Subscription, redemption and conversion orders will be processed at an unknown net asset value in accordance with the rules set out below, only on Valuation Days, and the time mentioned is Luxembourg time.

Centralisation of orders ⁽²⁾	Orders Trade Date	NAV calculation and publication date	Orders Settlement Date
16:00 CET for STP orders, 12:00 CET for non STP orders on the Valuation Day (D)	Valuation Day (D)	Day after the Valuation Day (D+1)	Maximum three bank business days after the Valuation Day (D+3) ⁽¹⁾

(1) *If the settlement day is a currency holiday, the settlement will occur the following business day.*

Each time the "Orders Settlement Date" occurs before or on the same day of the "NAV calculation and publication date", the "Orders Settlement Date" will instead happen the next bank business day following the "NAV calculation and publication date."

(2) *Centralisation for December 24 and 31 will be exceptionally advanced to 12:00 CET for STP orders due to an early closure of markets.*

Historical information:

Sub-fund launched on 15 April 2015 with the name "Human Development"

Transformation into "Inclusive Growth" on 28 December 2020

Taxation:

Potential shareholders are recommended to seek full information in their country of origin, place of residence or domicile on the possible tax consequences associated with their investment.

BNP Paribas Funds India Equity short-named BNP Paribas India Equity

Investment objective

Increase the value of its assets over the medium term by investing primarily in Indian equities.

Investment policy

At all times, this sub-fund invests at least 75% of its assets in equities and/or equity equivalent securities issued by companies that have their registered offices or conduct the majority of their business activities in India.

The remaining portion, namely a maximum of 25% of its assets, may be invested in any other transferable securities and money market instruments, provided that investments in debt securities of any kind do not exceed 15% of its assets, and up to 10% of its assets may be invested in UCITS or UCIs.

The sub-fund may hold ancillary liquid assets within the limits and conditions described in Book I, Appendix 1 – Eligible Assets, point 7.

Sustainable Investment policy

The Investment Manager applies BNP PARIBAS ASSET MANAGEMENT's Sustainable Investment Policy, which takes into account Environmental, Social and Governance (ESG) criteria in the investment process of the sub-fund, as set out in Book I.

The sub-fund respects the Minimum Extra-Financial Analysis coverage rate, as set out in Book I.

The average portfolio ESG score of the sub-fund is higher than the one of its investment universe.

Derivatives and Securities Financing Transactions

Core financial derivative instruments may be used for efficient portfolio management and hedging as described in points 2 and 3 of Appendix 2 of Book I.

Information relating to SFDR and Taxonomy Regulation

The sub-fund promotes environmental and / or social characteristics, provided that the companies in which the investments are made follow good governance practices, in accordance with article 8 of SFDR, and it will have a minimum proportion of its assets considered as sustainable investments within the meaning of SFDR.

INFORMATION ABOUT THE ENVIRONMENTAL OR SOCIAL CHARACTERISTICS RELATING TO THIS SUB-FUND IS AVAILABLE IN THE ANNEX OF THE PROSPECTUS SET OUT IN BOOK III.

A summary of the commitments is also available in Appendix 5 of Book I.

Risk profile

Specific market risks:

- Concentration Risk
- Emerging Markets Risk
- Extra-Financial Criteria Investment Risk
- Equity Risk
- Liquidity Risk
- Risks related to Investments in some countries

For an overview of generic risks, please refer to the Appendix 3 of Book I of the Prospectus.

Investor type profile

This sub-fund is suitable for investors who:

- ✓ Are looking to add a single country holding to an existing diversified portfolio;
- ✓ Are willing to accept higher market risks in order to potentially generate higher long-term returns;
- ✓ Can accept significant temporary losses;
- ✓ Can tolerate volatility;
- ✓ Have an investment horizon of 5 years.

Accounting Currency

USD

Fees payable by the sub-fund

Category	Management (max)	Performance (max)	Distribution (max)	Other (max)	TAB ⁽¹⁾
Classic	1.75%	No	none	0.40%	0.05%
N	1.75%	No	0.75%	0.40%	0.05%
Privilege	0.90%	No	none	0.25%	0.05%
I	0.90%	No	none	0.20%	0.01%
X	none	No	none	0.20%	0.01%

BNP Paribas Funds India Equity

short-named BNP Paribas India Equity

(1) *Taxe d'abonnement. In addition, the Company may be subject to foreign UCI's tax, and/or other regulators levy, in the country where the sub-fund is registered for distribution.*

The complete list of shares offered is available on the website www.bnpparibas-am.com

For each active share, a KID is available on the website www.bnpparibas-am.com.

Additional information

Valuation Day:

For each day of the week on which banks are open for business in Luxembourg (a "Valuation Day"), there is a corresponding NAV which is dated the same day, except if the Indian Stock Exchange is closed.

It is available at the Company's registered office, from local agents, and in any newspapers designated by the Board of Directors and the website www.bnpparibas-am.com

Terms of subscription / conversion / redemption:

Subscription, redemption and conversion orders will be processed at an unknown net asset value in accordance with the rules set out below, only on Valuation Days, and the time mentioned is Luxembourg time.

Centralisation of orders ⁽²⁾	Orders Trade Date	NAV calculation and publication date	Orders Settlement Date
16:00 CET for STP orders, 12:00 CET for non STP orders on the Valuation Day (D)	Valuation Day (D)	Day after the Valuation Day (D+1)	Maximum three bank business days after the Valuation Day (D+3) ⁽¹⁾

(1) *If the settlement day is a currency holiday, the settlement will occur the following business day.*

Each time the "Orders Settlement Date" occurs before or on the same day of the "NAV calculation and publication date", the "Orders Settlement Date" will instead happen the next bank business day following the "NAV calculation and publication date."

(2) *Centralisation for December 24 and 31 will be exceptionally advanced to 12:00 CET for STP orders due to an early closure of markets.*

Historical information:

Sub-fund launched on 24 November 2008 in the sicav FORTIS L FUND (renamed BNP Paribas L1 on 1 August 2010) by contribution of the "India Equity Fund" sub-fund of the sicav ABN AMRO Funds

Absorption on 18 July 2011 of the "Equity India" sub-fund of the Company

Transfer in the Company on 17 May 2013 with the name "Equity India"

"I-CAP" shares split by 100 on 6 June 2014

Current name as from 30 August 2019

Taxation:

Potential shareholders are recommended to seek full information in their country of origin, place of residence or domicile on the possible tax consequences associated with their investment.

BNP Paribas Funds Japan Equity

short-named BNP Paribas Japan Equity

Investment objective

Increase the value of its assets over the medium term by investing primarily in Japanese equities.

Investment policy

At all times, this sub-fund invests at least 75% of its assets in equities and/or equity equivalent securities issued by companies that have their registered office or conduct a significant proportion of their business in Japan.

The remaining portion, namely a maximum of 25% of its assets, may be invested in any other transferable securities, money market instruments, and also, within a limit of 15% of the assets, in debt securities of any kind and, within a limit of 10% of the assets, in UCITS or UCIs.

The sub-fund may hold ancillary liquid assets within the limits and conditions described in Book I, Appendix 1 – Eligible Assets, point 7.

Sustainable Investment policy

The Investment Manager applies BNP PARIBAS ASSET MANAGEMENT's Sustainable Investment Policy, which takes into account Environmental, Social and Governance (ESG) criteria in the investment process of the sub-fund, as set out in Book I.

The sub-fund respects the Minimum Extra-Financial Analysis coverage rate, as set out in Book I.

The average portfolio ESG score of the sub-fund is higher than the one of its investment universe.

Derivatives and Securities Financing Transactions

Core financial derivative instruments may be used for efficient portfolio management and hedging as described in points 2 and 3 of Appendix 2 of Book I.

Information relating to SFDR and Taxonomy Regulation

The sub-fund promotes environmental and / or social characteristics, provided that the companies in which the investments are made follow good governance practices, in accordance with article 8 of SFDR, and it will have a minimum proportion of its assets considered as sustainable investments within the meaning of SFDR.

INFORMATION ABOUT THE ENVIRONMENTAL OR SOCIAL CHARACTERISTICS RELATING TO THIS SUB-FUND IS AVAILABLE IN THE ANNEX OF THE PROSPECTUS SET OUT IN BOOK III.

A summary of the commitments is also available in Appendix 5 of Book I.

Risk profile

Specific market risks:

- Extra-Financial Criteria Investment Risk
- Equity Risk

For an overview of the generic risks, please refer to the Appendix 3 of the Book I of the Prospectus.

Investor type profile

This sub-fund is suitable for investors who:

- ✓ Are looking to add a single country holding to an existing diversified portfolio;
- ✓ Are willing to accept higher market risks in order to potentially generate higher long-term returns;
- ✓ Can accept significant temporary losses;
- ✓ Can tolerate volatility;
- ✓ Have an investment horizon of 6 years.

Accounting Currency

JPY

Fees payable by the sub-fund

Category	Management (max)	Performance (max)	Distribution (max)	Other (max)	TAB ⁽¹⁾
Classic	1.50%	No	none	0.40%	0.05%
N	1.50%	No	0.75%	0.40%	0.05%
Privilege	0.75%	No	none	0.25%	0.05%
I	0.75%	No	none	0.20%	0.01%
X	0.60% ⁽²⁾	No	none	0.20%	0.01%

(1) *Taxe d'abonnement. In addition, the Company may be subject to foreign UCI's tax, and/or other regulators levy, in the country where the sub-fund is registered for distribution.*

(2) *Paid in full to the non-group management entities only*

The complete list of shares offered is available on the website www.bnpparibas-am.com

For each active share, a KID is available on the website www.bnpparibas-am.com

BNP Paribas Funds Japan Equity

short-named BNP Paribas Japan Equity

Additional information

Valuation day:

For each day of the week on which banks are open for business in Luxembourg (a "Valuation Day"), there is a corresponding NAV which is dated the same day, except if the Tokyo Stock Exchange is closed.

It is available at the Company's registered office, from local agents, and in any newspapers designated by the Board of Directors and the website www.bnpparibas-am.com

Terms of subscription / conversion / redemption:

Subscription, redemption and conversion orders will be processed at an unknown net asset value in accordance with the rules set out below, only on Valuation Days, and the time mentioned is Luxembourg time.

Centralisation of orders ⁽²⁾	Orders Trade Date	NAV calculation and publication date	Orders Settlement Date
16:00 CET for STP orders 12:00 CET for non STP orders on the Valuation Day (D)	Valuation Day (D)	Day after the Valuation Day (D+1)	Maximum three bank business days after the Valuation Day (D+3) ⁽¹⁾

(1) *If the settlement day is a currency holiday, the settlement will occur the following business day.*

Each time the "Orders Settlement Date" occurs before or on the same day of the "NAV calculation and publication date", the "Orders Settlement Date" will instead happen the next bank business day following the "NAV calculation and publication date."

(2) *Centralisation for December 24 and 31 will be exceptionally advanced to 12:00 CET for STP orders due to an early closure of markets.*

Historical information:

Sub-fund launched on 27 March 1990 with the name "Japan" by split of the "East Growth Fund"

Renamed "Japan Quant" on 2 October 2000

Renamed "Japan" on 22 August 2003

Absorption on 22 August 2003 of the "Japan Equities" sub-fund of the Company

Absorption on 16 December 2004 of the "Floor 90Japan" sub-fund of the Company

Absorption on 30 June 2005 of the "Japan Shares" sub-fund of the CAIXA FUNDS

Absorption on 25 October 2007 of the "Japan Mid Cap" sub-fund of the Company

Absorption on 12 June 2008 of the "BNL Japan" sub-fund of the "BNL Global Funds" Irish fund

Absorption on 20 November 2008 of the "Japan" sub-fund of the sicav FUNDQUEST INTERNATIONAL

Renamed "Equity Japan" as from 1st September 2010

Absorption on 21 March 2011 of the "Equity Best Selection Japan" and "Equity Japan" sub-funds of the sicav BNP Paribas L1

"I-CAP" shares split by 1,000 on 6 June 2014

Absorption on 25 November 2016 of the "Equity Japan" sub-fund of the Belgian sicav BNP PARIBAS B FUND I

Current name as from 30 August 2019

Taxation:

Potential shareholders are recommended to seek full information in their country of origin, place of residence or domicile on the possible tax consequences associated with their investment.

BNP Paribas Funds Japan Small Cap short-named BNP Paribas Japan Small Cap

Investment objective

Increase the value of its assets over the medium term by investing primarily in Japanese small cap equities.

Investment policy

At all times, this sub-fund invests at least 75% of its assets in equities and/or equity equivalent securities issued by companies having market capitalisation lower than JPY 500 billion and that have their registered office or conduct a significant proportion of their business in Japan.

The remaining portion, namely a maximum of 25% of its assets, may be invested in any other transferable securities, money market instruments, provided that investments in debt securities of any kind do not exceed 15% of its assets, and up to 10% of its assets may be invested in UCITS or UCIs.

The sub-fund may hold ancillary liquid assets within the limits and conditions described in Book I, Appendix 1 – Eligible Assets, point 7.

Sustainable Investment policy

The Investment Manager applies BNP PARIBAS ASSET MANAGEMENT's Sustainable Investment Policy, which takes into account Environmental, Social and Governance (ESG) criteria in the investment process of the sub-fund, as set out in Book I.

The investment manager applies a non-financial analysis on a minimum of 75% of the assets of the sub-fund (excluding ancillary liquid assets) based on the internal Proprietary ESG scoring framework as indicated in Book I.

The average portfolio ESG score of the sub-fund is higher than the one of its investment universe.

Derivatives and Securities Financing Transactions

Core financial derivative instruments may be used for efficient portfolio management and hedging as described in points 2 and 3 of Appendix 2 of Book I.

Information relating to SFDR and Taxonomy Regulation

The sub-fund promotes environmental and / or social and governance characteristics in accordance with article 8 of SFDR, and it will have a minimum proportion of its assets considered as sustainable investments within the meaning of SFDR.

INFORMATION ABOUT THE ENVIRONMENTAL OR SOCIAL CHARACTERISTICS RELATING TO THIS SUB-FUND IS AVAILABLE IN THE ANNEX OF THE PROSPECTUS SET OUT IN BOOK III.

A summary of the commitments is also available in Appendix 5 of Book I.

Risk profile

Specific market risks:

- Concentration Risk
- Extra-Financial Criteria Investment Risk
- Equity Risk
- Liquidity Risk
- Small Cap, Specialised or Restricted Sectors Risk

For an overview of the generic risks, please refer to the Appendix 3 of the Book I of the Prospectus.

Investor type profile

This sub-fund is suitable for investors who:

- ✓ Are looking to add a single country holding to an existing diversified portfolio;
- ✓ Are willing to accept higher market risks in order to potentially generate higher long-term returns;
- ✓ Can accept significant temporary losses;
- ✓ Can tolerate volatility;
- ✓ Have an investment horizon of 5 years.

Accounting Currency

JPY

Fees payable by the sub-fund

Category	Management (max)	Performance (max)	Distribution (max)	Other (max)	TAB ⁽¹⁾
Classic	1.85%	No	none	0.40%	0.05%
N	1.85%	No	0.75%	0.40%	0.05%
Privilege	0.95%	No	none	0.25%	0.05%
I	0.95%	No	none	0.20%	0.01%
X	0.60% ⁽²⁾	No	none	0.20%	0.01%

(1) *Taxe d'abonnement. In addition, the Company may be subject to foreign UCI's tax, and/or other regulators levy, in the country where the sub-fund is registered for distribution.*

BNP Paribas Funds Japan Small Cap

short-named BNP Paribas Japan Small Cap

(2) *Paid in full to the non-group management entities only*

The complete list of shares offered is available on the website www.bnpparibas-am.com

For each active share, a KID is available on the website www.bnpparibas-am.com

Additional information

Valuation Day:

For each day of the week on which banks are open for business in Luxembourg (a "Valuation Day"), there is a corresponding NAV which is dated the same day, except if the Tokyo Stock Exchange is closed.

It is available at the Company's registered office, from local agents, and in any newspapers designated by the Board of Directors and the website www.bnpparibas-am.com

Terms of subscription / conversion / redemption:

Subscription, redemption and conversion orders will be processed at an unknown net asset value in accordance with the rules set out below, only on Valuation Days, and the time mentioned is Luxembourg time.

Centralisation of orders ⁽²⁾	Orders Trade Date	NAV calculation and publication date	Orders Settlement Date
16:00 CET for STP orders, 12:00 CET for non STP orders on the Valuation Day (D)	Valuation Day (D)	Day after the Valuation Day (D+1)	Maximum three bank business days after the Valuation Day (D+3) ⁽¹⁾

(1) *If the settlement day is a currency holiday, the settlement will occur the following business day.*

Each time the "Orders Settlement Date" occurs before or on the same day of the "NAV calculation and publication date", the "Orders Settlement Date" will instead happen the next bank business day following the "NAV calculation and publication date."

(2) *Centralisation for December 24 and 31 will be exceptionally advanced to 12:00 CET for STP orders due to an early closure of markets.*

Historical information:

Sub-fund launched on 30 September 1996 with the name "Japan Small Cap"

Renamed "Equity Japan Small Cap" as from 1st September 2010

"I-CAP" shares split by 1,000 on 6 June 2014

Current name as from 30 August 2019

Taxation:

Potential shareholders are recommended to seek full information in their country of origin, place of residence or domicile on the possible tax consequences associated with their investment.

BNP Paribas Funds Local Emerging Bond

short-named BNP Paribas Local Emerging Bond

Investment objective

Increase the value of its assets over the medium term by investing primarily in local emerging bonds.

Investment policy

This sub-fund invests at least 2/3 of its assets in bonds and debt securities or other similar securities issued by emerging countries (defined as non OECD countries prior to 1 January 1994 together with Turkey and Greece) or by companies that have their registered offices or conduct a majority of their business activities in these countries, and will try to take advantage of the currency fluctuations in these countries.

The remaining portion, namely a maximum of 1/3 of its assets, may be invested in any other transferable securities, money market instruments, and up to 10% of its assets may be invested in UCITS or UCIs.

In respect of the above investments limits, the sub-fund's investments into debt securities traded on the China Interbank Bond market and the Bond Connect may reach up to 25% of its assets.

It is actively managed and as such may invest in securities that are not included in the index J.P. Morgan GBI-EM Global Diversified* (the "benchmark"). Nevertheless, due to similar geographical and thematic constraints, investors should be aware that the sub-fund's risk and return profile may, from time to time, be comparable to the risk and return profile of the benchmark.

* with "J.P. Morgan Securities PLC" as Benchmark Index administrators. Since 1 January 2021, "J.P. Morgan Securities PLC" is considered as a "third country" UK administrator vis-à-vis the European Union and no longer appears on the Benchmark Register. The non-EU benchmarks are permitted to be used in the EU until the Regulation 2016/1011's transition period which has been extended to 31 December 2025. During this time "J.P. Morgan Securities PLC" can either be granted the UK "equivalence" by the European Union or "endorsement" or "recognition" as per Regulation 2016/1011.

In order to reduce risk, the Company and the Investment Manager will adopt a diversification strategy for this sub-fund:

- ✓ In terms of geographical region, investments will be limited to 25% of its assets per country, with an overall maximum of:
 - 100% in securities denominated in local currencies,
 - 70% in securities denominated in Hard Currencies,
- ✓ To reduce interest rate risk, the sub-fund may sell futures on developed market debt securities and in particular U.S. Treasury debt securities, particularly for hedging its exposure to USD-denominated fixed-rate emerging country debt.

Nevertheless, these transactions entered into for hedging purpose shall not result in a reduction or increase of the investment limits calculated for the sub-fund.

The risk of a transaction of this type is the inverse of the price difference between U.S. Treasury debt securities and "emerging country" USD-denominated debt ("country spread" increase).

The sub-fund may hold ancillary liquid assets within the limits and conditions described in Book I, Appendix 1 – Eligible Assets, point 7.

Sustainable Investment policy

The Investment Manager applies BNP PARIBAS ASSET MANAGEMENT's Sustainable Investment Policy, which takes into account Environmental, Social and Governance (ESG) criteria in the investment process of the sub-fund, as set out in Book I.

The sub-fund respects the Minimum Extra-Financial Analysis coverage rate, as set out in Book I.

The average portfolio ESG score of the sub-fund is higher than the one of its investment universe being emerging markets sovereign, quasi sovereign and corporate bonds in non-Hard Currency.

Derivatives and Securities Financing Transactions

Core financial derivative instruments, CDS, and Volatility Swap, may be used for efficient portfolio management and hedging as described in points 2 and 3 of Appendix 2 of Book I.

TRS* can be used as described on point 5 in Appendix 2 of Book I.

* TRS could be used for efficient portfolio management purposes with the objective of an efficient management of cash flows and better coverage of markets included in the reference investment universe of the sub-fund, such as but not limited to the J.P. Morgan GBI-EM Global Diversified. The investment universe of the aforesaid index is composed of emerging bonds. The rebalancing of the index (the last US business day of the month) does not involve any cost for the sub-fund. Additional details regarding the index can be sourced by emailing index.research@jpmorgan.com

Information relating to SFDR and Taxonomy Regulation

The sub-fund promotes environmental and / or social characteristics, provided that the companies in which the investments are made follow good governance practices, in accordance with article 8 of SFDR, and it will have a minimum proportion of its assets considered as sustainable investments within the meaning of SFDR.

INFORMATION ABOUT THE ENVIRONMENTAL OR SOCIAL CHARACTERISTICS RELATING TO THIS SUB-FUND IS AVAILABLE IN THE ANNEX OF THE PROSPECTUS SET OUT IN BOOK III.

A summary of the commitments is also available in Appendix 5 of Book I.

Risk profile

Specific market risks:

- Credit Risk
- Derivatives Risk
- Emerging Markets Risk
- Extra-Financial Criteria Investment Risk
- Risks related to investments in some countries

BNP Paribas Funds Local Emerging Bond

short-named BNP Paribas Local Emerging Bond

Specific risks related to investments in Mainland China

- Changes in PRC taxation risk
- Risk related to Direct CIBM Access
- Risk related to Bond Connect

For an overview of generic risks, please refer to the Appendix 3 of Book I of the Prospectus.

Investor type profile

This sub-fund is suitable for investors who:

- ✓ Are looking for a diversification of their investments in fixed income securities;
- ✓ Can accept low to medium market risks;
- ✓ Have an investment horizon of 5 years.

Accounting Currency

USD

Fees payable by the sub-fund

Category	Management (max)	Performance (max)	Distribution (max)	Other (max)	TAB ⁽¹⁾
Classic	1.40%	No	none	0.30%	0.05%
N	1.40%	No	0.50%	0.30%	0.05%
Privilege	0.70%	No	none	0.20%	0.05%
I	0.60%	No	none	0.17%	0.01%
X	none	No	none	0.17%	0.01%
B	1.40%	No	1.00%	0.30%	0.05%

(1) Taxe d'abonnement. In addition, the Company may be subject to foreign UCI's tax, and/or other regulators levy, in the country where the sub-fund is registered for distribution.

The complete list of shares offered is available on the website www.bnpparibas-am.com

For each active share, a KID is available on the website www.bnpparibas-am.com

Additional information

Valuation Day:

For each day of the week on which banks are open for business in Luxembourg (a "Valuation Day"), there is a corresponding NAV which is dated the same day.

It is available at the Company's registered office, from local agents, and in any newspapers designated by the Board of Directors and the website www.bnpparibas-am.com

Terms of subscription / conversion / redemption:

Subscription, redemption and conversion orders will be processed at an unknown net asset value in accordance with the rules set out below, only on Valuation Days, and the time mentioned is Luxembourg time.

Centralisation of orders ⁽²⁾	Orders Trade Date	NAV calculation and publication date	Orders Settlement Date
16:00 CET for STP orders, 12:00 CET for non STP orders on the Valuation Day (D)	Valuation Day (D)	Day after the Valuation Day (D+1)	Maximum three bank business days after the Valuation Day (D+3) ⁽¹⁾

(1) If the settlement day is a currency holiday, the settlement will occur the following business day.

Each time the "Orders Settlement Date" occurs before or on the same day of the "NAV calculation and publication date", the "Orders Settlement Date" will instead happen the next bank business day following the "NAV calculation and publication date".

(2) Centralisation for December 24 and 31 will be exceptionally advanced to 12:00 CET for STP orders due to an early closure of markets.

Historical information:

Sub-fund launched on 10 May 2006 in the sicav FORTIS L FUND (renamed BNP Paribas L1 on 1 August 2010) with the name "Bond World Emerging Local"

Transfer in the Company on 17 May 2013

"Classic H EUR", "Classic H SGD MD" and "IH EUR" categories renamed "Classic RH EUR", "Classic RH SGD MD" and "I RH EUR" on 1 May 2014

Merging of the "Classic GBP" class on 8 May 2015 into the "Classic-DIS" class of the sub-fund

Current name as from 30 August 2019

Absorption on 18 October 2019 of its "Bond World Emerging Local " feeder sub-fund of the sicav BNP Paribas L1

BNP Paribas Funds Local Emerging Bond
short-named BNP Paribas Local Emerging Bond

Taxation:

Potential shareholders are recommended to seek full information in their country of origin, place of residence or domicile on the possible tax consequences associated with their investment.

BNP Paribas Funds Multi-Asset Opportunities

short-named BNP Paribas Multi-Asset Opportunities

Investment objective

Increase the value of its assets over the medium-term by investing directly across all types of asset classes.

Benchmark

The sub-fund is actively managed without reference to an index.

Investment policy

In order to achieve the investment objective, the Investment Manager will take decisions based on assessing the economic cycle, macro variables, valuations and other factors. The sub-fund's portfolio allocation will be based on the Investment Manager's macro-economic views. The Investment Manager implements, on a discretionary manner, a diversified allocation strategy for the following asset classes:

Assets	Minimum	Maximum
Government Bonds	0%	90%
Money Market Instruments ⁽¹⁾	0%	80%
Equities	10%	75%
Investment Grade Bonds	0%	50%
High Yield Bonds	0%	30%
Emerging Market Debt	0%	30%
Real Estate Securities ⁽²⁾	0%	29%
Convertible Bonds	0%	20%
Floating rates securities	0%	20%
Structured Debt Securities	0%	20%
Commodities ⁽³⁾	0%	20%

In the event the portfolio ends up with any distressed securities as a result of a restructuring event or any event beyond the control of the company, the Investment Manager will assess the situation and, if he believes necessary, promptly adjust the composition of the portfolio in order to preserve the best interest of the shareholders. In any case, distressed securities will never represent more than 10% of the assets.

- (1) The sub-fund may be invested up to 90% of its assets in Money Market Instruments for defensive purposes on a temporary basis in case of exceptionally unfavourable market conditions.
- (2) Investments in eligible Real Estate ETF, shares of companies linked to Real Estate, eligible closed-ended REITs. The sub-fund does not invest in real estate directly.
- (3) The sub-fund does not invest directly in commodities. The exposure to commodities is obtained by investment in Exchange Trade Notes (ETN) for maximum 20% of the assets of the sub-fund, Exchange Traded Commodities (ETC) or commodity Futures indices via Total Return Swaps provided the fact that indices comply with ESMA/CSSF eligibility conditions. One of the commodity indices that might be used to get exposure to the commodities asset class through a TRS is Bloomberg Commodity ex-Agriculture and Livestock Capped 20/30 Total Return Index. Its investment universe is composed of listed Futures contracts on Commodities. This index is rebalanced monthly on 4th business day of the month, but this rebalancing does not involve any cost for the sub-fund. Additional details regarding the index are available on the website <https://www.bloomberg.com/professional/product/indices/bloombergcommodity-index-family/>

The sub-fund may be exposed to Mainland China up to 20% of the sub-fund's assets by investments in "China A Shares" via the Stock Connect, debt securities traded on the Bond Connect and the China Interbank Bond market.

The sub-fund may, from time to time, be partially exposed to the abovementioned asset classes through UCITS, UCIs and ETFs (up to 10% of the net asset value).

The sub-fund may hold ancillary liquid assets within the limits and conditions described in Book I, Appendix 1 – Eligible Assets, point 7.

Sustainable Investment policy

The Investment Manager applies BNP PARIBAS ASSET MANAGEMENT's Sustainable Investment Policy, which takes into account Environmental, Social and Governance (ESG) criteria in the investment process of the sub-fund as set out in Book I.

In order to meet its environmental and social characteristics and objectives, the investment manager applies a non-financial analysis on a minimum of 90% of the assets of the sub-fund (excluding ancillary liquid assets) based on the internal Proprietary ESG scoring framework as indicated in Book I.

The average portfolio ESG score of the sub-fund is higher than the one of its investment universe, being all the worldwide issuers.

BNP Paribas Funds Multi-Asset Opportunities

short-named BNP Paribas Multi-Asset Opportunities

Derivatives and Securities Financing Transactions

Core financial derivative instruments, CDS, warrants, TBA, and all other Swaps, may be used for efficient portfolio management and hedging as described in points 2 and 3 of Appendix 2 of Book I.

TRS* can be used as described on point 5 in Appendix 2 of Book I.

* One of the strategy index (The "Strategy Index") that might be used to get exposure to the sub-fund universe is iBoxx EUR Corporates Overall Total Return Index. Its investment universe is composed of investment grade fixed-income bonds issued by private corporations in the Eurozone. This index is rebalanced monthly after close of business on the last business day of the month, but this rebalancing does not involve any cost for the sub-fund. Additional details regarding the index is available on the website <https://ihsmarkit.com/products/iboxx.html#factsheets>

Information relating to SFDR and Taxonomy Regulation

The sub-fund promotes environmental and / or social characteristics, provided that the companies in which the investments are made follow good governance practices, in accordance with article 8 of SFDR, and it will have a minimum proportion of its assets considered as sustainable investments within the meaning of SFDR.

INFORMATION ABOUT THE ENVIRONMENTAL OR SOCIAL CHARACTERISTICS RELATING TO THIS SUB-FUND IS AVAILABLE IN THE ANNEX OF THE PROSPECTUS SET OUT IN BOOK III.

A summary of the commitments is also available in Appendix 5 of Book I.

Risk profile

Specific market risks:

- Commodity Related Exposure Risk
- Credit Risk
- Distressed Securities Risk
- Derivatives Risk
- Emerging Markets Risk
- Extra-Financial Criteria Investment Risk
- Equity Risk
- High Yield Bond Risk
- Liquidity Risk
- Risks related to investments in some countries
- Securitised Products Risk
- Warrant Risk

Specific risks related to investments in Mainland China

- Changes in PRC taxation risk
- Risks related to Stock Connect
- Risk related to Direct CIBM Access
- Risk related to Bond Connect

Risks related to investments in CNH share categories

For an overview of the generic risks, please refer to the Appendix 3 of the Book I of the Prospectus.

Investor type profile

This sub-fund is suitable for investors who:

- ✓ Are looking for a diversification of their investments through exposure to a range of asset classes, globally;
- ✓ Are willing to accept higher market risks in order to potentially generate higher long-term returns;
- ✓ Can accept significant temporary losses;
- ✓ Can tolerate medium to high volatility;
- ✓ Have an investment horizon of 5 years.

Accounting Currency

USD

Fees payable by the sub-fund

Category	Management (max)	Performance (max)	Distribution (max)	Other (max)	TAB ⁽¹⁾
Classic	1.25%	No	none	0.35%	0.05%
N	1.25%	No	0.75%	0.35%	0.05%
Privilege	0.65%	No	none	0.25%	0.05%
I	0.60%	No	none	0.20%	0.01%
X	none	No	none	0.20%	0.01%

BNP Paribas Funds Multi-Asset Opportunities
short-named BNP Paribas Multi-Asset Opportunities

Category	Management (max)	Performance (max)	Distribution (max)	Other (max)	TAB ⁽¹⁾
B	1.25%	No	1.00%	0.35%	0.05%

(1) *Taxe d'abonnement. In addition, the Company may be subject to foreign UCI's tax, and/or other regulators levy, in the country where the sub-fund is registered for distribution.*

The complete list of shares offered is available on the website www.bnpparibas-am.com

For each active share, a KID is available on the website www.bnpparibas-am.com

Additional information

Valuation Day:

For each day of the week on which banks are open for business in Luxembourg (a "Valuation Day"), there is a corresponding NAV which is dated the same day.

It is available at the Company's registered office, from local agents, and in any newspapers designated by the Board of Directors and the website www.bnpparibas-am.com.

Terms of subscription / conversion / redemption:

Subscription, redemption and conversion orders will be processed at an unknown net asset value in accordance with the rules set out below, only on Valuation Days, and the time mentioned is Luxembourg time.

Centralisation of orders ⁽²⁾	Orders Trade Date	NAV calculation and publication date	Orders Settlement Date
16:00 CET for STP orders, 12:00 CET for non STP orders on the Valuation Day (D)	Valuation Day (D)	Day after the Valuation Day (D+1)	Maximum three bank business days after the Valuation Day (D+3) ⁽¹⁾

(1) *If the settlement day is a currency holiday, the settlement will occur the following business day.*

Each time the "Orders Settlement Date" occurs before or on the same day of the "NAV calculation and publication date", the "Orders Settlement Date" will instead happen the next bank business day following the "NAV calculation and publication date."

(2) *Centralisation for December 24 and 31 will be exceptionally advanced to 12:00 CET for STP orders due to an early closure of markets.*

Historical information:

Sub-fund launched on 25 April 2016 with the name "Multi-Asset Income Emerging"

Renamed "Emerging Multi-Asset Income" on 30 August 2019

Current name as from 27 October 2023

Taxation:

Potential shareholders are recommended to seek full information in their country of origin, place of residence or domicile on the possible tax consequences associated with their investment.

BNP Paribas Funds Multi-Asset Thematic short-named BNP Paribas Multi-Asset Thematic

Investment objective

Increase the value of its assets over the medium term by investing primarily in thematic investments vehicles across multiple asset classes.

Benchmark

The sub-fund is actively managed without reference to an index.

Investment policy

This sub-fund aims at focusing on trends resulting from structural shifts in social and economic factors such as demography, environment, regulation or technology in order to express thematic investment views. Identification of securities with significant exposure to thematic investments are at the centre of the investment process. The weighting to the individual thematic investments in the portfolio may vary over time according to the evolution of market conditions and to reflect the anticipations of the Investment Manager.

Thematic investments are at the crossroad of asset allocation and security selection. As the Investment Manager digs into themes to identify the determinants of trends, he looks at internal risk factors (valuation, style) & external risk factors (market environment, short-term catalysts, economic and political developments). The Investment Manager meets at least weekly to discuss the portfolio allocation and is supported by a Macro Research & Strategy thematic committee that discusses the themes dynamics on a quarterly basis. The objective of the quarterly meeting is to foster continuous interactions between BNP Paribas Asset Management teams who manage thematic funds, optimize information flow, and assess the potential of each thematic in the current market situation.

In order to achieve the investment objective, the sub-fund will invest primarily in UCITS, UCIs, and/or ETFs to get exposures. When there is no eligible UCITS/UCI and/or ETF available to express a thematic view in a compelling way, the sub-fund may also use Total Return Swaps to gain exposure to specific thematic indices or stocks selections provided by third parties, or may directly invest in targeted assets.

The Investment Manager implements, on a discretionary manner, a diversified allocation strategy for the following asset classes:

- equities of all types, in all sectors and geographic areas,
- government bonds, including debts of emerging countries,
- corporate bonds, including bonds of companies located in emerging countries,
- commodities⁽¹⁾ (not directly but buying ETN or ETC on commodities or a commodities ETF or by buying a commodities futures index or TRS* providing that ETN and ETC will never represent more than 20% of the assets),
- listed real estate assets⁽²⁾,
- money market instruments.

⁽¹⁾ *The sub-fund does not hold commodities directly.*

⁽²⁾ *Investments in eligible Real Estate ETF, shares of companies linked to Real Estate, eligible closed-ended REITs. The sub-fund does not invest in real estate directly.*

The sub-fund may be exposed for maximum 50% of its assets on emerging markets.

Debt Securities will mainly have an Investment Grade rating and for maximum 20% of the assets a High Yield rating.

The sub-fund may hold ancillary liquid assets within the limits and conditions described in Book I, Appendix 1 – Eligible Assets, point 7.

Sustainable Investment policy

The Investment Manager applies BNP PARIBAS ASSET MANAGEMENT's Sustainable Investment Policy, which takes into account Environmental, Social and Governance (ESG) criteria in the investment process of the sub-fund, as set out in Book I.

The sub-fund is not classified as a Sustainable Thematic category as set out in section "Sustainable Investment Policy" of Book 1.

The sub-fund invests at least 75% of its assets (excluding ancillary liquid assets) in UCITS, UCIs and/or ETFs that are categorized as article 8 or article 9 according to SFDR.

Derivatives and Securities Financing Transactions

Core financial derivative instruments, CDS, may be used for efficient portfolio management and hedging as described in points 2 and 3 of Appendix 2 of Book I.

The Investment Manager is allowed to use financial derivative instruments, as described in Appendix 2 of Book I, and Exchange Traded Notes. TRS* can be used as described on point 5 in Appendix 2 of Book I.

* *One of the strategy index (The "Strategy Index") that might be used to get exposure to the sub-fund universe is MSCI ACWI IMI Disruptive Technologies Index. The Index seeks to capture the performance of companies that develop new technologies that potentially will impact many sectors. The Investment Manager focuses in the index objective on nine technologies that are, or could become disruptive: 3D printing, internet of things, cloud computing, fintech, digital payments, healthcare innovation, robotics, cybersecurity, clean energy and smart grids. The index aims to represent the performance of companies that are expected to derive significant revenues from the rapid transformation of our world based on these technologies. Additional details regarding the index is available on the website https://www.msci.com/eqb/methodology/meth_docs/MSCI_ACWI_IMI_Disruptive_Technology_Index.pdf*

Information relating to SFDR and Taxonomy Regulation

The sub-fund promotes environmental and / or social characteristics, provided that the companies in which the investments are made follow good governance practices, in accordance with article 8 of SFDR, and it will have a minimum proportion of its assets considered as sustainable investments within the meaning of SFDR.

INFORMATION ABOUT THE ENVIRONMENTAL OR SOCIAL CHARACTERISTICS RELATING TO THIS SUB-FUND IS AVAILABLE IN THE ANNEX OF THE PROSPECTUS SET OUT IN BOOK II.

A summary of the commitments is also available in Appendix 5 of Book I.

BNP Paribas Funds Multi-Asset Thematic

short-named BNP Paribas Multi-Asset Thematic

Risk profile

Specific market risks:

- Commodity Related Exposure Risk
- Credit Risk
- Derivatives Risk
- Emerging Markets Risk
- Extra-Financial Criteria Investment Risk
- Equity Risk
- High Yield Bond Risk
- Real Estate Related Exposure Risk

Risks related to investments in CNH share categories

For an overview of the generic risks, please refer to the Appendix 3 of the Book I of the Prospectus.

Investor type profile

This sub-fund is suitable for investors who:

- ✓ Are looking for a diversification of their investments through exposure to a range of asset classes, globally;
- ✓ Can accept medium market risks;
- ✓ Have an investment horizon of 3 years.

Accounting Currency

EUR

Fees payable by the sub-fund

Category	Management (max)	Performance (max)	Distribution (max)	Other (max)	TAB ⁽¹⁾
Classic	1.25%	No	none	0.35%	0.05%
N	1.25%	No	0.75%	0.35%	0.05%
Privilege	0.65%	No	none	0.25%	0.05%
I	0.60%	No	none	0.20%	0.01%
X	none	No	none	0.20%	0.01%

⁽¹⁾ *Taxe d'abonnement. In addition, the Company may be subject to foreign UCI's tax, and/or other regulators levy, in the country where the sub-fund is registered for distribution.*

Indirect fee: 0.50% maximum

The complete list of shares offered is available on the website www.bnpparibas-am.com

For each active share, a KID is available on the website www.bnpparibas-am.com

Additional information

Valuation Day:

For each day of the week on which banks are open for business in Luxembourg (a "Valuation Day"), there is a corresponding NAV which is dated the same day.

It is available at the Company's registered office, from local agents, and in any newspapers designated by the Board of Directors and the website www.bnpparibas-am.com

Terms of subscription / conversion / redemption:

Subscription, redemption and conversion orders will be processed at an unknown net asset value in accordance with the rules set out below, only on Valuation Days, and the time mentioned is Luxembourg time.

Conversion, either for subscription or for redemption, only authorised with the "Sustainable Multi-Asset Balanced", "Sustainable Multi-Asset Flexible", "Sustainable Multi-Asset Growth" and "Sustainable Multi-Asset Stability" sub-funds and between shares classes of the sub-fund.

Centralisation of orders ⁽²⁾	Orders Trade Date	NAV calculation and publication date	Orders Settlement Date
12:00 CET for STP orders, 10:00 CET for non STP orders on the Valuation Day (D)	Valuation Day (D)	Two days after the Valuation Day (D+2)	Maximum four bank business days after the Valuation Day (D+4) ⁽¹⁾

⁽¹⁾ *If the settlement day is a currency holiday, the settlement will occur the following business day. Each time the "Orders Settlement Date" occurs before or on the same day of the "NAV calculation and publication date", the "Orders Settlement Date" will instead happen the next bank business day following the "NAV calculation and publication date."*

⁽²⁾ *Centralisation for December 24 and 31 will be exceptionally advanced to 12:00 CET for STP orders due to an early closure of markets.*

BNP Paribas Funds Multi-Asset Thematic
short-named BNP Paribas Multi-Asset Thematic

Historical information:

Sub-fund launched on 17 May 2021

Absorption on 24 February 2022 of the "Europe Multi-Asset Income" sub-fund of the Company

Taxation:

Potential shareholders are recommended to seek full information in their country of origin, place of residence or domicile on the possible tax consequences associated with their investment.

BNP Paribas Funds Nordic Small Cap

short-named BNP Paribas Nordic Small Cap

Investment objective

Increase the value of its assets over the medium term by investing primarily in Nordic small cap equities.

Investment policy

At all times, this sub-fund invests at least 75% of its assets in equities and/or equity equivalent securities issued by companies having market capitalisation lower than the largest market capitalisation (observed at the beginning of each financial year) of the Carnegie Small CSX Return Nordic index* and that have their registered offices in the Nordic countries: Denmark, Finland, Iceland, Norway and Sweden.

* with "SIX Financial Information Nordic AB" as Benchmark Index administrator, registered in the Benchmark Register

The remaining portion, namely a maximum of 25% of its assets, may be invested in any other transferable securities, money market instruments, and also, within a limit of 15% of the assets, in debt securities of any kind and, within a limit of 10% of the assets, in UCITS or UCIs.

The sub-fund may hold ancillary liquid assets within the limits and conditions described in Book I, Appendix 1 – Eligible Assets, point 7.

Sustainable Investment policy

The Investment Manager applies BNP PARIBAS ASSET MANAGEMENT's Sustainable Investment Policy, which takes into account Environmental, Social and Governance (ESG) criteria in the investment process of the sub-fund, as set out in Book I.

The sub-fund respects the Minimum Extra-Financial Analysis coverage rate, as set out in Book I.

The average portfolio ESG score of the sub-fund is higher than the one of its investment universe.

The average portfolio GHG intensity of the sub-fund is improved by at least 15% compared to its investment universe.

Derivatives and Securities Financing Transactions

Core financial derivative instruments may be used for hedging only as described in points 2 and 3 of Appendix 2 of Book I.

Information relating to SFDR and Taxonomy Regulation

The sub-fund promotes environmental and / or social characteristics, provided that the companies in which the investments are made follow good governance practices, in accordance with article 8 of SFDR, and it will have a minimum proportion of its assets considered as sustainable investments within the meaning of SFDR.

INFORMATION ABOUT THE ENVIRONMENTAL OR SOCIAL CHARACTERISTICS RELATING TO THIS SUB-FUND IS AVAILABLE IN THE ANNEX OF THE PROSPECTUS SET OUT IN BOOK III.

A summary of the commitments is also available in Appendix 5 of Book I.

Risk profile

Specific market risks:

- Extra-Financial Criteria Investment Risk
- Equity Risk
- Liquidity Risk
- Small Cap, Specialised or Restricted Sectors Risk

For an overview of the generic risks, please refer to the Appendix 3 of the Book I of the Prospectus.

Investor type profile

This sub-fund is suitable for investors who:

- ✓ Are looking for a diversification of their investments in equities;
- ✓ Are willing to accept higher market risks in order to potentially generate higher long-term returns;
- ✓ Can accept significant temporary losses;
- ✓ Can tolerate volatility;
- ✓ Have an investment horizon of 5 years.

Accounting Currency

EUR

Fees payable by the sub-fund

Category	Management (max)	Performance (max)	Distribution (max)	Other (max)	TAB ⁽¹⁾
Classic	1.75%	No	none	0.40%	0.05%
N	1.75%	No	0.75%	0.40%	0.05%
Privilege	0.90%	No	none	0.25%	0.05%
I	0.85%	No	none	0.20%	0.01%
X	none	No	none	0.20%	0.01%

(1) *Taxe d'abonnement. In addition, the Company may be subject to foreign UCI's tax, and/or other regulators levy, in the country where the sub-fund is registered for distribution.*

The complete list of shares offered is available on the website www.bnpparibas-am.com

BNP Paribas Funds Nordic Small Cap

short-named BNP Paribas Nordic Small Cap

For each active share, a KID is available on the website www.bnpparibas-am.com

Additional information

Valuation Day:

For each day of the week on which banks are open for business in Luxembourg (a "Valuation Day"), there is a corresponding net asset value which is dated the same day.

It is available at the Company's registered office, from local agents, and in any newspapers designated by the Board of Directors and the website www.bnpparibas-am.com

Terms of subscription / conversion / redemption:

Subscription, redemption and conversion orders will be processed at an unknown net asset value in accordance with the rules set out below, only on Valuation Days, and the time mentioned is Luxembourg time.

Centralisation of orders ⁽²⁾	Orders Trade Date	NAV calculation and publication date	Orders Settlement Date
16:00 CET for STP orders, 12:00 CET for non STP orders on the Valuation Day (D)	Valuation Day (D)	Day after the Valuation Day (D+1)	Maximum three bank business days after the Valuation Day (D+3) ⁽¹⁾

(1) *If the settlement day is a currency holiday, the settlement will occur the following business day.*

Each time the "Orders Settlement Date" occurs before or on the same day of the "NAV calculation and publication date", the "Orders Settlement Date" will instead happen the next bank business day following the "NAV calculation and publication date."

(2) *Centralisation for December 24 and 31 will be exceptionally advanced to 12:00 CET for STP orders due to an early closure of markets.*

Historical information:

Sub-fund launched on 13 May 2009 with the name "Nordic Small Cap" in the sicav ALFRED BERG renamed BNP PARIBAS A FUND on 25 September 2013

Transfer in the Company on 31 January 2014 with the name "Equity Nordic Small Cap"

"I-CAP" shares split by 10 on 6 June 2014

Current name as from 30 August 2019

Taxation:

Potential shareholders are recommended to seek full information in their country of origin, place of residence or domicile on the possible tax consequences associated with their investment.

BNP Paribas Funds RMB Bond

short-named BNP Paribas RMB Bond

Investment objective

Increase the value of its assets over the medium term by investing primarily in Chinese sovereign and corporate bonds.

Benchmark

The Bloomberg China Treasury + Policy Bank (USD) benchmark is used for performance comparison only.

The sub-fund is not benchmark-constrained and its performance may deviate significantly from that of the benchmark.

Investment policy

This sub-fund invests at least 90% of its assets in Chinese sovereign bonds (including policy bank bonds), and Investment Grade credit bonds rated AA- or above by onshore rating agencies, issued or settled in RMB (both CNH and CNY), including but not limited to securities traded over the counter on the China interbank bond market, the Bond Connect and/or China exchange traded bond market on the Shanghai or Shenzhen stock exchanges, and in overnight deposit, and for maximum 20% of its assets in Investment Grade structured debt.

The remaining portion, namely a maximum of 10% of its assets, may be invested in convertible bonds and equities resulting from the possible conversions of convertible bonds, money market instruments denominated in RMB, and in other UCITS or UCIs.

The sub-fund may hold ancillary liquid assets within the limits and conditions described in Book I, Appendix 1 – Eligible Assets, point 7.

Sustainable Investment policy

The Investment Manager applies BNP PARIBAS ASSET MANAGEMENT's Sustainable Investment Policy, which takes into account Environmental, Social and Governance (ESG) criteria in the investment process of the sub-fund, as set out in Book I.

The investment manager applies a non-financial analysis on a minimum of 75% of the assets of the sub-fund (excluding ancillary liquid assets) based on the internal Proprietary ESG scoring framework as indicated in Book I.

At least 20% of the investment universe is eliminated based on low ESG scores and/or sector exclusions.

Derivatives and Securities Financing Transactions

Core financial derivative instruments may be used for efficient portfolio management and hedging purposes, as described in points 2 and 3 of Appendix 2 of Book I.

Information relating to SFDR and Taxonomy Regulation

The sub-fund promotes environmental and / or social characteristics, provided that the companies in which the investments are made follow good governance practices, in accordance with article 8 of SFDR, and it will have a minimum proportion of its assets considered as sustainable investments within the meaning of SFDR.

INFORMATION ABOUT THE ENVIRONMENTAL OR SOCIAL CHARACTERISTICS RELATING TO THIS SUB-FUND IS AVAILABLE IN THE ANNEX OF THE PROSPECTUS SET OUT IN BOOK III.

A summary of the commitments is also available in Appendix 5 of Book I.

Risk profile

Specific market risks:

- Credit Risk
- Derivatives Risk
- Extra-Financial Criteria Investment Risk
- Emerging Markets risk
- Risks related to Investments in some countries
- Securitised Product Risk

Specific risks related to investments in Mainland China:

- Changes in PRC taxation risk
- Risks related to FII investments
- Risk related to Direct CIBM Access
- Risk related to Bond Connect

Risks related to investments in CNH share categories

For an overview of the generic risks, please refer to the Appendix 3 of the Book I of the Prospectus.

Investor type profile

This sub-fund is suitable for investors who:

- ✓ Are looking for a diversification of their investments in fixed income securities;
- ✓ Can accept low to medium market risks;
- ✓ Have an investment horizon of 3 years.

Accounting Currency

USD

BNP Paribas Funds RMB Bond
short-named BNP Paribas RMB Bond

Fees payable by the sub-fund

Category	Management (max)	Performance (max)	Distribution (max)	Other (max)	TAB ⁽¹⁾
Classic	1.00%	No	none	0.30%	0.05%
N	1.00%	No	0.50%	0.30%	0.05%
Privilege	0.50%	No	none	0.20%	0.05%
I	0.40%	No	none	0.17%	0.01%
X	none	No	none	0.17%	0.01%

(1) Taxe d'abonnement. In addition, the Company may be subject to foreign UCI's tax, and/or other regulators levy, in the country where the sub-fund is registered for distribution.

The complete list of shares offered is available on the website www.bnpparibas-am.com

For each active share, a KID is available on the website www.bnpparibas-am.com

Additional information**Valuation Day:**

For each day of the week on which banks are open for business in Luxembourg (a "Valuation Day"), there is a corresponding NAV which is dated the same day, except if the Shanghai or Shenzhen Stock Exchanges are closed.

It is available at the Company's registered office, from local agents, and in any newspapers designated by the Board of Directors and the website www.bnpparibas-am.com

Terms of subscription / conversion / redemption:

Subscription, redemption and conversion orders will be processed at an unknown net asset value in accordance with the rules set out below, only on Valuation Days, and the time mentioned is Luxembourg time.

Centralisation of orders ⁽²⁾	Orders Trade Date	NAV calculation and publication date	Orders Settlement Date
16:00 CET for STP orders, 12:00 CET for non STP orders on the Valuation Day (D)	Valuation Day (D)	Day after the Valuation Day (D+1)	Maximum three bank business days after the Valuation Day (D+3) ⁽¹⁾

(1) If the settlement day is a currency holiday, the settlement will occur the following business day.

Each time the "Orders Settlement Date" occurs before or on the same day of the "NAV calculation and publication date", the "Orders Settlement Date" will instead happen the next bank business day following the "NAV calculation and publication date".

(2) Centralisation for December 24 and 31 will be exceptionally advanced to 12:00 CET for STP orders due to an early closure of markets.

Historical information:

Sub-fund launched on 12 November 2010 in the SICAV-AIF FLEXIFUND with the name "Bond RMB"

Transfer in the Company on 28 November 2016

Current name as from 30 August 2019

Taxation:

Potential shareholders are recommended to seek full information in their country of origin, place of residence or domicile on the possible tax consequences associated with their investment.

BNP Paribas Funds Russia Equity short-named BNP Paribas Russia Equity

Investment objective

Increase the value of its assets over the medium term by investing primarily in Russian equities.

Investment policy

At all times, this sub-fund invests at least 75% of its assets in equities and/or equity equivalent securities issued by companies that have their registered offices or conduct the majority of their business activities in Russia.

The remaining portion, namely a maximum of 25% of its assets, may be invested in any other transferable securities and money market instruments, provided that investments in debt securities of any kind do not exceed 15% of its assets, and up to 10% of its assets may be invested in UCITS or UCIs.

The sub-fund may hold ancillary liquid assets within the limits and conditions described in Book I, Appendix 1 – Eligible Assets, point 7.

Sustainable Investment policy

The Investment Manager applies BNP PARIBAS ASSET MANAGEMENT's Sustainable Investment Policy, which takes into account Environmental, Social and Governance (ESG) criteria in the investment process of the sub-fund as set out in Book I.

The sub-fund respects the Minimum Extra-Financial Analysis coverage rate, as set out in Book I.

The average portfolio ESG score of the sub-fund is higher than the one of its investment universe.

Derivatives and Securities Financing Transactions

Core financial derivative instruments may be used for hedging only as described in points 2 and 3 of Appendix 2 of Book I.

Information relating to SFDR and Taxonomy Regulation

The sub-fund promotes environmental and / or social characteristics, provided that the companies in which the investments are made follow good governance practices, in accordance with article 8 of SFDR, and it does not commit to make any sustainable investment within the meaning of SFDR.

INFORMATION ABOUT THE ENVIRONMENTAL OR SOCIAL CHARACTERISTICS RELATING TO THIS SUB-FUND IS AVAILABLE IN THE ANNEX OF THE PROSPECTUS SET OUT IN BOOK III.

A summary of the commitments is also available in Appendix 5 of Book I.

Risk profile

Specific market risks:

- Emerging Markets Risk
- Extra-Financial Criteria Investment Risk
- Equity Risk
- Liquidity Risk
- Risks Related to Investments in Some Countries
- Small Cap, Specialised or Restricted Sectors Risk

For an overview of generic risks, please refer to the Appendix 3 of Book I of the Prospectus.

Investor type profile

This sub-fund is suitable for investors who:

- ✓ Are looking to add a single country holding to an existing diversified portfolio;
- ✓ Are willing to accept higher market risks in order to potentially generate higher long-term returns;
- ✓ Can accept significant temporary losses;
- ✓ Can tolerate volatility;
- ✓ Have an investment horizon of 6 years.

Accounting Currency

EUR

Fees payable by the sub-fund

Category	Management (max)	Performance (max)	Distribution (max)	Other (max)	TAB ⁽¹⁾
Classic	1.75%	No	none	0.40%	0.05%
N	1.75%	No	0.75%	0.40%	0.05%
Privilege	0.90%	No	none	0.25%	0.05%
I	0.90%	No	none	0.20%	0.01%
X	none	No	none	0.20%	0.01%
B	1.75%	No	1.00%	0.40%	0.05%

(1) *Taxe d'abonnement. In addition, the Company may be subject to foreign UCI's tax, and/or other regulators levy, in the country where*

BNP Paribas Funds Russia Equity

short-named BNP Paribas Russia Equity

the sub-fund is registered for distribution.

The complete list of shares offered is available on the website www.bnpparibas-am.com
For each active share, a KID is available on the website www.bnpparibas-am.com

Additional information

Valuation Day:

For each day of the week on which banks are open for business in Luxembourg (a "Valuation Day"), there is a corresponding NAV which is dated the same day, except if the London and/or Moscow Stock Exchanges are closed.

It is available at the Company's registered office, from local agents, and in any newspapers designated by the Board of Directors and the website www.bnpparibas-am.com.

Terms of subscription / conversion / redemption:

Subscription, redemption and conversion orders will be processed at an unknown net asset value in accordance with the rules set out below, only on Valuation Days, and the time mentioned is Luxembourg time.

Centralisation of orders ⁽²⁾	Orders Trade Date	NAV calculation and publication date	Orders Settlement Date
16:00 CET for STP orders, 12:00 CET for non STP orders on the Valuation Day (D)	Valuation Day (D)	Day after the Valuation Day (D+1)	Maximum three bank business days after the Valuation Day (D+3) ⁽¹⁾

(1) *If the settlement day is a currency holiday, the settlement will occur the following business day.*

Each time the "Orders Settlement Date" occurs before or on the same day of the "NAV calculation and publication date", the "Orders Settlement Date" will instead happen the next bank business day following the "NAV calculation and publication date."

(2) *Centralisation for December 24 and 31 will be exceptionally advanced to 12:00 CET for STP orders due to an early closure of markets.*

Historical information:

Sub-fund launched with the name "Equity Russia" on 17 February 2007 in the sicav FORTIS L FUND (renamed BNP Paribas L1 on 1 August 2010)

Absorption on 17 November 2008 of the "Russia Equity Fund" sub-fund of the sicav ABN AMRO Funds

Transfer in the Company on 17 May 2013

Current name as from 30 August 2019

Absorption on 11 October 2019 of the "Equity Russia Opportunities" sub-fund of the Company

Taxation:

Potential shareholders are recommended to seek full information in their country of origin, place of residence or domicile on the possible tax consequences associated with their investment.

BNP Paribas Funds Seasons

short-named BNP Paribas Seasons

Investment objective

The sub-fund investment objective is first to increase the value of its assets over the medium term through participation in the performance of the Eurozone equity markets and, second, to minimize the risk of a decrease in the sub-fund's net asset value.

The sub-fund will be managed under portfolio insurance techniques that aim to adjust a "low risk asset" and a "risky asset" exposure, taking into consideration capital protection constraints and market anticipations from the Investment Manager.

Investment policy

The sub-fund is first invested into "low risk asset" to support the NAV protection level defined as the Guaranteed NAV described below.

It consists in an investment in a portfolio of equity securities (at least 75% of the assets of the sub-fund) the performance of which is swapped against a monetary rate performance through the use of TRS*, in UCITS (including UCITS ETF hedged against their reference benchmark) or UCIs and in money market and short term instruments denominated in Euro with a maturity no longer than 18 months (up to 25% of the assets of the sub-fund).

The part of the portfolio available once the NAV protection parameters have been taken into account is invested into "risky asset" to support the performance.

It provides exposure to the Eurozone equity markets through a dynamic options, warrants, and /or future trading strategy and through UCITS or UCIs.

At least, 75% of the assets of the sub-fund will be invested at all times, directly and indirectly, in equities issued by companies that have their registered office in a member country of the European Economic Area, other than non-cooperative countries in the fight against fraud and tax evasion.

Investments in UCITS or UCIs do not exceed 10% of the assets of the sub-fund.

In addition, BNP Paribas ("the Guarantor") commits towards the Company to, for this sub-fund and for each quarter (each season), that the NAV of a share class is at least equal to 80% of the NAV (excluding dividends, the case being) of that same share class (the "Guaranteed NAV") observed 12 months ago which qualifies as an observation date (the "Observation Date"), provided that the share class is effectively launched 12 months ago at this Observation Date or before.

With regards to the guarantee, each 3rd Friday of March (spring), June (summer), September (autumn) and December (winter) is named an Observation Date. If one of these dates is not a bank business day in Luxembourg, and/or an open day on the Eurex** options market, the corresponding Observation Date will be the preceding open day on Eurex which is also a bank business day in Luxembourg.

* TRS help, on a continuous basis, as described on point 5 in Appendix 2 of Book I the sub-fund to build efficiently the non-risky, while allowing to comply with some fiscal requirement of clients (such as PEA eligibility in France). Therefore, the minimum weight of our TRS is a legal minimum of 75%. In case of a monetization, we could use 100% of money market product, so the TRS could be 100%.

** for information, read the website: <https://www.eurex.com/ex-en/markets/equ/opt>.

The sub-fund may hold ancillary liquid assets within the limits and conditions described in Book I, Appendix 1 – Eligible Assets, point 7.

Sustainable Investment policy

The Investment Manager applies BNP PARIBAS ASSET MANAGEMENT's Sustainable Investment Policy, which takes into account Environmental, Social and Governance (ESG) criteria in the investment process of the sub-fund as set out in Book I.

The sub-fund respects the Minimum Extra-Financial Analysis coverage rate, as set out in Book I.

The average portfolio ESG score of the sub-fund is higher than the one of its investment universe, being companies that have their registered office in a member country of the European Economic Area.

Guarantee

A guarantee (the "Guarantee") is granted to the sub-fund by BNP Paribas acting as guarantor ("the Guarantor"), pursuant to which this Guarantor commits on a quarterly basis that the NAV of a share class is at least equal to 80% of the NAV of that same share class (the "Guaranteed NAV") observed 12 months ago which qualifies as an observation date (the "Observation Date").

1. Guarantee eligibility

If the Guaranteed NAV is greater than the NAV on such date, and upon written call of the Management Company (the "Call"), the Guarantor will promptly pay to the sub-fund, the complementary amount necessary to increase the NAV of this share class up to the Guaranteed NAV (excluding dividends, the case being) (the "Complementary Amount").

Any redemption order received on a date which is not an Observation Date will not benefit from the Guaranteed NAV mechanism.

2. Duration of the guarantee

An "Observation Date" occurs quarterly, each 3rd Friday of March, of June, of September and of December of the year.

This Guarantee is granted for a five years period. Every year, on each December Observation Date, and starting from December 2018, this five (5) years period will be tacitly extended for subsequent one-year periods afterwards, so as, the Guarantee has at any time always a remaining duration of at least five (5) years at each December Observation Date.

The Guarantor may decide to terminate the guarantee in the following circumstances:

- If the sub-fund is merged with another UCI;
- If the investment policy has changed without approval of the Guarantor;
- At each December Observation Date by giving a written prior notice of at least 3 months to oppose to tacit extension.

If the Guarantor decides to terminate the Guarantee, the shareholders of the sub-fund will be informed of such termination and of the date of termination of the Guarantee with a one month notice.

In case of termination of the guarantee, the Company may decide:

- To continue the sub-fund with new features;
- To merge the sub-fund into a similar other sub-fund;
- To liquidate the sub-fund.

BNP Paribas Funds Seasons

short-named BNP Paribas Seasons

3. Guaranteed NAV settings

Each comparison between a Guaranteed NAV and a current NAV ("Guarantee assessment") is due at a specific Observation Date whatever the date of subscription of this share is. The following Guaranteed NAV may be higher or lower than previous Guaranteed NAV.

Shareholders of the sub-fund who ask for the redemption of their shares on any Observation Date, will see their redemption orders based on a redemption price at least equal to 80% of the NAV (excluding dividends, the case being) of the share class they are redeeming from (the Guaranteed NAV) observed on the 3rd Friday of the same month 12 months ago (the Observation Date).

If a share class has distributed some dividends since the relevant Observation Date 12 months ago (excluded) and until the current Observation Date (included), these dividends will be added to the current NAV for the Guarantee assessment."

Therefore, if the NAV dated on an Observation Date is valued at 100 Euros, the NAV dated on the Observation Date 12 months later will be at least equal to 80 Euros (the Guaranteed NAV).

And, if the NAV dated on an Observation Date 12 months ago was valued at 100 Euros, and the share class distributes twice 0.25 Euros until the current Observation Date, the NAV dated on the current Observation Date is at least equal to 79.50 Euros (such as being at least equal to 80.00 Euros when adding the two dividends of 0.25 Euros: $79.50 + 0.25 + 0.25 = 80.00$ Euros).

4. Tax consequences

Regulation changes occurring after the sub-fund launch date, retroactive or not, may directly or indirectly generate subsequent expenses and/or income decrease. In such case the Guarantor may reduce the sums owed under the Guarantee in proportion of the net asset value decrease in relation to this new tax environment.

The Company shall notify the sub-fund shareholders in case of a change in the applicable tax regulation which would have a detrimental impact on the NAV and subsequently on the Guarantee

5. Guarantor payment

Guarantor's remuneration is part of the fees paid to the Management Company.

Shareholder can find all the necessary information on protection level and relevant Observation Dates on the management company website: www.bnpparibas-am.com.

Information relating to SFDR and Taxonomy Regulation

The sub-fund promotes environmental and / or social characteristics, provided that the companies in which the investments are made follow good governance practices, in accordance with article 8 of SFDR, and it does not commit to make any sustainable investment within the meaning of SFDR.

INFORMATION ABOUT THE ENVIRONMENTAL OR SOCIAL CHARACTERISTICS RELATING TO THIS SUB-FUND IS AVAILABLE IN THE ANNEX OF THE PROSPECTUS SET OUT IN BOOK III.

A summary of the commitments is also available in Appendix 5 of Book I.

Risk profile

Specific market risks:

- Derivatives Risk
- Extra-Financial Criteria Investment Risk
- Equity Risk

For an overview of generic risks, please refer to the Appendix 3 of Book I of the Prospectus.

Investor type profile

This sub-fund is suitable for investors who:

- ✓ want to minimise the risk of a decrease in the sub-fund's net asset value;
- ✓ Have an investment horizon of 5 years.

Accounting Currency

EUR

Fees payable by the sub-fund

Category	Management (max)	Performance (max)	Distribution (max)	Other (max)	TAB ⁽¹⁾
Classic	1.00%	No	none	0.12%	0.05%
Privilege	0.50%	No	none	0.12%	0.05%
I	0.50%	No	none	0.12%	0.01%
K	1.00%	No	0.75%	0.12%	0.05%
N	1.00%	No	0.50%	0.12%	0.05%
X	None	No	none	0.12%	0.01%

(1) Taxe d'abonnement. In addition, the Company may be subject to foreign UCI's tax, and/or other regulators levy, in the country where the sub-fund is registered for distribution.

The complete list of shares offered is available on the website www.bnpparibas-am.com

For each active share, a KID is available on the website www.bnpparibas-am.com

BNP Paribas Funds Seasons

short-named BNP Paribas Seasons

Additional information

Valuation Day:

For each day of the week on which banks are open for business in Luxembourg (a "Valuation Day"), there is a corresponding NAV which is dated the same day.

It is available at the Company's registered office, from local agents, and in any newspapers designated by the Board of Directors and the website www.bnpparibas-am.com

Terms of subscription / conversion / redemption:

Subscription, redemption and conversion orders will be processed at an unknown net asset value in accordance with the rules set out below, only on Valuation Days, and the time mentioned is Luxembourg time.

No authorised conversion, either for subscription or for redemption, with other sub-funds; Remain possible, if authorised, between shares classes of the sub-fund.

Centralisation of orders	Orders Trade Date	NAV calculation and publication date	Orders Settlement Date
12:00 CET on the Valuation Day (D)	Valuation Day (D)	Day after the Valuation Day (D+1)	Maximum three bank business days after the Valuation Day (D+3) ⁽¹⁾

(1) If the settlement day is a currency holiday, the settlement will occur the following business day.

(2) Each time the "Orders Settlement Date" occurs before or on the same day of the "NAV calculation and publication date", the "Orders Settlement Date" will instead happen the next bank business day following the "NAV calculation and publication date".

Historical information:

Sub-fund launched on 17 November 2017 into the sicav BNP Paribas L1

Absorption on 11 December 2018 of the French Common Funds BNP PARIBAS ACTIONS EUR PROTÉGÉ and BNP PARIBAS ACTIONS MONDE PROTÉGÉ

Absorption on 17 December 2018 of the "STEP 90 Euro" sub-fund of the Company

Transfer into the Company on 13 September 2019

Taxation:

Potential shareholders are recommended to seek full information in their country of origin, place of residence or domicile on the possible tax consequences associated with their investment.

BNP Paribas Funds SMaRT Food

short-named BNP Paribas SMaRT Food

Investment objective

SmaRT means Sustainably Manufactured and Responsibly Transformed.

Increase the value of its assets over the medium term by investing in global sustainable food value chain companies which aim at helping or accelerating the transition to a more sustainable economy.

Investment policy

This thematic sub-fund aims to invest in global companies within the sustainable food value chain that are delivering solutions to environmental and nutritional challenges.

At all times, this sub-fund invests at least 75% of its assets in equities and/or equity equivalent securities issued by global companies that conduct a significant proportion of their business in the food supply chain and related or connected sectors with sustainable activities and processes. The food value chain includes but is not limited to, growers and inputs, technology and logistics, food safety, sustainable packaging, distribution, basic foods and ingredients, value added foods.

The remaining portion, namely a maximum of 25% of its assets may be invested in any other transferable securities (including P-Notes), money market instruments, and also, within a limit of 15% of the assets, in debt securities of any kind and, within a limit of 10% of the assets, in UCITS or UCIs.

In respect of the above investments limits, the sub-fund's investments into "China A-Shares" via the Stock Connect may reach up to 20% of its assets.

The sub-fund may be exposed to emerging markets up to 30% of its assets, including exposure to China.

The sub-fund may hold ancillary liquid assets within the limits and conditions described in Book I, Appendix 1 – Eligible Assets, point 7.

Sustainable Investment policy

The Investment Manager applies BNP PARIBAS ASSET MANAGEMENT's Sustainable Investment Policy, which takes into account Environmental, Social and Governance (ESG) criteria in the investment process of the sub-fund as set out in Book I.

The ESG analysis applies to at least 90% of the issuers in the portfolio (excluding ancillary liquid assets) and along with its thematic focus leads to a reduction of at least 20% of the investment universe, being companies belonging to the food supply chain. This approach is supported by an active program of engagement with companies on a range of ESG factors, as well as proxy voting.

Environmental contribution and reporting* is also undertaken to provide post-investment evidence of the intention to help accelerate the transition to a more sustainable economy.

* *The extra financial report is available on the following link: BNP Paribas SmaRT Food (bnpparibas-am.com).*

Derivatives and Securities Financing Transactions

Core financial derivative instruments may be used for hedging only as described in points 2 and 3 of Appendix 2 of Book I.

Information relating to SFDR and Taxonomy Regulation

The sub-fund has a sustainable investment objective in accordance with article 9 of SFDR and it will make a minimum of sustainable investments with environmental objectives and/or social objectives.

INFORMATION ABOUT SUSTAINABLE INVESTMENT RELATING TO THIS SUB-FUND IS AVAILABLE IN THE ANNEX OF THE PROSPECTUS SET OUT IN BOOK III.

A summary of the commitments is also available in Appendix 5 of Book I.

Risk profile

Specific market risks:

- Concentration Risk
- Emerging Markets Risk
- Extra-Financial Criteria Investment Risk
- Equity Risk
- Liquidity Risk

Specific risks related to investments in Mainland China

- Changes in PRC taxation risk
- Risks related to Stock Connect

For an overview of generic risks, please refer to the Appendix 3 of Book I of the Prospectus.

Investor type profile

This sub-fund is suitable for investors who:

- ✓ Are looking for a diversification of their investments in equities;
- ✓ Are willing to accept higher market risks in order to potentially generate higher long-term returns;
- ✓ Can accept significant temporary losses;
- ✓ Can tolerate volatility;
- ✓ Have an investment horizon of 5 years.

BNP Paribas Funds SMaRT Food
short-named BNP Paribas SMaRT Food

Accounting Currency

EUR

Fees payable by the sub-fund

Category	Management (max)	Performance (max)	Distribution (max)	Other (max)	TAB ⁽¹⁾
Classic	1.75%	No	none	0.40%	0.05%
N	1.75%	No	0.75%	0.40%	0.05%
Privilege	0.90%	No	none	0.25%	0.05%
I	0.85%	No	none	0.20%	0.01%
I Plus	0.70%	No	none	0.20%	0.01%
X	0.60% ⁽²⁾	No	none	0.20%	0.01%
U	1.75%	No	none	0.40%	0.05%
UP	0.90%	No	none	0.25%	0.05%
K	1.75%	No	0.75%	0.40%	0.05%

(1) *Taxe d'abonnement. In addition, the Company may be subject to foreign UCI's tax, and/or other regulators levy, in the country where the sub-fund is registered for distribution.*

(2) *Paid in full to the non-group management entities only*

The complete list of shares offered is available on the website www.bnpparibas-am.com

For each active share, a KID is available on the website www.bnpparibas-am.com

Additional information**Valuation Day:**

For each day of the week on which banks are open for business in Luxembourg (a "Valuation Day"), there is a corresponding NAV which is dated the same day.

It is available at the Company's registered office, from local agents, and in any newspapers designated by the Board of Directors and the website www.bnpparibas-am.com

Terms of subscription / conversion / redemption:

Subscription, redemption and conversion orders will be processed at an unknown net asset value in accordance with the rules set out below, only on Valuation Days, and the time mentioned is Luxembourg time.

Centralisation of orders ⁽²⁾	Orders Trade Date	NAV calculation and publication date	Orders Settlement Date
16:00 CET for STP orders, 12:00 CET for non STP orders on the Valuation Day (D)	Valuation Day (D)	Day after the Valuation Day (D+1)	Maximum three bank business days after the Valuation Day (D+3) ⁽¹⁾

(1) *If the settlement day is a currency holiday, the settlement will occur the following business day.*

Each time the "Orders Settlement Date" occurs before or on the same day of the "NAV calculation and publication date", the "Orders Settlement Date" will instead happen the next bank business day following the "NAV calculation and publication date."

(2) *Centralisation for December 24 and 31 will be exceptionally advanced to 12:00 CET for STP orders due to an early closure of markets.*

Historical information:

Sub-fund launched on 15 April 2015

Absorption on 18 October 2019 of its "SmaRT Food" feeder sub-fund of the sicav BNP Paribas L1

Taxation:

Potential shareholders are recommended to seek full information in their country of origin, place of residence or domicile on the possible tax consequences associated with their investment.

BNP Paribas Funds Social Bond

short-named BNP Paribas Social Bond

Investment objective

Increase the value of its assets over the medium term by investing primarily in debt securities issued by entities supporting social and sustainable related projects and while integrating ESG criteria all along our investment process.

Benchmark

The Bloomberg Global Treasury Euro Hedged 3-7 years benchmark is used for performance comparison only.
The sub-fund is not benchmark-constrained and its performance may deviate significantly from that of the benchmark.

Investment policy

This thematic sub-fund aims at investing in bonds issued by entities supporting projects with positive social and sustainable outcomes. The sub-fund invests at least 3/4 of its assets in Social Bonds and Sustainability Bonds denominated in Hard Currencies. Social Bonds and Sustainability Bonds are bonds issued by issued by corporate, supranational sovereign agencies, local entities and/or governments.

The investment universe of this sub-fund is made up of Social Bonds and Sustainability Bonds, as laid out in Book I. Furthermore, Social Bonds and Sustainability Bonds are assessed against BNP Paribas Asset Management Sustainability Centre's proprietary social bond & sustainability bond assessment methodology. Issuers with poor ESG practices and policies, and issuers with severe ESG controversies are excluded. Social bonds and sustainability bonds may be excluded if the use of proceeds are not aligned with our taxonomy of eligible activities or having high negative externalities. In general, our proprietary social bond & sustainability bond assessment methodology provides the following recommendations:

- Positive: bonds having a good score
- Neutral: bonds having a medium score
- Negative: bonds having a poor score

The Investment Manager may not invest in Social Bonds and Sustainability Bonds with a negative recommendation.

The remaining portion, namely a maximum of 1/4 of its assets, may be invested in:

- Microfinance up to 10% of the assets through UCITS and/or UCIs
- Bonds from issuers considered as having a social purpose, as defined by the BNP Paribas Asset Management Sustainability Centre
- Bonds from issuers with sufficiently high social practices as defined by the BNP Paribas Asset Management Sustainability Centre
- Money market instruments,
- UCITS or UCIs up to 10% of the assets.

The sub-fund may invest in High Yield bonds rated above B- (S&P or equivalent) up to 20%, in perpetual callable bonds up to 20%, and in unrated bonds up to 20%, of the assets

After hedging, the sub-fund's exposure to currencies other than EUR may not exceed 5%.

The sub-fund may hold ancillary liquid assets within the limits and conditions described in Book I, Appendix 1 – Eligible Assets, point 7.

Sustainable Investment policy

The Investment Manager applies BNP PARIBAS ASSET MANAGEMENT's Sustainable Investment Policy, which takes into account Environmental, Social and Governance (ESG) criteria in the investment process of the sub-fund as set out in Book I.

The investment manager applies a non-financial analysis on a minimum of 90% of the assets of the sub-fund (excluding ancillary liquid assets) based on the internal Proprietary ESG scoring framework as indicated in Book I.

The objective is deliberately to allocate capital towards projects, activities, assets, or companies that deliver positive social and sustainable outcomes. The sub-fund achieves this objective by investing in social bonds and sustainability bonds that are validated by the Sustainability Centre of BNPP AM. Social bonds' proceeds are used for projects, assets, and/or activities that deliver benefits towards some social objective(s) (e.g. access to essential services, access to basic infrastructure, supporting SMEs to generate employment). Sustainability bonds' proceeds are used for projects, assets, and/or activities that deliver benefits towards some environmental and social objective(s) (e.g. solutions for climate change, access to essential services, access to basic infrastructure). The sub-fund also achieves this objective by investing in bonds from issuers with a strong social profile as validated by the Sustainability Centre of BNPP AM. These issuers can be governmental agencies with a mission to provide unemployment insurance, or supranational entities with a development mandate, or companies that have good social practices (e.g. fairer representation of women at management levels).

Derivatives and Securities Financing Transactions

Core financial derivative instruments, and CDS may be used for efficient portfolio management and hedging as described in points 2 and 3 of Appendix 2 of Book I.

Information relating to SFDR and Taxonomy Regulation

The sub-fund has a sustainable investment objective in accordance with article 9 of SFDR and it will make a minimum of sustainable investments with environmental objectives and/or social objectives.

INFORMATION ABOUT SUSTAINABLE INVESTMENT RELATING TO THIS SUB-FUND IS AVAILABLE IN THE ANNEX OF THE PROSPECTUS SET OUT IN BOOK III.

A summary of the commitments is also available in Appendix 5 of Book I.

BNP Paribas Funds Social Bond

short-named BNP Paribas Social Bond

Risk profile

Specific market risks:

- Credit Risk
- Extra-Financial Criteria Investment Risk
- High Yield Bond Risk

For an overview of generic risks, please refer to the Appendix 3 of Book I of the Prospectus.

Investor type profile

This sub-fund is suitable for investors who:

- ✓ Are looking for a diversification of their investments in fixed income securities;
- ✓ Can accept low to medium market risks;
- ✓ Have an investment horizon of 3 years.

Accounting Currency

EUR

Fees payable by the sub-fund

Category	Management (max)	Performance (max)	Distribution (max)	Other (max)	TAB ⁽¹⁾
Classic	0.65%	No	none	0.25%	0.05%
N	0.65%	No	0.50%	0.25%	0.05%
Privilege	0.35%	No	none	0.20%	0.05%
I	0.30%	No	none	0.17%	0.01%
X	none	No	none	0.17%	0.01%

(1) Taxe d'abonnement. In addition, the Company may be subject to foreign UCI's tax, and/or other regulators levy, in the country where the sub-fund is registered for distribution.

The complete list of shares offered is available on the website www.bnpparibas-am.com

For each active share, a KID is available on the website www.bnpparibas-am.com

Additional information

Valuation Day:

For each day of the week on which banks are open for business in Luxembourg and on which US bond markets are open (a "Valuation Day"), there is a corresponding NAV which is dated the same day.

It is available at the Company's registered office, from local agents, and in any newspapers designated by the Board of Directors and the website www.bnpparibas-am.com

Terms of subscription / conversion / redemption:

Subscription, redemption and conversion orders will be processed at an unknown net asset value in accordance with the rules set out below, only on Valuation Days, and the time mentioned is Luxembourg time.

Centralisation of orders ⁽²⁾	Orders Trade Date	NAV calculation and publication date	Orders Settlement Date
16:00 CET for STP orders, 12:00 CET for non STP orders on the Valuation Day (D)	Valuation Day (D)	Day after the Valuation Day (D+1)	Maximum three bank business days after the Valuation Day (D+3) ⁽¹⁾

(1) If the settlement day is a currency holiday, the settlement will occur the following business day.

Each time the "Orders Settlement Date" occurs before or on the same day of the "NAV calculation and publication date", the "Orders Settlement Date" will instead happen the next bank business day following the "NAV calculation and publication date".

(2) Centralisation for December 24 and 31 will be exceptionally advanced to 12:00 CET for STP orders due to an early closure of markets.

Historical information:

Sub-fund launched on 26 November 2021

Taxation:

Potential shareholders are recommended to seek full information in their country of origin, place of residence or domicile on the possible tax consequences associated with their investment.

BNP Paribas Funds Sustainable Asian Cities Bond

short-named BNP Paribas Sustainable Asian Cities Bond

Investment objective

Increase the value of its assets over the medium term by investing primarily in debt securities issued by Asian issuers supporting the development of Sustainable Asian Cities while integrating ESG criteria all along our investment process.

Benchmark

The J.P. Morgan Asia Credit Index is used for performance comparison only.

The sub-fund is not benchmark-constrained and its performance may deviate significantly from that of the benchmark.

Investment policy

This thematic Sub-fund invests at least 75% of its total assets in:

- 1) Sustainable labelled bonds as defined by International Capital Market Association (i.e. green bond principles, social bond principles, sustainability bond guidelines, sustainability-linked bond principles) including green bonds, social and sustainability use-of-proceeds bonds of corporate and government issuers domiciled in, or exercising the predominant part of their economic activity in, Asian countries such as, but not limited to, China, Indonesia and Korea; and
- 2) non-labelled bonds aligned with the development of sustainable Asian cities and issued by corporate and public entities domiciled in, or exercising the predominant part of their economic activity in Asian countries, for which part of their business contribute to aspects of sustainable Asian cities. The selected issuers must have at least 20% of their revenues in the activities, which are directly contributing to the theme, and/or potentially enablers of the development of sustainable Asian cities.

The concept of Sustainable Asian Cities is multi-sector and multi-aspect, where investments can be broadly about these five aspects:

- Enhancing urban mobility within and across cities, with a preference for low-carbon options e.g. public transport
- Improving Asian cities' basic infrastructure to operate and thrive, as well as improving cities' resilience to extreme weather events such as, but not limited to, storm water management or flood protection
- Promoting integrated development to balance a mix of social, economic, nature-based activities such as, but not limited to, city's special economic zones or urban wetland installation
- Building health and education facilities to increase provision and improve access to healthcare and education
- Supporting innovative and technological solutions to support sustainable development of cities.

The investment universe of this sub-fund is made up of sustainable labelled bonds (per point 1 above) and non-labelled bonds (per point 2 above) from issuers domiciled in, or exercising the predominant part of their economic activity in, Asian countries (such as, but not limited to, China, Indonesia, Korea).

The selected issuers, according to the proprietary methodology, must have at least 20% of their revenues in the activities, which are directly contributing to the theme, and/or potentially enablers of the above concept.

The remaining portion, namely a maximum of 25% of its assets, may be invested in any other debt securities (such as, but not limited to, corporate bonds), money market instruments for maximum 10% of the assets, and other UCITS or UCIs for maximum 10% of the assets. The sub-fund invests at least 60% in Investment Grade bonds.

The sub-fund may invest in High Yield bonds rated above B- (S&P or equivalent) up to 40% of its assets, and in perpetual callable bonds up to 20% of its assets.

In the event that the ratings criteria are not met, due to downgrades, the Investment Manager shall adjust the portfolio's composition in the best interests of investors and in the timeliest manner.

In respect of the above investments limits, the sub-fund's investments into debt securities traded on the China Interbank Bond market may reach up to 25% of its assets.

After hedging, the sub-fund exposure to currencies other than USD may not exceed 5%

The sub-fund may hold ancillary liquid assets within the limits and conditions described in Book I, Appendix 1 – Eligible Assets, point 7.

Sustainable Investment policy

The Investment Manager applies BNP PARIBAS ASSET MANAGEMENT's Sustainable Investment Policy, which takes into account Environmental, Social and Governance (ESG) criteria in the investment process of the sub-fund, falling under the Sustainable Thematic category, as set out in Book I.

The sub-fund invests at least 90% of its assets (excluding ancillary liquid assets) in securities issued by issuers that have an ESG score or assessment using the internal methodology, as set out in Book I.

The objective is deliberately to allocate capital towards projects, activities, assets, or companies that contributes to Sustainable Asian Cities theme. The sub-fund achieves this objective by investing in bonds that are validated by the Sustainability Centre of BNPP AM.

Derivatives and Securities Financing Transactions

Core financial derivative instruments, CDS, and Volatility Swaps, may be used for efficient portfolio management and hedging as described in points 2 and 3 of Appendix 2 of Book I.

Information relating to SFDR and Taxonomy Regulation

The sub-fund has a sustainable investment objective in accordance with article 9 of SFDR and it will make a minimum of sustainable investments with environmental objectives and/or social objectives.

INFORMATION ABOUT SUSTAINABLE INVESTMENT RELATING TO THIS SUB-FUND IS AVAILABLE IN THE ANNEX OF THE PROSPECTUS SET OUT IN BOOK III.

BNP Paribas Funds Sustainable Asian Cities Bond

short-named BNP Paribas Sustainable Asian Cities Bond

A summary of the commitments is also available in Appendix 5 of Book I.

Risk profile

Specific market risks:

- Credit Risk
- Emerging Markets Risk
- Extra-Financial Criteria Investment Risk
- High Yield Bond Risk
- Liquidity Risk
- Risks related to investments in some countries

Specific risks related to investments in Mainland China

- Changes in PRC taxation risk
- Risk related to Direct CIBM Access

For an overview of generic risks, please refer to the Appendix 3 of Book I of the Prospectus.

Investor type profile

This sub-fund is suitable for investors who:

- ✓ Are looking for a diversification of their investments in fixed income securities;
- ✓ Can accept low to medium market risks;
- ✓ Have an investment horizon of 3 years.

Accounting Currency

USD

Fees payable by the sub-fund

Category	Management (max)	Performance (max)	Distribution (max)	Other (max)	TAB ⁽¹⁾
Classic	0.90%	No	none	0.30%	0.05%
N	0.90%	No	0.50%	0.30%	0.05%
Privilege	0.45%	No	none	0.20%	0.05%
I	0.40%	No	none	0.17%	0.01%
X	none	No	none	0.17%	0.01%

(1) *Taxe d'abonnement. In addition, the Company may be subject to foreign UCI's tax, and/or other regulators levy, in the country where the sub-fund is registered for distribution.*

The complete list of shares offered is available on the website www.bnpparibas-am.com

For each active share, a KID is available on the website www.bnpparibas-am.com

Additional information

Valuation Day:

For each day of the week on which banks are open for business in Luxembourg (a "Valuation Day"), there is a corresponding NAV which is dated the same day.

It is available at the Company's registered office, from local agents, and in any newspapers designated by the Board of Directors and the website www.bnpparibas-am.com

Terms of subscription / conversion / redemption:

Subscription, redemption and conversion orders will be processed at an unknown net asset value in accordance with the rules set out below, only on Valuation Days, and the time mentioned is Luxembourg time.

Centralisation of orders ⁽²⁾	Orders Trade Date	NAV calculation and publication date	Orders Settlement Date
16:00 CET for STP orders, 12:00 CET for non STP orders on the Valuation Day (D)	Valuation Day (D)	Day after the Valuation Day (D+1)	Maximum three bank business days after the Valuation Day (D+3) ⁽¹⁾

(1) *If the settlement day is a currency holiday, the settlement will occur the following business day.*

Each time the "Orders Settlement Date" occurs before or on the same day of the "NAV calculation and publication date", the "Orders Settlement Date" will instead happen the next bank business day following the "NAV calculation and publication date."

(2) *Centralisation for December 24 and 31 will be exceptionally advanced to 12:00 CET for STP orders due to an early closure of markets.*

Historical information:

Sub-fund launched on 8 December 2008 in the sicav FORTIS L FUND (renamed BNP Paribas L1 on 1 August 2010) by transfer of the "Asia Bond Fund" sub-fund of the sicav ABN AMRO Funds.

Transfer in the Company on 17 May 2013 with the name "Bond Asia ex-Japan"

BNP Paribas Funds Sustainable Asian Cities Bond
short-named BNP Paribas Sustainable Asian Cities Bond

Renamed "Asia ex-Japan Bond" as from 30 August 2019

Transformation into "Sustainable Asian Cities Bond" as from 6 May 2022

Taxation:

Potential shareholders are recommended to seek full information in their country of origin, place of residence or domicile on the possible tax consequences associated with their investment.

BNP Paribas Funds Sustainable Asia ex-Japan Equity

short-named BNP Paribas Sustainable Asia ex-Japan Equity

Investment objective

Increase the value of its assets over the medium term by investing primarily in Asian (excluding Japan) equities issued by socially responsible companies.

Benchmark

The MSCI AC Asia ex-Japan Index benchmark is used for performance comparison.

The sub-fund is not benchmark-constrained and its performance may deviate significantly from that of the benchmark.

Investment policy

At all times, this sub-fund invests at least 75% of its assets in equities and/or equity equivalent securities issued by a limited number of companies that have their registered offices or conduct the majority of their business activities in Asia (excluding Japan) and that are characterised by the quality of their financial structure and/or their potential for earnings growth.

The remaining portion, namely a maximum of 25% of its assets, may be invested in any other transferable securities (including P-Notes), money market instruments, provided that investments in debt securities of any kind do not exceed 15% of its assets, and up to 10% of its assets may be invested in UCITS or UCIs.

In respect of the above investments limits, the sub-fund's overall exposure (via both direct and indirect investments) to mainland China securities will not exceed 20% of its assets by investments in "China A-Shares" via the Stock Connect.

The sub-fund may hold ancillary liquid assets within the limits and conditions described in Book I, Appendix 1 – Eligible Assets, point 7.

Sustainable Investment policy

The Investment Manager applies BNP PARIBAS ASSET MANAGEMENT's Sustainable Investment Policy, which takes into account Environmental, Social and Governance (ESG) criteria in the investment process of the sub-fund as set out in Book I.

The investment manager applies a non-financial analysis on a minimum of 90% of the assets of the sub-fund (excluding ancillary liquid assets) based on the internal Proprietary ESG scoring framework as indicated in Book I.

The average portfolio ESG score of the sub-fund is higher than the one of its investment universe, after eliminating at least 20% of securities with the lowest ESG Score.

The investment universe is represented by the following composition:

- 75% MSCI AC Asia ex-Japan Index;
- 20% MSCI AC Asia ex Japan Mid Cap Index; and
- 5% MSCI AC Asia ex Japan Small Cap Index.

The average portfolio carbon footprint of the sub-fund is improved by at least 15% compared to its investment universe.

Derivatives and Securities Financing Transactions

Core financial derivative instruments may be used for efficient portfolio management and hedging as described in points 2 and 3 of Appendix 2 of Book I.

Information relating to SFDR and Taxonomy Regulation

The sub-fund promotes environmental and / or social characteristics, provided that the companies in which the investments are made follow good governance practices, in accordance with article 8 of SFDR, and it will have a minimum proportion of its assets considered as sustainable investments within the meaning of SFDR.

INFORMATION ABOUT THE ENVIRONMENTAL OR SOCIAL CHARACTERISTICS RELATING TO THIS SUB-FUND IS AVAILABLE IN THE ANNEX OF THE PROSPECTUS SET OUT IN BOOK III.

A summary of the commitments is also available in Appendix 5 of Book I.

Risk profile

Specific market risks:

- Emerging Markets Risk
- Extra-Financial Criteria Investment Risk
- Equity Risk
- Risks related to investments in some countries

Specific risks related to investments in Mainland China

- Changes in PRC taxation risk
- Risks related to Stock Connect

For an overview of generic risks, please refer to the Appendix 3 of Book I of the Prospectus.

Investor type profile

This sub-fund is suitable for investors who:

- ✓ Are looking for a diversification of their investments in equities;
- ✓ Are willing to accept higher market risks in order to potentially generate higher long-term returns;
- ✓ Can accept significant temporary losses;

BNP Paribas Funds Sustainable Asia ex-Japan Equity

short-named BNP Paribas Sustainable Asia ex-Japan Equity

- ✓ Can tolerate volatility;
- ✓ Have an investment horizon of 5 years.

Accounting Currency

USD

Fees payable by the sub-fund

Category	Management (max)	Performance (max)	Distribution (max)	Other (max)	TAB ⁽¹⁾
Classic	1.50%	No	none	0.40%	0.05%
N	1.50%	No	0.75%	0.40%	0.05%
Privilege	0.75%	No	none	0.25%	0.05%
Privilege Plus	0.62%	No	none	0.20%	0.05%
I	0.75%	No	none	0.20%	0.01%
X	none	No	none	0.20%	0.01%

1. *Taxe d'abonnement.* In addition, the Company may be subject to foreign UCI's tax, and/or other regulators levy, in the country where the sub-fund is registered for distribution.

The complete list of shares offered is available on the website www.bnpparibas-am.com

For each active share, a KID is available on the website www.bnpparibas-am.com

Additional information

Valuation Day:

For each day of the week on which banks are open for business in Luxembourg (a "Valuation Day"), there is a corresponding NAV which is dated the same day.

It is available at the Company's registered office, from local agents, and in any newspapers designated by the Board of Directors and the website www.bnpparibas-am.com

Terms of subscription / conversion / redemption:

Subscription, redemption and conversion orders will be processed at an unknown net asset value in accordance with the rules set out below, only on Valuation Days, and the time mentioned is Luxembourg time.

Centralisation of orders ⁽²⁾	Orders Trade Date	NAV calculation and publication date	Orders Settlement Date
16:00 CET for STP orders, 12:00 CET for non STP orders on the Valuation Day (D)	Valuation Day (D)	Day after the Valuation Day (D+1)	Maximum three bank business days after the Valuation Day (D+3) ⁽¹⁾

(1) *If the settlement day is a currency holiday, the settlement will occur the following business day.*

Each time the "Orders Settlement Date" occurs before or on the same day of the "NAV calculation and publication date", the "Orders Settlement Date" will instead happen the next bank business day following the "NAV calculation and publication date."

(2) *Centralisation for December 24 and 31 will be exceptionally advanced to 12:00 CET for STP orders due to an early closure of markets.*

Historical information:

Sub-fund launched on 15 March 1999 in the sicav INTERSELEX (renamed FORTIS L FUND on 30 September 1999 and BNP Paribas L1 on 1 August 2010) with the name "Equity Best Selection Asia"

Absorption on 20 June 2001 of the "Asia Pacific Region Fund" sub-fund of the sicav Banque Belge Asset Management Fund

Absorption on 4 November 2002 of the sicav Fortis Azie Fonds Best Selection

Renamed "Equity Best Selection Asia ex-Japan" as from 1 July 2008

Absorption on 21 March 2011 of the "Equity Asia ex-Japan" sub-fund of the sicav BNP Paribas L1

Absorption on 18 July 2011 of the "Equity Asia ex-Japan" sub-fund of the Company

Transfer in the Company on 17 May 2013

Absorption on 27 May 2013 of the "Equity Asia Emerging" sub-fund of the sicav BNP Paribas L1

On 1 January 2017:

a) USD replaced EUR as Accounting Currency of the sub-fund

b) Share classes names changed:

- "Classic" category into "Classic EUR"
- "Classic USD" category into "Classic-CAP"
- "N-CAP" class into "N H EUR-DIS"
- "Privilege-DIS" class into "Privilege EUR-DIS"
- "I-CAP" class into "I EUR-CAP"
- "I USD-CAP" class into "I-CAP"

Absorption on 14 June 2019 of the "Equity Asia Pacific ex-Japan" and "Equity High Dividend Asia Pacific ex-Japan" sub-funds of the Company.

Renamed "Asia ex-Japan Equity" as from 30 August 2019

Current name as from 31 January 2022

BNP Paribas Funds Sustainable Asia ex-Japan Equity
short-named BNP Paribas Sustainable Asia ex-Japan Equity

Absorption on 9 December 2022 of the “BNP Paribas Asia Pacific High Income Equity Fund” sub-fund of BNP Paribas Fund III N.V., a Dutch SICAV

Taxation:

Potential shareholders are recommended to seek full information in their country of origin, place of residence or domicile on the possible tax consequences associated with their investment.

BNP Paribas Funds Sustainable Enhanced Bond 12M

short-named BNP Paribas Sustainable Enhanced Bond 12M

Investment objective

Achieve a performance that is higher than the rate of return of the euro money market over a minimum investment period of 12 months by investing primarily in debt securities of socially responsible issuers.

Investment policy

In order to achieve its investment objective, the sub-fund enforces an Enhanced Bond strategy which is an actively managed strategy that seeks a higher return than money market funds while still maintaining a high level of liquidity.

The investment process of the sub-fund is based on an active and fundamental approach on duration management, yield curve positioning, country allocation and issuer selection. This process is combined with internal sustainability extra-financial research capabilities, as well as macro and credit research and quantitative analysis forces.

The sub-fund is invested for at least for 2/3 of its assets in debt securities denominated in euros among the following asset classes:

Assets Classes	Minimum	Maximum
1. Fixed Income	30%	100%
Debt securities of euro-zone countries ⁽¹⁾	10%	100%
Debt securities from OECD countries outside the euro zone ⁽¹⁾	0%	90%
Private debt (Corporate debt not benefiting from a guarantee from a state) ⁽¹⁾	0%	100%
High Yield Debt instruments	0%	20%
Investment Grade Structured Debts (including ABS/MBS and other structured product)	0%	20%
Cumulated limit of Structured Debt, High Yield and non-rated debt instrument	0%	20%
2. Money Market Instruments	0%	50%
3. Convertible Bond	0%	10%

⁽¹⁾ In order to limit the non-euro credit risk

The sub-fund may be invested through other UCITS and/or UCIs up to 10% of its assets if there are compliant with SRI guidance.

The sub-fund is not invested or exposed to equities.

The sub-fund may hold ancillary liquid assets within the limits and conditions described in Book I, Appendix 1 – Eligible Assets, point 7.

The sub-fund is managed within an interest rate sensitivity range of -1 to 3.

After hedging, the sub-fund's exposure to currencies other than EUR may not exceed 5%.

Sustainable Investment policy

The Investment Manager applies BNP PARIBAS ASSET MANAGEMENT's Sustainable Investment Policy, which takes into account Environmental, Social and Governance (ESG) criteria in the investment process of the sub-fund as set out in Book I.

The investment manager applies a non-financial analysis on a minimum of 90% of the assets of the sub-fund (excluding ancillary liquid assets) based on the internal Proprietary ESG scoring framework as indicated in Book I. At least 25% of the investment universe, being bonds issued by private issuers having a maturity between 1 to 3 years, is eliminated on the basis of low ESG scores and/or sector exclusions.

SRI research analysts focus on ESG, i.e. environmental (E), social (S) and governance (G) criteria using the "Best-in-Class" approach, in order to identify the leading companies in their sector. The investment universe consists of companies that respect financial and extra-financial filters, such as compliance with sectoral policies on controversial activities; exclusion of companies that repeatedly contravene at least one of the 10 Principles of the United Nations Global Compact, excluding companies with a turnover of more than 10% in controversial activities such as alcohol, tobacco, arming, gambling, pornography; exclusion of companies with the lowest ESG practices within each business sector (elimination of the last 3 ESG deciles). Regarding the issuer's ESG practices, the stock selection method is carried out by a team of dedicated analysts, based on the following criteria (not exhaustive): global warming and the fight against greenhouse gas emissions, employment and restructuring management, accidents at work, training policy, remuneration, the independence of the Board of Directors from senior management.

With regards to sovereign debt instruments, instruments guaranteed by states* and development banks a first filter of ethical criteria such as respects of human rights, biodiversity and health is applied is applied by SRI research analysts. A second filter focusing on ESG criteria (education, fight against exclusion...) as well as an analysis of public institutions (freedom of press, fight against corruption...) using a "Best-in-Class" approach for the Member States eliminates 1/3 of these countries. A specific analysis is done to measure the effectiveness of the assistance provided by these organizations to developing countries.

* Member State, one or more of its local authorities, a Third Country part of the OECD, Brazil, People's Republic of China, India, Russia, Singapore and South Africa, or a public international body to which one or more Member States belong

The ESG scores process has three key steps:

- 1) A quantitative ESG score for each issuer /country is calculated based on ESG indicators,
- 2) Then, qualitative elements linked to the key sustainable issues may be considered. This process may modify the initial score.
- 3) The new ESG score is converted into a ranking which leads the following recommendations:
 - Issuers having a good score: Positive recommendation
 - Issuers having a medium score: Neutral recommendation
 - Issuers having a poor score: Negative recommendation

The Investment Manager may only invest in issuers having a Positive and/or Neutral recommendation.

BNP Paribas Funds Sustainable Enhanced Bond 12M

short-named BNP Paribas Sustainable Enhanced Bond 12M

Derivatives and Securities Financing Transactions

Core financial derivative instruments, CDS, and CLN may be used for efficient portfolio management and hedging as described in points 2 and 3 of Appendix 2 of Book I in order to manage the exposure, of the portfolio to the currency foreign exchange, and/or to the interest rate, and/or to the credit risk.

Information relating to SFDR and Taxonomy Regulation

The sub-fund promotes environmental and / or social characteristics, provided that the companies in which the investments are made follow good governance practices, in accordance with article 8 of SFDR, and it will have a minimum proportion of its assets considered as sustainable investments within the meaning of SFDR.

INFORMATION ABOUT THE ENVIRONMENTAL OR SOCIAL CHARACTERISTICS RELATING TO THIS SUB-FUND IS AVAILABLE IN THE ANNEX OF THE PROSPECTUS SET OUT IN BOOK III.

A summary of the commitments is also available in Appendix 5 of Book I.

Risk profile

Specific market risks:

- Credit Risk
- Extra-Financial Criteria Investment Risk
- High Yield Bond Risk
- Securitised Products Risk

For an overview of the generic risks, please refer to the Appendix 3 of the Book I of the Prospectus.

Investor type profile

This sub-fund is suitable for investors who:

- ✓ Are looking for a diversification of their investments through exposure to a range of asset classes, globally;
- ✓ Can accept low to medium market risks;
- ✓ Have an investment horizon of 3 years.

Accounting Currency

EUR

Fees payable by the sub-fund

Category	Management (max)	Performance (max)	Distribution (max)	Other (max)	TAB ⁽¹⁾
Classic	0.80%	No	none	0.20%	0.05%
N	0.80%	No	0.35%	0.20%	0.05%
Privilege	0.50%	No	none	0.20%	0.05%
I	0.40%	No	none	0.10%	0.01%
I Plus	0.15%	No	none	0.10%	0.01%
K	0.80%	No	none	0.20%	0.05%
X	none	No	none	0.10%	0.01%
U	0.80%	No	none	0.20%	0.05%

(1) *Taxe d'abonnement. In addition, the Company may be subject to foreign UCI's tax, and/or other regulators levy, in the country where the sub-fund is registered for distribution.*

The complete list of shares offered is available on the website www.bnpparibas-am.com

For each active share, a KID is available on the website www.bnpparibas-am.com

Additional information

Valuation Day:

For each day of the week on which banks are open for business in Luxembourg (a "Valuation Day"), there is a corresponding NAV which is dated the same day.

It is available at the Company's registered office, from local agents, and in any newspapers designated by the Board of Directors and the website www.bnpparibas-am.com

Terms of subscription / conversion / redemption:

Subscription, redemption and conversion orders will be processed at an unknown net asset value in accordance with the rules set out below, only on Valuation Days, and the time mentioned is Luxembourg time.

BNP Paribas Funds Sustainable Enhanced Bond 12M
short-named BNP Paribas Sustainable Enhanced Bond 12M

Centralisation of orders ⁽²⁾	Orders Trade Date	NAV calculation and publication date	Orders Settlement Date
16:00 CET for STP orders, 12:00 CET for non STP orders on the Valuation Day (D)	Valuation Day (D)	Day after the Valuation Day (D+1)	Maximum three bank business days after the Valuation Day (D+3) ⁽¹⁾

- (1) *If the settlement day is a currency holiday, the settlement will occur the following business day. Each time the "Orders Settlement Date" occurs before or on the same day of the "NAV calculation and publication date", the "Orders Settlement Date" will instead happen the next bank business day following the "NAV calculation and publication date."*
- (2) *Centralisation for December 24 and 31 will be exceptionally advanced to 12:00 CET for STP orders due to an early closure of markets.*

Historical information:

Sub-fund launched on 20 September 2019 by transfer of the "BNP Paribas Sustainable Bond Euro Short Term" sub-fund of the French sicav BNP PARIBAS SELECT

Absorption on 07 January 2022 of the French Common Fund "BNP Paribas 1 An Protection 99"

On 1 December 2022:

- Classic – CAP: split by 1.10
- Classic – DIS split by 1.10

Absorption on 9 December 2022 of the sub-fund "BNP Paribas B Control Quam Bonds" of the Belgian UCITS BNP Paribas B Control

Taxation:

Potential shareholders are recommended to seek full information in their country of origin, place of residence or domicile on the possible tax consequences associated with their investment.

BNP Paribas Funds Sustainable Euro Bond

short-named BNP Paribas Sustainable Euro Bond

Investment objective

Increase the value of its assets over the medium term by investing primarily in euro denominated bonds issued by socially responsible companies.

Investment policy

The sub-fund follows a "Best-in-Class" approach which selects issuers that demonstrate superior social and environmental responsibility, while implementing robust corporate governance practices within their sector of activity.

In this scope, the sub-fund will select issuers (1) whose products and services contribute to resolving problems linked to environment and sustainable development, and (2) whose products and services will have positive and sustainable impacts on the environment and social climate. This sub-fund invests at least 2/3 of its assets in euro denominated bonds or other similar securities including government bonds.

The remaining portion, namely a maximum of 1/3 of its assets, may be invested in any other transferable securities, Investment Grade structured debt limited to 20% of the assets, money market instruments, and up to 10% of its assets may be invested in UCITS or UCIs.

The sub-fund may hold ancillary liquid assets within the limits and conditions described in Book I, Appendix 1 – Eligible Assets, point 7.

Sustainable Investment policy

The Investment Manager applies BNP PARIBAS ASSET MANAGEMENT's Sustainable Investment Policy, which takes into account Environmental, Social and Governance (ESG) criteria in the investment process of the sub-fund as set out in Book I.

The investment manager applies a non-financial analysis on a minimum of 90% of the assets of the sub-fund (excluding ancillary liquid assets) based on the internal Proprietary ESG scoring framework as indicated in Book I. At least 25% of the investment universe is eliminated based on low ESG scores and/or sector exclusions.

The ESG scoring process has three key steps:

- 1) A quantitative ESG score for each issuer /country is calculated based on ESG indicators,
- 2) Then, qualitative elements linked to the key sustainable issues may be considered. This process may modify the initial score.
- 3) The new ESG score is converted into a ranking which leads the following recommendations:
 - Issuers having a good score: Positive recommendation
 - Issuers having a medium score: Neutral recommendation
 - Issuers having a poor score: Negative recommendation

The Investment Manager may only invest in issuers having a Positive and/or Neutral recommendation.

The average portfolio ESG score of the sub-fund is higher than the one of its investment universe.

Derivatives and Securities Financing Transactions

Core financial derivative instruments may be used for efficient portfolio management and hedging as described in points 2 and 3 of Appendix 2 of Book I.

Information relating to SFDR and Taxonomy Regulation

The sub-fund promotes environmental and / or social characteristics, provided that the companies in which the investments are made follow good governance practices, in accordance with article 8 of SFDR, and it will have a minimum proportion of its assets considered as sustainable investments within the meaning of SFDR.

INFORMATION ABOUT THE ENVIRONMENTAL OR SOCIAL CHARACTERISTICS RELATING TO THIS SUB-FUND IS AVAILABLE IN THE ANNEX OF THE PROSPECTUS SET OUT IN BOOK III.

A summary of the commitments is also available in Appendix 5 of Book I.

Risk profile

Specific market risks:

- Credit Risk
- Extra-Financial Criteria Investment Risk
- Securitised Products Risk

For an overview of generic risks, please refer to the Appendix 3 of Book I of the Prospectus.

Investor type profile

This sub-fund is suitable for investors who:

- ✓ Are looking for a diversification of their investments in fixed income securities;
- ✓ Can accept low to medium market risks;
- ✓ Have an investment horizon of 3 years.

Accounting Currency

EUR

BNP Paribas Funds Sustainable Euro Bond

short-named BNP Paribas Sustainable Euro Bond

Fees payable by the sub-fund

Category	Management (max)	Performance (max)	Distribution (max)	Other (max)	TAB ⁽¹⁾
Classic	0.75%	No	none	0.30%	0.05%
N	0.75%	No	0.50%	0.30%	0.05%
Privilege	0.40%	No	none	0.20%	0.05%
I	0.30%	No	none	0.17%	0.01%
X	none	No	none	0.17%	0.01%

(1) Taxe d'abonnement. In addition, the Company may be subject to foreign UCI's tax, and/or other regulators levy, in the country where the sub-fund is registered for distribution.

The complete list of shares offered is available on the website www.bnpparibas-am.com

For each active share, a KID is available on the website www.bnpparibas-am.com

Additional information

Valuation Day:

For each day of the week on which banks are open for business in Luxembourg (a "Valuation Day"), there is a corresponding NAV which is dated the same day.

It is available at the Company's registered office, from local agents, and in any newspapers designated by the Board of Directors and the website www.bnpparibas-am.com

Terms of subscription / conversion / redemption:

Subscription, redemption and conversion orders will be processed at an unknown net asset value in accordance with the rules set out below, only on Valuation Days, and the time mentioned is Luxembourg time.

Centralisation of orders ⁽²⁾	Orders Trade Date	NAV calculation and publication date	Orders Settlement Date
16:00 CET for STP orders, 12:00 CET for non STP orders on the Valuation Day (D)	Valuation Day (D)	Day after the Valuation Day (D+1)	Maximum three bank business days after the Valuation Day (D+3) ⁽¹⁾

(1) If the settlement day is a currency holiday, the settlement will occur the following business day.

Each time the "Orders Settlement Date" occurs before or on the same day of the "NAV calculation and publication date", the "Orders Settlement Date" will instead happen the next bank business day following the "NAV calculation and publication date."

(2) Centralisation for December 24 and 31 will be exceptionally advanced to 12:00 CET for STP orders due to an early closure of markets.

Historical information:

Sub-fund launched on 18 October 2006 in the sicav FORTIS L FUND (renamed BNP Paribas L1 on 1 August 2010) with the name "Bond SRI Euro"

Renamed "Sustainable Bond Euro" as from 1st September 2010

Transfer in the Company on 25 March 2013

Current name as from 30 August 2019

Taxation:

Potential shareholders are recommended to seek full information in their country of origin, place of residence or domicile on the possible tax consequences associated with their investment.

BNP Paribas Funds Sustainable Euro Corporate Bond

short-named BNP Paribas Sustainable Euro Corporate Bond

Investment objective

Increase the value of its assets over the medium term by investing primarily in euro denominated corporate bonds issued by socially responsible companies.

Investment policy

The sub-fund follows a "Best-in-Class" approach which selects issuers that demonstrate superior social and environmental responsibility, while implementing robust corporate governance practices within their sector of activity.

In this scope, the sub-fund will select issuers (1) whose products and services contribute to resolving problems linked to environment and sustainable development, and (2) whose products and services will have positive and sustainable impacts on the environment and social climate.

The sub-fund invests at least 2/3 of its assets in Investment Grade non-government Bonds and/or securities treated as equivalent, denominated in any currencies and issued by companies that have their registered office or conduct a significant proportion of their business either in the European Union, or in the United Kingdom.

In the event the rating criteria are no longer met, the Investment Manager will promptly adjust the composition of the portfolio in the interest of the shareholders.

The remaining portion, namely a maximum of 1/3 of its assets, may be invested in any other transferable securities, money market instruments and, within a limit of 10% of the assets, in UCITS or UCIs.

After hedging, the sub-fund's exposure to currencies other than the EUR will not exceed 5%.

The sub-fund may hold ancillary liquid assets within the limits and conditions described in Book I, Appendix 1 – Eligible Assets, point 7.

Sustainable Investment policy

The Investment Manager applies BNP PARIBAS ASSET MANAGEMENT's Sustainable Investment Policy, which takes into account Environmental, Social and Governance (ESG) criteria in the investment process of the sub-fund as set out in Book I.

The investment manager applies a non-financial analysis on a minimum of 90% of the assets of the sub-fund (excluding ancillary liquid assets) based on the internal Proprietary ESG scoring framework as indicated in Book I. At least 25% of the investment universe is eliminated based on low ESG scores and/or sector exclusions.

The ESG scoring process has three key steps:

- 1) A quantitative ESG score for each issuer /country is calculated based on ESG indicators,
- 2) Then, qualitative elements linked to the key sustainable issues may be considered. This process may modify the initial score.
- 3) The new ESG score is converted into a ranking which leads the following recommendations:
 - Issuers having a good score: Positive recommendation
 - Issuers having a medium score: Neutral recommendation
 - Issuers having a poor score: Negative recommendation

The Investment Manager may only invest in issuers having a Positive and/or Neutral recommendation.

The average portfolio ESG score of the sub-fund is higher than the one of its investment universe.

Derivatives and Securities Financing Transactions

Core financial derivative instruments, and CDS, may be used for efficient portfolio management and hedging as described in points 2 and 3 of Appendix 2 of Book I.

Information relating to SFDR and Taxonomy Regulation

The sub-fund promotes environmental and / or social characteristics, provided that the companies in which the investments are made follow good governance practices, in accordance with article 8 of SFDR, and it will have a minimum proportion of its assets considered as sustainable investments within the meaning of SFDR.

INFORMATION ABOUT THE ENVIRONMENTAL OR SOCIAL CHARACTERISTICS RELATING TO THIS SUB-FUND IS AVAILABLE IN THE ANNEX OF THE PROSPECTUS SET OUT IN BOOK III.

A summary of the commitments is also available in Appendix 5 of Book I.

Risk profile

Specific market risks:

- Credit Risk
- Extra-Financial Criteria Investment Risk

For an overview of the generic risks, please refer to the Appendix 3 of the Book I of the Prospectus.

Investor type profile

This sub-fund is suitable for investors who:

- ✓ Are looking for a diversification of their investments in fixed income securities;
- ✓ Can accept low to medium market risks;
- ✓ Have an investment horizon of 3 years.

BNP Paribas Funds Sustainable Euro Corporate Bond

short-named BNP Paribas Sustainable Euro Corporate Bond

Accounting Currency

EUR

Fees payable by the sub-fund

Category	Management (max)	Performance (max)	Distribution (max)	Other (max)	TAB ⁽¹⁾
Classic	0.75%	No	none	0.30%	0.05%
N	0.75%	No	0.50%	0.30%	0.05%
Privilege	0.40%	No	none	0.20%	0.05%
I	0.30%	No	none	0.17%	0.01%
X	none	No	none	0.17%	0.01%

(1) *Taxe d'abonnement. In addition, the Company may be subject to foreign UCI's tax, and/or other regulators levy, in the country where the sub-fund is registered for distribution.*

The complete list of shares offered is available on the website www.bnpparibas-am.com

For each active share, a KID is available on the website www.bnpparibas-am.com

Additional information

Valuation Day:

For each day of the week on which banks are open for business in Luxembourg (a "Valuation Day"), there is a corresponding NAV which is dated the same day.

It is available at the Company's registered office, from local agents, and in any newspapers designated by the Board of Directors and the website www.bnpparibas-am.com

Terms of subscription / conversion / redemption:

Subscription, redemption and conversion orders will be processed at an unknown net asset value in accordance with the rules set out below, only on Valuation Days, and the time mentioned is Luxembourg time.

Centralisation of orders ⁽²⁾	Orders Trade Date	NAV calculation and publication date	Orders Settlement Date
16:00 CET for STP orders, 12:00 CET for non STP orders on the Valuation Day (D)	Valuation Day (D)	Day after the Valuation Day (D+1)	Maximum three bank business days after the Valuation Day (D+3) ⁽¹⁾

(1) *If the settlement day is a currency holiday, the settlement will occur the following business day.*

Each time the "Orders Settlement Date" occurs before or on the same day of the "NAV calculation and publication date", the "Orders Settlement Date" will instead happen the next bank business day following the "NAV calculation and publication date."

(2) *Centralisation for December 24 and 31 will be exceptionally advanced to 12:00 CET for STP orders due to an early closure of markets.*

Historical information:

Sub-fund launched on 19 December 2006 with the name "Euro Corporate Bond Sustainable Development"

Renamed "Sustainable Bond Euro Corporate" as from 1st September 2010

"I-CAP" shares split by 1,000 on 6 June 2014

Current name as from 30 August 2019

Absorption on 23 April 2021 of the "Bond Euro Corporate" sub-fund of the Belgian sicav BNP PARIBAS B CONTROL

Taxation:

Potential shareholders are recommended to seek full information in their country of origin, place of residence or domicile on the possible tax consequences associated with their investment.

BNP Paribas Funds Sustainable Euro Low Vol Equity

short-named BNP Paribas Sustainable Euro Low Vol Equity

Investment objective

The sub-fund seeks to increase the value of its assets over the medium term by investing in low volatility Eurozone equities issued primarily by socially responsible companies selected through a process aimed at reducing risk.

Investment policy

At all times, this sub-fund invests at least 75% of its assets in equities and/or equity equivalent securities issued by companies that have their registered offices in the Eurozone.

The remaining portion, namely a maximum of 25% of its assets, may be invested in other equities, debt securities and money market instruments, provided that the investments in debt securities of any kind do not exceed 15% of its assets, and up to 10% of its assets may be invested in UCITS or UCIs.

The sub-fund's strategy will focus on reducing risk by selecting low volatility securities.

The sub-fund may hold ancillary liquid assets within the limits and conditions described in Book I, Appendix 1 – Eligible Assets, point 7.

Sustainable Investment policy

The Investment Manager applies BNP PARIBAS ASSET MANAGEMENT's Sustainable Investment Policy, which takes into account Environmental, Social and Governance (ESG) criteria in the investment process of the sub-fund as set out in Book I.

The sub-fund applies binding and significant ESG integration approach and improves its ESG profile while aiming at reducing its environmental footprint, as measured by greenhouse gas emissions, compared to the investment universe.

Scores related to ESG and carbon footprint are calculated for each issuer of the investment universe. The portfolio is then constructed to select the best securities available in order to consistently achieve the following targets:

- a portfolio's ESG score higher than the ESG score of the investment universe after eliminating at least 20% of securities with the lowest ESG Score, and
- a portfolio's carbon footprint at least 50% lower than the carbon footprint of the investment universe.

The investment manager applies a non-financial analysis on a minimum of 90% of the assets of the sub-fund (excluding ancillary liquid assets) based on the internal Proprietary ESG scoring framework, and assessment of their carbon footprint, as indicated in Book I.

Furthermore, the sub-fund does not invest in:

- companies that are part of the 10% lowest ESG scores of the investment universe, assessed in accordance with the ESG Scores methodology referred to in Book I;
- companies that do not comply with BNP Paribas Asset Management's Responsible Business Conduct Standards, as set out in Book I.

Derivatives and Securities Financing Transactions

Core financial derivative instruments may be used for efficient portfolio management only as described in points 2 and 3 of Appendix 2 of Book I.

Information relating to SFDR and Taxonomy Regulation

The sub-fund promotes environmental and / or social characteristics, provided that the companies in which the investments are made follow good governance practices, in accordance with article 8 of SFDR, and it will have a minimum proportion of its assets considered as sustainable investments within the meaning of SFDR.

INFORMATION ABOUT THE ENVIRONMENTAL OR SOCIAL CHARACTERISTICS RELATING TO THIS SUB-FUND IS AVAILABLE IN THE ANNEX OF THE PROSPECTUS SET OUT IN BOOK III.

A summary of the commitments is also available in Appendix 5 of Book I.

Risk profile

Specific market risks:

- Extra-Financial Criteria Investment Risk
- Equity Risk

For an overview of generic risks, please refer to the Appendix 3 of Book I of the Prospectus.

Investor type profile

This sub-fund is suitable for investors who:

- ✓ Are looking for a diversification of their investments in equities;
- ✓ Are willing to accept higher market risks in order to potentially generate higher long-term returns;
- ✓ Can accept significant temporary losses;
- ✓ Can tolerate volatility;
- ✓ Have an investment horizon of 5 years.

Accounting Currency

EUR

BNP Paribas Funds Sustainable Euro Low Vol Equity

short-named BNP Paribas Sustainable Euro Low Vol Equity

Fees payable by the sub-fund

Category	Management (max)	Performance (max)	Distribution (max)	Other (max)	TAB ⁽¹⁾
Classic	1.50%	No	none	0.40%	0.05%
N	1.50%	No	0.75%	0.40%	0.05%
Privilege	0.75%	No	none	0.25%	0.05%
I	0.75%	No	none	0.20%	0.01%
X	none	No	none	0.20%	0.01%
X2	none	No	none	0.20%	0.01%

(1) *Taxe d'abonnement. In addition, the Company may be subject to foreign UCI's tax, and/or other regulators levy, in the country where the sub-fund is registered for distribution.*

The complete list of shares offered is available on the website www.bnpparibas-am.com.

For each active share, a KID is available on the website www.bnpparibas-am.com.

Additional information

Valuation Day:

For each day of the week on which banks are open for business in Luxembourg (a "Valuation Day"), there is a corresponding NAV which is dated the same day.

It is available at the Company's registered office, from local agents, and in any newspapers designated by the Board of Directors and the website www.bnpparibas-am.com

Terms of subscription / conversion / redemption:

Subscription, redemption and conversion orders will be processed at an unknown net asset value in accordance with the rules set out below, only on Valuation Days, and the time mentioned is Luxembourg time.

Centralisation of orders ⁽²⁾	Orders Trade Date	NAV calculation and publication date	Orders Settlement Date
16:00 CET for STP orders, 12:00 CET for non STP orders on the Valuation Day (D)	Valuation Day (D)	Day after the Valuation Day (D+1)	Maximum three bank business days after the Valuation Day (D+3) ⁽¹⁾

(1) *If the settlement day is a currency holiday, the settlement will occur the following business day.*

Each time the "Orders Settlement Date" occurs before or on the same day of the "NAV calculation and publication date", the "Orders Settlement Date" will instead happen the next bank business day following the "NAV calculation and publication date."

(2) *Centralisation for December 24 and 31 will be exceptionally advanced to 12:00 CET for STP orders due to an early closure of markets.*

Historical information:

Sub-fund launched with the name "Equity Europe Low Volatility" on 30 March 2015 into the sicav BNP Paribas L1 as a non-Feeder sub-fund
Converted into Feeder sub-fund of the "Equity Low Vol Europe" Master sub-fund of the SICAV-UCITS BNP Paribas Easy on 15 November 2016
Transformation into current "Euro Low Vol Equity" non –Feeder sub-fund on 12 November 2020
Transfer into the Company on 23 April 2021 with the current name

Taxation:

Potential shareholders are recommended to seek full information in their country of origin, place of residence or domicile on the possible tax consequences associated with their investment.

BNP Paribas Funds Sustainable Euro Multi-Factor Corporate Bond

short-named BNP Paribas Sustainable Euro Multi-Factor Corporate Bond

Investment objective

The implemented strategy aims at increasing the value of a portfolio of euro denominated corporate bonds, issued primarily by socially responsible companies, over the medium term using a systematic security selection approach combining several factor styles.

Investment policy

This sub-fund invests at least 2/3 of its assets in Investment Grade corporate bonds denominated in EUR and/or securities treated as equivalent. In the event the rating criteria are no longer met, the Investment Manager will promptly adjust the composition of the portfolio in the interest of the shareholders.

The sub-fund's portfolio will be built based on a systematic approach, combining several factor criteria such as, but not limited to, (i) cash flow generation (quality), (ii) relative valuation compared to peers (value), (iii) medium term performance trend (momentum) and (iv) low indebtedness ("low-risk").

The remaining portion, namely a maximum of 1/3 of its assets, may be invested in money market instruments, in Investment Grade structured debt (including ABS/MBS) up to 20%, in any other transferable securities up to 10%, and also, within a limit of 10% of the assets, in UCITS or UCIs.

The sub-fund is not directly invested in equities but it may hold equities or equity equivalent securities as a result of corporate actions, such as debt restructuring.

The sub-fund's exposure to currencies other than EUR may not exceed 5%.

The sub-fund may hold ancillary liquid assets within the limits and conditions described in Book I, Appendix 1 – Eligible Assets, point 7.

Sustainable Investment policy

The Investment Manager applies BNP PARIBAS ASSET MANAGEMENT's Sustainable Investment Policy, which takes into account Environmental, Social and Governance (ESG) criteria in the investment process of the sub-fund as set out in Book I.

The sub-fund applies binding and significant ESG integration approach and improves its ESG profile while aiming at reducing its environmental footprint, as measured by greenhouse gas emissions, compared to the investment universe.

Scores related to ESG and carbon footprint are calculated for each issuer of the investment universe. The portfolio is then constructed to select the best securities available in order to consistently achieve the following targets:

- a portfolio's ESG score higher than the ESG score of the investment universe after eliminating at least 20% of securities with the lowest ESG Score, and
- a portfolio's carbon footprint at least 50% lower than the carbon footprint of the investment universe.

The investment manager applies a non-financial analysis on a minimum of 90% of the assets of the sub-fund (excluding ancillary liquid assets) based on the internal Proprietary ESG scoring framework, and assessment of their carbon footprint, as indicated in Book I.

Furthermore, the sub-fund does not invest in:

- companies that are part of the 10% lowest ESG scores of the investment universe, assessed in accordance with the ESG Scores methodology referred to in Book I;
- companies that do not comply with BNP Paribas Asset Management's Responsible Business Conduct Standards, as set out in Book I.

Derivatives and Securities Financing Transactions

In addition to core financial derivative instruments as described in in points 2 and 3 of Appendix 2 of Book I, Credit Default Swaps Tradable indices and Credit Default Swap index tranches may be used to adjust portfolio risk.

Information relating to SFDR and Taxonomy Regulation

The sub-fund promotes environmental and / or social characteristics, provided that the companies in which the investments are made follow good governance practices, in accordance with article 8 of SFDR, and it will have a minimum proportion of its assets considered as sustainable investments within the meaning of SFDR.

INFORMATION ABOUT THE ENVIRONMENTAL OR SOCIAL CHARACTERISTICS RELATING TO THIS SUB-FUND IS AVAILABLE IN THE ANNEX OF THE PROSPECTUS SET OUT IN BOOK III.

A summary of the commitments is also available in Appendix 5 of Book I.

Risk profile

Specific market risks:

- Collateral Management Risk
- Counterparty Risk
- Credit Risk
- Derivatives Risk
- Extra-Financial Criteria Investment Risk

For an overview of generic risks, please refer to the Appendix 3 of Book I of the Prospectus.

Investor type profile

This sub-fund is suitable for investors who:

BNP Paribas Funds Sustainable Euro Multi-Factor Corporate Bond

short-named BNP Paribas Sustainable Euro Multi-Factor Corporate Bond

- ✓ Are looking for a diversification of their investments in fixed income securities;
- ✓ Can accept low to medium market risks;
- ✓ Have an investment horizon of 3 years.

Accounting Currency

EUR

Fees payable by the sub-fund

Category	Management (max)	Performance (max)	Distribution (max)	Other (max)	TAB ⁽¹⁾
Classic	0.50%	No	none	0.30%	0.05%
N	0.50%	No	0.25%	0.30%	0.05%
Privilege	0.25%	No	none	0.20%	0.05%
I	0.25%	No	none	0.17%	0.01%
X	none	No	none	0.17%	0.01%
K	0.50%	No	0.75%	0.30%	0.05%

(1) Taxe d'abonnement. In addition, the Company may be subject to foreign UCI's tax, and/or other regulators levy, in the country where the sub-fund is registered for distribution.

The complete list of shares offered is available on the website www.bnpparibas-am.com

For each active share, a KID is available on the website www.bnpparibas-am.com

Additional information

Valuation Day:

For each day of the week on which banks are open for business in Luxembourg (a "Valuation Day"), there is a corresponding NAV which is dated the same day.

It is available at the Company's registered office, from local agents, and in any newspapers designated by the Board of Directors and the website www.bnpparibas-am.com

Terms of subscription / conversion / redemption:

Subscription, redemption and conversion orders will be processed at an unknown net asset value in accordance with the rules set out below, only on Valuation Days, and the time mentioned is Luxembourg time.

Centralisation of orders	Orders Trade Date	NAV calculation and publication date	Orders Settlement Date
16:00 CET for STP orders, 12:00 CET for non STP orders on the Valuation Day (D)	Valuation Day (D)	Day after the Valuation Day (D+1)	Maximum three bank business days after the Valuation Day (D+3) ⁽¹⁾

(1) If the settlement day is a currency holiday, the settlement will occur the following business day.

Each time the "Orders Settlement Date" occurs before or on the same day of the "NAV calculation and publication date", the "Orders Settlement Date" will instead happen the next bank business day following the "NAV calculation and publication date."

(2) Centralisation for December 24 and 31 will be exceptionally advanced to 12:00 CET for STP orders due to an early closure of markets.

Historical information:

Sub-fund launched on 24 January 2018 with the name "QIS Multi-Factor Credit Euro IG"

Renamed "Euro Multi-Factor Corporate Bond" as from 30 August 2019.

Current name as from 19 February 2021.

Taxation:

Potential shareholders are recommended to seek full information in their country of origin, place of residence or domicile on the possible tax consequences associated with their investment.

BNP Paribas Funds Sustainable Euro Multi-Factor Equity

short-named BNP Paribas Sustainable Euro Multi-Factor Equity

Investment objective

The implemented strategy aims at increasing the value of a portfolio of euro equities, issued primarily by socially responsible companies, over the medium term using a systematic security selection approach combining several factor styles.

Investment policy

At all times, this sub-fund invests at least 75% of its assets in equities and/or equity equivalent securities issued by companies that have their registered offices in the Eurozone.

The remaining portion, namely a maximum 25% of its assets, may be invested in other equities, debt securities and money market instruments, provided that investments in debt securities of any kind do not exceed 15% of its assets, and up to 10% of its assets may be invested in UCITS or UCIs.

The assets thus described will primarily be invested in EUR.

The portfolio is built based on a systematic approach, combining several equity factor criteria such as value, quality, low-volatility and momentum.

The sub-fund may hold ancillary liquid assets within the limits and conditions described in Book I, Appendix 1 – Eligible Assets, point 7.

Sustainable Investment policy

The Investment Manager applies BNP PARIBAS ASSET MANAGEMENT's Sustainable Investment Policy, which takes into account Environmental, Social and Governance (ESG) criteria in the investment process of the sub-fund as set out in Book I.

The sub-fund applies binding and significant ESG integration approach and improves its ESG profile while aiming at reducing its environmental footprint, as measured by greenhouse gas emissions, compared to the investment universe.

Scores related to ESG and carbon footprint are calculated for each issuer of the investment universe. The portfolio is then constructed to select the best securities available in order to consistently achieve the following targets:

- a portfolio's ESG score higher than the ESG score of the investment universe after eliminating at least 20% of securities with the lowest ESG Score, and
- a portfolio's carbon footprint at least 50% lower than the carbon footprint of the investment universe.

The investment manager applies a non-financial analysis on a minimum of 90% of the assets of the sub-fund (excluding ancillary liquid assets) based on the internal Proprietary ESG scoring framework, and assessment of their carbon footprint, as indicated in Book I.

Furthermore, the sub-fund does not invest in:

- companies that are part of the 10% lowest ESG scores of the investment universe, assessed in accordance with the ESG Scores methodology referred to in Book I;
- companies that do not comply with BNP Paribas Asset Management's Responsible Business Conduct Standards, as set out in Book I.

Derivatives and Securities Financing Transactions

Core financial derivative instruments may be used for efficient portfolio management and hedging as described in points 2 and 3 of Appendix 2 of Book I.

Information relating to SFDR and Taxonomy Regulation

The sub-fund promotes environmental and / or social characteristics, provided that the companies in which the investments are made follow good governance practices, in accordance with article 8 of SFDR, and it will have a minimum proportion of its assets considered as sustainable investments within the meaning of SFDR.

INFORMATION ABOUT THE ENVIRONMENTAL OR SOCIAL CHARACTERISTICS RELATING TO THIS SUB-FUND IS AVAILABLE IN THE ANNEX OF THE PROSPECTUS SET OUT IN BOOK III.

A summary of the commitments is also available in Appendix 5 of Book I.

Risk profile

Specific market risks:

- Extra-Financial Criteria Investment Risk
- Equity Risk

For an overview of generic risks, please refer to the Appendix 3 of Book I of the Prospectus.

Investor type profile

This sub-fund is suitable for investors who:

- ✓ Are looking for a diversification of their investments in equities;
- ✓ Are willing to accept higher market risks in order to potentially generate higher long-term returns;
- ✓ Can accept significant temporary losses;
- ✓ Can tolerate volatility;
- ✓ Have an investment horizon of 5 years.

BNP Paribas Funds Sustainable Euro Multi-Factor Equity
short-named BNP Paribas Sustainable Euro Multi-Factor Equity

Accounting Currency

EUR

Fees payable by the sub-fund

Category	Management (max)	Performance (max)	Distribution (max)	Other (max)	TAB ⁽¹⁾
Classic	1.05%	No	none	0.35%	0.05%
N	1.05%	No	0.75%	0.35%	0.05%
Privilege	0.50%	No	none	0.25%	0.05%
I	0.40%	No	none	0.20%	0.01%
X	none	No	none	0.20%	0.01%

(1) *Taxe d'abonnement. In addition, the Company may be subject to foreign UCI's tax, and/or other regulators levy, in the country where the sub-fund is registered for distribution.*

The complete list of shares offered is available on the website www.bnpparibas-am.com

For each active share, a KID is available on the website www.bnpparibas-am.com

Additional information**Valuation Day:**

For each day of the week on which banks are open for business in Luxembourg (a "Valuation Day"), there is a corresponding NAV which is dated the same day.

It is available at the Company's registered office, from local agents, and in any newspapers designated by the Board of Directors and the website www.bnpparibas-am.com

Terms of subscription / conversion / redemption:

Subscription, redemption and conversion orders will be processed at an unknown net asset value in accordance with the rules set out below, only on Valuation Days, and the time mentioned is Luxembourg time.

Centralisation of orders	Orders Trade Date	NAV calculation and publication date	Orders Settlement Date
16:00 CET for STP orders, 12:00 CET for non STP orders on the Valuation Day (D)	Valuation Day (D)	Day after the Valuation Day (D+1)	Maximum three bank business days after the Valuation Day (D+3) ⁽¹⁾

(1) *If the settlement day is a currency holiday, the settlement will occur the following business day.*

Each time the "Orders Settlement Date" occurs before or on the same day of the "NAV calculation and publication date", the "Orders Settlement Date" will instead happen the next bank business day following the "NAV calculation and publication date."

(2) *Centralisation for December 24 and 31 will be exceptionally advanced to 12:00 CET for STP orders due to an early closure of markets.*

Historical information:

Sub-fund launched on 18 September 2019 with the name "Euro Multi-Factor Equity"

Current name as from 19 February 2021.

Taxation:

Potential shareholders are recommended to seek full information in their country of origin, place of residence or domicile on the possible tax consequences associated with their investment.

BNP Paribas Funds Sustainable Europe Dividend short-named BNP Paribas Sustainable Europe Dividend

Investment objective

Increase the value of its assets over the medium term by investing in European dividend equities issued by socially responsible companies.

Investment policy

At all times, this sub-fund invests at least 75% of its assets in equities and/or equity equivalent securities issued by companies that have their registered office either in a country member of the EEA or in the United Kingdom, other than non-cooperative countries in the fight against fraud and tax evasion, and whose dividend prospects are, in the opinion of the management team, sustainable over the medium term.

The remaining portion, namely a maximum of 25% of its assets, may be invested in any other transferable securities, money market instruments, and also, within a limit of 15% of the assets, in debt securities of any kind and, within a limit of 10% of the assets, in UCITS or UCIs.

The sub-fund may hold ancillary liquid assets within the limits and conditions described in Book I, Appendix 1 – Eligible Assets, point 7.

Sustainable Investment policy

The Investment Manager applies BNP PARIBAS ASSET MANAGEMENT's Sustainable Investment Policy, which takes into account Environmental, Social and Governance (ESG) criteria in the investment process of the sub-fund as set out in Book I.

The investment manager applies a non-financial analysis on a minimum of 90% of the assets of the sub-fund (excluding ancillary liquid assets) based on the internal Proprietary ESG scoring framework as indicated in Book I.

The average portfolio ESG score of the sub-fund is higher than the one of its investment universe, being the large and mid-cap European companies across the main European markets, after eliminating at least 20% of securities with the lowest ESG Score. **Derivatives and Securities**

Financing Transactions

Core financial derivative instruments, and warrants, may be used for efficient portfolio management and hedging as described in points 2 and 3 of Appendix 2 of Book I.

Information relating to SFDR and Taxonomy Regulation

The sub-fund promotes environmental and / or social characteristics, provided that the companies in which the investments are made follow good governance practices, in accordance with article 8 of SFDR, and it will have a minimum proportion of its assets considered as sustainable investments within the meaning of SFDR.

INFORMATION ABOUT THE ENVIRONMENTAL OR SOCIAL CHARACTERISTICS RELATING TO THIS SUB-FUND IS AVAILABLE IN THE ANNEX OF THE PROSPECTUS SET OUT IN BOOK III.

A summary of the commitments is also available in Appendix 5 of Book I.

Risk profile

Specific market risks:

- Extra-Financial Criteria Investment Risk
- Equity Risk

For an overview of the generic risks, please refer to the Appendix 3 of the Book I of the Prospectus.

Investor type profile

This sub-fund is suitable for investors who:

- ✓ Are looking for a diversification of their investments in equities;
- ✓ Are willing to accept higher market risks in order to potentially generate higher long-term returns;
- ✓ Can accept significant temporary losses;
- ✓ Can tolerate volatility;
- ✓ Have an investment horizon of 5 years.

Accounting Currency

EUR

Fees payable by the sub-fund

Category	Management (max)	Performance (max)	Distribution (max)	Other (max)	TAB ⁽¹⁾
Classic	1.50%	No	none	0.40%	0.05%
N	1.50%	No	0.75%	0.40%	0.05%
Privilege	0.75%	No	none	0.25%	0.05%
I	0.75%	No	none	0.20%	0.01%
X	none	No	none	0.20%	0.01%

⁽¹⁾ *Taxe d'abonnement. In addition, the Company may be subject to foreign UCI's tax, and/or other regulators levy, in the country where the sub-fund is registered for distribution.*

The complete list of shares offered is available on the website www.bnpparibas-am.com

BNP Paribas Funds Sustainable Europe Dividend short-named BNP Paribas Sustainable Europe Dividend

For each active share, a KID is available on the website www.bnpparibas-am.com

Additional information

Valuation Day:

For each day of the week on which banks are open for business in Luxembourg (a "Valuation Day"), there is a corresponding NAV which is dated the same day.

It is available at the Company's registered office, from local agents, and in any newspapers designated by the Board of Directors and the website www.bnpparibas-am.com

Terms of subscription / conversion / redemption:

Subscription, redemption and conversion orders will be processed at an unknown net asset value in accordance with the rules set out below, only on Valuation Days, and the time mentioned is Luxembourg time.

Centralisation of orders ⁽²⁾	Orders Trade Date	NAV calculation and publication date	Orders Settlement Date
16:00 CET for STP orders, 12:00 CET for non STP orders on the Valuation Day (D)	Valuation Day (D)	Day after the Valuation Day (D+1)	Maximum three bank business days after the Valuation Day (D+3) ⁽¹⁾

- (1) *If the settlement day is a currency holiday, the settlement will occur the following business day. Each time the "Orders Settlement Date" occurs before or on the same day of the "NAV calculation and publication date", the "Orders Settlement Date" will instead happen the next bank business day following the "NAV calculation and publication date."*
- (2) *Centralisation for December 24 and 31 will be exceptionally advanced to 12:00 CET for STP orders due to an early closure of markets.*

Historical information:

Sub-fund launched on 16 October 2000 with the name "Europe Growth Plus"

Renamed "Europe Growth" on 23 August 2002

Revamping into "Europe Dividend" on 29 September 2003

Absorption on 24 September 2004 of the "Iberia" and "Scandinavia" sub-funds of the Company

Absorption on 30 June 2005 of the "Spanish Shares" sub-funds of the CAIXA FUNDS

Renamed "Equity High Dividend Europe" on 1st September 2010

Absorption on 14 March 2011 of the "Equity High Dividend Europe" sub-fund of the sicav BNP Paribas L1

On 6 June 2014:

- "Privilege-CAP" shares split by 10
- "I-CAP" shares split by 1,000

Revamping into "Sustainable Equity High Dividend Europe" on 25 April 2016

Renamed "Europe Dividend" as from 30 August 2019

Current name as from 31 January 2022

Taxation:

Potential shareholders are recommended to seek full information in their country of origin, place of residence or domicile on the possible tax consequences associated with their investment.

BNP Paribas Funds Sustainable Europe Multi-Factor Equity

short-named BNP Paribas Sustainable Europe Multi-Factor Equity

Investment objective

The implemented strategy aims at increasing the value of a portfolio of European equities, issued primarily by socially responsible companies, over the medium term using a systematic security selection approach combining several factor styles.

Investment policy

At all times, this sub-fund invests at least 75% of its assets in equities and/or equity equivalent securities issued by companies that have their registered offices or conduct the majority of their business activities in Europe.

The remaining portion, namely a maximum of 25% of its assets, may be invested in other equities, debt securities and money market instruments, provided that investments in debt securities of any kind do not exceed 15% of its assets, and up to 10% of its assets may be invested in UCITS or UCIs.

The portfolio is built based on a systematic approach, combining several equity factor criteria such as value, quality, low-volatility and momentum.

The sub-fund may hold ancillary liquid assets within the limits and conditions described in Book I, Appendix 1 – Eligible Assets, point 7.

Sustainable Investment policy

The Investment Manager applies BNP PARIBAS ASSET MANAGEMENT's Sustainable Investment Policy, which takes into account Environmental, Social and Governance (ESG) criteria in the investment process of the sub-fund as set out in Book I.

The sub-fund applies binding and significant ESG integration approach and improves its ESG profile while aiming at reducing its environmental footprint, as measured by greenhouse gas emissions, compared to the investment universe.

Scores related to ESG and carbon footprint are calculated for each issuer of the investment universe. The portfolio is then constructed to select the best securities available in order to consistently achieve the following targets:

- a portfolio's ESG score higher than the ESG score of the investment universe after eliminating at least 20% of securities with the lowest ESG Score, and
- a portfolio's carbon footprint at least 50% lower than the carbon footprint of the investment universe.

The investment manager applies a non-financial analysis on a minimum of 90% of the assets of the sub-fund (excluding ancillary liquid assets) based on the internal Proprietary ESG scoring framework, and assessment of their carbon footprint, as indicated in Book I.

Furthermore, the sub-fund does not invest in:

- companies that are part of the 10% lowest ESG scores of the investment universe, assessed in accordance with the ESG Scores methodology referred to in Book I;
- companies that do not comply with BNP Paribas Asset Management's Responsible Business Conduct Standards, as set out in Book I.

Derivatives and Securities Financing Transactions

Core financial derivative instruments may be used for efficient portfolio management and hedging as described in points 2 and 3 of Appendix 2 of Book I.

Information relating to SFDR and Taxonomy Regulation

The sub-fund promotes environmental and / or social characteristics, provided that the companies in which the investments are made follow good governance practices, in accordance with article 8 of SFDR, and it will have a minimum proportion of its assets considered as sustainable investments within the meaning of SFDR.

INFORMATION ABOUT THE ENVIRONMENTAL OR SOCIAL CHARACTERISTICS RELATING TO THIS SUB-FUND IS AVAILABLE IN THE ANNEX OF THE PROSPECTUS SET OUT IN BOOK III.

A summary of the commitments is also available in Appendix 5 of Book I.

Risk profile

Specific market risks:

- Extra-Financial Criteria Investment Risk
- Equity Risk

For an overview of generic risks, please refer to the Appendix 3 of Book I of the Prospectus.

Investor type profile

This sub-fund is suitable for investors who:

- ✓ Are looking for a diversification of their investments in equities;
- ✓ Are willing to accept higher market risks in order to potentially generate higher long-term returns;
- ✓ Can accept significant temporary losses;
- ✓ Can tolerate volatility;
- ✓ Have an investment horizon of 5 years.

Accounting Currency

EUR

BNP Paribas Funds Sustainable Europe Multi-Factor Equity
short-named BNP Paribas Sustainable Europe Multi-Factor Equity

Fees payable by the sub-fund

Category	Management (max)	Performance (max)	Distribution (max)	Other (max)	TAB ⁽¹⁾
Classic	1.50%	No	none	0.40%	0.05%
N	1.50%	No	0.75%	0.40%	0.05%
Privilege	0.75%	No	none	0.25%	0.05%
I	0.75%	No	none	0.20%	0.01%
I Plus	0.60%	No	none	0.20%	0.01%
X	none	No	none	0.20%	0.01%
X2	none	No	none	0.20%	0.01%
K	1.50%	No	0.75%	0.40%	0.05%

(1) *Taxe d'abonnement. In addition, the Company may be subject to foreign UCI's tax, and/or other regulators levy, in the country where the sub-fund is registered for distribution.*

The complete list of shares offered is available on the website www.bnpparibas-am.com

For each active share, a KID is available on the website www.bnpparibas-am.com

Additional information**Valuation Day:**

For each day of the week on which banks are open for business in Luxembourg (a "Valuation Day"), there is a corresponding NAV which is dated the same day.

It is available at the Company's registered office, from local agents, and in any newspapers designated by the Board of Directors and the website www.bnpparibas-am.com

Terms of subscription / conversion / redemption:

Subscription, redemption and conversion orders will be processed at an unknown net asset value in accordance with the rules set out below, only on Valuation Days, and the time mentioned is Luxembourg time.

Centralisation of orders	Orders Trade Date	NAV calculation and publication date	Orders Settlement Date
16:00 CET for STP orders, 12:00 CET for non STP orders on the Valuation Day (D)	Valuation Day (D)	Day after the Valuation Day (D+1)	Maximum three bank business days after the Valuation Day (D+3) ⁽¹⁾

(1) *If the settlement day is a currency holiday, the settlement will occur the following business day.*

Each time the "Orders Settlement Date" occurs before or on the same day of the "NAV calculation and publication date", the "Orders Settlement Date" will instead happen the next bank business day following the "NAV calculation and publication date."

(2) *Centralisation for December 24 and 31 will be exceptionally advanced to 12:00 CET for STP orders due to an early closure of markets.*

Historical information:

Sub-fund launched with the name "Equity Europe DEFI" on 13 July 2016 into the sicav BNP Paribas L1

On 13 September 2019:

- Transfer into the Company with the name "Europe Multi-Factor Equity"
- Absorption of the "Sustainable Equity Europe" sub-fund of the Company

Current name as from 19 February 2021.

Taxation:

Potential shareholders are recommended to seek full information in their country of origin, place of residence or domicile on the possible tax consequences associated with their investment.

BNP Paribas Funds Sustainable Europe Value

short-named BNP Paribas Sustainable Europe Value

Investment objective

Increase the value of its assets over the medium term by investing primarily in European value equities issued by socially responsible companies.

Investment policy

At all times, this sub-fund invests at least 75% of its assets in equities and/or equity equivalent securities issued by companies that the management team considers to be under-valued as compared to the market on the purchase date and that have their registered office in a member country of the EEA, other than non-cooperative countries in the fight against fraud and tax evasion.

The remaining portion, namely a maximum of 25% of its assets, may be invested in any other transferable securities, money market instruments, and also, within a limit of 15% of the assets, in debt securities of any kind and, within a limit of 10% of the assets, in UCITS or UCIs.

The sub-fund may hold ancillary liquid assets within the limits and conditions described in Book I, Appendix 1 – Eligible Assets, point 7.

Sustainable Investment policy

The Investment Manager applies BNP PARIBAS ASSET MANAGEMENT's Sustainable Investment Policy, which takes into account Environmental, Social and Governance (ESG) criteria in the investment process of the sub-fund as set out in Book I.

The investment manager applies a non-financial analysis on a minimum of 90% of the assets of the sub-fund (excluding ancillary liquid assets) based on the internal Proprietary ESG scoring framework as indicated in Book I. The average portfolio ESG score of the sub-fund is higher than the one of its investment universe after eliminating at least 20% of securities with the lowest ESG Score.

Derivatives and Securities Financing Transactions

Core financial derivative instruments may be used for efficient portfolio management and hedging as described in points 2 and 3 of Appendix 2 of Book I.

Information relating to SFDR and Taxonomy Regulation

The sub-fund promotes environmental and / or social characteristics, provided that the companies in which the investments are made follow good governance practices, in accordance with article 8 of SFDR, and it will have a minimum proportion of its assets considered as sustainable investments within the meaning of SFDR.

INFORMATION ABOUT THE ENVIRONMENTAL OR SOCIAL CHARACTERISTICS RELATING TO THIS SUB-FUND IS AVAILABLE IN THE ANNEX OF THE PROSPECTUS SET OUT IN BOOK III.

A summary of the commitments is also available in Appendix 5 of Book I.

Risk profile

Specific market risks:

- Extra-Financial Criteria Investment Risk
- Equity Risk

For an overview of the generic risks, please refer to the Appendix 3 of the Book I of the Prospectus.

Investor type profile

This sub-fund is suitable for investors who:

- ✓ Are looking for a diversification of their investments in equities;
- ✓ Are willing to accept higher market risks in order to potentially generate higher long-term returns;
- ✓ Can accept significant temporary losses;
- ✓ Can tolerate volatility;
- ✓ Have an investment horizon of 5 years.

Accounting Currency

EUR

Fees payable by the sub-fund

Category	Management (max)	Performance (max)	Distribution (max)	Other (max)	TAB ⁽¹⁾
Classic	1.50%	No	none	0.40%	0.05%
N	1.50%	No	0.75%	0.40%	0.05%
Privilege	0.75%	No	none	0.25%	0.05%
I	0.75%	No	none	0.20%	0.01%
X	none	No	none	0.20%	0.01%

(1) *Taxe d'abonnement. In addition, the Company may be subject to foreign UCI's tax, and/or other regulators levy, in the country where the sub-fund is registered for distribution.*

The complete list of shares offered is available on the website www.bnpparibas-am.com

For each active share, a KID is available on the website www.bnpparibas-am.com

BNP Paribas Funds Sustainable Europe Value

short-named BNP Paribas Sustainable Europe Value

Additional information

Valuation Day:

For each day of the week on which banks are open for business in Luxembourg (a "Valuation Day"), there is a corresponding NAV which is dated the same day.

It is available at the Company's registered office, from local agents, and in any newspapers designated by the Board of Directors and the website www.bnpparibas-am.com

Terms of subscription / conversion / redemption:

Subscription, redemption and conversion orders will be processed at an unknown net asset value in accordance with the rules set out below, only on Valuation Days, and the time mentioned is Luxembourg time.

Centralisation of orders ⁽²⁾	Orders Trade Date	NAV calculation and publication date	Orders Settlement Date
16:00 CET for STP orders, 12:00 CET for non STP orders on the Valuation Day (D)	Valuation Day (D)	Day after the Valuation Day (D+1)	Maximum three bank business days after the Valuation Day (D+3) ⁽¹⁾

(1) *If the settlement day is a currency holiday, the settlement will occur the following business day.*

Each time the "Orders Settlement Date" occurs before or on the same day of the "NAV calculation and publication date", the "Orders Settlement Date" will instead happen the next bank business day following the "NAV calculation and publication date."

(2) *Centralisation for December 24 and 31 will be exceptionally advanced to 12:00 CET for STP orders due to an early closure of markets.*

Historical information:

Sub-fund launched on 2 October 2003 with the name "Europe Value"

Renamed "Equity Europe Value" as from 1st September 2010

On 6 June 2014:

- "Privilege-CAP" shares split by 10
- "I-CAP" shares split by 1,000

Renamed "Europe Value" as from 30 August 2019

Current name as from 19 February 2021.

Taxation:

Potential shareholders are recommended to seek full information in their country of origin, place of residence or domicile on the possible tax consequences associated with their investment.

BNP Paribas Funds Sustainable Global Corporate Bond

short-named BNP Paribas Sustainable Global Corporate Bond

Investment objective

Increase the value of its assets over the medium term by investing primarily in corporate bonds issued by socially responsible companies.

Investment policy

The sub-fund follows a "Best-in-Class" approach which selects issuers that demonstrate superior social and environmental responsibility, while implementing robust corporate governance practices within their sector of activity.

In addition, the sub-fund will select issuers (1) whose products and services contribute to resolving problems linked to environment and sustainable development, and (2) whose products and services will have positive and sustainable impacts on the environment and social climate.

The sub-fund invests at least 2/3 of its assets in Investment Grade Bonds and/or securities treated as equivalent issued by companies in any country.

In the event the rating criteria are no longer met, the Investment Manager will promptly adjust the composition of the portfolio in the interest of the shareholders.

The remaining portion, namely a maximum of 1/3 of its assets, may be invested in any other transferable securities, money market instruments, and, within a limit of 10% of the assets, in UCITS or UCIs.

The sub-fund may be exposed to emerging markets up to 5% of its assets.

After hedging, the sub-fund's exposure to currencies other than USD may not exceed 5%.

The sub-fund may hold ancillary liquid assets within the limits and conditions described in Book I, Appendix 1 – Eligible Assets, point 7.

Sustainable Investment policy

The Investment Manager applies BNP PARIBAS ASSET MANAGEMENT's Sustainable Investment Policy, which takes into account Environmental, Social and Governance (ESG) criteria in the investment process of the sub-fund as set out in Book I.

The investment manager applies a non-financial analysis on a minimum of 90% of the assets of the sub-fund (excluding ancillary liquid assets) based on the internal Proprietary ESG scoring framework as indicated in Book I. At least 20% of the investment universe is eliminated based on low ESG scores and/or sector exclusions.

The ESG scoring process has three key steps:

- 1) A quantitative ESG score for each issuer /country is calculated based on ESG indicators,
- 2) Then, qualitative elements linked to the key sustainable issues may be considered. This process may modify the initial score.
- 3) The new ESG score is converted into a ranking which leads the following recommendations:
 - Issuers having a good score: Positive recommendation
 - Issuers having a medium score: Neutral recommendation
 - Issuers having a poor score: Negative recommendation

The Investment Manager may only invest in issuers having a Positive and/or Neutral recommendation.

The average portfolio ESG score of the sub-fund is higher than the one of its investment universe.

Derivatives and Securities Financing Transactions

Core financial derivative instruments, and CDS, may be used for efficient portfolio management and hedging as described in points 2 and 3 of Appendix 2 of Book I.

Information relating to SFDR and Taxonomy Regulation

The sub-fund promotes environmental and / or social characteristics, provided that the companies in which the investments are made follow good governance practices, in accordance with article 8 of SFDR, and it will have a minimum proportion of its assets considered as sustainable investments within the meaning of SFDR.

INFORMATION ABOUT THE ENVIRONMENTAL OR SOCIAL CHARACTERISTICS RELATING TO THIS SUB-FUND IS AVAILABLE IN THE ANNEX OF THE PROSPECTUS SET OUT IN BOOK III.

A summary of the commitments is also available in Appendix 5 of Book I.

Risk profile

Specific market risks:

- Credit Risk
- Emerging Markets Risk
- Extra-Financial Criteria Investment Risk
- Risks related to investments in some countries

Risks related to investments in CNH share categories

For an overview of the generic risks, please refer to the Appendix 3 of the Book I of the Prospectus.

Investor type profile

This sub-fund is suitable for investors who:

- ✓ Are looking for a diversification of their investments in fixed income securities;
- ✓ Can accept low to medium market risks;

BNP Paribas Funds Sustainable Global Corporate Bond

short-named BNP Paribas Sustainable Global Corporate Bond

- ✓ Have an investment horizon of 3 years.

Accounting Currency

USD

Fees payable by the sub-fund

Category	Management (max)	Performance (max)	Distribution (max)	Other (max)	TAB ⁽¹⁾
Classic	0.75%	No	none	0.30%	0.05%
N	0.75%	No	0.50%	0.30%	0.05%
Privilege	0.40%	No	none	0.20%	0.05%
I	0.30%	No	none	0.17%	0.01%
X	none	No	none	0.17%	0.01%
B	0.75%	No	1.00%	0.30%	0.05%
K	0.75%	No	0.75%	0.30%	0.05%

(1) *Taxe d'abonnement. In addition, the Company may be subject to foreign UCI's tax, and/or other regulators levy, in the country where the sub-fund is registered for distribution.*

The complete list of shares offered is available on the website www.bnpparibas-am.com

For each active share, a KID is available on the website www.bnpparibas-am.com

Additional information

Valuation Day:

For each day of the week on which banks are open for business in Luxembourg (a "Valuation Day"), there is a corresponding NAV which is dated the same day.

It is available at the Company's registered office, from local agents, and in any newspapers designated by the Board of Directors and the website www.bnpparibas-am.com

Terms of subscription / conversion / redemption:

Subscription, redemption and conversion orders will be processed at an unknown net asset value in accordance with the rules set out below, only on Valuation Days, and the time mentioned is Luxembourg time.

Centralisation of orders ⁽²⁾	Orders Trade Date	NAV calculation and publication date	Orders Settlement Date
16:00 CET for STP orders, 12:00 CET for non STP orders on the Valuation Day (D)	Valuation Day (D)	Day after the Valuation Day (D+1)	Maximum three bank business days after the Valuation Day (D+3) ⁽¹⁾

(1) *If the settlement day is a currency holiday, the settlement will occur the following business day.*

Each time the "Orders Settlement Date" occurs before or on the same day of the "NAV calculation and publication date", the "Orders Settlement Date" will instead happen the next bank business day following the "NAV calculation and publication date."

(2) *Centralisation for December 24 and 31 will be exceptionally advanced to 12:00 CET for STP orders due to an early closure of markets.*

Historical information:

Sub-fund launched on 8 April 2008 with the name "Global Corporate Bond"

Renamed "Bond World Corporate" on 1st September 2010

"I-CAP" shares split by 1,000 on 6 June 2014

Renamed "Sustainable Bond World Corporate" as from 2 November 2016

Current name as from 30 August 2019

Taxation:

Potential shareholders are recommended to seek full information in their country of origin, place of residence or domicile on the possible tax consequences associated with their investment.

BNP Paribas Funds Sustainable Global Low Vol Equity

short-named BNP Paribas Sustainable Global Low Vol Equity

Investment objective

The sub-fund seeks to increase the value of its assets over the medium term by investing in worldwide equities, issued primarily by socially responsible companies, selected through a process aimed at reducing risk by selecting low volatility securities.

Investment policy

At all times, this sub-fund invests at least 75% of its assets in worldwide equities.

The remaining portion, namely a maximum of 25% of its assets, may be invested in any other transferable securities and money market instruments, provided that the investments in debt securities of any kind do not exceed 15% of its assets and the investments in UCITS or UCIs do not exceed 10%.

The sub-fund's exposure to currencies is not hedged.

The sub-fund's strategy will focus on reducing risk by selecting low volatility securities.

The Investment Manager will follow a risk-optimisation process when constructing the portfolio.

The sub-fund may hold ancillary liquid assets within the limits and conditions described in Book I, Appendix 1 – Eligible Assets, point 7.

Sustainable Investment policy

The Investment Manager applies BNP PARIBAS ASSET MANAGEMENT's Sustainable Investment Policy, which takes into account Environmental, Social and Governance (ESG) criteria in the investment process of the sub-fund, as set out in Book I.

The sub-fund applies binding and significant ESG integration approach and improves its ESG profile while aiming at reducing its environmental footprint, as measured by greenhouse gas emissions, compared to the investment universe as described in the Investment Policy.

Scores related to ESG and carbon footprint are calculated for each issuer of the investment universe. The portfolio is then constructed to select the best securities available in order to consistently achieve the following targets:

- a portfolio's ESG score higher than the ESG score of the investment universe after eliminating at least 20% of securities with the lowest ESG Score, and
- a portfolio's carbon footprint at least 50% lower than the carbon footprint of the investment universe.

The investment manager applies a non-financial analysis on a minimum of 90% of the assets of the sub-fund (excluding ancillary liquid assets) based on the internal Proprietary ESG scoring framework, and assessment of their carbon footprint, as indicated in Book I.

Furthermore, the sub-fund does not invest in:

- companies that are part of the 10% lowest ESG scores of the investment universe, assessed in accordance with the ESG Scores methodology referred to in Book I;
- companies that do not comply with BNP Paribas Asset Management's Responsible Business Conduct Standards, as set out in Book I.

Derivatives and Securities Financing Transactions

Core financial derivative instruments may be used for hedging only as described in points 2 and 3 of Appendix 2 of Book I.

Information relating to SFDR and Taxonomy Regulation

The sub-fund promotes environmental and / or social characteristics, provided that the companies in which the investments are made follow good governance practices, in accordance with article 8 of SFDR, and it will have a minimum proportion of its assets considered as sustainable investments within the meaning of SFDR.

INFORMATION ABOUT THE ENVIRONMENTAL OR SOCIAL CHARACTERISTICS RELATING TO THIS SUB-FUND IS AVAILABLE IN THE ANNEX OF THE PROSPECTUS SET OUT IN BOOK III.

A summary of the commitments is also available in Appendix 5 of Book I.

Risk profile

Specific market risks:

- Currency Exchange Risk
- Extra-Financial Criteria Investment Risk
- Equity Risk

For an overview of generic risks, please refer to the Appendix 3 of Book I of the Prospectus.

Investor type profile

This sub-fund is suitable for investors who:

- ✓ Are looking for a diversification of their investments in equities;
- ✓ Are willing to accept higher market risks in order to potentially generate higher long-term returns;
- ✓ Can accept significant temporary losses;
- ✓ Can tolerate volatility;
- ✓ Have an investment horizon of 5 years.

Accounting Currency

EUR

BNP Paribas Funds Sustainable Global Low Vol Equity

short-named BNP Paribas Sustainable Global Low Vol Equity

Fees payable by the sub-fund

Category	Management (max)	Performance (max)	Distribution (max)	Other (max)	TAB ⁽¹⁾
Classic	1.50%	No	none	0.40%	0.05%
N	1.50%	No	0.75%	0.40%	0.05%
Privilege	0.75%	No	none	0.25%	0.05%
I	0.75%	No	none	0.20%	0.01%
I Plus	0.60%	No	none	0.20%	0.01%
X	none	No	none	0.20%	0.01%
X2	none	No	none	0.20%	0.01%
B	1.50%	No	1.00%	0.40%	0.05%
K	1.50%	No	0.75%	0.40%	0.05%

(1) *Taxe d'abonnement.* In addition, the Company may be subject to foreign UCI's tax, and/or other regulators levy, in the country where the sub-fund is registered for distribution.

The complete list of shares offered is available on the website www.bnpparibas-am.com.

For each active share, a KID is available on the website www.bnpparibas-am.com.

Additional information

Valuation Day:

For each day of the week on which banks are open for business in Luxembourg (a "Valuation Day"), there is a corresponding NAV which is dated the same day.

It is available at the Company's registered office, from local agents, and in any newspapers designated by the Board of Directors and the website www.bnpparibas-am.com

Terms of subscription / conversion / redemption:

Subscription, redemption and conversion orders will be processed at an unknown net asset value in accordance with the rules set out below, only on Valuation Days, and the time mentioned is Luxembourg time.

Centralisation of orders ⁽²⁾	Orders Trade Date	NAV calculation and publication date	Orders Settlement Date
16:00 CET for STP orders, 12:00 CET for non STP orders on the Valuation Day (D)	Valuation Day (D)	Day after the Valuation Day (D+1)	Maximum three bank business days after the Valuation Day (D+3) ⁽¹⁾

(1) *If the settlement day is a currency holiday, the settlement will occur the following business day.*

Each time the "Orders Settlement Date" occurs before or on the same day of the "NAV calculation and publication date", the "Orders Settlement Date" will instead happen the next bank business day following the "NAV calculation and publication date."

(2) *Centralisation for December 24 and 31 will be exceptionally advanced to 12:00 CET for STP orders due to an early closure of markets.*

Historical information:

Sub-fund launched on 6 April 1998 in the sicav INTERSELEX EQUITY (renamed INTERSELEX on 4 May 1998, FORTIS L FUND on 30 September 1999 and BNP Paribas L1 on 1 August 2010) with the name "Best Selection World"

Renamed "Equity Best Selection World" on 4 May 1998

Absorption on 17 November 2008 of the "Global Equity Growth Fund" sub-fund of the sicav ABN AMRO Funds

Absorption on 13 July 2009 of the "Equity Small Caps World" sub-fund of the sicav FORTIS L FUND

Transformation into "Equity World Minimum Variance" on 1st April 2011

Renamed "Equity World Low Volatility" as from on 1st June 2012

Absorption on 3 December 2012 of the "Equity World" sub-fund of the Company

Transfer in the Company on 17 May 2013

Absorption on 27 May 2013 of the "Equity High Dividend World" sub-fund of the sicav BNP Paribas L1

On 15 March 2018:

- "Classic-CAP" shares split by 6

- "Classic-DIS" shares split by 4

Absorption on 29 March 2018 of the "Flexible Emerging" and "QUAM Dynamic Equities" sub-funds of the Belgian sicav BNP PARIBAS B CONTROL

Renamed Global Low Vol Equity on 30 August 2019

"Classic CZK-CAP" shares reverse-split 1 new share for 100 issued shares on 7 July 2020

Renamed Sustainable Global Low Vol Equity as from 31 January 2022

Taxation:

Potential shareholders are recommended to seek full information in their country of origin, place of residence or domicile on the possible tax consequences associated with their investment.

BNP Paribas Funds Sustainable Global Multi-Factor Corporate Bond
short-named BNP Paribas Sustainable Global Multi-Factor Corporate Bond

Investment objective

Increase the value of a portfolio of corporate bonds, issued primarily by socially responsible companies, over the medium term using a systematic security selection approach combining several factor styles.

Benchmark

The Bloomberg Global Aggregate Corporate Index USD Hedged* benchmark is used for:

- The investment universe selection;
- Performance comparison.

* with "Bloomberg Index Services Limited" as Benchmark Index administrators. Since 1 January 2021, "Bloomberg Index Services Limited" is considered as a "third country" UK administrator vis-à-vis the European Union and no longer appears on the Benchmark Register. The non-EU benchmarks are permitted to be used in the EU until the Regulation 2016/1011's transition period which has been extended to 31 December 2025. During this time "Bloomberg Index Services Limited" can either be granted the UK "equivalence" by the European Union or "endorsement" or "recognition" as per Regulation 2016/1011.

The sub-fund is not benchmark-constrained and its performance may deviate significantly from that of the benchmark.

Investment policy

The sub-fund invests at least 2/3 of its assets in Investment Grade corporate bonds and/or securities treated as equivalent.

In the event the rating criteria are no longer met, the Investment Manager will promptly adjust the composition of the portfolio in the interest of the shareholders.

The Investment managers will select securities from the benchmark universe and build the sub-fund's portfolio on a basis of a systematic approach, combining several factor criteria such as, but not limited to, (i) cash flow generation (quality), (ii) relative valuation compared to peers (value), (iii) medium term performance trend (momentum) and (iv) low indebtedness ("low-risk").

The remaining portion, namely a maximum of 1/3 of its assets, may be invested in money market instruments, in any other transferable securities up to 10%, and also, within a limit of 10% of the assets, in UCITS or UCIs.

The sub-fund is not directly invested in equities but it may hold equities or equity equivalent securities as a result of corporate actions, such as debt restructuring.

The sub-fund's exposure to currencies other than USD may not exceed 5%.

The sub-fund may hold ancillary liquid assets within the limits and conditions described in Book I, Appendix 1 – Eligible Assets, point 7.

Sustainable Investment policy

The Investment Manager applies BNP PARIBAS ASSET MANAGEMENT's Sustainable Investment Policy, which takes into account Environmental, Social and Governance (ESG) criteria in the investment process of the sub-fund as set out in Book I.

The sub-fund applies binding and significant ESG integration approach and improves its ESG profile while aiming at reducing its environmental footprint, as measured by greenhouse gas emissions, compared to the investment universe.

Scores related to ESG and carbon footprint are calculated for each issuer of the investment universe. The portfolio is then constructed to select the best securities available in order to consistently achieve the following targets:

- a portfolio's ESG score higher than the ESG score of the investment universe after eliminating at least 20% of securities with the lowest ESG Score, and
- a portfolio's carbon footprint at least 50% lower than the carbon footprint of the investment universe.

The investment manager applies a non-financial analysis on a minimum of 90% of the assets of the sub-fund (excluding ancillary liquid assets) based on the internal Proprietary ESG scoring framework, and assessment of their carbon footprint, as indicated in Book I.

Furthermore, the sub-fund does not invest in:

- companies that are part of the 10% lowest ESG scores of the investment universe, assessed in accordance with the ESG Scores methodology referred to in Book I;
- companies that do not comply with BNP Paribas Asset Management's Responsible Business Conduct Standards, as set out in Book I.

Derivatives and Securities Financing Transactions

In addition to core financial derivative instruments as described in points 2 and 3 of Appendix 2 of Book I, Credit Default Swaps Tradable indices and Credit Default Swap index tranches may be used to adjust portfolio risk.

Information relating to SFDR and Taxonomy Regulation

The sub-fund promotes environmental and / or social characteristics, provided that the companies in which the investments are made follow good governance practices, in accordance with article 8 of SFDR, and it will have a minimum proportion of its assets considered as sustainable investments within the meaning of SFDR.

INFORMATION ABOUT THE ENVIRONMENTAL OR SOCIAL CHARACTERISTICS RELATING TO THIS SUB-FUND IS AVAILABLE IN THE ANNEX OF THE PROSPECTUS SET OUT IN BOOK III.

A summary of the commitments is also available in Appendix 5 of Book I.

BNP Paribas Funds Sustainable Global Multi-Factor Corporate Bond

short-named BNP Paribas Sustainable Global Multi-Factor Corporate Bond

Risk profile

Specific market risks:

- Collateral Management Risk
- Counterparty Risk
- Credit Risk
- Derivatives Risk
- Extra-Financial Criteria Investment Risk
- Securitised Products Risk

For an overview of generic risks, please refer to the Appendix 3 of Book I of the Prospectus.

Investor type profile

This sub-fund is suitable for investors who:

- ✓ Are looking for a diversification of their investments in fixed income securities;
- ✓ Can accept low to medium market risks;
- ✓ Have an investment horizon of 3 years.

Accounting Currency

USD

Fees payable by the sub-fund

Category	Management (max)	Performance (max)	Distribution (max)	Other (max)	TAB ⁽¹⁾
Classic	0.50%	No	none	0.30%	0.05%
N	0.50%	No	0.25%	0.30%	0.05%
Privilege	0.25%	No	none	0.20%	0.05%
I	0.25%	No	none	0.17%	0.01%
I Plus	0.20%	No	none	0.17%	0.01%
X	none	No	none	0.17%	0.01%

(1) Taxe d'abonnement. In addition, the Company may be subject to foreign UCI's tax, and/or other regulators levy, in the country where the sub-fund is registered for distribution.

The complete list of shares offered is available on the website www.bnpparibas-am.com

For each active share, a KID is available on the website www.bnpparibas-am.com

Additional information

Valuation Day:

For each day of the week on which banks are open for business in Luxembourg and on which US bond markets are open (a "Valuation Day"), there is a corresponding NAV which is dated the same.

It is available at the Company's registered office, from local agents, and in any newspapers designated by the Board of Directors and the website www.bnpparibas-am.com

Terms of subscription / conversion / redemption:

Subscription, redemption and conversion orders will be processed at an unknown net asset value in accordance with the rules set out below, only on Valuation Days, and the time mentioned is Luxembourg time.

Centralisation of orders	Orders Trade Date	NAV calculation and publication date	Orders Settlement Date
16:00 CET for STP orders, 12:00 CET for non STP orders on the Valuation Day (D)	Valuation Day (D)	Day after the Valuation Day (D+1)	Maximum three bank business days after the Valuation Day (D+3) ⁽¹⁾

(1) If the settlement day is a currency holiday, the settlement will occur the following business day. Each time the "Orders Settlement Date" occurs before or on the same day of the "NAV calculation and publication date", the "Orders Settlement Date" will instead happen the next bank business day following the "NAV calculation and publication date".

(2) Centralisation for December 24 and 31 will be exceptionally advanced to 12:00 CET for STP orders due to an early closure of markets.

Historical information:

Sub-fund launched on 6 October 2021

Taxation:

Potential shareholders are recommended to seek full information in their country of origin, place of residence or domicile on the possible tax consequences associated with their investment.

BNP Paribas Funds Sustainable Global Multi-Factor Equity

short-named BNP Paribas Sustainable Global Multi-Factor Equity

Investment objective

The implemented strategy aims at increasing the value of a portfolio of Global equities, issued primarily by socially responsible companies, over the medium term using a systematic security selection approach combining several factor styles.

Investment policy

At all times this sub-fund invests at least 75% of its assets in equities and/or equity equivalent securities issued by companies from any countries. The remaining portion, namely a maximum of 25% of its assets, may be invested in other equities, debt securities, money market instruments and financial derivative instruments, provided that investments in debt securities of any kind do not exceed 15% of its assets, and up to 10% of its assets may be invested in UCITS or UCIs.

The portfolio is built based on a systematic approach, combining several equity factor criteria such as value, quality, low-volatility and momentum.

The sub-fund may hold ancillary liquid assets within the limits and conditions described in Book I, Appendix 1 – Eligible Assets, point 7.

Sustainable Investment policy

The Investment Manager applies BNP PARIBAS ASSET MANAGEMENT's Sustainable Investment Policy, which takes into account Environmental, Social and Governance (ESG) criteria in the investment process of the sub-fund as set out in Book I.

The sub-fund applies binding and significant ESG integration approach and improves its ESG profile while aiming at reducing its environmental footprint, as measured by greenhouse gas emissions, compared to the investment universe.

Scores related to ESG and carbon footprint are calculated for each issuer of the investment universe. The portfolio is then constructed to select the best securities available in order to consistently achieve the following targets:

- a portfolio's ESG score higher than the ESG score of the investment universe after eliminating at least 20% securities with the lowest ESG Score, and
- a portfolio's carbon footprint at least 50% lower than the carbon footprint of the investment universe.

The investment manager applies a non-financial analysis on a minimum of 90% of the assets of the sub-fund (excluding ancillary liquid assets) based on the internal Proprietary ESG scoring framework, and assessment of their carbon footprint, as indicated in Book I.

Furthermore, the sub-fund does not invest in:

- companies that are part of the 10% lowest ESG scores of the investment universe, assessed in accordance with the ESG Scores methodology referred to in Book I;
- companies that do not comply with BNP Paribas Asset Management's Responsible Business Conduct Standards, as set out in Book I.

Derivatives and Securities Financing Transactions

Core financial derivative instruments may be used for efficient portfolio management and hedging as described in points 2 and 3 of Appendix 2 of Book I.

Information relating to SFDR and Taxonomy Regulation

The sub-fund promotes environmental and / or social characteristics, provided that the companies in which the investments are made follow good governance practices, in accordance with article 8 of SFDR, and it will have a minimum proportion of its assets considered as sustainable investments within the meaning of SFDR.

INFORMATION ABOUT THE ENVIRONMENTAL OR SOCIAL CHARACTERISTICS RELATING TO THIS SUB-FUND IS AVAILABLE IN THE ANNEX OF THE PROSPECTUS SET OUT IN BOOK III.

A summary of the commitments is also available in Appendix 5 of Book I.

Risk profile

Specific market risks:

- Distressed Securities Risk
- Extra-Financial Criteria Investment Risk
- Equity Risk

For an overview of generic risks, please refer to the Appendix 3 of Book I of the Prospectus.

Investor type profile

This sub-fund is suitable for investors who:

- ✓ Are looking for a diversification of their investments in equities;
- ✓ Are willing to accept higher market risks in order to potentially generate higher long-term returns;
- ✓ Can accept significant temporary losses;
- ✓ Can tolerate volatility;
- ✓ Have an investment horizon of 5 years.

Accounting Currency

USD

BNP Paribas Funds Sustainable Global Multi-Factor Equity
short-named BNP Paribas Sustainable Global Multi-Factor Equity

Fees payable by the sub-fund

Category	Management (max)	Performance (max)	Distribution (max)	Other (max)	TAB ⁽¹⁾
Classic	1.50%	No	none	0.40%	0.05%
N	1.50%	No	0.75%	0.40%	0.05%
Privilege	0.75%	No	none	0.25%	0.05%
I	0.65%	No	none	0.20%	0.01%
X	none	No	none	0.20%	0.01%
X2	none	No	none	0.20%	0.01%
K	1.50%	No	0.75%	0.40%	0.05%

(1) *Taxe d'abonnement. In addition, the Company may be subject to foreign UCI's tax, and/or other regulators levy, in the country where the sub-fund is registered for distribution.*

The complete list of shares offered is available on the website www.bnpparibas-am.com

For each active share, a KID is available on the website www.bnpparibas-am.com

Additional information**Valuation Day:**

For each day of the week on which banks are open for business in Luxembourg (a "Valuation Day"), there is a corresponding NAV which is dated the same day.

It is available at the Company's registered office, from local agents, and in any newspapers designated by the Board of Directors and the website www.bnpparibas-am.com

Terms of subscription / conversion / redemption:

Subscription, redemption and conversion orders will be processed at an unknown net asset value in accordance with the rules set out below, only on Valuation Days, and the time mentioned is Luxembourg time.

Centralisation of orders	Orders Trade Date	NAV calculation and publication date	Orders Settlement Date
16:00 CET for STP orders, 12:00 CET for non STP orders on the Valuation Day (D)	Valuation Day (D)	Day after the Valuation Day (D+1)	Maximum three bank business days after the Valuation Day (D+3) ⁽¹⁾

(1) *If the settlement day is a currency holiday, the settlement will occur the following business day.*

Each time the "Orders Settlement Date" occurs before or on the same day of the "NAV calculation and publication date", the "Orders Settlement Date" will instead happen the next bank business day following the "NAV calculation and publication date."

(2) *Centralisation for December 24 and 31 will be exceptionally advanced to 12:00 CET for STP orders due to an early closure of markets.*

Historical information:

Sub-fund launched with the name "Equity World ERA" on 10 June 2016 into the sicav PARWORLD

Renamed "Equity World DEFI" as from 01 July 2016

Transfer into the Company on 11 October 2019 with the name "Global Multi-Factor Equity"

Current name as from 19 February 2021.

Taxation:

Potential shareholders are recommended to seek full information in their country of origin, place of residence or domicile on the possible tax consequences associated with their investment.

BNP Paribas Funds Sustainable Global Multi-Factor High Yield Bond

short-named BNP Paribas Sustainable Global Multi-Factor High Yield Bond

Investment objective

Increase the value of a portfolio of High Yield bonds, issued primarily by socially responsible companies, over the medium term using a systematic security selection approach combining several factor styles.

Benchmark

The ICE BofAML Global High Yield Constrained Index USD Hedged* benchmark is used for

- The investment universe selection;
- Performance comparison.

* with "ICE Benchmark Administration Limited" as Benchmark Index administrators. Since 1 January 2021, "ICE Benchmark Administration Limited" is considered as a "third country" UK administrator vis-à-vis the European Union and no longer appears on the Benchmark Register. The non-EU benchmarks are permitted to be used in the EU until the Regulation 2016/1011's transition period which has been extended to 31 December 2025. During this time "ICE Benchmark Administration Limited" can either be granted the UK "equivalence" by the European Union or "endorsement" or "recognition" as per Regulation 2016/1011.

The sub-fund is not benchmark-constrained and its performance may deviate significantly from that of the benchmark.

Investment policy

This sub-fund invests at least 2/3 of its assets in High Yield corporate bonds and denominated in various currencies and/or securities treated as equivalent.

The Investment Manager will select securities from the benchmark universe and build the sub-fund's portfolio on a basis of a systematic approach, combining several factor criteria such as, but not limited to, (i) cash flow generation (quality), (ii) relative valuation compared to peers (value), (iii) medium term performance trend (momentum) and (iv) low indebtedness ("low-risk").

The remaining portion, namely a maximum of 1/3 of its assets, may be invested in money market instruments, in any other transferable securities up to 10%, and also, within a limit of 10% of the assets, in UCITS or UCIs.

The sub-fund is not directly invested in equities but it may hold equities or equity equivalent securities as a result of corporate actions, such as debt restructuring.

After hedging, the sub-fund's exposure to currencies other than USD may not exceed 5%.

The sub-fund may hold ancillary liquid assets within the limits and conditions described in Book I, Appendix 1 – Eligible Assets, point 7.

Sustainable Investment policy

The Investment Manager applies BNP PARIBAS ASSET MANAGEMENT's Sustainable Investment Policy, which takes into account Environmental, Social and Governance (ESG) criteria in the investment process of the sub-fund as set out in Book I.

The sub-fund applies binding and significant ESG integration approach and improves its ESG profile while aiming at reducing its environmental footprint, as measured by greenhouse gas emissions, compared to the investment universe.

Scores related to ESG and carbon footprint are calculated for each issuer of the investment universe. The portfolio is then constructed to select the best securities available in order to consistently achieve the following targets:

- a portfolio's ESG score higher than the ESG score of the investment universe after eliminating at least 20% of securities with the lowest ESG Score, and
- a portfolio's carbon footprint at least 50% lower than the carbon footprint of the investment universe.

The investment manager applies a non-financial analysis on a minimum of 90% of the assets of the sub-fund (excluding ancillary liquid assets) based on the internal Proprietary ESG scoring framework, and assessment of their carbon footprint, as indicated in Book I.

Furthermore, the sub-fund does not invest in:

- companies that are part of the 10% lowest ESG scores of the investment universe, assessed in accordance with the ESG Scores methodology referred to in Book I;
- companies that do not comply with BNP Paribas Asset Management's Responsible Business Conduct Standards, as set out in Book I.

Derivatives and Securities Financing Transactions

Core financial derivative instruments and CDS may be used for efficient portfolio management and hedging as described in points 2 and 3 of Appendix 2 of Book I.

Information relating to SFDR and Taxonomy Regulation

The sub-fund promotes environmental and / or social characteristics, provided that the companies in which the investments are made follow good governance practices, in accordance with article 8 of SFDR, and it will have a minimum proportion of its assets considered as sustainable investments within the meaning of SFDR.

INFORMATION ABOUT THE ENVIRONMENTAL OR SOCIAL CHARACTERISTICS RELATING TO THIS SUB-FUND IS AVAILABLE IN THE ANNEX OF THE PROSPECTUS SET OUT IN BOOK III.

A summary of the commitments is also available in Appendix 5 of Book I.

BNP Paribas Funds Sustainable Global Multi-Factor High Yield Bond

short-named BNP Paribas Sustainable Global Multi-Factor High Yield Bond

Risk profile

Specific market risks:

- Collateral Management Risk
- Counterparty Risk
- Credit Risk
- Derivatives Risk
- Extra-Financial Criteria Investment Risk
- High Yield Bond Risk
- Securitised Products Risk

For an overview of the generic risks, please refer to the Appendix 3 of the Book I of the Prospectus.

Investor type profile

This sub-fund is suitable for investors who:

- ✓ Are looking for a diversification of their investments in fixed income securities;
- ✓ Can accept low to medium market risks;
- ✓ Have an investment horizon of 3 years.

Accounting Currency

USD

Fees payable by the sub-fund

Category	Management (max)	Performance (max)	Distribution (max)	Other (max)	TAB ⁽¹⁾
Classic	0.80%	No	none	0.30%	0.05%
N	0.80%	No	0.50%	0.30%	0.05%
Privilege	0.40%	No	none	0.20%	0.05%
I	0.35%	No	none	0.17%	0.01%
X	none	No	none	0.17%	0.01%

(1) Taxe d'abonnement. In addition, the Company may be subject to foreign UCI's tax, and/or other regulators levy, in the country where the sub-fund is registered for distribution.

The complete list of shares offered is available on the website www.bnpparibas-am.com

For each active share, a KID is available on the website www.bnpparibas-am.com

Additional information

Valuation Day:

For each day of the week on which banks are open for business in Luxembourg and on which US bond markets are open (a "Valuation Day"), there is a corresponding NAV which is dated the same day.

It is available at the Company's registered office, from local agents, and in any newspapers designated by the Board of Directors and the website www.bnpparibas-am.com

Terms of subscription / conversion / redemption:

Subscription, redemption and conversion orders will be processed at an unknown net asset value in accordance with the rules set out below, only on Valuation Days, and the time mentioned is Luxembourg time.

Centralisation of orders ⁽²⁾	Orders Trade Date	NAV calculation and publication date	Orders Settlement Date
16:00 CET for STP orders, 12:00 CET for non STP orders on the Valuation Day (D)	Valuation Day (D)	Day after the Valuation Day (D+1)	Maximum three bank business days after the Valuation Day (D+3) ⁽¹⁾

(1) If the settlement day is a currency holiday, the settlement will occur the following business day.

Each time the "Orders Settlement Date" occurs before or on the same day of the "NAV calculation and publication date", the "Orders Settlement Date" will instead happen the next bank business day following the "NAV calculation and publication date".

(2) Centralisation for December 24 and 31 will be exceptionally advanced to 12:00 CET for STP orders due to an early closure of markets.

Historical information:

Sub-fund launched on 11 May 2022

Taxation:

Potential shareholders are recommended to seek full information in their country of origin, place of residence or domicile on the possible tax consequences associated with their investment.

BNP Paribas Funds Sustainable Japan Multi-Factor Equity

short-named BNP Paribas Sustainable Japan Multi-Factor Equity

Investment objective

The implemented strategy aims at increasing the value of a portfolio of Japanese equities, issued primarily by socially responsible companies, over the medium term using a systematic security selection approach combining several factor styles.

Investment policy

At all times, this sub-fund invests at least 75% of its assets in equities and/or equity equivalent securities issued by companies that have their registered offices or conduct the majority of their business activities in Japan.

The remaining portion, namely a maximum of 25% of its assets, may be invested in other equities, debt securities, money market instruments, provided that investments in debt securities of any kind do not exceed 15% of its assets, and up to 10% of its assets may be invested in UCITS or UCIs.

The assets thus described will primarily be invested in JPY.

The portfolio is built based on a systematic approach, combining several equity factor criteria such as value, quality, low-volatility and momentum.

The sub-fund may hold ancillary liquid assets within the limits and conditions described in Book I, Appendix 1 – Eligible Assets, point 7.

Sustainable Investment policy

The Investment Manager applies BNP PARIBAS ASSET MANAGEMENT's Sustainable Investment Policy, which takes into account Environmental, Social and Governance (ESG) criteria in the investment process of the sub-fund as set out in Book I.

The sub-fund applies binding and significant ESG integration approach and improves its ESG profile while aiming at reducing its environmental footprint, as measured by greenhouse gas emissions, compared to the investment universe.

Scores related to ESG and carbon footprint are calculated for each issuer of the investment universe. The portfolio is then constructed to select the best securities available in order to consistently achieve the following targets:

- a portfolio's ESG score higher than the ESG score of the investment universe after eliminating at least 20% of securities with the lowest ESG Score, and
- a portfolio's carbon footprint at least 50% lower than the carbon footprint of the investment universe.

The investment manager applies a non-financial analysis on a minimum of 90% of the assets of the sub-fund (excluding ancillary liquid assets) based on the internal Proprietary ESG scoring framework, and assessment of their carbon footprint, as indicated in Book I.

Furthermore, the sub-fund does not invest in:

- companies that are part of the 10% lowest ESG scores of the investment universe, assessed in accordance with the ESG Scores methodology referred to in Book I;
- companies that do not comply with BNP Paribas Asset Management's Responsible Business Conduct Standards, as set out in Book I.

Derivatives and Securities Financing Transactions

Core financial derivative instruments may be used for efficient portfolio management and hedging as described in points 2 and 3 of Appendix 2 of Book I.

Information relating to SFDR and Taxonomy Regulation

The sub-fund promotes environmental and / or social characteristics, provided that the companies in which the investments are made follow good governance practices, in accordance with article 8 of SFDR, and it will have a minimum proportion of its assets considered as sustainable investments within the meaning of SFDR.

INFORMATION ABOUT THE ENVIRONMENTAL OR SOCIAL CHARACTERISTICS RELATING TO THIS SUB-FUND IS AVAILABLE IN THE ANNEX OF THE PROSPECTUS SET OUT IN BOOK III.

A summary of the commitments is also available in Appendix 5 of Book I.

Risk profile

Specific market risks:

- Extra-Financial Criteria Investment Risk
- Equity Risk

For an overview of generic risks, please refer to the Appendix 3 of Book I of the Prospectus.

Investor type profile

This sub-fund is suitable for investors who:

- ✓ Are looking to add a single country holding to an existing diversified portfolio;
- ✓ Are willing to accept higher market risks in order to potentially generate higher long-term returns;
- ✓ Can accept significant temporary losses;
- ✓ Can tolerate volatility;
- ✓ Have an investment horizon of 5 years.

Accounting Currency

JPY

BNP Paribas Funds Sustainable Japan Multi-Factor Equity
short-named BNP Paribas Sustainable Japan Multi-Factor Equity

Fees payable by the sub-fund

Category	Management (max)	Performance (max)	Distribution (max)	Other (max)	TAB ⁽¹⁾
Classic	1.50%	No	none	0.40%	0.05%
N	1.50%	No	0.75%	0.40%	0.05%
Privilege	0.75%	No	none	0.25%	0.05%
I	0.75%	No	none	0.20%	0.01%
X	none	No	none	0.20%	0.01%

(1) *Taxe d'abonnement. In addition, the Company may be subject to foreign UCI's tax, and/or other regulators levy, in the country where the sub-fund is registered for distribution.*

The complete list of shares offered is available on the website www.bnpparibas-am.com

For each active share, a KID is available on the website www.bnpparibas-am.com

Additional information**Valuation Day:**

For each day of the week on which banks are open for business in Luxembourg (a "Valuation Day"), there is a corresponding NAV which is dated the same day, except if the Tokyo Stock Exchange is closed.

It is available at the Company's registered office, from local agents, and in any newspapers designated by the Board of Directors and the website www.bnpparibas-am.com

Terms of subscription / conversion / redemption:

Subscription, redemption and conversion orders will be processed at an unknown net asset value in accordance with the rules set out below, only on Valuation Days, and the time mentioned is Luxembourg time.

Centralisation of orders ⁽²⁾	Orders Trade Date	NAV calculation and publication date	Orders Settlement Date
16:00 CET for STP orders, 12:00 CET for non STP orders on the day preceding the Valuation Day (D-1)	Valuation Day (D)	Day after the Valuation Day (D+1)	Maximum three bank business days after the Valuation Day (D+3) ⁽¹⁾

(1) *If the settlement day is a currency holiday, the settlement will occur the following business day.*

Each time the "Orders Settlement Date" occurs before or on the same day of the "NAV calculation and publication date", the "Orders Settlement Date" will instead happen the next bank business day following the "NAV calculation and publication date."

(2) *Centralisation for December 24 and 31 will be exceptionally advanced to 12:00 CET for STP orders due to an early closure of markets.*

Historical information:

Sub-fund launched with the name "Japan" on 18 November 2016 into the sicav BNP Paribas L1 by transfer of the French Common Funds BNP PARIBAS JAPAQUANT and BNP PARIBAS ACTIONS JAPON

Transfer into the Company on 25 October 2019 with the name "Japan Multi-Factor Equity"

Current name as from 19 February 2021.

Taxation:

Potential shareholders are recommended to seek full information in their country of origin, place of residence or domicile on the possible tax consequences associated with their investment.

BNP Paribas Funds Sustainable Multi-Asset Balanced

short-named BNP Paribas Sustainable Multi-Asset Balanced

Investment objective

Increase the value of its assets over the medium term by investing directly and/or indirectly (through UCITS, UCIs, or ETFs) in bonds or shares of issuers selected based on their practices and activities linked to sustainable development.

Investment policy

This sub-fund invests directly or indirectly (through funds, i.e. UCITS, UCIs, or ETFs) in bonds or shares of issuers selected based on the best-in-class approach (which selects issuers that demonstrate superior social and environmental responsibility, while implementing robust corporate governance practices within their sector of activity) and/or sustainable thematic approach.

Under normal market conditions, the sub-fund will aim to reach its performance objectives by maintaining the below asset class weightings:

- Equity: 50%
- Bonds: 50%

For effective portfolio management, the Investment Manager may deviate significantly from those weightings based on market conditions and his forecasts. The equity exposure may vary from 25% to maximum 75%. The bond exposure may vary from 25% to maximum 75%.

The sub-fund may hold ancillary liquid assets within the limits and conditions described in Book I, Appendix 1 – Eligible Assets, point 7.

Sustainable Investment policy

The Investment Manager applies BNP PARIBAS ASSET MANAGEMENT's Sustainable Investment Policy, which takes into account Environmental, Social and Governance (ESG) criteria in the investment process of the sub-fund as set out in Book I.

The Equity bucket of the sub-fund will invest mainly directly or indirectly (through funds, i.e. UCITS, UCIs, or ETFs) in:

- companies that offer products, services and solutions helping to address specific environmental and/or social challenges, and, thus, facilitating, for example, the transition towards low-carbon, inclusive economy (sustainable thematic approach), and
- companies that demonstrate superior social and/or environmental responsibility, while implementing robust corporate governance practices within their sector of activity. These companies are selected using the best-in-class approach.

The Fixed Income bucket of the sub-fund will mainly invest directly or indirectly (through funds, i.e. UCITS, UCIs, or ETFs) in:

- issuers whose practices, products and services meet specific environmental, social and governance criteria assessed using the best-in-class approach,
- green bonds issued by corporates, supranational sovereign agencies, local entities and/or government to support environmental projects,
- issuers selected through sustainable thematic approach (e.g. fossil free funds).

In order to meet its environmental and social characteristics and objectives, the sub-fund may comply with the following principles :

- In case of direct investments : the Investment Manager applies a non-financial analysis on a minimum of 90% of these investments (excluding ancillary liquid assets) based on the internal Proprietary ESG scoring framework as indicated in Book I. At least 25% of the investment universe, being the Bloomberg Barclays Euro Aggregate 500MM, is eliminated based on low ESG scores and/or sector exclusions.
- In case of indirect investments (through funds, i.e. UCITS, UCIs, or ETFs): the Investment Manager selects at least 90% of funds (i.e. UCITS, UCIs, or ETFs) which comply with either a selectivity approach (exclusion of at least 25% of the worst ESG-rated securities of the investment universe) or a rating upgrade approach (ESG score better than the investment universe from which at least 20% of the worst ESG-rated securities have been excluded).

Derivatives and Securities Financing Transactions

Core financial derivative instruments may be used for efficient portfolio management and hedging as described in points 2 and 3 of Appendix 2 of Book I.

Information relating to SFDR and Taxonomy Regulation

The sub-fund promotes environmental and / or social characteristics, provided that the companies in which the investments are made follow good governance practices, in accordance with article 8 of SFDR, and it will have a minimum proportion of its assets considered as sustainable investments within the meaning of SFDR.

INFORMATION ABOUT THE ENVIRONMENTAL OR SOCIAL CHARACTERISTICS RELATING TO THIS SUB-FUND IS AVAILABLE IN THE ANNEX OF THE PROSPECTUS SET OUT IN BOOK III.

A summary of the commitments is also available in Appendix 5 of Book I.

Risk profile

Specific market risks:

- Credit Risk
- Extra-Financial Criteria Investment Risk
- Equity Risk

For an overview of generic risks, please refer to the Appendix 3 of Book I of the Prospectus.

Investor type profile

This sub-fund is suitable for investors who:

- ✓ Are looking for a diversification of their investments through exposure to a range of asset classes, globally;
- ✓ Can accept low to medium market risks;

BNP Paribas Funds Sustainable Multi-Asset Balanced

short-named BNP Paribas Sustainable Multi-Asset Balanced

✓ Have an investment horizon of 4 years.

Accounting Currency

EUR

Fees payable by the sub-fund

Category	Management (max)	Charity	Performance (max)	Distribution (max)	Other (max)	TAB ⁽¹⁾
Classic	1.30%	none	No	none	0.30%	0.05%
Classic Solidarity BE ⁽³⁾	1.25%	0.05% ⁽²⁾	No	none	0.30%	0.05%
N	1.30%	none	No	0.75%	0.30%	0.05%
Privilege	0.65%	none	No	none	0.20%	0.05%
Privilege Solidarity BE ⁽³⁾	0.60%	0.05% ⁽²⁾	No	none	0.20%	0.05%
I	0.50%	none	No	none	0.17%	0.01%
X	none	none	No	none	0.20%	0.01%
K	1.30%	none	No	0.75%	0.30%	0.05%

(1) *Taxe d'abonnement. In addition, the Company may be subject to foreign UCI's tax, and/or other regulators levy, in the country where the sub-fund is registered for distribution.*

(2) *A maximum of 5%, digressive depending on the aggregated amounts, of the charity fee amount will serve to cover the costs linked to the management of Impact Together.*

(3) *With Impact Together, a corporate philanthropy fund created by BNP Paribas Fortis and administered by the King Baudouin Foundation, which, through its management committee, further allocates the charity fee to non-profit and/or charitable organisations. A due diligence (including AML/KYC checks) on the King Baudouin Foundation has been performed and non-profit and/or charitable organisations will be selected through a selection process aiming at ensuring their seriousness. The list of supported organisations is available on the page "Impact Together" on the website <https://www.bnpparibasfortis.com> as well as in the Impact Together's annual report. As from the date of the Prospectus, these share classes are reserved to BNP Paribas Fortis.*

Indirect fee: 1.00% maximum

The complete list of shares offered is available on the website www.bnpparibas-am.com

For each active share, a KID is available on the website www.bnpparibas-am.com

Additional information

Valuation Day:

For each day of the week on which banks are open for business in Luxembourg (a "Valuation Day"), there is a corresponding NAV which is dated the same day.

It is available at the Company's registered office, from local agents, and in any newspapers designated by the Board of Directors and the website www.bnpparibas-am.com

Terms of subscription / conversion / redemption:

Subscription, redemption and conversion orders will be processed at an unknown net asset value in accordance with the rules set out below, only on Valuation Days, and the time mentioned is Luxembourg time.

Conversion, either for subscription or for redemption, only authorised with the "Multi-Asset Thematic", "Sustainable Multi-Asset Flexible", "Sustainable Multi-Asset Growth" and "Sustainable Multi-Asset Stability" sub-funds and between shares classes of the sub-fund

Centralisation of orders ⁽²⁾	Orders Trade Date	NAV calculation and publication date	Orders Settlement Date
12:00 CET for STP orders, 10:00 CET for non STP orders on the Valuation Day (D)	Valuation Day (D)	Two days after the Valuation Day (D+2)	Maximum four bank business days after the Valuation Day (D+4) ⁽¹⁾

(1) *If the settlement day is a currency holiday, the settlement will occur the following business day.*

Each time the "Orders Settlement Date" occurs before or on the same day of the "NAV calculation and publication date", the "Orders Settlement Date" will instead happen the next bank business day following the "NAV calculation and publication date."

(2) *Centralisation for December 24 and 31 will be exceptionally advanced to 12:00 CET for STP orders due to an early closure of markets.*

Historical information:

Sub-fund launched on 5 May 1997 under the name "Fortis Bank Lux Fund-Neutral"

Renamed "Fortis Fund-Neutral" on 30 June 1998 and after "Fortis L Universal Fund-Balanced World" on 30 September 1999

Transfer into the sicav BNP Paribas L1 on 2 November 2001 with the name "Strategy Balanced World"

Absorption on 18 August 2003 of the "Neutral" sub-fund of the sicav General Management

Absorption on 13 July 2009 of the "Strategy Balanced USD" sub-fund of the sicav BNP Paribas L1

Renamed "Diversified World Balanced" on 1 September 2010

BNP Paribas Funds Sustainable Multi-Asset Balanced
short-named BNP Paribas Sustainable Multi-Asset Balanced

Absorption on 27 August 2015 of the "Model 3" and "Model 4" sub-funds of the SICAV BNP Paribas L1

Transformation into "Sustainable Active Balanced" on 29 December 2017

Absorption on 14 February 2019 of the "Medium Vol" sub-fund of the BNP PARIBAS QUAM FUND Luxembourg UCITS

Transfer into the Company on 5 December 2019 with the current name

Absorption on 10 March 2022 of the "Multi-Asset Income" sub-fund of the Company

Absorption on 7 March 2024 of the French FCP BNP Paribas Growing Optimum Allocation

Taxation:

Potential shareholders are recommended to seek full information in their country of origin, place of residence or domicile on the possible tax consequences associated with their investment.

BNP Paribas Funds Sustainable Multi-Asset Flexible

short-named BNP Paribas Sustainable Multi-Asset Flexible

Investment objective

Increase the value of the sub-fund' assets over the medium term with a moderate volatility by investing directly and/or indirectly (through UCITS, UCIs, ETFs and financial derivative instruments) in sustainable investments across all types of asset classes.

Benchmark

The sub-fund is actively managed without reference to an index.

Investment policy

In order to achieve the investment objective, the Investment Manager pursue an investment framework that can be qualified as Global Macro. The decision-making consists of assessing the economic cycle, macro variables, valuations and other factors, to formulate anticipations on asset classes and prices of financial securities.

The sub-fund's portfolio allocation will be based on the Investment Manager's macro-economic views.

The Investment Manager implements, on a discretionary manner, a diversified allocation strategy for the following asset classes:

- equities (all sectors and geographic areas),
- government bonds, including debt securities of emerging countries,
- corporate bonds, including bonds of companies located in emerging countries,
- commodities. The sub-fund does not invest directly in commodities. The exposure to commodities is obtained by investment in Exchange Trade Notes (ETN) for maximum 20% of the assets of the sub-fund, Exchange Traded Commodities (ETC) or commodity Futures indices via Total Return Swaps provided the fact that indices comply with ESMA/CSSF eligibility conditions.

One of the commodity indices that might be used to get exposure to the commodities asset class through a TRS is Bloomberg Commodity ex-Agriculture and Livestock Capped 20/30 Total Return Index. Its investment universe is composed of listed Futures contracts on Commodities. This index is rebalanced monthly on 4th business day of the month, but this rebalancing does not involve any cost for the sub-fund. Additional details regarding the index is available on the website <https://www.bloomberg.com/professional/product/indices/bloomberg-commodity-index-family/>

- listed real estate assets⁽¹⁾,
- Structured Debt Securities (for a maximum of 20% of the sub-fund's assets),
- Money Market Instruments.

⁽¹⁾ Investments in eligible Real Estate ETF, shares of companies linked to Real Estate, eligible closed-ended REITs. The sub-fund does not invest in real estate directly.

The sub-fund may be exposed for maximum 40% of its assets on emerging markets (including up to 30% of its assets on Mainland China).

Debt securities will mainly have an investment grade rating and for maximum 40% of the assets a high yield rating.

The sub-fund may, from time to time, be fully exposed to the abovementioned asset classes through UCITS, UCIs and ETFs.

The sub-fund may hold ancillary liquid assets within the limits and conditions described in Book I, Appendix 1 – Eligible Assets, point 7.

Sustainable Investment policy

The Investment Manager applies BNP PARIBAS ASSET MANAGEMENT's Sustainable Investment Policy, which takes into account Environmental, Social and Governance (ESG) criteria in the investment process of the sub-fund as set out in Book I.

In order to meet its environmental and social characteristics and objectives, the Investment Manager selects, for at least 90% of its assets (excluding ancillary liquid assets), funds (i.e. UCITS, UCIs, or ETFs) which comply with either a selectivity approach (exclusion of at least 20% of the worst ESG-rated securities of the investment universe) or a rating upgrade approach (ESG score better than the investment universe from which at least 20% of the worst ESG-rated securities have been excluded).

Derivatives and Securities Financing Transactions

Core financial derivative instruments may be used for efficient portfolio management, hedging and investment purposes as described in points 2 and 3 of Appendix 2 of Book I.

TRS* can be used as described on point 5 in Appendix 2 of Book I.

* *One of the index that might be used to get exposure to the sub-fund universe is MSCI Europe SRI Index. The MSCI Europe SRI Index includes large and mid cap stocks across 15 Developed Markets (DM) countries in Europe*. The index is a capitalization weighted index that provides exposure to companies with outstanding Environmental, Social and Governance (ESG) ratings and excludes companies whose products have negative social or environmental impacts. This index is rebalanced on a quarterly basis, but this rebalancing does not involve any cost for the sub-fund. Additional information on the strategy indices, their composition, calculation and rules for periodical review and rebalancing and on the general methodology behind, are made available on the website <https://www.msci.com/indexes> or can be provided to investors upon request by the Management Company.*

Information relating to SFDR and Taxonomy Regulation

The sub-fund promotes environmental and / or social characteristics, provided that the companies in which the investments are made follow good governance practices, in accordance with article 8 of SFDR, and it will have a minimum proportion of its assets considered as sustainable investments within the meaning of SFDR.

BNP Paribas Funds Sustainable Multi-Asset Flexible

short-named BNP Paribas Sustainable Multi-Asset Flexible

INFORMATION ABOUT THE ENVIRONMENTAL OR SOCIAL CHARACTERISTICS RELATING TO THIS SUB-FUND IS AVAILABLE IN THE ANNEX OF THE PROSPECTUS SET OUT IN BOOK III.

A summary of the commitments is also available in Appendix 5 of Book I.

Risk profile

Specific market risks:

- Commodity Related Exposure Risk
- Credit Risk
- Derivatives Risk
- Emerging Markets Risk
- Extra-Financial Criteria Investment Risk
- Equity Risk
- High Yield Bond Risk
- Real Estate Related Exposure Risks
- Risks related to Investments in some countries
- Securitised Product Risk

Specific risks related to investments in Mainland China

- Risks related to Stock Connect

For an overview of generic risks, please refer to the Appendix 3 of Book I of the Prospectus.

Investor type profile

This sub-fund is suitable for investors who:

- ✓ Are looking for a diversification of their investments through exposure to a range of asset classes, globally;
- ✓ Can accept medium market risks;
- ✓ Have an investment horizon of 3 years.

Accounting Currency

EUR

Fees payable by the sub-fund

Category	Management (max)	Performance (max)	Distribution (max)	Other (max)	TAB ⁽¹⁾
Classic	1.00%	15% ⁽²⁾	none	0.30%	0.05%
N	1.00%	15% ⁽²⁾	0.50%	0.30%	0.05%
Privilege	0.50%	15% ⁽²⁾	none	0.25%	0.05%
I	0.50%	15% ⁽²⁾	none	0.20%	0.01%
X	none	No	none	0.20%	0.01%
K	1.00%	15% ⁽²⁾	0.75%	0.30%	0.05%

(1) *Taxe d'abonnement. In addition, the Company may be subject to foreign UCI's tax, and/or other regulators levy, in the country where the sub-fund is registered for distribution*

(2) *Relative Performance Fee with €STR* + 2% as hurdle rates*

** with "European Central Bank" as Benchmark Index administrator, Central Bank exempt from registration in the Benchmark Register*

Indirect fee: 0.50% maximum

The complete list of shares offered is available on the website www.bnpparibas-am.com

For each active share, a KID is available on the website www.bnpparibas-am.com

Additional information

Valuation Day:

For each day of the week on which banks are open for business in Luxembourg (a "Valuation Day"), there is a corresponding NAV which is dated the same day.

It is available at the Company's registered office, from local agents, and in any newspapers designated by the Board of Directors and the website www.bnpparibas-am.com.

Terms of subscription / conversion / redemption:

Subscription, redemption and conversion orders will be processed at an unknown net asset value in accordance with the rules set out below, only on Valuation Days, and the time mentioned is Luxembourg time.

BNP Paribas Funds Sustainable Multi-Asset Flexible
short-named BNP Paribas Sustainable Multi-Asset Flexible

Conversion, either for subscription or for redemption, only authorised with the “Multi-Asset Thematic”, “Sustainable Multi-Asset Balanced”, “Sustainable Multi-Asset Growth” and “Sustainable Multi-Asset Stability” sub-funds and between shares classes of the sub-fund.

Centralisation of orders ⁽²⁾	Orders Trade Date	NAV calculation and publication date	Orders Settlement Date
12:00 CET for STP orders, 10:00 CET for non STP orders on the Valuation Day (D)	Valuation Day (D)	Two days after the Valuation Day (D+2)	Maximum four bank business days after the Valuation Day (D+4) ⁽¹⁾

(1) If the settlement day is a currency holiday, the settlement will occur the following business day.

Each time the “Orders Settlement Date” occurs before or on the same day of the “NAV calculation and publication date”, the “Orders Settlement Date” will instead happen the next bank business day following the “NAV calculation and publication date”.

(2) Centralisation for December 24 and 31 will be exceptionally advanced to 12:00 CET for STP orders due to an early closure of markets.

Historical information:

Sub-fund launched on 27 September 2022

Absorption on 24 November 2022 of “Premia Opportunities” sub-fund of the Company

Absorption on 26 January 2023 of “Absolute Return Global Opportunities” sub-fund of the Company

Absorption on 29 June 2023 of “Harmony” sub-fund of the Company

Taxation:

Potential shareholders are recommended to seek full information in their country of origin, place of residence or domicile on the possible tax consequences associated with their investment.

BNP Paribas Funds Sustainable Multi-Asset Growth

short-named BNP Paribas Sustainable Multi-Asset Growth

Investment objective

Increase the value of its assets over the medium term by investing indirectly (through UCITS, UCIs, or ETFs) in bonds or shares of issuers selected based on their practices and activities linked to sustainable development.

Investment policy

This sub-fund invests indirectly (through funds, i.e. UCITS, UCIs, or ETFs) in bonds or shares of issuers selected based on the best-in-class approach (which selects issuers that demonstrate superior social and environmental responsibility, while implementing robust corporate governance practices within their sector of activity) and/or sustainable thematic approach.

Under normal market conditions, the sub-fund will aim to reach its performance objectives by maintaining the below asset class weightings:

- Equity: 75%
- Bonds: 25%

For effective portfolio management, the Investment Manager may deviate significantly from those weightings based on market conditions and his forecasts. The equity exposure may vary from 50% to maximum 100%. The bond exposure may vary from 0% to maximum 50%.

The sub-fund may hold ancillary liquid assets within the limits and conditions described in Book I, Appendix 1 – Eligible Assets, point 7.

Sustainable Investment policy

The Investment Manager applies BNP PARIBAS ASSET MANAGEMENT's Sustainable Investment Policy, which takes into account Environmental, Social and Governance (ESG) criteria in the investment process of the sub-fund as set out in Book I.

The Equity bucket of the sub-fund will invest indirectly (through funds, i.e. UCITS, UCIs, or ETFs) mainly in:

- companies that offer products, services and solutions helping to address specific environmental and/or social challenges, and, thus, facilitating, for example, the transition towards low-carbon, inclusive economy (sustainable thematic approach), and
- companies that demonstrate superior social and/or environmental responsibility, while implementing robust corporate governance practices within their sector of activity. These companies are selected using the best-in-class approach.

The Fixed Income bucket of the sub-fund will invest indirectly (through funds, i.e. UCITS, UCIs, or ETFs) mainly in:

- issuers whose practices, products and services meet specific environmental, social and governance criteria assessed using the best-in-class approach,
- green bonds issued by corporates, supranational sovereign agencies, local entities and/or government to support environmental projects,
- issuers selected through sustainable thematic approach (e.g. fossil free funds)

In order to meet its environmental and social characteristics and objectives, the Investment Manager selects, for at least 90% of its assets (excluding ancillary liquid assets), funds (i.e. UCITS, UCIs, or ETFs) which comply with either a selectivity approach (exclusion of at least 25% of the worst ESG-rated securities of the investment universe) or a rating upgrade approach (ESG score better than the investment universe from which at least 20% of the worst ESG-rated securities have been excluded).

Derivatives and Securities Financing Transactions

Core financial derivative instruments may be used for efficient portfolio management and hedging as described in points 2 and 3 of Appendix 2 of Book I.

Information relating to SFDR and Taxonomy Regulation

The sub-fund promotes environmental and / or social characteristics, provided that the companies in which the investments are made follow good governance practices, in accordance with article 8 of SFDR, and it will have a minimum proportion of its assets considered as sustainable investments within the meaning of SFDR.

INFORMATION ABOUT THE ENVIRONMENTAL OR SOCIAL CHARACTERISTICS RELATING TO THIS SUB-FUND IS AVAILABLE IN THE ANNEX OF THE PROSPECTUS SET OUT IN BOOK III.

A summary of the commitments is also available in Appendix 5 of Book I.

Risk profile

Specific market risks:

- Credit Risk
- Extra-Financial Criteria Investment Risk
- Equity Risk

For an overview of generic risks, please refer to the Appendix 3 of Book I of the Prospectus.

Investor type profile

This sub-fund is suitable for investors who:

- ✓ Are looking for a diversification of their investments through exposure to a range of asset classes, globally;
- ✓ Can accept low to medium market risks;

BNP Paribas Funds Sustainable Multi-Asset Growth

short-named BNP Paribas Sustainable Multi-Asset Growth

- ✓ Have an investment horizon of 5 years.

Accounting Currency

EUR

Fees payable by the sub-fund

Category	Management (max)	Charity	Performance (max)	Distribution (max)	Other (max)	TAB ⁽¹⁾
Classic	1.40%	none	No	none	0.30%	0.05%
Classic Solidarity BE ⁽³⁾	1.35%	0.05% ⁽²⁾	No	none	0.30%	0.05%
N	1.40%	none	No	0.75%	0.30%	0.05%
Privilege	0.70%	none	No	none	0.25%	0.05%
Privilege Solidarity BE ⁽³⁾	0.65%	0.05% ⁽²⁾	No	none	0.25%	0.05%
I	0.50%	none	No	none	0.20%	0.01%
X	none	none	No	none	0.20%	0.01%
K	1.40%	none	No	0.75%	0.30%	0.05%

- (1) *Taxe d'abonnement. In addition, the Company may be subject to foreign UCI's tax, and/or other regulators levy, in the country where the sub-fund is registered for distribution.*
- (2) *A maximum of 5%, digressive depending on the aggregated amounts, of the charity fee amount will serve to cover the costs linked to the management of Impact Together.*
- (3) *With Impact Together, a corporate philanthropy fund created by BNP Paribas Fortis and administered by the King Baudouin Foundation, which, through its management committee, further allocates the charity fee to non-profit and/or charitable organisations. A due diligence (including AML/KYC checks) on the King Baudouin Foundation has been performed and non-profit and/or charitable organisations will be selected through a selection process aiming at ensuring their seriousness. The list of supported organisations is available on the page "Impact Together" on the website <https://www.bnpparibasfortis.com> as well as in the Impact Together's annual report. As from the date of the Prospectus, these share classes are reserved to BNP Paribas Fortis.*

Indirect fee: 1.00% maximum

The complete list of shares offered is available on the website www.bnpparibas-am.com

For each active share, a KID is available on the website www.bnpparibas-am.com

Additional information

Valuation Day:

For each day of the week on which banks are open for business in Luxembourg (a "Valuation Day"), there is a corresponding NAV which is dated the same day.

It is available at the Company's registered office, from local agents, and in any newspapers designated by the Board of Directors and the website www.bnpparibas-am.com

Terms of subscription / conversion / redemption:

Subscription, redemption and conversion orders will be processed at an unknown net asset value in accordance with the rules set out below, only on Valuation Days, and the time mentioned is Luxembourg time.

Conversion, either for subscription or for redemption, only authorised with the "Multi-Asset Thematic", "Sustainable Multi-Asset Balanced" "Sustainable Multi-Asset Flexible" and "Sustainable Multi-Asset Stability" sub-funds and between shares classes of the sub-fund

Centralisation of orders ⁽²⁾	Orders Trade Date	NAV calculation and publication date	Orders Settlement Date
12:00 CET for STP orders, 10:00 CET for non STP orders on the Valuation Day (D)	Valuation Day (D)	two days after the Valuation Day (D+2)	Maximum four bank business days after the Valuation Day (D+4) ⁽¹⁾

- (1) *If the settlement day is a currency holiday, the settlement will occur the following business day. Each time the "Orders Settlement Date" occurs before or on the same day of the "NAV calculation and publication date", the "Orders Settlement Date" will instead happen the next bank business day following the "NAV calculation and publication date."*
- (2) *Centralisation for December 24 and 31 will be exceptionally advanced to 12:00 CET for STP orders due to an early closure of markets.*

Historical information:

Sub-fund launched on 5 May 1997 under the name "Fortis Bank Lux Fund-Dynamic"

Renamed "Fortis Fund-Dynamic" on 30 June 1998 and after "Fortis L Universal Fund-Growth World" on 30 September 1999

Transfer into the sicav BNP Paribas L1 on 2 November 2001 with the name "Strategy Growth World"

Absorption on 18 August 2003 of the "Dynamic" sub-fund of the sicav General Management

Absorption on 13 July 2009 of the "Strategy Growth USD" sub-fund of the SICAV BNP Paribas L1

Renamed "Diversified World Growth" on 1 September 2010

Absorption on 7 May 2015 of the "Diversified World High Growth" sub-fund of the SICAV BNP Paribas L1

BNP Paribas Funds Sustainable Multi-Asset Growth **short-named BNP Paribas Sustainable Multi-Asset Growth**

Absorption on 27 August 2015 of the "Model 5" and "Model 6" sub-funds of the SICAV BNP Paribas L1

Transformation into "Sustainable Active Growth" on 29 December 2017

Absorption on 14 February 2019 of the "High Vol" and "Very High Vol" sub-funds of the BNP PARIBAS QUAM FUND Luxembourg UCITS

Transfer into the Company on 5 December 2019 with the current name

Absorption on 20 June 2024 of the sub-fund BNP Paribas A Fund Sustainable Thematic Select, a sub-fund of BNP Paribas A Fund.

Taxation:

Potential shareholders are recommended to seek full information in their country of origin, place of residence or domicile on the possible tax consequences associated with their investment.

BNP Paribas Funds Sustainable Multi-Asset Stability

short-named BNP Paribas Sustainable Multi-Asset Stability

Investment objective

Increase the value of its assets over the medium term by investing directly and/or indirectly (through UCITS, UCIs, or ETFs) in bonds or shares of issuers selected based on their practices and activities linked to sustainable development.

Investment policy

This sub-fund invests directly or indirectly (through funds, i.e. UCITS, UCIs, or ETFs) in bonds or shares of issuers selected based on the best-in-class approach (which selects issuers that demonstrate superior social and environmental responsibility, while implementing robust corporate governance practices within their sector of activity) and/or sustainable thematic approach.

Under normal market conditions, the sub-fund will aim to reach its performance objectives by maintaining the below asset class weightings:

- Equity: 25%
- Bonds: 75%

For effective portfolio management, the Investment Manager may deviate significantly from those weightings based on market conditions and his forecasts. The equity exposure may vary from 0% to maximum 50%. The bond exposure may vary from 50% to maximum 100%.

The sub-fund may hold ancillary liquid assets within the limits and conditions described in Book I, Appendix 1 – Eligible Assets, point 7.

Sustainable Investment policy

The Investment Manager applies BNP PARIBAS ASSET MANAGEMENT's Sustainable Investment Policy, which takes into account Environmental, Social and Governance (ESG) criteria in the investment process of the sub-fund as set out in Book I.

The Equity bucket of the sub-fund will invest mainly directly or indirectly (through funds, i.e. UCITS, UCIs, or ETFs) in:

- companies that offer products, services and solutions helping to address specific environmental and/or social challenges, and, thus, facilitating, for example, the transition towards low-carbon, inclusive economy (sustainable thematic approach), and
- companies that demonstrate superior social and/or environmental responsibility, while implementing robust corporate governance practices within their sector of activity. These companies are selected using the best-in-class approach.

The Fixed Income bucket of the sub-fund will mainly invest directly or indirectly (through funds, i.e. UCITS, UCIs, or ETFs) in:

- issuers whose practices, products and services meet specific environmental, social and governance criteria assessed using the best-in-class approach,
- green bonds issued by corporates, supranational sovereign agencies, local entities and/or government to support environmental projects,
- issuers selected through sustainable thematic approach (e.g. fossil free funds)

In order to meet its environmental and social characteristics and objectives, the sub-fund may comply with the following principles:

- In case of direct investments : the Investment Manager applies a non-financial analysis on a minimum of 90% of these investments (excluding ancillary liquid assets) based on the internal Proprietary ESG scoring framework as indicated in Book I. At least 25% of the investment universe, being the Bloomberg Barclays Euro Aggregate 500MM, is eliminated based on low ESG scores and/or sector exclusions.
- In case of indirect investments: the Investment Manager selects at least 90% of funds (i.e. UCITS, UCIs, or ETFs) which comply with either a selectivity approach (exclusion of at least 25% of the worst ESG-rated securities of the investment universe) or a rating upgrade approach (ESG score better than the investment universe from which at least 20% of the worst ESG-rated securities have been excluded).

Derivatives and Securities Financing Transactions

Core financial derivative instruments may be used for efficient portfolio management and hedging as described in points 2 and 3 of Appendix 2 of Book I.

Information relating to SFDR and Taxonomy Regulation

The sub-fund promotes environmental and / or social characteristics, provided that the companies in which the investments are made follow good governance practices, in accordance with article 8 of SFDR, and it will have a minimum proportion of its assets considered as sustainable investments within the meaning of SFDR.

INFORMATION ABOUT THE ENVIRONMENTAL OR SOCIAL CHARACTERISTICS RELATING TO THIS SUB-FUND IS AVAILABLE IN THE ANNEX OF THE PROSPECTUS SET OUT IN BOOK III.

A summary of the commitments is also available in Appendix 5 of Book I.

Risk profile

Specific market risks:

- Credit Risk
- Extra-Financial Criteria Investment Risk
- Equity Risk

For an overview of generic risks, please refer to the Appendix 3 of Book I of the Prospectus.

BNP Paribas Funds Sustainable Multi-Asset Stability

short-named BNP Paribas Sustainable Multi-Asset Stability

Investor type profile

This sub-fund is suitable for investors who:

- ✓ Are looking for a diversification of their investments through exposure to a range of asset classes, globally;
- ✓ Can accept low to medium market risks;
- ✓ Have an investment horizon of 3 years.

Accounting Currency

EUR

Fees payable by the sub-fund

Category	Management (max)	Charity	Performance (max)	Distribution (max)	Other (max)	TAB ⁽¹⁾
Classic	1.10%	none	No	none	0.30%	0.05%
Classic Solidarity BE ⁽³⁾	1.05%	0.05% ⁽²⁾	No	none	0.30%	0.05%
N	1.10%	none	No	0.75%	0.30%	0.05%
Privilege	0.55%	none	No	none	0.20%	0.05%
Privilege Solidarity BE ⁽³⁾	0.50%	0.05% ⁽²⁾	No	none	0.20%	0.05%
I	0.40%	none	No	none	0.17%	0.01%
X	none	none	No	none	0.20%	0.01%
K	1.10%	none	No	0.75%	0.30%	0.05%

- (1) *Taxe d'abonnement. In addition, the Company may be subject to foreign UCI's tax, and/or other regulators levy, in the country where the sub-fund is registered for distribution.*
- (2) *A maximum of 5%, digressive depending on the aggregated amounts, of the charity fee amount will serve to cover the costs linked to the management of Impact Together.*
- (3) *With Impact Together, a corporate philanthropy fund created by BNP Paribas Fortis and administered by the King Baudouin Foundation, which, through its management committee, further allocates the charity fee to non-profit and/or charitable organisations. A due diligence (including AML/KYC checks) on the King Baudouin Foundation has been performed and non-profit and/or charitable organisations will be selected through a selection process aiming at ensuring their seriousness. The list of supported organisations is available on the page "Impact Together" on the website <https://www.bnpparibasfortis.com> as well as in the Impact Together's annual report. As from the date of the Prospectus, these share classes are reserved to BNP Paribas Fortis.*

Indirect fee: 0.50% maximum

The complete list of shares offered is available on the website www.bnpparibas-am.com

For each active share, a KID is available on the website www.bnpparibas-am.com

Additional information

Valuation Day:

For each day of the week on which banks are open for business in Luxembourg (a "Valuation Day"), there is a corresponding NAV which is dated the same day.

It is available at the Company's registered office, from local agents, and in any newspapers designated by the Board of Directors and the website www.bnpparibas-am.com

Terms of subscription / conversion / redemption:

Subscription, redemption and conversion orders will be processed at an unknown net asset value in accordance with the rules set out below, only on Valuation Days, and the time mentioned is Luxembourg time.

Conversion, either for subscription or for redemption, only authorised with the "Multi-Asset Thematic", "Sustainable Multi-Asset Balanced" "Sustainable Multi-Asset Flexible" and "Sustainable Multi-Asset Growth" sub-funds and between shares classes of the sub-fund.

Centralisation of orders ⁽²⁾	Orders Trade Date	NAV calculation and publication date	Orders Settlement Date
12:00 CET for STP orders, 10:00 CET for non STP orders on the Valuation Day (D)	Valuation Day (D)	Two days after the Valuation Day (D+2)	Maximum four bank business days after the Valuation Day (D+4) ⁽¹⁾

- (1) *If the settlement day is a currency holiday, the settlement will occur the following business day. Each time the "Orders Settlement Date" occurs before or on the same day of the "NAV calculation and publication date", the "Orders Settlement Date" will instead happen the next bank business day following the "NAV calculation and publication date."*
- (2) *Centralisation for December 24 and 31 will be exceptionally advanced to 12:00 CET for STP orders due to an early closure of markets.*

Historical information:

Sub-fund launched into the sicav BNP Paribas L1 on 4 May 1998 with the name "Interselex-Global Stability Euro"

Renamed "Strategy Stability Euro" on 30 September 1999

Transformed into "Strategy Stability SRI Europe" on 2 February 2004

BNP Paribas Funds Sustainable Multi-Asset Stability **short-named BNP Paribas Sustainable Multi-Asset Stability**

Renamed "Sustainable Diversified Europe Stability" on 1 September 2010

Renamed "Sustainable Active Allocation" on 1 November 2012

Absorption on 25 March 2013 of the "Sustainable Diversified Europe Balanced" and "Sustainable Diversified Europe Growth" sub-funds of the sicav BNP Paribas L1

Absorption on 26 September 2014 of the Belgian sicav "ALTERVISION"

On 30 November 2017:

- Renamed "Sustainable Active Stability"
- Absorption of the "Diversified World Stability" sub-fund of the sicav BNP Paribas L1

Absorption on 14 February 2019 of the "Low Vol" sub-fund of the BNP PARIBAS QUAM FUND Luxembourg UCITS

On 5 December 2019:

- Transfer into the Company with the current name
- Absorption of the "Patrimoine" sub-fund of the sicav BNP Paribas L1

Absorption on 3 February 2020 of the "Champions - Mondo Genius & Relax" sub-fund of the sicav PARWORLD

Taxation:

Potential shareholders are recommended to seek full information in their country of origin, place of residence or domicile on the possible tax consequences associated with their investment.

BNP Paribas Funds Sustainable US Multi-Factor Corporate Bond

short-named BNP Paribas Sustainable US Multi-Factor Corporate Bond

Investment objective

The implemented strategy aims at increasing the value of a portfolio of US corporate bonds, issued primarily by socially responsible companies, over the medium term using a systematic security selection approach combining several factor styles.

Investment policy

This sub-fund invests at least 2/3 of its assets in Investment Grade corporate bonds denominated in USD and/or securities treated as equivalent. In the event the rating criteria are no longer met, the Investment Manager will promptly adjust the composition of the portfolio in the interest of the shareholders.

The sub-fund's portfolio will be built based on a systematic approach, combining several factor criteria such as, but not limited to, (i) cash flow generation (quality), (ii) relative valuation compared to peers (value), (iii) medium term performance trend (momentum) and (iv) low indebtedness ("low-risk").

The remaining portion, namely a maximum of 1/3 of its assets, may be invested in money market instruments, in Investment Grade structured debt (including ABS/MBS) up to 20%, in any other transferable securities up to 10%, and also, within a limit of 10% of the assets, in UCITS or UCIs.

The sub-fund is not directly invested in equities but it may hold equities or equity equivalent securities as a result of corporate actions, such as debt restructuring.

The sub-fund's exposure to currencies other than USD may not exceed 5%.

The sub-fund may hold ancillary liquid assets within the limits and conditions described in Book I, Appendix 1 – Eligible Assets, point 7.

Sustainable Investment policy

The Investment Manager applies BNP PARIBAS ASSET MANAGEMENT's Sustainable Investment Policy, which takes into account Environmental, Social and Governance (ESG) criteria in the investment process of the sub-fund as set out in Book I.

The sub-fund applies binding and significant ESG integration approach and improves its ESG profile while aiming at reducing its environmental footprint, as measured by greenhouse gas emissions, compared to the investment universe.

Scores related to ESG and carbon footprint are calculated for each issuer of the investment universe. The portfolio is then constructed to select the best securities available in order to consistently achieve the following targets:

- a portfolio's ESG score higher than the ESG score of the investment universe after eliminating at least 20% of securities with the lowest ESG Score, and
- a portfolio's carbon footprint at least 50% lower than the carbon footprint of the investment universe.

The investment manager applies a non-financial analysis on a minimum of 90% of the assets of the sub-fund (excluding ancillary liquid assets) based on the internal Proprietary ESG scoring framework, and assessment of their carbon footprint, as indicated in Book I.

Furthermore, the sub-fund does not invest in:

- companies that are part of the 10% lowest ESG scores of the investment universe, assessed in accordance with the ESG Scores methodology referred to in Book I;
- companies that do not comply with BNP Paribas Asset Management's Responsible Business Conduct Standards, as set out in Book I.

Derivatives and Securities Financing Transactions

In addition to core financial derivative instruments as described in points 2 and 3 of Appendix 2 of Book I, Credit Default Swaps Tradable indices and Credit Default Swap index tranches may be used to adjust portfolio risk.

Information relating to SFDR and Taxonomy Regulation

The sub-fund promotes environmental and / or social characteristics, provided that the companies in which the investments are made follow good governance practices, in accordance with article 8 of SFDR, and it will have a minimum proportion of its assets considered as sustainable investments within the meaning of SFDR.

INFORMATION ABOUT THE ENVIRONMENTAL OR SOCIAL CHARACTERISTICS RELATING TO THIS SUB-FUND IS AVAILABLE IN THE ANNEX OF THE PROSPECTUS SET OUT IN BOOK III.

A summary of the commitments is also available in Appendix 5 of Book I.

Risk profile

Specific market risks:

- Collateral Management Risk
- Counterparty Risk
- Credit Risk
- Derivatives Risk
- Extra-Financial Criteria Investment Risk
- Securitised Products Risk

For an overview of generic risks, please refer to the Appendix 3 of Book I of the Prospectus.

BNP Paribas Funds Sustainable US Multi-Factor Corporate Bond

short-named BNP Paribas Sustainable US Multi-Factor Corporate Bond

Investor type profile

This sub-fund is suitable for investors who:

- ✓ Are looking for a diversification of their investments in fixed income securities;
- ✓ Can accept low to medium market risks;
- ✓ Have an investment horizon of 3 years.

Accounting Currency

USD

Fees payable by the sub-fund

Category	Management (max)	Performance (max)	Distribution (max)	Other (max)	TAB ⁽¹⁾
Classic	0.50%	No	none	0.30%	0.05%
N	0.50%	No	0.25%	0.30%	0.05%
Privilege	0.25%	No	none	0.20%	0.05%
I	0.25%	No	none	0.17%	0.01%
X	none	No	none	0.17%	0.01%

(1) Taxe d'abonnement. In addition, the Company may be subject to foreign UCI's tax, and/or other regulators levy, in the country where the sub-fund is registered for distribution.

The complete list of shares offered is available on the website www.bnpparibas-am.com

For each active share, a KID is available on the website www.bnpparibas-am.com

Additional information

Valuation Day:

For each day of the week on which banks are open for business in Luxembourg and on which US bond markets are open (a "Valuation Day"), there is a corresponding NAV which is dated the same.

It is available at the Company's registered office, from local agents, and in any newspapers designated by the Board of Directors and the website www.bnpparibas-am.com

Terms of subscription / conversion / redemption:

Subscription, redemption and conversion orders will be processed at an unknown net asset value in accordance with the rules set out below, only on Valuation Days, and the time mentioned is Luxembourg time.

Centralisation of orders	Orders Trade Date	NAV calculation and publication date	Orders Settlement Date
16:00 CET for STP orders, 12:00 CET for non STP orders on the Valuation Day (D)	Valuation Day (D)	Day after the Valuation Day (D+1)	Maximum three bank business days after the Valuation Day (D+3) ⁽¹⁾

(1) If the settlement day is a currency holiday, the settlement will occur the following business day.

Each time the "Orders Settlement Date" occurs before or on the same day of the "NAV calculation and publication date", the "Orders Settlement Date" will instead happen the next bank business day following the "NAV calculation and publication date".

(2) Centralisation for December 24 and 31 will be exceptionally advanced to 12:00 CET for STP orders due to an early closure of markets.

Historical information:

Sub-fund launched on 27 June 2019 with the name "US Multi-Factor Corporate Bond"

Current name as from 19 February 2021.

Taxation:

Potential shareholders are recommended to seek full information in their country of origin, place of residence or domicile on the possible tax consequences associated with their investment.

BNP Paribas Funds Sustainable US Multi-Factor Equity

short-named BNP Paribas Sustainable US Multi-Factor Equity

Investment objective

The implemented strategy aims at increasing the value of a portfolio of US equities, issued primarily by socially responsible companies, over the medium term using a systematic security selection approach combining several factor styles.

Investment policy

At all times, this sub-fund invests at least 75% of its assets in equities and/or equity equivalent securities issued by companies that have their registered offices or conduct the majority of their business activities in the United States of America.

The remaining portion, namely a maximum of 25% of its assets, may be invested in other equities, debt securities and money market instruments, provided that investments in debt securities of any kind do not exceed 15% of its assets, and up to 10% of its assets may be invested in UCITS or UCIs.

The assets thus described will primarily be invested in USD.

The portfolio is built based on a systematic approach, combining several equity factor criteria such as value, quality, low-volatility and momentum.

The sub-fund may hold ancillary liquid assets within the limits and conditions described in Book I, Appendix 1 – Eligible Assets, point 7.

Sustainable Investment policy

The Investment Manager applies BNP PARIBAS ASSET MANAGEMENT's Sustainable Investment Policy, which takes into account Environmental, Social and Governance (ESG) criteria in the investment process of the sub-fund as set out in Book I.

The sub-fund applies binding and significant ESG integration approach and improves its ESG profile while aiming at reducing its environmental footprint, as measured by greenhouse gas emissions, compared to the investment universe.

Scores related to ESG and carbon footprint are calculated for each issuer of the investment universe. The portfolio is then constructed to select the best securities available in order to consistently achieve the following targets:

- a portfolio's ESG score higher than the ESG score of the investment universe after eliminating at least 20% of securities with the lowest ESG Score, and
- a portfolio's carbon footprint at least 50% lower than the carbon footprint of the investment universe.

The investment manager applies a non-financial analysis on a minimum of 90% of the assets of the sub-fund (excluding ancillary liquid assets) based on the internal Proprietary ESG scoring framework, and assessment of their carbon footprint, as indicated in Book I.

Furthermore, the sub-fund does not invest in:

- companies that are part of the 10% lowest ESG scores of the investment universe, assessed in accordance with the ESG Scores methodology referred to in Book I;
- companies that do not comply with BNP Paribas Asset Management's Responsible Business Conduct Standards, as set out in Book I.

Derivatives and Securities Financing Transactions

Core financial derivative instruments may be used for efficient portfolio management and hedging as described in points 2 and 3 of Appendix 2 of Book I.

Information relating to SFDR and Taxonomy Regulation

The sub-fund promotes environmental and / or social characteristics, provided that the companies in which the investments are made follow good governance practices, in accordance with article 8 of SFDR, and it will have a minimum proportion of its assets considered as sustainable investments within the meaning of SFDR.

INFORMATION ABOUT THE ENVIRONMENTAL OR SOCIAL CHARACTERISTICS RELATING TO THIS SUB-FUND IS AVAILABLE IN THE ANNEX OF THE PROSPECTUS SET OUT IN BOOK III.

A summary of the commitments is also available in Appendix 5 of Book I.

Risk profile

Specific market risks:

- Extra-Financial Criteria Investment Risk
- Equity Risk

For an overview of generic risks, please refer to the Appendix 3 of Book I of the Prospectus.

Investor type profile

This sub-fund is suitable for investors who:

- ✓ Are looking to add a single country holding to an existing diversified portfolio;
- ✓ Are willing to accept higher market risks in order to potentially generate higher long-term returns;
- ✓ Can accept significant temporary losses;
- ✓ Can tolerate volatility;
- ✓ Have an investment horizon of 5 years.

Accounting Currency

USD

BNP Paribas Funds Sustainable US Multi-Factor Equity

short-named BNP Paribas Sustainable US Multi-Factor Equity

Fees payable by the sub-fund

Category	Management (max)	Performance (max)	Distribution (max)	Other (max)	TAB ⁽¹⁾
Classic	1.50%	No	none	0.40%	0.05%
N	1.50%	No	0.75%	0.40%	0.05%
Privilege	0.75%	No	none	0.25%	0.05%
I	0.75%	No	none	0.20%	0.01%
I Plus	0.60%	No	none	0.20%	0.01%
X	none	No	none	0.20%	0.01%
X2	none	No	none	0.20%	0.01%
K	1.50%	No	0.75%	0.40%	0.05%

(1) *Taxe d'abonnement. In addition, the Company may be subject to foreign UCI's tax, and/or other regulators levy, in the country where the sub-fund is registered for distribution.*

The complete list of shares offered is available on the website www.bnpparibas-am.com

For each active share, a KID is available on the website www.bnpparibas-am.com

Additional information

Valuation Day:

For each day of the week on which banks are open for business in Luxembourg (a "Valuation Day"), there is a corresponding NAV which is dated the same day, except if the New York Stock Exchange is closed.

It is available at the Company's registered office, from local agents, and in any newspapers designated by the Board of Directors and the website www.bnpparibas-am.com

Terms of subscription / conversion / redemption:

Subscription, redemption and conversion orders will be processed at an unknown net asset value in accordance with the rules set out below, only on Valuation Days, and the time mentioned is Luxembourg time.

Centralisation of orders ⁽²⁾	Orders Trade Date	NAV calculation and publication date	Orders Settlement Date
16:00 CET for STP orders, 12:00 CET for non STP orders on the Valuation Day (D)	Valuation Day (D)	Day after the Valuation Day (D+1)	Maximum three bank business days after the Valuation Day (D+3) ⁽¹⁾

(1) *If the settlement day is a currency holiday, the settlement will occur the following business day.*

Each time the "Orders Settlement Date" occurs before or on the same day of the "NAV calculation and publication date", the "Orders Settlement Date" will instead happen the next bank business day following the "NAV calculation and publication date."

(2) *Centralisation for December 24 and 31 will be exceptionally advanced to 12:00 CET for STP orders due to an early closure of markets.*

Historical information:

Sub-fund launched with the name "USA" on 3 February 2017 into the sicav BNP Paribas L1 by transfer of the French Common Fund BNP PARIBAS QUANTAMERICA

Absorption on 29 June 2018 of the French Common Fund BNP PARIBAS ACTIONS USA

On 27 September 2019:

- Transfer into the Company with the name "US Multi-Factor Equity"
- Absorption of the "Equity USA Core" sub-fund of the sicav BNP Paribas L1
- Absorption of the "Equity USA" sub-fund of the Company

Current name as from 19 February 2021.

Taxation:

Potential shareholders are recommended to seek full information in their country of origin, place of residence or domicile on the possible tax consequences associated with their investment.

BNP Paribas Funds Sustainable US Value Multi-Factor Equity

short-named BNP Paribas Sustainable US Value Multi-Factor Equity

Investment objective

The implemented strategy aims at increasing the value of a portfolio of US equities, issued primarily by socially responsible companies, over the medium term using a systematic security selection approach combining several factor styles.

Investment policy

At all times, this sub-fund invests at least 75% of its assets in equities and/or equity equivalent securities issued by companies that the management team considers to be under-valued as compared to the market on the purchase date and that have their registered office or conduct the majority of their business activities in the United States of America.

The remaining portion, namely a maximum of 25% of its assets, may be invested in other equities, debt securities and money market instruments, provided that investments in debt securities of any kind do not exceed 15% of its assets, and up to 10% of its assets may be invested in UCITS or UCIs.

The assets thus described will primarily be invested in USD.

The portfolio is built based on a systematic approach, combining several equity factor criteria such as value, quality, low-volatility and momentum.

The sub-fund may hold ancillary liquid assets within the limits and conditions described in Book I, Appendix 1 – Eligible Assets, point 7.

Sustainable Investment policy

The Investment Manager applies BNP PARIBAS ASSET MANAGEMENT's Sustainable Investment Policy, which takes into account Environmental, Social and Governance (ESG) criteria in the investment process of the sub-fund as set out in Book I.

The sub-fund applies binding and significant ESG integration approach and improves its ESG profile while aiming at reducing its environmental footprint, as measured by greenhouse gas emissions, compared to the investment universe.

Scores related to ESG and carbon footprint are calculated for each issuer of the investment universe. The portfolio is then constructed to select the best securities available in order to consistently achieve the following targets:

- a portfolio's ESG score higher than the ESG score of the investment universe after eliminating at least 20% of securities with the lowest ESG Score, and
- a portfolio's carbon footprint at least 50% lower than the carbon footprint of the investment universe.

The investment manager applies a non-financial analysis on a minimum of 90% of the assets of the sub-fund (excluding ancillary liquid assets) based on the internal Proprietary ESG scoring framework, and assessment of their carbon footprint, as indicated in Book I.

Furthermore, the sub-fund does not invest in:

- companies that are part of the 10% lowest ESG scores of the investment universe, assessed in accordance with the ESG Scores methodology referred to in Book I;
- companies that do not comply with BNP Paribas Asset Management's Responsible Business Conduct Standards, as set out in Book I.

Derivatives and Securities Financing Transactions

Core financial derivative instruments may be used for efficient portfolio management and hedging as described in points 2 and 3 of Appendix 2 of Book I.

Information relating to SFDR and Taxonomy Regulation

The sub-fund promotes environmental and / or social characteristics, provided that the companies in which the investments are made follow good governance practices, in accordance with article 8 of SFDR, and it will have a minimum proportion of its assets considered as sustainable investments within the meaning of SFDR.

INFORMATION ABOUT THE ENVIRONMENTAL OR SOCIAL CHARACTERISTICS RELATING TO THIS SUB-FUND IS AVAILABLE IN THE ANNEX OF THE PROSPECTUS SET OUT IN BOOK III.

A summary of the commitments is also available in Appendix 5 of Book I.

Risk profile

Specific market risks:

- Extra-Financial Criteria Investment Risk
- Equity Risk
- Small Cap, Specialised or Restricted Sectors Risk

For an overview of generic risks, please refer to the Appendix 3 of Book I of the Prospectus.

Investor type profile

This sub-fund is suitable for investors who:

- ✓ Are looking to add a single country holding to an existing diversified portfolio;
- ✓ Are willing to accept higher market risks in order to potentially generate higher long-term returns;
- ✓ Can accept significant temporary losses;
- ✓ Can tolerate volatility;
- ✓ Have an investment horizon of 5 years.

BNP Paribas Funds Sustainable US Value Multi-Factor Equity

short-named BNP Paribas Sustainable US Value Multi-Factor Equity

Accounting Currency

USD

Fees payable by the sub-fund

Category	Management (max)	Performance (max)	Distribution (max)	Other (max)	TAB ⁽¹⁾
Classic	1.50%	No	none	0.40%	0.05%
N	1.50%	No	0.75%	0.40%	0.05%
Privilege	0.75%	No	none	0.25%	0.05%
I	0.75%	No	none	0.20%	0.01%
I Plus	0.60%	No	none	0.20%	0.01%
X	none	No	none	0.20%	0.01%

(1) *Taxe d'abonnement. In addition, the Company may be subject to foreign UCI's tax, and/or other regulators levy, in the country where the sub-fund is registered for distribution.*

The complete list of shares offered is available on the website www.bnpparibas-am.com

For each active share, a KID is available on the website www.bnpparibas-am.com

Additional information

Valuation Day:

For each day of the week on which banks are open for business in Luxembourg (a "Valuation Day"), there is a corresponding NAV which is dated the same day, except if the New York Stock Exchange is closed.

It is available at the Company's registered office, from local agents, and in any newspapers designated by the Board of Directors and the website www.bnpparibas-am.com

Terms of subscription / conversion / redemption:

Subscription, redemption and conversion orders will be processed at an unknown net asset value in accordance with the rules set out below, only on Valuation Days, and the time mentioned is Luxembourg time.

Centralisation of orders ⁽²⁾	Orders Trade Date	NAV calculation and publication date	Orders Settlement Date
16:00 CET for STP orders, 12:00 CET for non STP orders on the Valuation Day (D)	Valuation Day (D)	Day after the Valuation Day (D+1)	Maximum three bank business days after the Valuation Day (D+3) ⁽¹⁾

(1) *If the settlement day is a currency holiday, the settlement will occur the following business day.*

Each time the "Orders Settlement Date" occurs before or on the same day of the "NAV calculation and publication date", the "Orders Settlement Date" will instead happen the next bank business day following the "NAV calculation and publication date."

(2) *Centralisation for December 24 and 31 will be exceptionally advanced to 12:00 CET for STP orders due to an early closure of markets.*

Historical information:

Sub-fund launched on 15 September 2017 with the name "Equity USA Value DEFI" by transfer of the "Equity USA Value" sub-fund of the Company Renamed "US Value Multi-Factor Equity" as from 30 August 2019

Absorption on 13 September 2019 of the "Equity High Dividend USA" sub-fund of the Company

Current name as from 19 February 2021.

Taxation:

Potential shareholders are recommended to seek full information in their country of origin, place of residence or domicile on the possible tax consequences associated with their investment.

BNP Paribas Funds Target Risk Balanced

short-named BNP Paribas Target Risk Balanced

Investment objective

Increase the value of the sub-fund's assets through investment growth, while keeping volatility with target of 7.50%.

Investment policy

The sub-fund invests its assets in all transferable securities within the limits allowed by the Law.

Asset classes in which the sub-fund may invest or to which it may be exposed are:

- equities of all types, in all sectors and geographic areas,
- government bonds, including debts of emerging countries,
- corporate bonds,
- commodities,
- listed real estate assets,
- money market instruments.

The sub-fund is also indirectly exposed to market volatility.

In order to achieve its performance objective, the sub-fund implements an extremely flexible and diversified allocation strategy encompassing these asset classes. Asset allocation is managed systematically and the permanent ex-ante annual volatility target is close to 7.5%.

In addition the sub-fund takes up tactical allocation positions in order to increase the overall performance.

The sub-fund's investments are made through funds (including trackers) or direct investments.

The sub-fund may hold ancillary liquid assets within the limits and conditions described in Book I, Appendix 1 – Eligible Assets, point 7.

The sub-fund does not hold commodities or real estate directly. Exposure to commodities may be obtained through investments in ETC and ETN.

Sustainable Investment policy

The Investment Manager applies BNP PARIBAS ASSET MANAGEMENT's Sustainable Investment Policy, which takes into account Environmental, Social and Governance (ESG) criteria in the investment process of the sub-fund, as set out in Book I.

The sub-fund invests at least 75% of its assets (excluding ancillary liquid assets) in funds that are categorized as article 8 or article 9 according to SFDR.

Derivatives and Securities Financing Transactions

Core financial derivative instruments, and other swaps (OTC swaps on inflation), may be used for efficient portfolio management and hedging as described in points 2 and 3 of Appendix 2 of Book I. TRS* can be used as described on point 5 in Appendix 2 of Book I.

* *One of the strategy index (The "Strategy Index") that might be used to get exposure to the sub-fund universe is Iboxx EUR Corporates Overall Total Return Index. Its investment universe is composed of investment grade fixed-income bonds issued by private corporations in the Eurozone. This index is rebalanced monthly after close of business on the last business day of the month, but this rebalancing does not involve any cost for the sub-fund. Additional details regarding the index is available on the website <https://ihsmarkit.com/products/iboxx.html#factsheets>*

Information relating to SFDR and Taxonomy Regulation

The sub-fund promotes environmental and / or social characteristics, provided that the companies in which the investments are made follow good governance practices, in accordance with article 8 of SFDR, and it will have a minimum proportion of its assets considered as sustainable investments within the meaning of SFDR.

INFORMATION ABOUT THE ENVIRONMENTAL OR SOCIAL CHARACTERISTICS RELATING TO THIS SUB-FUND IS AVAILABLE IN THE ANNEX OF THE PROSPECTUS SET OUT IN BOOK III.

A summary of the commitments is also available in Appendix 5 of Book I.

Risk profile

Specific market risks:

- Commodity Related Exposure Risk
- Credit Risk
- Derivatives Risk
- Emerging Markets Risk
- Extra-Financial Criteria Investment Risk
- Equity Risk
- High Yield Bond Risk
- Risks related to investments in some countries
- Real Estate Related Exposure Risks

For an overview of the generic risks, please refer to the Appendix 3 of the Book I of the Prospectus.

Investor type profile

This sub-fund is suitable for investors who:

- ✓ Are looking for a diversification of their investments through exposure to a range of asset classes, globally;
- ✓ Can accept medium market risks;
- ✓ Have an investment horizon of 4 years.

BNP Paribas Funds Target Risk Balanced

short-named BNP Paribas Target Risk Balanced

Accounting Currency

EUR

Fees payable by the sub-fund

Category	Management (max)	Performance (max)	Distribution (max)	Other (max)	TAB ⁽¹⁾
Classic	1.10%	No	none	0.35%	0.05%
N	1.10%	No	0.75%	0.35%	0.05%
Privilege	0.55%	No	none	0.25%	0.05%
I	0.55%	No	none	0.20%	0.01%
X	none	No	none	0.20%	0.01%

(1) *Taxe d'abonnement. In addition, the Company may be subject to foreign UCI's tax, and/or other regulators levy, in the country where the sub-fund is registered for distribution.*

Indirect fee: 1.00% maximum

The complete list of shares offered is available on the website www.bnpparibas-am.com

For each active share, a KID is available on the website www.bnpparibas-am.com

Additional information

Valuation Day:

For each day of the week on which banks are open for business in Luxembourg (a "Valuation Day"), there is a corresponding NAV which is dated the same day.

It is available at the Company's registered office, from local agents, and in any newspapers designated by the Board of Directors and the website www.bnpparibas-am.com

Terms of subscription / conversion / redemption:

Subscription, redemption and conversion orders will be processed at an unknown net asset value in accordance with the rules set out below, only on Valuation Days, and the time mentioned is Luxembourg time.

Centralisation of orders ⁽²⁾	Orders Trade Date	NAV calculation and publication date	Orders Settlement Date
16:00 CET for STP orders, 12:00 CET for non STP orders on the day preceding the Valuation Day (D-1)	Valuation Day (D)	Day after the Valuation Day (D+1)	Maximum three bank business days after the Valuation Day (D+3) ⁽¹⁾

(1) *If the settlement day is a currency holiday, the settlement will occur the following business day. Each time the "Orders Settlement Date" occurs before or on the same day of the "NAV calculation and publication date", the "Orders Settlement Date" will instead happen the next bank business day following the "NAV calculation and publication date."*

(2) *Centralisation for December 24 and 31 will be exceptionally advanced to 12:00 CET for STP orders due to an early closure of markets.*

Historical information:

Sub-fund launched on 2 May 1997 with the name "Global 3 (FRF)"

Transformation on 02 January 1998 into "Global 3 (Euro)"

Renamed "Balanced (Euro)" on 19 August 1998

Absorption on 3 May 2002 of the 1st "Growth (Euro)" sub-fund of the Company

Absorption on 6 December 2002 of the "Global Balanced" sub-fund of the sicav MULTIWORLD

Absorption on 24 January 2003 of the "EUR" sub-fund of the sicav BNP INVEST

Absorption on 19 December 2003 of the "Horizon 20 (Euro)" sub-fund of the Company

Absorption on 12 August 2004 of the "Balanced (CHF)" sub-fund of the Company

Absorption on 30 June 2005 of the "Global 50" sub-fund of the CAIXA FUNDS

Absorption on 12 March 2009 of the 2nd "Growth (Euro)" sub-fund of the Company

Renamed "Diversified Dynamic" as from 26 November 2009

Absorption on 3 December 2012 of the "Dynamic World" sub-fund of the sicav BNP Paribas L1

"I-CAP" shares split by 1,000 on 6 June 2014

Absorption on 9 September 2016 by transfer of the "BNP PARIBAS MULTI-ASSET ISOVOL 6%" French Common Fund

Current name as from 30 August 2019

Taxation:

Potential shareholders are recommended to seek full information in their country of origin, place of residence or domicile on the possible tax consequences associated with their investment.

BNP Paribas Funds Turkey Equity short-named BNP Paribas Turkey Equity

Investment objective

Increase the value of its assets over the medium term by investing primarily in Turkish equities.

Investment policy

At all times, this sub-fund invests at least 75% of its assets in equities and/or equity equivalent securities issued by companies that have their registered offices or conduct the majority of their business activities in Turkey.

The remaining portion, namely a maximum of 25% of its assets, may be invested in any other transferable securities and money market instruments, provided that investments in debt securities of any kind do not exceed 15% of its assets, and up to 10% of its assets may be invested in UCITS or UCIs.

The sub-fund may hold ancillary liquid assets within the limits and conditions described in Book I, Appendix 1 – Eligible Assets, point 7.

Sustainable Investment policy

The Investment Manager applies BNP PARIBAS ASSET MANAGEMENT's Sustainable Investment Policy, which takes into account Environmental, Social and Governance (ESG) criteria in the investment process of the sub-fund as set out in Book I.

The sub-fund respects the Minimum Extra-Financial Analysis coverage rate, as set out in Book I.

The average portfolio ESG score of the sub-fund is higher than the one of its investment universe.

Derivatives and Securities Financing Transactions

Core financial derivative instruments may be used for efficient portfolio management and hedging as described in points 2 and 3 of Appendix 2 of Book I.

Information relating to SFDR and Taxonomy Regulation

The sub-fund promotes environmental and / or social characteristics, provided that the companies in which the investments are made follow good governance practices, in accordance with article 8 of SFDR, and it does not commit to make any sustainable investment within the meaning of SFDR.

INFORMATION ABOUT THE ENVIRONMENTAL OR SOCIAL CHARACTERISTICS RELATING TO THIS SUB-FUND IS AVAILABLE IN THE ANNEX OF THE PROSPECTUS SET OUT IN BOOK III.

A summary of the commitments is also available in Appendix 5 of Book I.

Risk profile

Specific market risks:

- Concentration Risk
- Emerging Markets Risk
- Extra-Financial Criteria Investment Risk
- Equity Risk
- Risks Related to Investments in Some Countries
- Small Cap, Specialised or Restricted Sectors Risk

For an overview of generic risks, please refer to the Appendix 3 of Book I of the Prospectus.

Investor type profile

This sub-fund is suitable for investors who:

- ✓ Are looking to add a single country holding to an existing diversified portfolio;
- ✓ Are willing to accept higher market risks in order to potentially generate higher long-term returns;
- ✓ Can accept significant temporary losses;
- ✓ Can tolerate volatility;
- ✓ Have an investment horizon of 6 years.

Accounting Currency

EUR

Fees payable by the sub-fund

Category	Management (max)	Performance (max)	Distribution (max)	Other (max)	TAB ⁽¹⁾
Classic	1.75%	No	none	0.40%	0.05%
N	1.75%	No	0.75%	0.40%	0.05%
Privilege	0.90%	No	none	0.25%	0.05%
I	0.90%	No	none	0.20%	0.01%
X	none	No	none	0.20%	0.01%

BNP Paribas Funds Turkey Equity

short-named BNP Paribas Turkey Equity

(1) *Taxe d'abonnement.* In addition, the Company may be subject to foreign UCI's tax, and/or other regulators levy, in the country where the sub-fund is registered for distribution.

The complete list of shares offered is available on the website www.bnpparibas-am.com

For each active share, a KID is available on the website www.bnpparibas-am.com

Additional information

Valuation Day:

For each day of the week on which banks are open for business in Luxembourg (a "Valuation Day"), there is a corresponding NAV which is dated the same day, except if the Turkish Stock Exchange is closed.

It is available at the Company's registered office, from local agents, and in any newspapers designated by the Board of Directors and the website www.bnpparibas-am.com

Terms of subscription / conversion / redemption:

Subscription, redemption and conversion orders will be processed at an unknown net asset value in accordance with the rules set out below, only on Valuation Days, and the time mentioned is Luxembourg time.

Centralisation of orders ⁽²⁾	Orders Trade Date	NAV calculation and publication date	Orders Settlement Date
16:00 CET for STP orders, 12:00 CET for non STP orders on the Valuation Day (D)	Valuation Day (D)	Day after the Valuation Day (D+1)	Maximum three bank business days after the Valuation Day (D+3) ⁽¹⁾

(1) *If the settlement day is a currency holiday, the settlement will occur the following business day.*

Each time the "Orders Settlement Date" occurs before or on the same day of the "NAV calculation and publication date", the "Orders Settlement Date" will instead happen the next bank business day following the "NAV calculation and publication date."

(2) *Centralisation for December 24 and 31 will be exceptionally advanced to 12:00 CET for STP orders due to an early closure of markets.*

Historical information:

Sub-fund launched on 8 March 2005 in the sicav FORTIS L FUND (renamed BNP Paribas L1 on 1 August 2010)

Absorption on 18 July 2011 of the "Equity Turkey" sub-fund of the Company

Transfer in the Company on 27 May 2013 with the name "Equity Turkey"

Current name as from 30 August 2019

Taxation:

Potential shareholders are recommended to seek full information in their country of origin, place of residence or domicile on the possible tax consequences associated with their investment.

BNP Paribas Funds US Growth

short-named BNP Paribas US Growth

Investment objective

Increase the value of its assets over the medium term by investing primarily in US growth equities.

Investment policy

At all times, this sub-fund invests at least 75% of its assets in equities and/or equity equivalent securities issued by companies that conduct the majority of their business activities in sectors that seem to have greater-than-average potential for growth, relatively stable growth in profits and that have their registered offices or conduct the majority of their business activities in the United States of America.

The remaining portion, namely a maximum of 25% of its assets, may be invested in any other transferable securities, money market instruments, provided that investments in debt securities of any kind do not exceed 15% of its assets and those on Canadian markets do not exceed 10% of assets, and up to 10% of its assets may be invested in UCITS or UCIs.

Although the majority of the sub-fund equity securities may be components of the index Russell 1000 Growth (RI)* (the "benchmark"), the Investment Manager uses its wide discretion in relation to the benchmark to invest in companies and sectors not included in the benchmark in order to take advantage of specific investment opportunities. This results in a concentrated portfolio of approximately 50 stocks, weighted by conviction and diversified across sectors and issuers in order to reduce risks.

* with "FTSE International Limited" as Benchmark Index administrator. Since 1 January 2021, "FTSE International Limited" is considered as a "third country" UK administrator vis-à-vis the European Union and no longer appears on the Benchmark Register. The non-EU benchmarks are permitted to be used in the EU until the Regulation 2016/1011's transition period which has been extended to 31 December 2025. During this time "FTSE International Limited" can either be granted the UK "equivalence" by the European Union or "endorsement" or "recognition" as per Regulation 2016/1011.

Internal investment guidelines have been defined, including in reference to the benchmark, and are regularly monitored to ensure the investment strategy remains actively managed, while staying within pre-defined risk levels. Due to diversification and similar geographical/thematic constraints, investors should be aware that the sub-fund's risk and return profile may, from time to time, be comparable to the risk and return profile of the benchmark.

The sub-fund may hold ancillary liquid assets within the limits and conditions described in Book I, Appendix 1 – Eligible Assets, point 7.

Sustainable Investment policy

The Investment Manager applies BNP PARIBAS ASSET MANAGEMENT's Sustainable Investment Policy, which takes into account Environmental, Social and Governance (ESG) criteria in the investment process of the sub-fund, as set out in Book I.

The sub-fund respects the Minimum Extra-Financial Analysis coverage rate, as set out in Book I.

The average portfolio ESG score of the sub-fund is higher than the one of its benchmark.

Derivatives and Securities Financing Transactions

Core financial derivative instruments may be used for efficient portfolio management and hedging as described in points 2 and 3 of Appendix 2 of Book I.

Information relating to SFDR and Taxonomy Regulation

The sub-fund promotes environmental and / or social characteristics, provided that the companies in which the investments are made follow good governance practices, in accordance with article 8 of SFDR, and it will have a minimum proportion of its assets considered as sustainable investments within the meaning of SFDR.

INFORMATION ABOUT THE ENVIRONMENTAL OR SOCIAL CHARACTERISTICS RELATING TO THIS SUB-FUND IS AVAILABLE IN THE ANNEX OF THE PROSPECTUS SET OUT IN BOOK III.

A summary of the commitments is also available in Appendix 5 of Book I.

Risk profile

Specific market risks:

- Concentration Risk
- Extra-Financial Criteria Investment Risk
- Equity Risk

For an overview of generic risks, please refer to the Appendix 3 of Book I of the Prospectus.

Investor type profile

This sub-fund is suitable for investors who:

- ✓ Are looking to add a single country holding to an existing diversified portfolio;
- ✓ Are willing to accept higher market risks in order to potentially generate higher long-term returns;
- ✓ Can accept significant temporary losses;
- ✓ Can tolerate volatility;
- ✓ Have an investment horizon of 5 years.

Accounting Currency

USD

BNP Paribas Funds US Growth

short-named BNP Paribas US Growth

Fees payable by the sub-fund

Category	Management (max)	Performance (max)	Distribution (max)	Other (max)	TAB ⁽¹⁾
Classic	1.50%	No	none	0.40%	0.05%
N	1.50%	No	0.75%	0.40%	0.05%
Privilege	0.75%	No	none	0.25%	0.05%
I	0.75%	No	none	0.20%	0.01%
X	none	No	none	0.20%	0.01%

(1) *Taxe d'abonnement. In addition, the Company may be subject to foreign UCI's tax, and/or other regulators levy, in the country where the sub-fund is registered for distribution.*

The complete list of shares offered is available on the website www.bnpparibas-am.com

For each active share, a KID is available on the website www.bnpparibas-am.com

Additional information

Valuation Day:

For each day of the week on which banks are open for business in Luxembourg (a "Valuation Day"), there is a corresponding NAV which is dated the same day, except if the New York Stock Exchange is closed.

It is available at the Company's registered office, from local agents, and in any newspapers designated by the Board of Directors and the website www.bnpparibas-am.com

Terms of subscription / conversion / redemption:

Subscription, redemption and conversion orders will be processed at an unknown net asset value in accordance with the rules set out below, only on Valuation Days, and the time mentioned is Luxembourg time.

Centralisation of orders ⁽²⁾	Orders Trade Date	NAV calculation and publication date	Orders Settlement Date
16:00 CET for STP orders, 12:00 CET for non STP orders on the Valuation Day (D)	Valuation Day (D)	Day after the Valuation Day (D+1)	Maximum three bank business days after the Valuation Day (D+3) ⁽¹⁾

(1) *If the settlement day is a currency holiday, the settlement will occur the following business day.*

Each time the "Orders Settlement Date" occurs before or on the same day of the "NAV calculation and publication date", the "Orders Settlement Date" will instead happen the next bank business day following the "NAV calculation and publication date."

(2) *Centralisation for December 24 and 31 will be exceptionally advanced to 12:00 CET for STP orders due to an early closure of markets.*

Historical information:

Sub-fund launched on 24 November 2008 in the sicav FORTIS L FUND (renamed BNP Paribas L1 on 1 August 2010) with the name "Equity Growth USA" by contribution of the "US Equity Growth Fund" sub-fund of the sicav ABN AMRO Funds

Renamed "Equity USA Growth" as from 1st September 2010

Transfer in the Company on 17 May 2013

Absorption on 27 May 2013 of the "Equity Best Selection USA" sub-fund of the sicav BNP Paribas L1

On 6 June 2014:

- "Classic H CZK-CAP" shares split by 10
- "I-CAP" shares split by 100

On 24 November 2016:

- "Classic-CAP" shares split by 4
- "Classic-DIS" shares split by 3

Absorption on 25 November 2016 of the "Equity USA" sub-fund of the Belgian sicav BNP PARIBAS B FUND I

Current name as from 30 August 2019

Taxation:

Potential shareholders are recommended to seek full information in their country of origin, place of residence or domicile on the possible tax consequences associated with their investment.

BNP Paribas Funds US High Yield Bond

short-named BNP Paribas US High Yield Bond

Investment objective

Increase the value of its assets over the medium term by investing primarily in USD denominated High Yield bonds.

Investment policy

The sub-fund invests at least 2/3 of its assets in bonds and/or securities treated as equivalent that have a rating below "Baa3" (Moody's) or "BBB-" (S&P / Fitch), that are denominated in USD and/or issued by companies that have their registered office or conduct a significant proportion of their business in the United States of America.

In the event the rating criteria are no longer met, the Investment Manager will promptly adjust the composition of the portfolio in the interest of the shareholders.

The remaining portion, namely a maximum of 1/3 of its assets, may be invested in any other transferable securities, money market instruments, and also, within a limit of 10% of the assets, in UCITS or UCIs. After hedging, the sub-fund's exposure to currencies other than USD will not exceed 5%.

The sub-fund may hold ancillary liquid assets within the limits and conditions described in Book I, Appendix 1 – Eligible Assets, point 7.

Sustainable Investment policy

The Investment Manager applies BNP PARIBAS ASSET MANAGEMENT's Sustainable Investment Policy, which takes into account Environmental, Social and Governance (ESG) criteria in the investment process of the sub-fund, as set out in Book I.

The sub-fund respects the Minimum Extra-Financial Analysis coverage rate, as set out in Book I.

The average portfolio ESG score of the sub-fund is higher than the one of its investment universe.

Derivatives and Securities Financing Transactions

Core financial derivative instruments, and CDS, may be used for efficient portfolio management and hedging as described in points 2 and 3 of Appendix 2 of Book I.

Information relating to SFDR and Taxonomy Regulation

The sub-fund promotes environmental and / or social characteristics, provided that the companies in which the investments are made follow good governance practices, in accordance with article 8 of SFDR, and it will have a minimum proportion of its assets considered as sustainable investments within the meaning of SFDR.

INFORMATION ABOUT THE ENVIRONMENTAL OR SOCIAL CHARACTERISTICS RELATING TO THIS SUB-FUND IS AVAILABLE IN THE ANNEX OF THE PROSPECTUS SET OUT IN BOOK III.

A summary of the commitments is also available in Appendix 5 of Book I.

Risk profile

Specific market risks:

- Credit Risk
- Extra-Financial Criteria Investment Risk
- High Yield Bond Risk
- Liquidity Risk

For an overview of the generic risks, please refer to the Appendix 3 of the Book I of the Prospectus.

Investor type profile

This sub-fund is suitable for investors who:

- ✓ Are looking for a diversification of their investments in fixed income securities;
- ✓ Can accept low to medium market risks;
- ✓ Have an investment horizon of 4 years.

Accounting Currency

USD

Fees payable by the sub-fund

Category	Management (max)	Performance (max)	Distribution (max)	Other (max)	TAB ⁽¹⁾
Classic	1.20%	No	none	0.30%	0.05%
N	1.20%	No	0.50%	0.30%	0.05%
Privilege	0.60%	No	none	0.20%	0.05%
I	0.55%	No	none	0.17%	0.01%
X	none	No	none	0.17%	0.01%
B	1.20%	No	1.00%	0.30%	0.05%

BNP Paribas Funds US High Yield Bond
short-named BNP Paribas US High Yield Bond

Category	Management (max)	Performance (max)	Distribution (max)	Other (max)	TAB ⁽¹⁾
K	1.20%	No	0.75%	0.30%	0.05%

(1) Taxe d'abonnement. In addition, the Company may be subject to foreign UCI's tax, and/or other regulators levy, in the country where the sub-fund is registered for distribution.

The complete list of shares offered is available on the website www.bnpparibas-am.com

For each active share, a KID is available on the website www.bnpparibas-am.com

Additional information

Valuation Day:

For each day of the week on which banks are open for business in Luxembourg and on which US bond markets are open (a "Valuation Day"), there is a corresponding NAV which is dated the same day.

It is available at the Company's registered office, from local agents, and in any newspapers designated by the Board of Directors and the website www.bnpparibas-am.com

Terms of subscription / conversion / redemption:

Subscription, redemption and conversion orders will be processed at an unknown net asset value in accordance with the rules set out below, only on Valuation Days, and the time mentioned is Luxembourg time.

Centralisation of orders ⁽²⁾	Orders Trade Date	NAV calculation and publication date	Orders Settlement Date
16:00 CET for STP orders, 12:00 CET for non STP orders on the Valuation Day (D)	Valuation Day (D)	Day after the Valuation Day (D+1)	Maximum three bank business days after the Valuation Day (D+3) ⁽¹⁾

(1) If the settlement day is a currency holiday, the settlement will occur the following business day.

Each time the "Orders Settlement Date" occurs before or on the same day of the "NAV calculation and publication date", the "Orders Settlement Date" will instead happen the next bank business day following the "NAV calculation and publication date".

(2) Centralisation for December 24 and 31 will be exceptionally advanced to 12:00 CET for STP orders due to an early closure of markets.

Historical information:

Sub-fund launched on 2 April 2001 with the name "US High Yield Bond"

Absorption on 12 June 2008 of the "BNL Global Bond Opportunity" sub-fund of the "BNL Global Funds" Irish fund

Renamed "Bond USA High Yield" as from 1st September 2010

Absorption on 21 March 2011 of the "Bond USD High Yield" sub-fund of the sicav BNP Paribas L1

Old "Classic-Distribution" class renamed "Classic MD" on 1st November 2012

On 6 June 2014:

- "Privilege-CAP" shares split by 100
- "I-CAP" shares split by 10,000

Absorption on 1st July 2016 of its "Bond USA High Yield" Feeder sub-fund of the sicav BNP Paribas L1

Current name as from 30 August 2019

Taxation:

Potential shareholders are recommended to seek full information in their country of origin, place of residence or domicile on the possible tax consequences associated with their investment.

BNP Paribas Funds US Mid Cap short-named BNP Paribas US Mid Cap

Investment objective

Increase the value of its assets over the medium term by investing primarily in US mid cap equities.

Investment policy

At all times, this sub-fund invests at least 75% of its assets in equities and/or equity equivalent securities issued by companies having market capitalisation below the highest market capitalisation and/or above the lowest market capitalisation (observed at the beginning of each financial year) of the Russell MidCap index* and that have their registered office or conduct a significant proportion of their business in the United States of America.

* with "FTSE International Limited" as Benchmark Index administrator. Since 1 January 2021, "FTSE International Limited" is considered as a "third country" UK administrator vis-à-vis the European Union and no longer appears on the Benchmark Register. The non-EU benchmarks are permitted to be used in the EU until the Regulation 2016/1011's transition period which has been extended to 31 December 2025. During this time "FTSE International Limited" can either be granted the UK "equivalence" by the European Union or "endorsement" or "recognition" as per Regulation 2016/1011.

The remaining portion, namely a maximum of 25% of its assets, may be invested in any other transferable securities, money market instruments, provided that investments in debt securities of any kind do not exceed 15% of its assets, and up to 10% of its assets may be invested in UCITS or UCIs.

The sub-fund may hold ancillary liquid assets within the limits and conditions described in Book I, Appendix 1 – Eligible Assets, point 7.

Sustainable Investment policy

The Investment Manager applies BNP PARIBAS ASSET MANAGEMENT's Sustainable Investment Policy, which takes into account Environmental, Social and Governance (ESG) criteria in the investment process of the sub-fund, as set out in Book I.

The sub-fund respects the Minimum Extra-Financial Analysis coverage rate, as set out in Book I.

The average portfolio ESG score of the sub-fund is higher than the one of its investment universe.

Derivatives and Securities Financing Transactions

Core financial derivative instruments may be used for efficient portfolio management and hedging as described in points 2 and 3 of Appendix 2 of Book I.

Information relating to SFDR and Taxonomy Regulation

The sub-fund promotes environmental and / or social characteristics, provided that the companies in which the investments are made follow good governance practices, in accordance with article 8 of SFDR, and it will have a minimum proportion of its assets considered as sustainable investments within the meaning of SFDR.

INFORMATION ABOUT THE ENVIRONMENTAL OR SOCIAL CHARACTERISTICS RELATING TO THIS SUB-FUND IS AVAILABLE IN THE ANNEX OF THE PROSPECTUS SET OUT IN BOOK III.

A summary of the commitments is also available in Appendix 5 of Book I.

Risk profile

Specific market risks:

- Extra-Financial Criteria Investment Risk
- Equity Risk

For an overview of the generic risks, please refer to the Appendix 3 of the Book I of the Prospectus.

Investor type profile

This sub-fund is suitable for investors who:

- ✓ Are looking to add a single country holding to an existing diversified portfolio;
- ✓ Are willing to accept higher market risks in order to potentially generate higher long-term returns;
- ✓ Can accept significant temporary losses;
- ✓ Can tolerate volatility;
- ✓ Have an investment horizon of 5 years.

Accounting Currency

USD

Fees payable by the sub-fund

Category	Management (max)	Performance (max)	Distribution (max)	Other (max)	TAB ⁽¹⁾
Classic	1.75%	No	none	0.40%	0.05%
N	1.75%	No	0.75%	0.40%	0.05%
Privilege	0.90%	No	none	0.25%	0.05%
I	0.85%	No	none	0.20%	0.01%
X	none	No	none	0.20%	0.01%

BNP Paribas Funds US Mid Cap
short-named BNP Paribas US Mid Cap

Category	Management (max)	Performance (max)	Distribution (max)	Other (max)	TAB ⁽¹⁾
X2	none	No	none	0.20%	0.01%

(1) *Taxe d'abonnement. In addition, the Company may be subject to foreign UCI's tax, and/or other regulators levy, in the country where the sub-fund is registered for distribution.*

The complete list of shares offered is available on the website www.bnpparibas-am.com

For each active share, a KID is available on the website www.bnpparibas-am.com

Additional information

Valuation Day:

For each day of the week on which banks are open for business in Luxembourg (a "Valuation Day"), there is a corresponding NAV which is dated the same day, except if the New York Stock Exchange is closed.

It is available at the Company's registered office, from local agents, and in any newspapers designated by the Board of Directors and the website www.bnpparibas-am.com

Terms of subscription / conversion / redemption:

Subscription, redemption and conversion orders will be processed at an unknown net asset value in accordance with the rules set out below, only on Valuation Days, and the time mentioned is Luxembourg time.

Centralisation of orders ⁽²⁾	Orders Trade Date	NAV calculation and publication date	Orders Settlement Date
16:00 CET for STP orders, 12:00 CET for non STP orders on the Valuation Day (D)	Valuation Day (D)	Day after the Valuation Day (D+1)	Maximum three bank business days after the Valuation Day (D+3) ⁽¹⁾

(1) *If the settlement day is a currency holiday, the settlement will occur the following business day.*

Each time the "Orders Settlement Date" occurs before or on the same day of the "NAV calculation and publication date", the "Orders Settlement Date" will instead happen the next bank business day following the "NAV calculation and publication date."

(2) *Centralisation for December 24 and 31 will be exceptionally advanced to 12:00 CET for STP orders due to an early closure of markets.*

Historical information:

Sub-fund launched on 30 January 2006 with the name "US Mid Cap"

Absorption on 12 June 2008 of the "BNL US Opportunity" sub-fund of the "BNL Global Funds" Irish fund

Renamed "Equity USA Mid Cap" as from 1st September 2010

On 6 June 2014:

- "Privilege-CAP" shares split by 10
- "I-CAP" shares split by 10,000

Current name as from 30 August 2019

Taxation:

Potential shareholders are recommended to seek full information in their country of origin, place of residence or domicile on the possible tax consequences associated with their investment.

BNP Paribas Funds USD Short Duration Bond

short-named BNP Paribas USD Short Duration Bond

Investment objective

Increase the value of its assets over the medium term by investing primarily in USD denominated bonds while controlling the duration.

Investment policy

The sub-fund invests at least 2/3 of its assets in USD denominated debt securities such as US treasury debt securities or notes, sovereign government bonds, supranationals bills & notes (defined as securities issued by international organisations, whereby member states transcend national boundaries), Mortgage Backed Securities (both agency and non-agency), corporate bonds including high yield corporate bonds, Asset Backed Securities and other structured debt, money market instruments and deposits.

With regards to investments in structured debt the following ratios apply:

- 0-30% US Agency MBS
- 0-10% Investment Grade CMBS
- 0-10% Investment Grade ABS issued by corporate entities and denominated in USD
- No ABS Home Equity Loans, HELOC, CDOs nor CLOs is allowed
- Exposure to structured debt will not exceed 30% of the assets with a combined limit of 10% for both ABS and CMBS.

In the event the portfolio ends up with any distressed securities as a result of a restructuring event or any event beyond the control of the company, the Investment Manager will assess the situation and, if he believes necessary, promptly adjust the composition of the portfolio in order to preserve the best interest of the shareholders. In any case distressed securities will never represent more than 10% of the assets.

A maximum of 20% of the sub-fund's assets may be invested in bonds issued by companies that have their registered office in or conduct the majority of their business in emerging countries in any currency.

In respect of the above investment limits, the sub-fund's investments into debt securities traded on the Bond Connect may reach up to 20% of its assets.

The remaining portion, namely a maximum of 1/3 of its assets, may be invested in any other transferable securities, and also, within a limit of 10% of the assets, in UCITS or UCIs.

The average duration of the portfolio does not exceed four years.

The sub-fund may hold ancillary liquid assets within the limits and conditions described in Book I, Appendix 1 – Eligible Assets, point 7.

Sustainable Investment policy

The Investment Manager applies BNP PARIBAS ASSET MANAGEMENT's Sustainable Investment Policy, which takes into account Environmental, Social and Governance (ESG) criteria in the investment process of the sub-fund, as set out in Book I.

The sub-fund respects the Minimum Extra-Financial Analysis coverage rate, as set out in Book I.

The average portfolio ESG score of the sub-fund is higher than the one of its investment universe.

Derivatives and Securities Financing Transactions

Core financial derivative instruments may be used for efficient portfolio management and hedging as described in points 2 and 3 of Appendix 2 of Book I.

Information relating to SFDR and Taxonomy Regulation

The sub-fund promotes environmental and / or social characteristics, provided that the companies in which the investments are made follow good governance practices, in accordance with article 8 of SFDR, and it will have a minimum proportion of its assets considered as sustainable investments within the meaning of SFDR.

INFORMATION ABOUT THE ENVIRONMENTAL OR SOCIAL CHARACTERISTICS RELATING TO THIS SUB-FUND IS AVAILABLE IN THE ANNEX OF THE PROSPECTUS SET OUT IN BOOK III.

A summary of the commitments is also available in Appendix 5 of Book I.

Risk profile

Specific market risks:

- Credit Risk
- Distressed Securities Risk
- Extra-Financial Criteria Investment Risk
- High Yield Bond Risk
- Securitised Products Risk
- Emerging Markets Risk

Specific risks related to investments in Mainland China

- Risk related to Bond Connect

Risks related to investments in CNH share categories

For an overview of the generic risks, please refer to the Appendix 3 of the Book I of the Prospectus.

BNP Paribas Funds USD Short Duration Bond

short-named BNP Paribas USD Short Duration Bond

Investor type profile

This sub-fund is suitable for investors who:

- ✓ Are looking for a diversification of their investments in fixed income securities;
- ✓ Can accept low to medium market risks;
- ✓ Have an investment horizon of 3 years.

Accounting Currency

USD

Fees payable by the sub-fund

Category	Management (max)	Performance (max)	Distribution (max)	Other (max)	TAB ⁽¹⁾
Classic	0.50%	No	none	0.25%	0.05%
N	0.50%	No	0.35%	0.25%	0.05%
Privilege	0.25%	No	none	0.20%	0.05%
I	0.20%	No	none	0.17%	0.01%
X	None	No	none	0.17%	0.01%

(1) *Taxe d'abonnement. In addition, the Company may be subject to foreign UCI's tax, and/or other regulators levy, in the country where the sub-fund is registered for distribution.*

The complete list of shares offered is available on the website www.bnpparibas-am.com

For each active share, a KID is available on the website www.bnpparibas-am.com

Additional information

Valuation Day:

For each day of the week on which banks are open for business in Luxembourg and on which US bond markets are open (a "Valuation Day"), there is a corresponding NAV which is dated the same day.

It is available at the Company's registered office, from local agents, and in any newspapers designated by the Board of Directors and the website www.bnpparibas-am.com

Terms of subscription / conversion / redemption:

Subscription, redemption and conversion orders will be processed at an unknown net asset value in accordance with the rules set out below, only on Valuation Days, and the time mentioned is Luxembourg time.

Centralisation of orders ⁽²⁾	Orders Trade Date	NAV calculation and publication date	Orders Settlement Date
16:00 CET for STP orders, 12:00 CET for non STP orders on the Valuation Day (D)	Valuation Day (D)	Day after the Valuation Day (D+1)	Maximum three bank business days after the Valuation Day (D+3) ⁽¹⁾

(1) *If the settlement day is a currency holiday, the settlement will occur the following business day.*

Each time the "Orders Settlement Date" occurs before or on the same day of the "NAV calculation and publication date", the "Orders Settlement Date" will instead happen the next bank business day following the "NAV calculation and publication date."

(2) *Centralisation for December 24 and 31 will be exceptionally advanced to 12:00 CET for STP orders due to an early closure of markets.*

Historical information:

Sub-fund launched on 27 March 1990 with the name "Obli-Dollar" by transfer of the "Obli-Dollar" fund

Renamed "US Dollar Bond" on 4 April 2000

Absorption on 22 August 2003 of the "Canadian Dollar Bond" sub-fund of the Company

Absorption on 30 June 2005 of the "US Dollar" sub-fund of the "CAIXA FUNDS"

Absorption on 12 June 2008 of the "BNL US Dollar Bond" sub-fund of the "BNL Global Funds" Irish fund

Rename "Bond USD" on 1st September 2010.

Rename "Bond USD Government" on 1st November 2012.

Old "Classic-Distribution" class renamed "Classic MD" on 1 November 2012

On 6 June 2014:

- "Privilege-CAP" shares split by 10
- "I-CAP" shares split by 10,000

Revamped into "Bond USD Short Duration" on 30 April 2015

Renamed "US Short Duration Bond" on 30 August 2019

Absorption on 25 October 2019 of the "Bond USD" sub-fund of the Company

Current name as from 29 July 2022.

Taxation:

Potential shareholders are recommended to seek full information in their country of origin, place of residence or domicile on the possible tax consequences associated with their investment.

BNP Paribas Funds US Small Cap

short-named BNP Paribas US Small Cap

Investment objective

Increase the value of its assets over the medium term by investing primarily in US small cap equities.

Investment policy

At all times, this sub-fund invests at least 75% of its assets in equities and/or equity equivalent securities issued by companies having market capitalisation lower than the largest market capitalisation (observed at the beginning of each financial year) of the Russell 2000 index* and that have their registered offices or conduct the majority of their business activities in the United States of America.

* with "FTSE International Limited" as Benchmark Index administrator. Since 1 January 2021, "FTSE International Limited" is considered as a "third country" UK administrator vis-à-vis the European Union and no longer appears on the Benchmark Register. The non-EU benchmarks are permitted to be used in the EU until the Regulation 2016/1011's transition period which has been extended to 31 December 2025. During this time "FTSE International Limited" can either be granted the UK "equivalence" by the European Union or "endorsement" or "recognition" as per Regulation 2016/1011.

The remaining portion, namely a maximum of 25% of its assets, may be invested in any other transferable securities and money market instruments, provided that investments in debt securities of any kind do not exceed 15% of its assets, and up to 10% of its assets may be invested in UCITS or UCIs.

The sub-fund may hold ancillary liquid assets within the limits and conditions described in Book I, Appendix 1 – Eligible Assets, point 7.

Sustainable Investment policy

The Investment Manager applies BNP PARIBAS ASSET MANAGEMENT's Sustainable Investment Policy, which takes into account Environmental, Social and Governance (ESG) criteria in the investment process of the sub-fund, as set out in Book I.

The sub-fund respects the Minimum Extra-Financial Analysis coverage rate, as set out in Book I.

The average portfolio ESG score of the sub-fund is higher than the one of its investment universe.

Derivatives and Securities Financing Transactions

Core financial derivative instruments, and warrants, may be used for efficient portfolio management and hedging as described in points 2 and 3 of Appendix 2 of Book I.

Information relating to SFDR and Taxonomy Regulation

The sub-fund promotes environmental and / or social characteristics, provided that the companies in which the investments are made follow good governance practices, in accordance with article 8 of SFDR, and it will have a minimum proportion of its assets considered as sustainable investments within the meaning of SFDR.

INFORMATION ABOUT THE ENVIRONMENTAL OR SOCIAL CHARACTERISTICS RELATING TO THIS SUB-FUND IS AVAILABLE IN THE ANNEX OF THE PROSPECTUS SET OUT IN BOOK III.

A summary of the commitments is also available in Appendix 5 of Book I.

Risk profile

Specific market risks:

- Extra-Financial Criteria Investment Risk
- Equity Risk
- Small Cap, Specialised or Restricted Sectors Risk

For an overview of generic risks, please refer to the Appendix 3 of Book I of the Prospectus.

Investor type profile

This sub-fund is suitable for investors who:

- ✓ Are looking to add a single country holding to an existing diversified portfolio;
- ✓ Are willing to accept higher market risks in order to potentially generate higher long-term returns;
- ✓ Can accept significant temporary losses;
- ✓ Can tolerate volatility;
- ✓ Have an investment horizon of 5 years.

Accounting Currency

USD

Fees payable by the sub-fund

Category	Management (max)	Performance (max)	Distribution (max)	Other (max)	TAB ⁽¹⁾
Classic	1.75%	No	none	0.40%	0.05%
N	1.75%	No	0.75%	0.40%	0.05%
Privilege	0.90%	No	none	0.25%	0.05%
I	0.85%	No	none	0.20%	0.01%

BNP Paribas Funds US Small Cap
short-named BNP Paribas US Small Cap

Category	Management (max)	Performance (max)	Distribution (max)	Other (max)	TAB ⁽¹⁾
U	1.75%	No	none	0.40%	0.05%
X	none	No	none	0.20%	0.01%
X2	none	No	none	0.20%	0.01%

(1) *Taxe d'abonnement. In addition, the Company may be subject to foreign UCI's tax, and/or other regulators levy, in the country where the sub-fund is registered for distribution.*

The complete list of shares offered is available on the website www.bnpparibas-am.com

For each active share, a KID is available on the website www.bnpparibas-am.com

Additional information

Valuation Day:

For each day of the week on which banks are open for business in Luxembourg (a "Valuation Day"), there is a corresponding NAV which is dated the same day, except if the New York Stock Exchange is closed.

It is available at the Company's registered office, from local agents, and in any newspapers designated by the Board of Directors and the website www.bnpparibas-am.com

Terms of subscription / conversion / redemption:

Subscription, redemption and conversion orders will be processed at an unknown net asset value in accordance with the rules set out below, only on Valuation Days, and the time mentioned is Luxembourg time.

Centralisation of orders ⁽²⁾	Orders Trade Date	NAV calculation and publication date	Orders Settlement Date
16:00 CET for STP orders, 12:00 CET for non STP orders on the Valuation Day (D)	Valuation Day (D)	Day after the Valuation Day (D+1)	Maximum three bank business days after the Valuation Day (D+3) ⁽¹⁾

(1) *If the settlement day is a currency holiday, the settlement will occur the following business day.*

Each time the "Orders Settlement Date" occurs before or on the same day of the "NAV calculation and publication date", the "Orders Settlement Date" will instead happen the next bank business day following the "NAV calculation and publication date."

(2) *Centralisation for December 24 and 31 will be exceptionally advanced to 12:00 CET for STP orders due to an early closure of markets.*

Historical information:

Sub-fund launched on 20 December 1985 with the name "DP America Growth Fund N.V.", a Netherlands Antilles company, renamed "Fortis Amerika Fonds Small Caps N.V." on 24 November 1998

Transformation on 16 October 2000 into a Luxembourg sicav (Part I of the Law of 30 March 1988)

Transfer on 19 March 2001 into the sicav FORTIS L FUND (renamed BNP Paribas L1 on 1 August 2010) by creation of the "Equity Small Caps USA" sub-fund

Absorption on 12 February 2007 of the "Classic" class of the "Equity Mid Caps USA" and "Equity Nasdaq" sub-funds of the sicav Fortis L Fund

Renamed "Equity USA Small Cap" as from 1st September 2010

Absorption on 18 July 2011 of the "Equity USA Small Cap" sub-fund of the Company

Transfer in the Company on 17 May 2013

Current name as from 30 August 2019

Taxation:

Potential shareholders are recommended to seek full information in their country of origin, place of residence or domicile on the possible tax consequences associated with their investment.

BNP Paribas Funds USD Money Market

short-named BNP Paribas USD Money Market

Investment objective

To achieve the best possible return in USD in line with prevailing money market rates, over a 3-month period while aiming to preserve capital consistent with such rates and to maintain a high degree of liquidity and diversification; the 3-month period corresponds to the recommended investment horizon of the sub-fund.

Investment policy

The sub-fund is a standard variable net asset value money market fund as defined by Regulation 2017/1131.

The sub-fund invests within the limits set out in Appendix 1 of Book 1 in a diversified portfolio of USD denominated Money market instruments, Deposits with credit institutions and units or shares of short term MMFs or other Standard MMFs denominated in USD.

Financial derivative instruments (e.g. IRS) are used only for the purpose of hedging the interest rate of the sub-fund. The impact of these financial derivative instruments will be taken into account for the calculation of the WAM.

These investments must fulfil the Portfolio rules set out in Appendix 1 of Book 1.

The sub-fund may hold ancillary liquid assets denominated in USD within the limits and conditions described in Book I, Appendix 1 – Eligible Assets, point 7.

Sustainable Investment policy

The Investment Manager applies BNP PARIBAS ASSET MANAGEMENT's Sustainable Investment Policy, which takes into account Environmental, Social and Governance (ESG) criteria in the investment process of the sub-fund, as set out in Book I.

The sub-fund respects the Minimum Extra-Financial Analysis coverage rate, as set out in Book I.

The average portfolio ESG score of the sub-fund is higher than the one of its investment universe, being all the short-term debt and money market issuers.

Information relating to SFDR and Taxonomy Regulation

The sub-fund promotes environmental and / or social characteristics, provided that the companies in which the investments are made follow good governance practices, in accordance with article 8 of SFDR, and it will have a minimum proportion of its assets considered as sustainable investments within the meaning of SFDR.

INFORMATION ABOUT THE ENVIRONMENTAL OR SOCIAL CHARACTERISTICS RELATING TO THIS SUB-FUND IS AVAILABLE IN THE ANNEX OF THE PROSPECTUS SET OUT IN BOOK III.

A summary of the commitments is also available in Appendix 5 of Book I.

Risk profile

Specific market risks:

- Credit Risk
- Extra-Financial Criteria Investment Risk
- Liquidity Risk

For an overview of the generic risks, please refer to the Appendix 3 of the Book I of the Prospectus.

Investor type profile

This sub-fund is suitable for investors who:

- ✓ Are looking for a very low price volatility and high marketability;
- ✓ Prioritise maintenance of the real value of invested capital;
- ✓ Want to take minimal market risks;
- ✓ Have an investment horizon of 3 months.

Accounting Currency

USD

Fees payable by the sub-fund

Category	Management (max)	Performance (max)	Distribution (max)	Other (max)	TAB ⁽¹⁾
Classic	0.50%	No	none	0.15%	0.01%
U	0.50%	No	none	0.15%	0.01%
Classic Plus	0.40%	No	none	0.15%	0.01%
Privilege	0.25%	No	none	0.15%	0.01%
I	0.20%	No	none	0.10%	0.01%
X	None	No	none	0.10%	0.01%

(1) *Taxe d'abonnement. In addition, the Company may be subject to foreign UCI's tax, and/or other regulators levy, in the country where the sub-fund is registered for distribution.*

The complete list of shares offered is available on the website www.bnpparibas-am.com

For each active share, a KID is available on the website www.bnpparibas-am.com

BNP Paribas Funds USD Money Market

short-named BNP Paribas USD Money Market

Additional information

Valuation Day:

For each day of the week on which banks are open for business in Luxembourg and on which US bond markets are open (a "Valuation Day"), there is a corresponding NAV which is dated the same day.

It is available at the Company's registered office, from local agents, and in any newspapers designated by the Board of Directors and the website www.bnpparibas-am.com

Terms of subscription / conversion / redemption:

Subscription, redemption and conversion orders will be processed at an unknown net asset value in accordance with the rules set out below, only on Valuation Days, and the time mentioned is Luxembourg time.

Centralisation of orders ⁽²⁾	Orders Trade Date	NAV calculation and publication date	Orders Settlement Date
16:00 CET for STP orders, 12:00 CET for non STP orders on the Valuation Day (D)	Valuation Day (D)	Day after the Valuation Day (D+1)	Maximum three bank business days after the Valuation Day (D+3) ⁽¹⁾

- (1) *If the settlement day is a currency holiday, the settlement will occur the following business day. Each time the "Orders Settlement Date" occurs before or on the same day of the "NAV calculation and publication date", the "Orders Settlement Date" will instead happen the next bank business day following the "NAV calculation and publication date."*
- (2) *Centralisation for December 24 and 31 will be exceptionally advanced to 12:00 CET for STP orders due to an early closure of markets.*

Historical information:

Sub-fund launched on 27 March 1990 with the name "Short Term (Dollar)"

Absorption on 12 November 1999 of the "USD Short Term" sub-fund of the sicav PARIBAS INSTITUTIONS

Renamed "Short Term USD" as from 1st September 2010.

Absorption on 21 March 2011 of the "Short Term USD" sub-fund of the sicav BNP Paribas L1

Renamed "Money Market USD" as from 1st November 2012

"I-CAP" shares split by 1,000 on 6 June 2014

On 8 January 2016, "N-CAP" class has been merged into "Classic-CAP" class of the sub-fund

Current name as from 30 August 2019

Taxation:

Potential shareholders are recommended to seek full information in their country of origin, place of residence or domicile on the possible tax consequences associated with their investment.

Weekly reporting

The weekly reporting is made available on the website www.bnpparibas-am.com. After having selected the sub-fund and the share class of their choice, shareholders can access to such weekly reporting on the 'Documents' section of the website.

BOOK III
PRE-CONTRACTUAL DISCLOSURES
FOR THE FINANCIAL PRODUCTS REFERRED TO
IN ARTICLE 8, PARAGRAPHS 1, 2 AND 2A, OF SFDR
AND ARTICLE 6, FIRST PARAGRAPH, OF THE
TAXONOMY REGULATION
AND
IN ARTICLE 9, PARAGRAPHS 1 TO 4A, OF SFDR AND
ARTICLE 5, FIRST PARAGRAPH, OF THE TAXONOMY
REGULATION.

Sustainable investment means an investment in an economic activity that contributes to an environmental or social objective, provided that the investment does not significantly harm any environmental or social objective and that the investee companies follow good governance practices.

The **EU Taxonomy** is a classification system laid down in Regulation (EU) 2020/852, establishing a list of **environmentally sustainable economic activities**. That Regulation does not include a list of socially sustainable economic activities. Sustainable investments with an environmental objective might be aligned with the Taxonomy or not.

SUSTAINABLE INVESTMENT OBJECTIVE

Does this financial product have a sustainable investment objective?

●● ✘ Yes	●○ □ No
<p>✘ It will make a minimum of sustainable investments with an environmental objective: 51%</p> <ul style="list-style-type: none"> ✘ in economic activities that qualify as environmentally sustainable under the EU Taxonomy ✘ in economic activities that do not qualify as environmentally sustainable under the EU Taxonomy <p>✘ It will make a minimum of sustainable investments with a social objective: 1%</p>	<p>□ It promotes Environmental/Social (E/S) characteristics and while it does not have as its objective a sustainable investment, it will have a minimum proportion of ___% of sustainable investments</p> <ul style="list-style-type: none"> □ with an environmental objective in economic activities that qualify as environmentally sustainable under the EU Taxonomy □ with an environmental objective in economic activities that do not qualify as environmentally sustainable under the EU Taxonomy □ with a social objective <p>□ It promotes E/S characteristics, but will not make any sustainable investments</p>



What is the sustainable investment objective of this financial product?

The sustainable investment objective of the BNP Paribas Funds Aqua is to help or accelerate the transition to a more sustainable economy by focusing on challenges related to the global water value chain.

At all times, this Product invests at least 75% of its assets in equities and/or equity equivalent securities issued by global companies that conduct a significant part of their business in water and related or connected sectors, with sustainable activities and processes.

Such sectors include, but are not limited to: water infrastructures (network, buildings, and industry equipment, infrastructure services and irrigation), water treatment (filtration, traditional treatment, efficiency, testing and monitoring) and utilities.

Sustainable investments underlying the financial product contribute to the environmental objectives set out in Article 9 of Regulation (EU) 2020/852: climate change mitigation, climate change adaptation, the sustainable use and protection of water and marine resources, the transition to a circular economy, pollution prevention and control and/or the protection and restoration of biodiversity and ecosystems.

No reference benchmark has been designated for the purpose of attaining the sustainable Investment objective of the the financial product.

● ***What sustainability indicators are used to measure the attainment of the sustainable investment objective of this financial product?***

The following sustainability indicators are used to measure the attainment of the sustainable investment objective of the financial product:

- The percentage of the financial product's portfolio invested in companies with at least a 20% of revenue, profit or invested capital aligned with the financial product's thematic;
- The percentage of the financial product's portfolio compliant with the BNP Paribas Asset Management Responsible Business Conduct Policy (RBC Policy);
- The percentage of the financial product's assets covered by the ESG analysis based on the proprietary Impax Fundamental Score ESG methodology (excluding ancillary liquid assets);
- The percentage of the financial product's portfolio invested in "sustainable investments" as defined in Article 2 (17) of the SFDR regulation;
- The percentage of the financial product's portfolio aggregate Revenue which is "EU Taxonomy Aligned" as defined by Regulation (EU) 2020/852.

● ***How do sustainable investments not cause significant harm to any environmental or social sustainable investment objective?***

In order to ensure that the sustainable investments that the financial product intends to make do not cause significant harm to any environmental or social sustainable objective, the financial product assesses each investment against a set of indicators of adverse impacts by conducting proprietary Fundamental ESG analysis for all portfolio holdings. The ESG analysis aims to identify the quality of governance structures, the most material environmental and social harms for a company or issuer and assesses how well these harms are addressed and managed. The Investment Manager seeks robust policies, processes, management systems and incentives as well as adequate disclosure, as applicable. Additionally, the Investment Manager assesses any past controversies identified. A proprietary aggregate ESG score is then assigned for each company or issuer taking into account the indicators as set out below, based on a qualitative judgement. Where sufficient ESG quality is not achieved, a company or issuer is excluded from the financial product's investable universe. The Investment Manager considers it important to engage with companies and issuers and to analyse company and issuer disclosures and reports. The ESG process is proprietary to the Investment Manager, although the Investment Manager uses external ESG-research as an input.

— ***How have the indicators for adverse impacts on sustainability factors been taken into account?***

Indicators for adverse impacts on sustainability factors have been taken into account in the Investment Manager's Fundamental ESG analysis as follows – the data considered, as prescribed by SFDR, by the Investment Manager to assess the relevant indicator is set out in the first paragraph under each indicator below:

Mandatory Indicators

GHG emissions, carbon footprint and GHG intensity of investee companies

Sustainability indicators measure how the sustainable objectives of this financial product are attained.

Principal adverse impacts are the most significant negative impacts of investment decisions on sustainability factors relating to environmental, social and employee matters, respect for human rights, anti-corruption and anti-bribery matters.

Data considered: an investee company's absolute scope 1, 2 and 3 GHG emissions, and its enterprise value and revenue.

Companies are tiered between those providing full disclosure of Scopes 1, 2, 3 emissions across the majority of their operations; reporting across all four pillars prescribed by the Task Force on Climate related Financial Disclosures (TCFD); having set stretching short-medium term target (3+ years), as well as a Net zero/Paris Agreement aligned/Science-based long term target (10-30 years) and detailed actions plans versus those with no emission disclosure in place, no targets and no clear commitment to setting one.

Exposure to companies active in the fossil fuel sector

Data considered: an investee company's exposure to fossil fuel revenues.

The Investment Manager evaluates a company's transition to a low carbon economy by working towards ambitious science-based Paris-aligned decarbonisation targets and by strategically phasing out any fossil fuel exposure.

Share of non-renewable energy consumption and production, and energy consumption intensity per high impact climate sector

Data considered: an investee company's total energy consumption and production as well as the consumption and production from non-renewable energy sources, and an investee company's output metric as the basis of energy intensity.

Companies are tiered between those providing state of the art management processes and reporting for all environmental key issues through certified management systems referencing international or industry standards, challenging long term and interim targets relevant to key issues, relevant KPIs and reporting aligned with internationally recognised frameworks prescribed by the International Sustainability Standards Board (ISSB), the Global Reporting Initiative (GRI) and the CDP, versus companies with limited management processes and reporting, for example providing only qualitative KPIs and anecdotal disclosures.

Activities negatively affecting biodiversity-sensitive areas

Data considered an investee company's sites/operations located in or near to biodiversity-sensitive areas.

The Investment Manager uses external tools and research as well as its own proprietary analysis in assessing companies' management of nature-related harms. The Investment Manager seeks investment in companies or issuers that have addressed the harm with robust policies, processes, management systems and incentives that are scaled appropriately to the importance of the harm. Site-level geolocation data and regional exposure are not always easily available or disclosed by companies and issuers. The Investment Manager engages with companies to achieve geo-location data and to assess the potential harm at the specific locations of interest, for example highlighting habitats of IUCN Red List species (the International Union for Conservation of Nature), protected areas and key biodiversity areas in the vicinity.

Emissions to water, and hazardous waste and radioactive waste ratio

Data considered: an investee company's generated tonnes of emissions to water, and tonnes of hazardous waste and radioactive waste.

Companies are tiered between those providing state of the art management processes and reporting for all environmental key issues through certified management systems referencing international or industry standards, challenging long term and interim targets relevant to key issues, relevant KPIs and reporting aligned with internationally recognised frameworks such as ISSB, GRI and CDP, versus companies with limited management processes and reporting, for example providing only qualitative KPIs and anecdotal disclosures.

Violations of UN Global Compact principles and Organisation for Economic Cooperation and Development (OECD) Guidelines for Multinational Enterprises

Data considered: an investee company's involvement in violations of the UNGC principles or OECD Guidelines for Multinational Enterprises.

The Investment Manager screens the Product's investments against adherence to global standards such as the UN Global Compact principles and OECD Guidelines for Multinational Enterprises. An external research provider is used to support this screening activity. A company found to be in breach of these international norms and standards is excluded from the investable universe and divested. Where a company is flagged for potential breaches, the Investment Manager will monitor and seek to engage, as appropriate.

Lack of processes and compliance mechanisms to monitor compliance with UN Global Compact principles and OECD Guidelines for Multinational Enterprises

Data considered: instances where an investee company is lacking policies to monitor compliance with the UNGC Principles or OECD Guidelines.

The Investment Manager uses external tools and research to ascertain the existence/non-existence of these policies and identify those companies that do not satisfy credible policy standards in all those areas that speak to UNGC principles or the OECD Guidelines.

Unadjusted gender pay gap

Data considered: an investee company's average gross hourly earnings of male paid employees and of female paid employees as a percentage of average gross hourly earnings of male paid employees.

Companies are assessed for their pay equity through review of the pay gap, where available, alongside a broader set of KPIs related to Equality, Diversity & Inclusion (ED&I). Companies are tiered between those demonstrating state of the art management processes and those with no ED&I disclosure.

Board gender diversity

Data considered: an investee company's number of women on the board of directors and percentage of board members that are female.

Companies are assessed for their board gender diversity alongside other key roles which influence company strategy alongside a broader set of metrics related to leadership diversity. Companies are tiered between those achieving 40%-60% women on the board and in executive management as well as demonstrating diversity in key roles and those with no women on the board or in executive management.

Exposure to controversial weapons (anti-personnel mines, cluster munitions, chemical weapons and biological weapons)

Data considered: an investee company's exposure to controversial weapons through business activity and ownership.

Companies are screened by business activity in an effort to ensure, using a combination of screen activity and the Investment Manager's qualitative judgement, that they are not involved in the activity of manufacturing or of manufacturing tailor-made components, using, repairing, putting up for sale, selling, distributing, importing or exporting, storing or transporting controversial or indiscriminate weapons such as anti-personnel mines, submunitions, inert ammunition and armour containing depleted uranium or any other industrial uranium, weapons containing white phosphorus, biological, chemical or nuclear weapons. The Investment Manager seeks to exclude all companies with any involvement in controversial weapons from investment and in addition uses qualitative judgement as part of the analysis. If the Investment Manager determines that one of these activities takes place within a subsidiary, the direct parent company is also considered to be involved in controversial weapons if it holds a majority equity interest in the subsidiary. Likewise, if one of the above-mentioned activities is determined to take place within a parent company, any majority-owned subsidiary of this parent company is also deemed to be involved.

Voluntary Indicators

Investments in companies without carbon emission reduction initiatives

Data considered: instances where an investee company is lacking of all of the following: near-term GHG reduction target, long-term GHG reduction target (10+ years), science-based GHG reduction target, Net Zero commitment.

The Investment Manager actively seeks to engage with companies to encourage the implementation of effective performance management systems, with the objective to establish GHG emissions baseline data (scope 1, 2 and 3), set science-based long-term carbon emission reduction targets with a viable action plan to deliver on these targets, and regularly report.

Water usage and recycling

Data considered: an investee company's operational water use (cubic meters of water consumed), and water management (percentage of water recycled and reused).

Companies are tiered between those providing state of the art management processes and reporting for all environmental key issues through certified management systems referencing international or industry standards, challenging long term and interim targets relevant to key issues, relevant KPIs and reporting aligned with internationally recognised frameworks such as ISSB, GRI and CDP, versus companies with limited management processes and reporting, for example providing only qualitative KPIs and anecdotal disclosures.

Number of convictions and amount of fines for violation of anti-corruption and anti-bribery laws

Data considered: an investee company's number of convictions per severity category in the past three to five years (three years for minor controversies or incidents; five years for more significant controversies or incidents).

The materiality and severity of convictions and fines for violation of anti-corruption and anti-bribery laws are reviewed as part of the Fundamental ESG analysis.

How are the sustainable investments aligned with the OECD Guidelines for Multinational Enterprises and the UN Guiding Principles on Business and Human Rights?

The Investment Manager uses a Global Standards Screening which assesses companies' impact on stakeholders and the extent to which a company causes, contributes or is linked to violations of international norms and standards. The underlying research provides assessments covering the OECD Guidelines for Multinational Enterprises and the UN's Global Compact Principles, as well as International Labour Organization's (ILO) Conventions, and the UN Guiding Principles on Business and Human Rights (UNGPs). A company found to be in breach of these international norms and standards is excluded from the investable universe and divested. Where a company is flagged for potential breaches, the Investment Manager will monitor and seek to engage, as appropriate.



Does this financial product consider principal adverse impacts on sustainability factors?

Yes

The Product considers principal adverse impacts on sustainability factors by identifying, assessing, and managing negative effects of portfolio-related investment decisions on environmental, social and employee matters, respect for human rights, and anti-bribery & corruption matters.

The following illustrates how this exposure is intended to be managed, once identified and assessed, taking into account each of the mandatory and voluntary indicators listed above.

1. All companies and other issuers must meet financial and ESG criteria before entering the Product's list of investable companies. When all the data is gathered, an ESG report is written and a proprietary aggregate ESG score assigned. Where sufficient ESG quality is not achieved, a company or issuer is excluded from the investable universe. In cases where a company has a low ESG score, but is not deemed to cause significant harm and is not excluded, the company will have a capped position size in the portfolio, for risk management reasons. The Investment Manager does not seek to exclude a certain number or percentage of companies or issuers, but rather seeks an absolute level of ESG quality based on a qualitative judgement.
2. Bottom-up company-specific engagement: As part of the Investment Manager's ongoing, proprietary company and issuer-level ESG analysis, it identifies company and issuer-specific matters and risks and actively engages with companies and issuers about these matters. For the bottom-up, company specific engagements, the objective is typically to solve or improve the issue that has been identified as part of ESG analysis and when that objective has been achieved, move to the next objective or pause the engagement.

Top-down strategic engagement: Every year the Investment Manager assesses and outlines the engagement priorities for the next 12 months. These priorities are based on market developments and emerging sustainability issues that are considered relevant and material for companies and issuers. The Investment Manager then identifies the companies and issuers which it considers are most exposed to these topics and focuses its engagement on specific companies and issuers. For the strategic engagement areas, the Investment Manager sets up specific steps as objectives that it seeks to reach with the engagements. The strategic engagement areas have analysts assigned as leads for each of the areas of engagement.

3. Where the Investment Manager identifies unmanaged risk, and its usual management approach to engagement fails to produce positive outcomes, its Escalation Policy takes hold.

If the Investment Manager views the investee company or issuer is unresponsive to engagement or unwilling to consider alternative options posing less significant risks to shareholders, the Investment Manager will escalate the dialogue by:

- Seeking alternative or more senior contacts within the company or issuer
- Intervening or engaging together with other shareholders
- Intervening or engaging together with other institutions or organisations (multi-stakeholder)
- Highlighting the issue and/or joint engagements regarding the issue through institutional platforms and/or
- Filing or co-filing resolutions at General Meetings

If interventions are unsuccessful and the Investment Manager considers that the risk profile of the company has significantly deteriorated or company strategy/governance structures have altered because of an incident, to a degree where the return outlook and the company's strategy and quality no longer meet expectations, the company would be excluded from the investable universe and/or sold.

Information on how the principal adverse impacts on sustainability factors have been considered over the year will be available in the annual report of the financial product.

No



What investment strategy does this financial product follow?

The investment strategy guides investment decisions based on factors such as investment objectives and risk tolerance.

This Product is actively managed. The benchmark MSCI World (NR) is used for performance comparison only. The Product is not benchmark constrained and its performance may deviate significantly from that of the benchmark.

The Product seeks to increase the value of its assets over the medium term by investing in shares issued by global companies which conduct their business in water and/or related sectors. Such sectors include, but are not limited to: water infrastructures (network, buildings, and industry equipment, infrastructure services and irrigation), water treatment (filtration, traditional treatment, efficiency, testing and monitoring) and utilities.

It may be exposed to Mainland China by investing in China A Shares via the Stock Connect.

The Product may be exposed to emerging markets up to 30% of its assets, including exposure to China.

The investment team applies also BNP PARIBAS ASSET MANAGEMENT's sustainable Investment Policy, which takes into account Environmental, Social and Governance (ESG) criteria such as but not limited to reduction of emissions of greenhouse gas, respect of human rights, respect of minority shareholders rights, at each step of the investment process of the Product.

The Product follows the Thematic approach which means that the Product invests in companies that provide products and services providing concrete solutions to specific environmental and/or social challenges, seeking to benefit from future growth anticipated in these areas while contributing capital towards the transition towards a low-carbon, inclusive economy.

The approach is implemented in order to consistently eliminate at least 20% of the investment universe being companies belonging to the global water value chain.

An extra-financial strategy may comprise methodological limitations such as the ESG Investment Risk as defined by the asset manager.

Environmental, social and governance (ESG) criteria contribute to, but are not a determining factor in, the manager's decision making.

The elements of the investment strategy to attain the sustainable investment objective of this financial product as described below are systematically integrated throughout the investment process.

● *What are the binding elements of the investment strategy used to select the investments to attain the sustainable investment objective?*

- The financial product shall comply with the RBC Policy by excluding companies involved in controversies due to poor practices related to human and labor rights, environment, and corruption, as well as companies operating in sensitive sectors (tobacco, coal, controversial weapons, asbestos,...), as these companies are deemed to be in violation of international norms, or to cause unacceptable harm to society and/or the environment.

More information on the RBC Policy, and in particular criteria relating to sectoral exclusions, can be found on the website of the investment manager: [Sustainability documents - BNPP AM Corporate English \(bnpparibas-am.com\)](#).

- The financial product shall invest in companies with at least a 20% of revenues aligned with the financial product's thematic;
- The financial product shall have at least 90% of its assets (excluding ancillary liquid assets) covered by the ESG analysis based on the proprietary Impax Fundamental Score ESG methodology;
- The financial product shall invest at least 85% of its portfolio in "sustainable investments" as defined in Article 2 (17) of the SFDR regulation. Criteria to qualify an investment as "sustainable investment" and the quantitative and qualitative thresholds are indicated in the main part of the Prospectus.
- The financial product's shall invest at least 2% of its assets in companies "EU Taxonomy Aligned".

● *What is the policy to assess good governance practices of the investee companies?*

Pre investment

The Investment Manager analyses companies' governance structures taking into account what constitutes common and best global practice for governance and identifying potential outliers. Once the governance and other ESG analytical data is gathered, an ESG report is produced and a proprietary ESG score is assigned as part of the Fundamental ESG analysis as described above.

Post investment

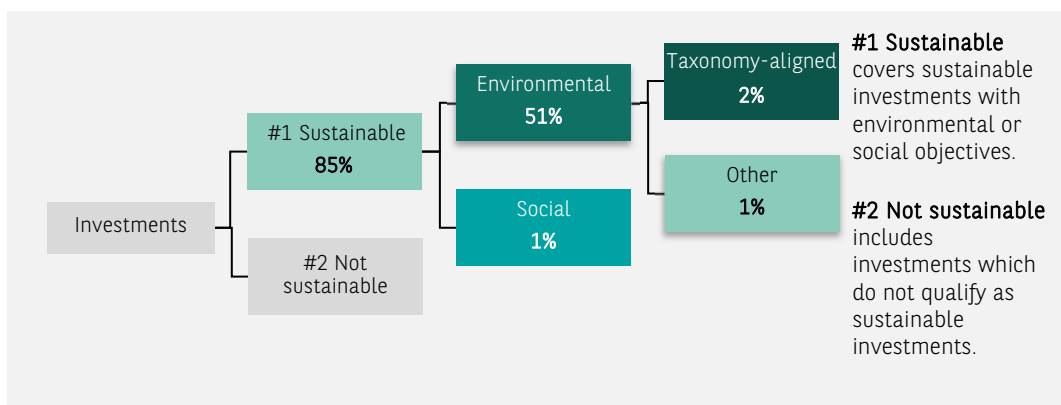
The Investment Manager's proxy voting is predominantly related to governance issues such as the election of directors, board structures and management remuneration. When practicable, the Investment Manager seeks to engage with the investee company before voting against management's recommendation on an AGM resolution. The Investment Manager is also in dialogue with companies throughout the year to discuss and comment on proposed governance structures.

Good governance practices include sound management structures, employee relations, remuneration of staff and tax compliance.



What is the asset allocation and the minimum share of sustainable investments?

The minimum proportion of the investments used to meet the sustainable investment objective in accordance with the binding elements of its investment strategy is 85%.



● *How does the use of derivatives attain the sustainable investment objective?*

Financial derivative instruments may be used for efficient portfolio management, hedging and/or investment purposes, if applicable. Either these instruments are not used to attain the sustainable investment objective of the product, or they are aligned with the sustainable investment objective of the financial product.

Asset allocation describes the share of investments in specific assets.

Taxonomy-aligned activities are expressed as a share of:

- **turnover** reflecting the share of revenue from green activities of investee companies
- **capital expenditure** (CapEx) showing the green investments made by investee companies, e.g. for a transition to a green economy.
- **operational expenditure** (OpEx) reflecting green operational activities of investee companies.



To what minimum extent are sustainable investments with an environmental objective aligned with the EU Taxonomy?

The extent to which sustainable investments with an environmental objective contribute to the environmental objectives set out in Article 9 of Regulation (EU) 2020/852; climate change mitigation, climate change adaptation, the sustainable use and protection of water and marine resources, the transition to a circular economy, pollution prevention and control and/or the protection and restoration of biodiversity and ecosystems and are aligned with the EU Taxonomy are disclosed in the two graphs below in the document.

The Management Company is improving its Taxonomy-alignment data collection to ensure the accuracy and suitability of its Taxonomy sustainability-related disclosures. Further subsequent prospectus and taxonomy-alignment commitments updates will be made accordingly.

Economic activities that are not recognised by the Taxonomy Regulation are not necessarily environmentally harmful or unsustainable. In addition, all activities that can make a substantial contribution to environmental as well as social objectives are not yet part of the Taxonomy Regulation.

To comply with the EU Taxonomy, the criteria for **fossil gas** include limitations on emissions and switching to renewable power or low-carbon fuels by the end of 2035. For **nuclear energy**, the criteria include comprehensive safety and waste management rules.

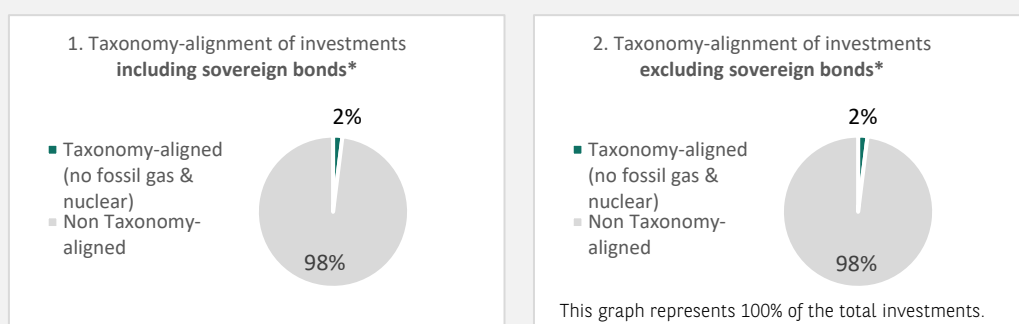
Enabling activities directly enable other activities to make a substantial contribution to an environmental objective.

Transitional activities are activities for which low-carbon alternatives are not yet available and among others have greenhouse gas emission levels corresponding to the best performance.

● **Does the financial product invest in fossil gas and/or nuclear energy related activities that comply with the EU Taxonomy¹?**

- Yes:
- In fossil gas In nuclear energy
- No

The two graphs below show in green the minimum percentage of investments that are aligned with the EU Taxonomy. As there is no appropriate methodology to determine the taxonomy-alignment of sovereign bonds*, the first graph shows the Taxonomy alignment in relation to all the investments of the financial product including sovereign bonds, while the second graph shows the Taxonomy alignment only in relation to the investments of the financial product other than sovereign bonds.



*For the purpose of these graphs, 'sovereign bonds' consist of all sovereign exposures

● **What is the minimum share of investments in transitional and enabling activities?**

Not Applicable.

¹ Fossil gas and/or nuclear related activities will only comply with the EU Taxonomy where they contribute to limiting climate change ("climate change mitigation") and do not significantly harm an EU Taxonomy objective –see explanatory note in the left hand margin. The full criteria for fossil gas and nuclear energy economic activities that comply with the EU Taxonomy are laid down in Commission Delegated Regulation (EU) 2022/1214.

 are environmentally sustainable investments that **do not take into account the criteria** for environmentally sustainable economic activities under the EU Taxonomy.



What is the minimum share of sustainable investments with an environmental objective that are not aligned with the EU Taxonomy?

The minimum share of sustainable investments with an environmental objective that are not aligned with the EU Taxonomy is 1%.

The objective of the investment manager is not to prevent the product from investing in taxonomy-aligned activities within the framework of the investment strategy of the product.

The Management Company is improving its Taxonomy-alignment data collection to ensure the accuracy and suitability of its Taxonomy sustainability-related disclosures. In the meantime, the financial product will invest in sustainable investments with an environmental objective that are not aligned with the EU Taxonomy.



What is the minimum share of sustainable investments with a social objective?

The minimum share of socially sustainable investments within the financial product is 1%.



What investments are included under “#2 Not sustainable”, what is their purpose and are there any minimum environmental or social safeguards?

The remaining proportion of the investments is made in instruments used for liquidity and/or hedging purposes, such as cash, deposits and derivatives.

The investment manager will ensure that those investments are made while maintaining the sustainable investment objective of the financial product. In addition, those investments are made in compliance with our internal processes, including the following minimum environmental or social safeguards:

- the risk management policy. The risk management policy comprises procedures as are necessary to enable the management company to assess for each financial product it manages the exposure of that product to market, liquidity, sustainability and counterparty risks. And
- the RBC policy, where applicable, through the exclusion of companies involved in controversies due to poor practices related to human and labour rights, environment, and corruption, as well as companies operating in sensitive sectors (tobacco, coal, controversial weapons, asbestos,...), as these companies are deemed to be in violation of international norms, or to cause unacceptable harm to society and/or the environment.



Is a specific index designated as a reference benchmark to meet the sustainable investment objective?

No reference benchmark has been designated for the purpose of attaining the sustainable investment objective of the financial product.

Reference benchmarks are indexes to measure whether the financial product attains the sustainable investment objective.

- *How does the reference benchmark take into account sustainability factors in a way that is continuously aligned with the sustainable investment objective?*
Not applicable
- *How is the alignment of the investment strategy with the methodology of the index ensured on a continuous basis?*
Not applicable
- *How does the designated index differ from a relevant broad market index?*
Not applicable
- *Where can the methodology used for the calculation of the designated index be found?*
Not applicable



Where can I find more product specific information online?

More product-specific information can be found on the website: www.bnpparibas-am.com after choosing the relevant country and directly in the section “Sustainability-related disclosures” dedicated to the product.

Template pre-contractual disclosure for the financial products referred to in Article 8, paragraphs 1, 2 and 2a, of Regulation (EU) 2019/2088 and Article 6, first paragraph, of Regulation (EU) 2020/852

Sustainable investment means an investment in an economic activity that contributes to an environmental or social objective, provided that the investment does not significantly harm any environmental or social objective and that the investee companies follow good governance practices.

The **EU Taxonomy** is a classification system laid down in Regulation (EU) 2020/852, establishing a list of **environmentally sustainable economic activities**. That Regulation does not lay down a list of socially sustainable economic activities. Sustainable investments with an environmental objective might be aligned with the Taxonomy or not.

Product name : **BNP PARIBAS FUNDS ASIA HIGH YIELD BOND**

Legal Entity Identifier : 2138004YSONYBKSKRZ67

Environmental and/or social characteristics

Does this financial product have a sustainable investment objective?	
<input checked="" type="radio"/> <input type="radio"/> Yes	<input checked="" type="radio"/> <input type="radio"/> No
<input type="checkbox"/> It will make a minimum of sustainable investments with an environmental objective: ____%	<input checked="" type="checkbox"/> It promotes Environmental/Social (E/S) characteristics and while it does not have as its objective a sustainable investment, it will have a minimum proportion of 15% of sustainable investments
<input type="checkbox"/> in economic activities that qualify as environmentally sustainable under the EU Taxonomy	<input type="checkbox"/> with an environmental objective in economic activities that qualify as environmentally sustainable under the EU Taxonomy
<input type="checkbox"/> in economic activities that do not qualify as environmentally sustainable under the EU Taxonomy	<input checked="" type="checkbox"/> with an environmental objective in economic activities that do not qualify as environmentally sustainable under the EU Taxonomy
<input type="checkbox"/> It will make a minimum of sustainable investments with a social objective: ____%	<input checked="" type="checkbox"/> with a social objective
	<input type="checkbox"/> It promotes E/S characteristics, but will not make any sustainable investments



What environmental and/or social characteristics are promoted by this financial product?

The financial product promotes environmental and social characteristics by assessing underlying investments against Environmental, Social, and Governance (ESG) criteria using an ESG internal proprietary methodology, and by investing in issuers that demonstrate good environmental, social and governance practices.

Corporate issuers

The investment strategy selects:

Corporate issuers with good or improving ESG practices within their sector of activity. The ESG performance of an issuer is evaluated against a combination of environmental, social and governance factors which include but are

not limited to:

- Environmental: energy efficiency, reduction of emissions of greenhouse gases (GHG), treatment of waste
- Social: respect of human rights and workers' rights, human resources management (workers' health and safety, diversity)
- Governance: Board of Directors independence, managers' remuneration, respect of minority shareholders rights

The exclusion criteria are applied with regard to issuers that are in violation of international norms and convention, or operate in sensitive sectors as defined by the Responsible Business Conduct Policy (RBC Policy).

Sovereign issuers

The investment strategy selects sovereign issuers based on their performance across the environmental, social and governance pillars. The ESG performance of each country is assessed using an internal Sovereign ESG methodology that focuses on measuring governments' efforts to produce and preserve assets, goods, and services with high ESG values, according to their level of economic development. This involves evaluation of a country against a combination of environmental, social and governance factors, which include but not limited to:

- Environmental: climate mitigation, biodiversity, energy efficiency, land resources, pollution
- Social: life conditions, economic inequality, education, employment, health infrastructure, human capital
- Governance: business rights, corruption, democratic life, political stability, security

BNP Paribas Asset Management's Global Sustainability Strategy places a strong emphasis on combatting climate change. Therefore, given the importance of sovereigns in addressing climate change, the internal Sovereign ESG methodology includes an additional scoring component that captures the country's contribution to progress towards the net-zero goals set out in the Paris Agreement. This additional scoring component reflects countries' commitment to future targets balanced by their current policies and their forward-looking physical climate risk exposure. It combines temperature alignment methodology for determining national contributions to climate change with an assessment of the laws and policies countries have in place for addressing climate change.

The investment manager also applies the BNP Paribas Group's sensitive countries framework, which includes restrictive measures on certain countries and/or activities that are considered as being particularly exposed to money laundering and terrorism financing related risks.

Furthermore, the investment manager promotes better environmental and social outcomes through engagement with issuers and the exercise of voting rights according to the Stewardship policy, where applicable.

No reference benchmark has been designated for the purpose of attaining the environmental or social characteristics promoted by the financial product.

● **What sustainability indicators are used to measure the attainment of each of the environmental or social characteristics promoted by this financial product?**

The following sustainability indicators are used to measure the attainment of the environmental and social characteristics promoted by the financial product:

- The percentage of the portfolio compliant with the RBC Policy
- The percentage of the portfolio covered by ESG analysis based on the ESG internal proprietary methodology
- The weighted average ESG score of the portfolio compared to the weighted average ESG score of its investment universe, as defined in the Prospectus
- The percentage of the financial product's portfolio invested in 'sustainable investments' as defined in Article 2 (17) of the SFDR regulation

Sustainability indicators measure how the environmental or social characteristics promoted by the financial product are attained.



● **What are the objectives of the sustainable investments that the financial product partially intends to make and how does the sustainable investment contribute to such objectives?**

The objectives of the sustainable investments made by the financial product are to finance companies that contribute to environmental and/or social objectives through their products and services, as well as their sustainable practices.

The internal methodology, as defined in the main part of the Prospectus, integrates several criteria into its definition of sustainable investments that are considered to be core components to qualify a company as sustainable. These criteria are complementary to each other. In practice, a company must meet at least one of the criteria described below in order to be considered as contributing to an environmental or social objective:

1. A company with an economic activity aligned with the EU Taxonomy objectives. A company can be qualified as sustainable investment in case it has more than 20% of its revenues aligned with the EU Taxonomy. A company qualifying as sustainable investment through this criteria can for example contribute to the following environmental objectives: sustainable forestry, environmental restoration, sustainable manufacturing, renewable energy, water supply, sewerage, waste management and remediation, sustainable transportation, sustainable buildings, sustainable information and technology, scientific research for sustainable development;

2. A company with an economic activity contributing to one or more United Nations Sustainable Development goals (UN SDG) targets. A company can be qualified as sustainable investment in case it has more than 20% of its revenues aligned with the SDGs and less than 20% of its revenues misaligned with the UN SDGs. A company qualifying as sustainable investment through this criteria can for example contribute to the following objectives:

a. Environmental: sustainable agriculture, sustainable management of water and sanitation, sustainable and modern energy, sustainable economic growth, sustainable infrastructure, sustainable cities, sustainable consumption and production patterns, fight against climate change, conservation and sustainable use of oceans, seas and marine resources, protection, restoration and sustainable use of terrestrial ecosystems, sustainable management of forests, fight against desertification, land degradation and biodiversity loss;

b. Social: no poverty, zero hunger, food security, healthy lives and well-being at all ages, inclusive and equitable quality education and lifelong learning opportunities, gender equality, women and girls empowerment, availability of water and sanitation, access to affordable, reliable and modern energy, inclusive and sustainable economic growth, full and productive employment and decent work, resilient infrastructure, inclusive and sustainable industrialization, reduced inequality, inclusive, safe and resilient cities and human settlements, peaceful and inclusive societies, access to justice and effective, accountable and inclusive institutions, global partnership for sustainable development.

3. A company operating in a high GHG emission sector that is transitioning its business model to align with the objective of maintaining the global temperature rise below 1.5°C. A company qualifying as sustainable investment through this criteria can for example contribute to the following environmental objectives: GHG emissions reduction, fight against climate change;

4. A company with best-in-class environmental or social practices compared to its peers within the relevant sector and geographical region. The E or S best performer assessment is based on the BNPP AM ESG scoring methodology. The methodology scores companies and assesses them against a peer group comprising companies in comparable sectors and geographical regions. A company with a contribution score above 10 on the Environmental or Social pillar qualifies as best performer. A company qualifying as sustainable investment through this criteria can for example contribute to the following objectives:

a. Environmental: fight against climate change, environmental risk management, sustainable management of natural resources, waste management, water management, GHG emissions reduction, renewable energy, sustainable agriculture, green infrastructure;

b. Social: health and safety, human capital management, good external stakeholder management (supply chain, contractors, data), business ethics preparedness, good corporate governance.

Green bonds, social bonds and sustainability bonds issued to support specific environmental and/or social projects are also qualified as sustainable investments provided that these debt securities receive an investment recommendation 'POSITIVE' or 'NEUTRAL' from the Sustainability Center following the issuer and underlying project assessment based on a proprietary Green/Social/Sustainability Bond Assessment methodology.

Companies identified as a sustainable investment should not significantly harm any other environmental or social objectives (the Do No Significant Harm 'DNSH' principle) and should follow good governance practices. BNP Paribas Asset Management (BNPP AM) uses its proprietary methodology to assess all companies against these requirements.

More information on the internal methodology can be found on the website of the investment manager: <https://docfinder.bnpparibas-am.com/api/files/14787511-CB33-49FC-B9B5-7E934948BE63>

Principal adverse impacts are the most significant negative impacts of investment decisions on sustainability factors relating to environmental, social and employee matters, respect for human rights, anti-corruption and anti-bribery matters.

● **How do the sustainable investments that the financial product partially intends to make, not cause significant harm to any environmental or social sustainable investment objective?**

Sustainable investments that the product partially intends to make should not significantly harm any environmental or social objective (DNSH Principle). In this respect, the investment manager commits to consider principal adverse impacts on sustainability factors by taking into account indicators for adverse impacts as defined in SFDR, and to not invest in companies that do not meet their fundamental obligations in line with the OECD Guidelines and the UN Guiding Principles on Business and Human Rights.

How have the indicators for adverse impacts on sustainability factors been taken into account?

The investment manager ensures that throughout its investment process, the financial product takes into all the account principal all the adverse impact indicators that are relevant to its investment strategy to select the sustainable investments that the financial product partially intends to make by systematically implementing the sustainable investment pillars defined in the BNP Paribas Asset Management Global Sustainability Strategy (GSS) into its investment process : RBC policy, ESG integration guidelines, Stewardship, the forward-looking vision the '3Es' (Energy transition, Environmental sustainability, Equality & Inclusive Growth).

The RBC policy establishes a common framework across investments and economic activities that help identify industries and behaviours presenting a high risk of adverse impacts in violation of international norms. As part of the RBC Policy, sector policies provide a tailored approach to identify and prioritize principal adverse impacts based on the nature of the economic activity, and in many cases, the geography in which these economic activities take place.

The ESG Integration Guidelines includes a series of commitments, which are material to consideration of principal adverse sustainability impacts, and guides the internal ESG integration process. The proprietary ESG scoring framework includes an assessment of a number of adverse sustainability impacts caused by companies in which we invest. Outcome of this assessment may impact the valuation models as well as the portfolio construction depending on the severity and materiality of adverse impacts identified.

Thus, the Investment Manager considers principal adverse sustainability impacts throughout the investment process through the use of the internal ESG scores and construction of the portfolio with an improved ESG profile compared to its investment universe.

The Forward-looking perspective defines a set of objectives and developed performance indicators to measure how the researches, portfolios and commitments are aligned on three issues, the '3Es' (Energy transition, Environmental sustainability, Equality & inclusive growth) and thus support investment processes.

Furthermore, the Stewardship team regularly identifies adverse impacts through ongoing research, collaboration with other long-term investors, and dialogue with NGOs and other experts.

As regards the sustainable investments that the financial product intends to make, the following principal adverse sustainability impacts are taken into account:

Corporate mandatory indicators:

1. GreenHouse Gas (GHG) Emissions

2. Carbon footprint
3. GHG intensity of investee companies
4. Exposure to companies active in the fossil fuel sector
5. Share of non-renewable energy consumption and production
6. Energy consumption intensity per high impact climate sector
7. Activities negatively affecting biodiversity sensitive areas
8. Emissions to water
9. Hazardous waste ratio
10. Violations of UN Global Compact principles and Organisation for Economic Cooperation and Development (OECD) Guidelines for Multinational Enterprises
11. Lack of processes and compliance mechanisms to monitor compliance with UN Global Compact principles and OECD Guidelines for Multinational Enterprises
12. Unadjusted gender pay gap
13. Board gender diversity
14. Exposure to controversial weapons (anti-personnel mines, cluster munitions, chemical weapons and biological weapons)

Corporate voluntary indicators:

Environment

4. Investments in companies without carbon emission reduction initiatives

Social

4. Lack of a supplier code of conduct
9. Lack of a human rights policy

Sovereign mandatory indicator:

15. GHG intensity
16. Investee countries subject to social violations

More detailed information on the manner in which principal adverse impacts on sustainability factors are considered can be found in the BNP PARIBAS ASSET MANAGEMENT SFDR disclosure statement:

<https://docfinder.bnpparibas-am.com/api/files/874ADAE2-3EE7-4AD4-B0ED-84FC06E090BF>

In addition, information on how the principal adverse impacts on sustainability factors have been considered over the year will be available in the annual report of the financial product.

How are the sustainable investments aligned with the OECD Guidelines for Multinational Enterprises and the UN Guiding Principles on Business and Human Rights?

The investment universe of the financial product is periodically screened with a view to identify issuers that are potentially in violation or at risk of violation of the UN Global Compact Principles, OECD Guidelines for Multinational Enterprises and UN Guiding Principles on Business & Human Rights, including the principles and rights set out in the eight fundamental conventions identified in the Declaration of the International Labour Organisation on Fundamental Principles and Rights at Work and the International Bill of Human Rights. This assessment is conducted within the BNPP AM Sustainability Centre on the basis of internal analysis and information provided by external experts, and in consultation with BNP Paribas Group CSR Team. If an issuer is found to be in serious and repeated violations of any of the principles, it will be placed on an 'exclusion list' and will not be available for investment. Existing investments should be divested from the portfolio according to an internal procedure. If an issuer is at risk of violating any of the principles, it is placed on a 'watch list' monitored, as appropriate.



The EU Taxonomy sets out a 'do not significant harm' principle by which Taxonomy-aligned investments should not significantly harm EU Taxonomy objectives and is accompanied by specific EU criteria.

The 'do no significant harm' principle applies only to those investments underlying the financial product that take into account the EU criteria for environmentally sustainable economic activities. The investments underlying the remaining portion of this financial product do not take into account the EU criteria for environmentally sustainable economic activities.

Any other sustainable investments must also not significantly harm any environmental or social objectives.





Does this financial product consider principal adverse impacts on sustainability factors?

Yes

The product considers principal adverse impacts on sustainability factors by systematically implementing the sustainable investment pillars defined in the GSS into its investment process. These pillars are covered by firm-wide policies that set criteria to identify, consider and prioritise as well as address or mitigate adverse sustainability impacts caused by issuers.

The RBC policy establishes a common framework across investments and economic activities that help identify industries and behaviours presenting a high risk of adverse impacts in violation of international norms. As part of the RBC Policy, sector policies provide a tailored approach to identify and prioritize principal adverse impacts based on the nature of the economic activity, and in many cases, the geography in which these economic activities take place.

The ESG Integration Guidelines includes a series of commitments, which are material to consideration of principal adverse sustainability impacts, and guides the internal ESG integration process. The proprietary ESG scoring framework includes an assessment of a number of adverse sustainability impacts caused by companies in which we invest. Outcome of this assessment may impact the valuation models as well as the portfolio construction depending on the severity and materiality of adverse impacts identified.

Thus, the Investment Manager considers principal adverse sustainability impacts throughout the investment process through the use of the internal ESG scores and construction of the portfolio with an improved ESG profile compared to its investment universe.

The Forward-looking perspective defines a set of objectives and developed performance indicators to measure how the researches, portfolios and commitments are aligned on three issues, the '3Es' (Energy transition, Environmental sustainability, Equality & inclusive growth) and thus support investment processes.

Furthermore, the Stewardship team regularly identifies adverse impacts through ongoing research, collaboration with other long-term investors, and dialogue with NGOs and other experts.

Actions to address or mitigate principal adverse sustainability impacts depend on the severity and materiality of these impacts. These actions are guided by the RBC Policy, ESG Integration Guidelines, and Engagement and Voting Policy which include the following provisions :

- Exclusion of issuers that are in violation of international norms and conventions and issuers that are involved in activities presenting an unacceptable risk to society and/or the environment
- Engagement with issuers with the aim of encouraging them to improve their environmental, social and governance practices and, thus, mitigate potential adverse impacts
- In case of equity holdings, voting at Annual General Meetings of companies the portfolio is invested in to promote good governance and advance environmental and social issues
- Ensuring all securities included in the portfolio have supportive ESG research
- Managing portfolios so that their aggregate ESG score is better than the relevant benchmark or universe

Based on the above approach, and depending on the composition of the financial product's portfolio (i.e. the type of issuer), the financial product considers and addresses or mitigates the following principal adverse sustainability impacts:

Corporate mandatory indicators:

1. GreenHouse Gas (GHG) Emissions
2. Carbon footprint
3. GHG intensity of investee companies
4. Exposure to companies active in the fossil fuel sector
5. Share of non-renewable energy consumption and production
6. Energy consumption intensity per high impact climate sector



7. Activities negatively affecting biodiversity sensitive areas
8. Emissions to water
9. Hazardous waste ratio
10. Violations of UN Global Compact principles and Organisation for Economic Cooperation and Development (OECD) Guidelines for Multinational Enterprises
11. Lack of processes and compliance mechanisms to monitor compliance with UN Global Compact principles and OECD Guidelines for Multinational Enterprises
12. Unadjusted gender pay gap
13. Board gender diversity
14. Exposure to controversial weapons (anti-personnel mines, cluster munitions, chemical weapons and biological weapons)

Corporate voluntary indicators:

Environment

4. Investments in companies without carbon emission reduction initiatives

Social

4. Lack of a supplier code of conduct
9. Lack of a human rights policy

Sovereign mandatory indicator:

15. GHG intensity
16. Investee countries subject to social violations

More detailed information on the manner in which principal adverse impacts on sustainability factors are considered can be found in the BNP PARIBAS ASSET MANAGEMENT SFDR disclosure statement: <https://docfinder.bnpparibas-am.com/api/files/874ADAE2-3EE7-4AD4-BOED-84FC06E090BF>
In addition, information on how the principal adverse impacts on sustainability factors have been considered over the year will be available in the annual report of the financial product.

No



What investment strategy does this financial product follow?

The investment strategy guides investment decisions based on factors such as investment objectives and risk tolerance.

To achieve the investment objective of the financial product, the investment manager takes into account at each step of its investment process the Environmental, Social and Governance (ESG) criteria that the financial product promotes.

The investment universe of the financial product is thoroughly screened with a view to identify issuers that are in violation of the UN Global Compact Principles, OECD Guidelines for Multinational Enterprises and UN Guiding Principles on Business & Human Rights.

Then the Investment Manager integrates ESG ratings and criteria into the assessment of issuers. ESG ratings are built by BNP Paribas Asset Management's Sustainability Centre using a proprietary ESG methodology.

The investment manager constantly integrates the binding elements of the investment strategy described in the question below to construct an investment portfolio with an improved ESG profile compared to its investment universe.

Environmental, social and governance (ESG) criteria contribute to, but are not a determining factor in, the manager's decision-making.

The elements of the investment strategy to attain the environmental or social characteristics promoted by this financial product as described below are systematically integrated throughout the investment process.

- **What are the binding elements of the investment strategy used to select the investments to attain each of the environmental or social characteristics promoted by this financial product?**

- The financial product shall comply with the RBC Policy by excluding companies involved in controversies due to poor practices related to human and labor rights, environment, and corruption, as well as



companies operating in sensitive sectors (tobacco, coal, controversial weapons, asbestos,...), as these companies are deemed to be in violation of international norms, or to cause unacceptable harm to society and/or the environment.

More information on the RBC Policy, and in particular criteria relating to sectoral exclusions, can be found on the website of the investment manager: Sustainability documents - BNPP AM Corporate English (<https://www.bnpparibas-am.com/sustainability-documents/>)

- The financial product shall have the weighted average ESG score of its portfolio higher than the weighted average ESG score of its investment universe, as defined in the Prospectus

- The financial product shall have at least 75% of its assets (excluding ancillary liquid assets) covered by the ESG analysis based on the ESG internal proprietary methodology

- The financial product shall invest at least 15% of its assets in 'sustainable investments' as defined in Article 2 (17) of the SFDR regulation. Criteria to qualify an investment as 'sustainable investment' are indicated in the above question 'What are the objectives of the sustainable investments that the financial product partially intends to make and does the sustainable investments contribute to such objectives' and the quantitative and qualitative thresholds are mentioned in the main part of the Prospectus

● **What is the committed minimum rate to reduce the scope of the investments considered prior to the application of that investment strategy?**

The financial product does not commit to a reduction of the scope of investments prior to the application of its investment strategy.

● **What is the policy to assess good governance practices of the investee companies?**

The ESG scoring framework assesses corporate governance through a core set of standard key performance indicators for all sectors supplemented by sector specific metrics. The governance metrics and indicators to assess good governance practices such as sound management structures, employee relations, remuneration of staff and tax compliance include but are not limited to:

- Separation of power (e.g. Split CEO/Chair)
- Board diversity
- Executive pay (remuneration policy)
- Board Independence, and key committees independence
- Accountability of directors
- Financial expertise of the Audit Committee
- Respect of shareholders rights and absence of antitakeover devices
- The presence of appropriate policies (i.e. Bribery and corruption, whistleblower)
- Tax disclosure
- An assessment of prior negative incidents relating to governance

The ESG analysis goes beyond the framework to look at a more qualitative assessment of how the insights from our ESG model are reflected in the culture and operations of investee companies. In some cases, the ESG analysts will conduct due diligence meetings to better understand the company's approach to corporate governance.

Good governance practices include sound management structures, employee relations, remuneration of staff and tax compliance.



What is the asset allocation planned for this financial product?

Asset allocation describes the share of investments in specific assets.

At least 19% of the investments of the financial product will be used to meet the environmental or social characteristics promoted, in accordance with the binding elements of the investment strategy of the financial product.


Taxonomy-aligned activities are expressed as a share of:

For the avoidance of doubt, such a proportion is solely a minimum and the exact percentage of the investments of the financial product that attained the promoted environmental or social characteristics will be available in the annual report.

The minimum proportion of sustainable investments of the financial product is 15%.

The remaining proportion of the investments is mainly used as described under the question: "What investments are included under "#2 Other", what is their purpose and are there any minimum environmental or social safeguards?"

- **turnover** reflecting the share of revenue from green activities of investee companies.
 - **capital expenditure** (CapEx) showing the green investments made by investee companies, e.g. for a transition to a green economy.
 - **operational expenditure** (OpEx) reflecting green operational activities of investee companies.



#1 Aligned with E/S characteristics includes the investments of the financial product used to attain the environmental or social characteristics promoted by the financial product.

#2 Other includes the remaining investments of the financial product which are neither aligned with the environmental or social characteristics, nor are qualified as sustainable investments.

The category **#1 Aligned with E/S characteristics** covers:

The sub-category **#1A Sustainable** covers sustainable investments with environmental or social objectives.

The sub-category **#1B Other E/S characteristics** covers investments aligned with the environmental or social characteristics that do not qualify as sustainable investments.

● **How does the use of derivatives attain the environmental or social characteristics promoted by the financial product?**

Financial derivative instruments may be used for efficient portfolio management, hedging and/or investment purposes, if applicable. These instruments are not used to attain the environmental or social characteristics promoted by the product.



To what minimum extent are sustainable investments with an environmental objective aligned with the EU Taxonomy?

Not applicable

● **Does the financial product invest in fossil gas and/or nuclear energy related activities that comply with the EU Taxonomy¹?**

Yes

In fossil gas In Nuclear Energy

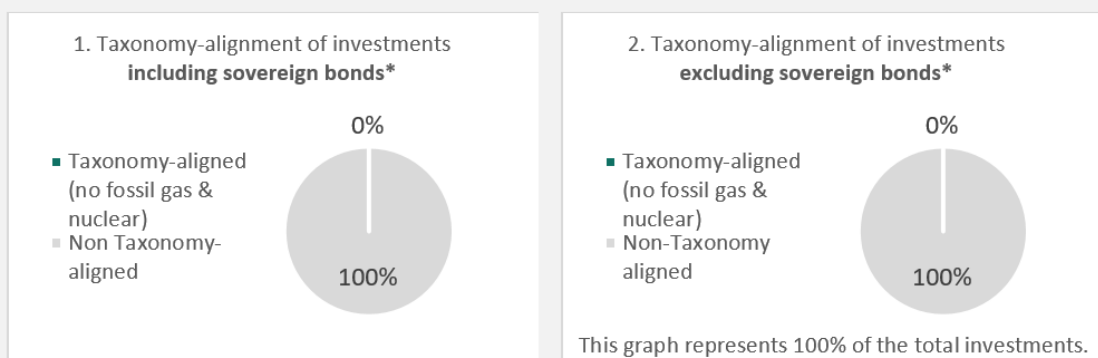
No

¹ - Fossil gas and/or nuclear related activities will only comply with the EU Taxonomy where they contribute to limiting climate change ("climate change mitigation") and do not significantly harm any EU Taxonomy objective - see explanatory note in the left hand margin. The full criteria for fossil gas and nuclear energy economic activities that comply with the EU Taxonomy are laid down in Commission Delegated Regulation (EU) 2022/1214.

To comply with the EU Taxonomy, the criteria for **fossil gas** include limitations on emissions and switching to renewable power or low-carbon fuels by the end of 2035. For **nuclear energy**, the criteria include comprehensive safety and waste management rules

Enabling activities directly enable other activities to make a substantial contribution to an environmental objective. **Transitional activities** are activities for which low-carbon alternatives are not yet available and among others have greenhouse gas emission levels corresponding to the best performance.

The two graphs below show in green the minimum percentage of investments that are aligned with the EU Taxonomy. As there is no appropriate methodology to determine the Taxonomy-alignment of sovereign bonds*, the first graph shows the Taxonomy-alignment in relation to all the investments of the financial product including sovereign bonds, while the second graph shows the Taxonomy-alignment only in relation to the investments of the financial product other than sovereign bonds.



* For the purpose of these graphs, 'sovereign bonds' consist of all sovereign exposures

● **What is the minimum share of investments in transitional and enabling activities?**

Not applicable

are sustainable investments with an environmental objective that **do not take into account the criteria** for environmentally sustainable economic activities under the EU Taxonomy.

● **What is the minimum share of sustainable investments with an environmental objective that are not aligned with the EU Taxonomy?**

The minimum share of sustainable investments with an environmental objective that are not aligned with the EU Taxonomy is 1%.

The minimum share is intentionally low as the objective of the investment manager is not to prevent the product from investing in taxonomy-aligned activities within the framework of the investment strategy of the product.

The Management Company is improving its Taxonomy-alignment data collection to ensure the accuracy and suitability of its Taxonomy sustainability-related disclosures. In the meantime, the financial product will invest in sustainable investments with an environmental objective that are not aligned with the EU Taxonomy.

● **What is the minimum share of socially sustainable investments?**

The minimum share of socially sustainable investments within the financial product is 1%.

● **What investments are included under '#2 Other', what is their purpose and are there any minimum environmental or social safeguards?**

The remaining proportion of the investments may include :

- The proportion of assets that are not used to meet the environmental or social characteristics promoted by the financial product. These assets are used for investment purposes, or
- Instruments which are mainly used for liquidity, efficient portfolio management, and/or hedging purposes, notably cash, deposits and derivatives

In any case, the investment manager will ensure that those investments are made while maintaining the

improvement of the ESG profile of the financial product. In addition, those investments are made in compliance with our internal processes, including the following minimum environmental or social safeguards:

- The risk management policy. The risk management policy comprises procedures as are necessary to enable the management company to assess for each financial product it manages the exposure of that product to market, liquidity, sustainability and counterparty risks. And

- The RBC policy, where applicable, through the exclusion of companies involved in controversies due to poor practices related to human and labour rights, environment, and corruption, as well as companies operating in sensitive sectors (tobacco, coal, controversial weapons, asbestos,...), as these companies are deemed to be in violation of international norms, or to cause unacceptable harm to society and/or the environment



Is a specific index designated as a reference benchmark to determine whether this financial product is aligned with the environmental and/or social characteristics that it promotes?

Reference benchmarks are indexes to measure whether the financial product attains the environmental or social characteristics that they promote.

No reference benchmark has been designated for the purpose of attaining the environmental or social characteristics promoted by the financial product.

- **How is the reference benchmark continuously aligned with each of the environmental or social characteristics promoted by the financial product?**

Not applicable

- **How is the alignment of the investment strategy with the methodology of the index ensured on a continuous basis?**

Not applicable

- **How does the designated index differ from a relevant broad market index?**

Not applicable

- **Where can the methodology used for the calculation of the designated index be found?**

Not applicable



Where can I find more product specific information online?

More product-specific information can be found on the website: <https://www.bnpparibas-am.com/> after choosing the relevant country and directly in the section 'Sustainability-related disclosures' dedicated to the product.

Template pre-contractual disclosure for the financial products referred to in Article 8, paragraphs 1, 2 and 2a, of Regulation (EU) 2019/2088 and Article 6, first paragraph, of Regulation (EU) 2020/852

Sustainable investment means an investment in an economic activity that contributes to an environmental or social objective, provided that the investment does not significantly harm any environmental or social objective and that the investee companies follow good governance practices.

The **EU Taxonomy** is a classification system laid down in Regulation (EU) 2020/852, establishing a list of **environmentally sustainable economic activities**. That Regulation does not lay down a list of socially sustainable economic activities. Sustainable investments with an environmental objective might be aligned with the Taxonomy or not.

Product name : **BNP PARIBAS FUNDS ASIA TECH INNOVATORS**

Legal Entity Identifier : 2138002NLJYL7BY3TD64

Environmental and/or social characteristics

Does this financial product have a sustainable investment objective?	
<input checked="" type="radio"/> <input type="radio"/> Yes	<input checked="" type="radio"/> <input type="radio"/> No
<input type="checkbox"/> It will make a minimum of sustainable investments with an environmental objective: ____%	<input checked="" type="checkbox"/> It promotes Environmental/Social (E/S) characteristics and while it does not have as its objective a sustainable investment, it will have a minimum proportion of 20% of sustainable investments
<input type="checkbox"/> in economic activities that qualify as environmentally sustainable under the EU Taxonomy	<input type="checkbox"/> with an environmental objective in economic activities that qualify as environmentally sustainable under the EU Taxonomy
<input type="checkbox"/> in economic activities that do not qualify as environmentally sustainable under the EU Taxonomy	<input checked="" type="checkbox"/> with an environmental objective in economic activities that do not qualify as environmentally sustainable under the EU Taxonomy
<input type="checkbox"/> It will make a minimum of sustainable investments with a social objective: ____%	<input checked="" type="checkbox"/> with a social objective
	<input type="checkbox"/> It promotes E/S characteristics, but will not make any sustainable investments



What environmental and/or social characteristics are promoted by this financial product?

The financial product promotes environmental and social characteristics by assessing underlying investments against Environmental, Social, and Governance (ESG) criteria using an ESG internal proprietary methodology, and by investing in issuers that demonstrate good environmental and social practices, while implementing robust corporate governance practices within their sector of activity.

The ESG performance of an issuer is evaluated against a combination of environmental, social and governance factors which include but are not limited to:

- Environmental: energy efficiency, reduction of emissions of greenhouse gases (GHG), treatment of waste

- Social: respect of human rights and workers' rights, human resources management (workers' health and safety, diversity)
- Governance: Board of Directors independence, managers' remuneration, respect of minority shareholders rights

The exclusion criteria are applied with regard to issuers that are in violation of international norms and convention, or operate in sensitive sectors as defined by the Responsible Business Conduct Policy (RBC Policy).

Furthermore, the investment manager promotes better environmental and social outcomes through engagement with issuers and the exercise of voting rights according to the Stewardship policy, where applicable.

No reference benchmark has been designated for the purpose of attaining the environmental or social characteristics promoted by the financial product.

Sustainability indicators measure how the environmental or social characteristics promoted by the financial product are attained.

● **What sustainability indicators are used to measure the attainment of each of the environmental or social characteristics promoted by this financial product?**

The following sustainability indicators are used to measure the attainment of the environmental and social characteristics promoted by the financial product:

- The percentage of the financial product's portfolio compliant with the RBC Policy
- The percentage of the financial product's portfolio covered by ESG analysis based on the ESG internal proprietary methodology
- The weighted average ESG score of the financial product's portfolio compared to the weighted average ESG score of its investment universe, as defined in the Prospectus
- The percentage of the financial product's portfolio invested in 'sustainable investments' as defined in Article 2 (17) of the SFDR regulation

● **What are the objectives of the sustainable investments that the financial product partially intends to make and how does the sustainable investment contribute to such objectives?**

The objectives of the sustainable investments made by the financial product are to finance companies that contribute to environmental and/or social objectives through their products and services, as well as their sustainable practices.

The internal methodology, as defined in the main part of the Prospectus, integrates several criteria into its definition of sustainable investments that are considered to be core components to qualify a company as sustainable. These criteria are complementary to each other. In practice, a company must meet at least one of the criteria described below in order to be considered as contributing to an environmental or social objective:

1. A company with an economic activity aligned with the EU Taxonomy objectives. A company can be qualified as sustainable investment in case it has more than 20% of its revenues aligned with the EU Taxonomy. A company qualifying as sustainable investment through this criteria can for example contribute to the following environmental objectives: sustainable forestry, environmental restoration, sustainable manufacturing, renewable energy, water supply, sewerage, waste management and remediation, sustainable transportation, sustainable buildings, sustainable information and technology, scientific research for sustainable development;
2. A company with an economic activity contributing to one or more United Nations Sustainable Development goals (UN SDG) targets. A company can be qualified as sustainable investment in case it has more than 20% of its revenues aligned with the SDGs and less than 20% of its revenues misaligned with the UN SDGs. A company qualifying as sustainable investment through this criteria can for example contribute to the following objectives:
 - a. Environmental: sustainable agriculture, sustainable management of water and sanitation, sustainable and modern energy, sustainable economic growth, sustainable infrastructure, sustainable cities, sustainable consumption and production patterns, fight against climate change, conservation and sustainable use of oceans, seas and marine resources, protection, restoration and sustainable use of

terrestrial ecosystems, sustainable management of forests, fight against desertification, land degradation and biodiversity loss;

b. Social: no poverty, zero hunger, food security, healthy lives and well-being at all ages, inclusive and equitable quality education and lifelong learning opportunities, gender equality, women and girls empowerment, availability of water and sanitation, access to affordable, reliable and modern energy, inclusive and sustainable economic growth, full and productive employment and decent work, resilient infrastructure, inclusive and sustainable industrialization, reduced inequality, inclusive, safe and resilient cities and human settlements, peaceful and inclusive societies, access to justice and effective, accountable and inclusive institutions, global partnership for sustainable development.

3. A company operating in a high GHG emission sector that is transitioning its business model to align with the objective of maintaining the global temperature rise below 1.5°C. A company qualifying as sustainable investment through this criteria can for example contribute to the following environmental objectives: GHG emissions reduction, fight against climate change;

4. A company with best-in-class environmental or social practices compared to its peers within the relevant sector and geographical region. The E or S best performer assessment is based on the BNPP AM ESG scoring methodology. The methodology scores companies and assesses them against a peer group comprising companies in comparable sectors and geographical regions. A company with a contribution score above 10 on the Environmental or Social pillar qualifies as best performer. A company qualifying as sustainable investment through this criteria can for example contribute to the following objectives:

a. Environmental: fight against climate change, environmental risk management, sustainable management of natural resources, waste management, water management, GHG emissions reduction, renewable energy, sustainable agriculture, green infrastructure;

b. Social: health and safety, human capital management, good external stakeholder management (supply chain, contractors, data), business ethics preparedness, good corporate governance.

Green bonds, social bonds and sustainability bonds issued to support specific environmental and/or social projects are also qualified as sustainable investments provided that these debt securities receive an investment recommendation 'POSITIVE' or 'NEUTRAL' from the Sustainability Center following the issuer and underlying project assessment based on a proprietary Green/Social/Sustainability Bond Assessment methodology.

Companies identified as a sustainable investment should not significantly harm any other environmental or social objectives (the Do No Significant Harm 'DNSH' principle) and should follow good governance practices. BNP Paribas Asset Management (BNPP AM) uses its proprietary methodology to assess all companies against these requirements.

More information on the internal methodology can be found on the website of the investment manager: <https://docfinder.bnpparibas-am.com/api/files/14787511-CB33-49FC-B9B5-7E934948BE63>

● **How do the sustainable investments that the financial product partially intends to make, not cause significant harm to any environmental or social sustainable investment objective?**

Sustainable investments that the product partially intends to make should not significantly harm any environmental or social objective (DNSH Principle). In this respect, the investment manager commits to consider principal adverse impacts on sustainability factors by taking into account indicators for adverse impacts as defined in SFDR, and to not invest in companies that do not meet their fundamental obligations in line with the OECD Guidelines and the UN Guiding Principles on Business and Human Rights.

How have the indicators for adverse impacts on sustainability factors been taken into account?

The investment manager ensures that throughout its investment process, the financial product takes into all the account principal all the adverse impact indicators that are relevant to its investment strategy to select the sustainable investments that the financial product partially intends to make by systematically implementing the sustainable investment pillars defined in

Principal adverse impacts are the most significant negative impacts of investment decisions on sustainability factors relating to environmental, social and employee matters, respect for human rights, anti-corruption and anti-bribery matters.



the BNP Paribas Asset Management Global Sustainability Strategy (GSS) into its investment process : RBC policy, ESG integration guidelines, Stewardship, the forward-looking vision the '3Es' (Energy transition, Environmental sustainability, Equality & Inclusive Growth).

The RBC policy establishes a common framework across investments and economic activities that help identify industries and behaviours presenting a high risk of adverse impacts in violation of international norms. As part of the RBC Policy, sector policies provide a tailored approach to identify and prioritize principal adverse impacts based on the nature of the economic activity, and in many cases, the geography in which these economic activities take place.

The ESG Integration Guidelines includes a series of commitments, which are material to consideration of principal adverse sustainability impacts, and guides the internal ESG integration process. The proprietary ESG scoring framework includes an assessment of a number of adverse sustainability impacts caused by companies in which we invest. Outcome of this assessment may impact the valuation models as well as the portfolio construction depending on the severity and materiality of adverse impacts identified.

Thus, the Investment Manager considers principal adverse sustainability impacts throughout the investment process through the use of the internal ESG scores and construction of the portfolio with an improved ESG profile compared to its investment universe.

The Forward-looking perspective defines a set of objectives and developed performance indicators to measure how the researches, portfolios and commitments are aligned on three issues, the '3Es' (Energy transition, Environmental sustainability, Equality & inclusive growth) and thus support investment processes.

Furthermore, the Stewardship team regularly identifies adverse impacts through ongoing research, collaboration with other long-term investors, and dialogue with NGOs and other experts.

As regards the sustainable investments that the financial product intends to make, the following principal adverse sustainability impacts are taken into account:

Corporate mandatory indicators:

1. GreenHouse Gas (GHG) Emissions
2. Carbon footprint
3. GHG intensity of investee companies
4. Exposure to companies active in the fossil fuel sector
5. Share of non-renewable energy consumption and production
6. Energy consumption intensity per high impact climate sector
7. Activities negatively affecting biodiversity sensitive areas
8. Emissions to water
9. Hazardous waste ratio
10. Violations of UN Global Compact principles and Organisation for Economic Cooperation and Development (OECD) Guidelines for Multinational Enterprises
11. Lack of processes and compliance mechanisms to monitor compliance with UN Global Compact principles and OECD Guidelines for Multinational Enterprises
12. Unadjusted gender pay gap
13. Board gender diversity
14. Exposure to controversial weapons (anti-personnel mines, cluster munitions, chemical weapons and biological weapons)

Corporate voluntary indicators:

Environment

4. Investments in companies without carbon emission reduction initiatives

Social

4. Lack of a supplier code of conduct
9. Lack of a human rights policy

Sovereign mandatory indicator:

15. GHG intensity
16. Investee countries subject to social violations

More detailed information on the manner in which principal adverse impacts on sustainability factors are considered can be found in the BNP PARIBAS ASSET MANAGEMENT SFDR disclosure statement:

<https://docfinder.bnpparibas-am.com/api/files/874ADAE2-3EE7-4AD4-B0ED-84FC06E090BF>

In addition, information on how the principal adverse impacts on sustainability factors have been considered over the year will be available in the annual report of the financial product.

How are the sustainable investments aligned with the OECD Guidelines for Multinational Enterprises and the UN Guiding Principles on Business and Human Rights?

The investment universe of the financial product is periodically screened with a view to identify issuers that are potentially in violation or at risk of violation of the UN Global Compact Principles, OECD Guidelines for Multinational Enterprises and UN Guiding Principles on Business & Human Rights, including the principles and rights set out in the eight fundamental conventions identified in the Declaration of the International Labour Organisation on Fundamental Principles and Rights at Work and the International Bill of Human Rights. This assessment is conducted within the BNPP AM Sustainability Centre on the basis of internal analysis and information provided by external experts, and in consultation with BNP Paribas Group CSR Team. If an issuer is found to be in serious and repeated violations of any of the principles, it will be placed on an 'exclusion list' and will not be available for investment. Existing investments should be divested from the portfolio according to an internal procedure. If an issuer is at risk of violating any of the principles, it is placed on a 'watch list' monitored, as appropriate.

The EU Taxonomy sets out a 'do not significant harm' principle by which Taxonomy-aligned investments should not significantly harm EU Taxonomy objectives and is accompanied by specific EU criteria.

The 'do no significant harm' principle applies only to those investments underlying the financial product that take into account the EU criteria for environmentally sustainable economic activities. The investments underlying the remaining portion of this financial product do not take into account the EU criteria for environmentally sustainable economic activities.

Any other sustainable investments must also not significantly harm any environmental or social objectives.



Does this financial product consider principal adverse impacts on sustainability factors?

Yes

The product considers principal adverse impacts on sustainability factors by systematically implementing the sustainable investment pillars defined in the GSS into its investment process. These pillars are covered by firm-wide policies that set criteria to identify, consider and prioritise as well as address or mitigate adverse sustainability impacts caused by issuers.

The RBC policy establishes a common framework across investments and economic activities that help identify industries and behaviours presenting a high risk of adverse impacts in violation of international norms. As part of the RBC Policy, sector policies provide a tailored approach to identify and prioritize principal adverse impacts based on the nature of the economic activity, and in many cases, the geography in which these economic activities take place.

The ESG Integration Guidelines includes a series of commitments, which are material to consideration of principal adverse sustainability impacts, and guides the internal ESG integration process. The proprietary ESG scoring framework includes an assessment of a number of adverse sustainability impacts caused by companies in which we invest. Outcome of this assessment may impact the valuation models as well as the portfolio construction depending on the severity and materiality of adverse impacts identified.

Thus, the Investment Manager considers principal adverse sustainability impacts throughout the investment process through the use of the internal ESG scores and construction of the portfolio with an improved ESG profile compared to its investment universe.

The Forward-looking perspective defines a set of objectives and developed performance indicators to measure how the researches, portfolios and commitments are aligned on three issues, the '3Es' (Energy transition, Environmental sustainability, Equality & inclusive growth) and thus support investment processes.

Furthermore, the Stewardship team regularly identifies adverse impacts through ongoing research, collaboration with other long-term investors, and dialogue with NGOs and other experts.

Actions to address or mitigate principal adverse sustainability impacts depend on the severity and materiality of these impacts. These actions are guided by the RBC Policy, ESG Integration Guidelines, and Engagement and Voting Policy which include the following provisions :

- Exclusion of issuers that are in violation of international norms and conventions and issuers that are involved in activities presenting an unacceptable risk to society and/or the environment
- Engagement with issuers with the aim of encouraging them to improve their environmental, social and governance practices and, thus, mitigate potential adverse impacts
- In case of equity holdings, voting at Annual General Meetings of companies the portfolio is invested in to promote good governance and advance environmental and social issues
- Ensuring all securities included in the portfolio have supportive ESG research
- Managing portfolios so that their aggregate ESG score is better than the relevant benchmark or universe

Based on the above approach, and depending on the composition of the financial product's portfolio (i.e. the type of issuer), the financial product considers and addresses or mitigates the following principal adverse sustainability impacts:

Corporate mandatory indicators:

1. GreenHouse Gas (GHG) Emissions
2. Carbon footprint
3. GHG intensity of investee companies
4. Exposure to companies active in the fossil fuel sector
5. Share of non-renewable energy consumption and production
6. Energy consumption intensity per high impact climate sector



7. Activities negatively affecting biodiversity sensitive areas
8. Emissions to water
9. Hazardous waste ratio
10. Violations of UN Global Compact principles and Organisation for Economic Cooperation and Development (OECD) Guidelines for Multinational Enterprises
11. Lack of processes and compliance mechanisms to monitor compliance with UN Global Compact principles and OECD Guidelines for Multinational Enterprises
12. Unadjusted gender pay gap
13. Board gender diversity
14. Exposure to controversial weapons (anti-personnel mines, cluster munitions, chemical weapons and biological weapons)

Corporate voluntary indicators:

Environment

4. Investments in companies without carbon emission reduction initiatives

Social

4. Lack of a supplier code of conduct
9. Lack of a human rights policy

Sovereign mandatory indicator:

15. GHG intensity
16. Investee countries subject to social violations

More detailed information on the manner in which principal adverse impacts on sustainability factors are considered can be found in the BNP PARIBAS ASSET MANAGEMENT SFDR disclosure statement: <https://docfinder.bnpparibas-am.com/api/files/874ADAE2-3EE7-4AD4-BOED-84FC06E090BF>
In addition, information on how the principal adverse impacts on sustainability factors have been considered over the year will be available in the annual report of the financial product.

No



What investment strategy does this financial product follow?

The investment strategy guides investment decisions based on factors such as investment objectives and risk tolerance.

To achieve the investment objective of the financial product, the investment manager takes into account at each step of its investment process the Environmental, Social and Governance (ESG) criteria that the financial product promotes.

The investment universe of the financial product is thoroughly screened with a view to identify issuers that are in violation of the UN Global Compact Principles, OECD Guidelines for Multinational Enterprises and UN Guiding Principles on Business & Human Rights.

Then the Investment Manager integrates ESG ratings and criteria into the assessment of issuers. ESG ratings are built by BNP Paribas Asset Management's Sustainability Centre using a proprietary ESG methodology.

The investment manager constantly integrates the binding elements of the investment strategy described in the question below to construct an investment portfolio with an improved ESG profile compared to its investment universe.

Environmental, social and governance (ESG) criteria contribute to, but are not a determining factor in, the manager's decision-making.

The elements of the investment strategy to attain the environmental or social characteristics promoted by this financial product as described below are systematically integrated throughout the investment process.

- **What are the binding elements of the investment strategy used to select the investments to attain each of the environmental or social characteristics promoted by this financial product?**

- The financial product shall comply with the RBC Policy by excluding companies involved in controversies due to poor practices related to human and labor rights, environment, and corruption, as well as



companies operating in sensitive sectors (tobacco, coal, controversial weapons, asbestos,...), as these companies are deemed to be in violation of international norms, or to cause unacceptable harm to society and/or the environment.

More information on the RBC Policy, and in particular criteria relating to sectoral exclusions, can be found on the website of the investment manager: Sustainability documents - BNPP AM Corporate English (<https://www.bnpparibas-am.com/sustainability-documents/>)

- The financial product shall have the weighted average ESG score of its portfolio higher than the weighted average ESG score of its investment universe, as defined in the Prospectus

- The financial product shall have at least 75% of its assets (excluding ancillary liquid assets) covered by the ESG analysis based on the ESG internal proprietary methodology

- The financial product shall invest at least 20% of its assets in 'sustainable investments' as defined in Article 2 (17) of the SFDR regulation. Criteria to qualify an investment as 'sustainable investment' are indicated in the above question 'What are the objectives of the sustainable investments that the financial product partially intends to make and does the sustainable investments contribute to such objectives' and the quantitative and qualitative thresholds are mentioned in the main part of the Prospectus

● **What is the committed minimum rate to reduce the scope of the investments considered prior to the application of that investment strategy?**

The financial product does not commit to a reduction of the scope of investments prior to the application of its investment strategy.

● **What is the policy to assess good governance practices of the investee companies?**

The ESG scoring framework assesses corporate governance through a core set of standard key performance indicators for all sectors supplemented by sector specific metrics. The governance metrics and indicators to assess good governance practices such as sound management structures, employee relations, remuneration of staff and tax compliance include but are not limited to:

- Separation of power (e.g. Split CEO/Chair)
- Board diversity
- Executive pay (remuneration policy)
- Board Independence, and key committees independence
- Accountability of directors
- Financial expertise of the Audit Committee
- Respect of shareholders rights and absence of antitakeover devices
- The presence of appropriate policies (i.e. Bribery and corruption, whistleblower)
- Tax disclosure
- An assessment of prior negative incidents relating to governance

The ESG analysis goes beyond the framework to look at a more qualitative assessment of how the insights from our ESG model are reflected in the culture and operations of investee companies. In some cases, the ESG analysts will conduct due diligence meetings to better understand the company's approach to corporate governance.

Good governance practices include sound management structures, employee relations, remuneration of staff and tax compliance.



What is the asset allocation planned for this financial product?

Asset allocation describes the share of investments in specific assets.

At least 65% of the investments of the financial product will be used to meet the environmental or social characteristics promoted, in accordance with the binding elements of the investment strategy of the financial product.

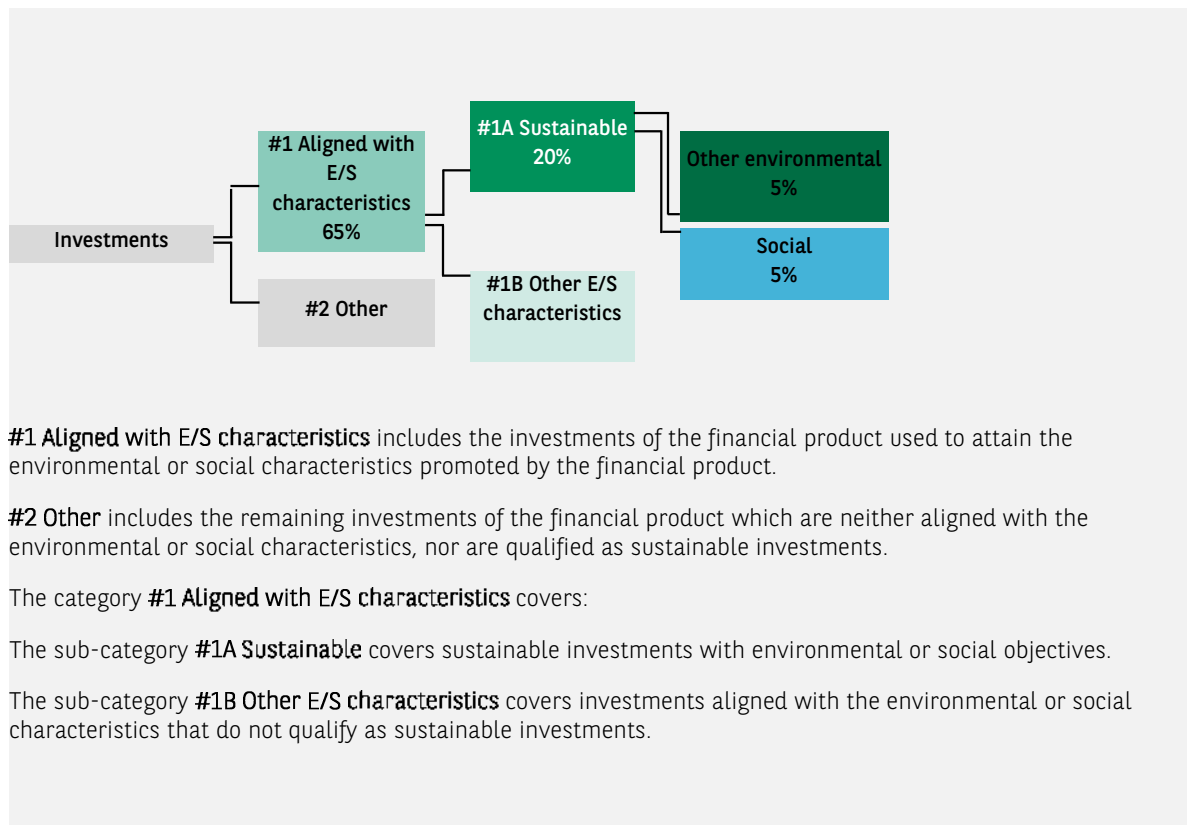
Taxonomy-aligned activities are expressed as a share of:

For the avoidance of doubt, such a proportion is solely a minimum and the exact percentage of the investments of the financial product that attained the promoted environmental or social characteristics will be available in the annual report.

The minimum proportion of sustainable investments of the financial product is 20%.

The remaining proportion of the investments is mainly used as described under the question: "What investments are included under "#2 Other", what is their purpose and are there any minimum environmental or social safeguards?"

- **turnover** reflecting the share of revenue from green activities of investee companies.
 - **capital expenditure** (CapEx) showing the green investments made by investee companies, e.g. for a transition to a green economy.
 - **operational expenditure** (OpEx) reflecting green operational activities of investee companies.



● **How does the use of derivatives attain the environmental or social characteristics promoted by the financial product?**

Financial derivative instruments may be used for efficient portfolio management, hedging and/or investment purposes, if applicable. These instruments are not used to attain the environmental or social characteristics promoted by the product.



To what minimum extent are sustainable investments with an environmental objective aligned with the EU Taxonomy?

Not applicable

● **Does the financial product invest in fossil gas and/or nuclear energy related activities that comply with the EU Taxonomy¹?**

Yes

In fossil gas In Nuclear Energy

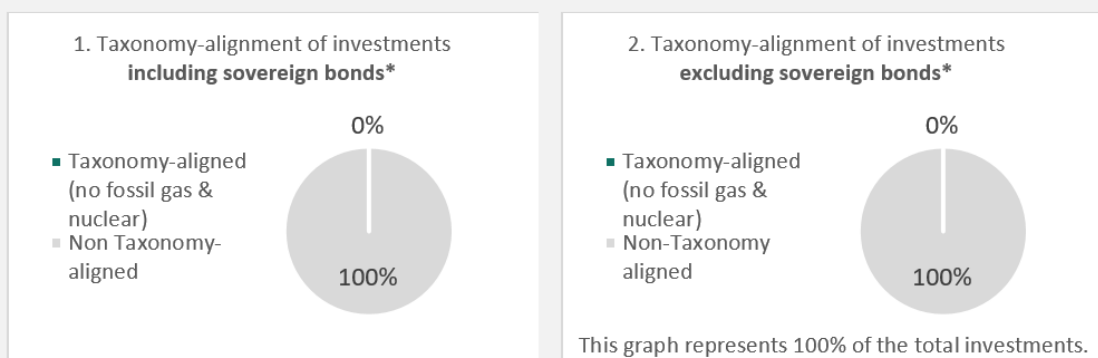
No

¹ - Fossil gas and/or nuclear related activities will only comply with the EU Taxonomy where they contribute to limiting climate change ("climate change mitigation") and do not significantly harm any EU Taxonomy objective - see explanatory note in the left hand margin. The full criteria for fossil gas and nuclear energy economic activities that comply with the EU Taxonomy are laid down in Commission Delegated Regulation (EU) 2022/1214.

To comply with the EU Taxonomy, the criteria for **fossil gas** include limitations on emissions and switching to renewable power or low-carbon fuels by the end of 2035. For **nuclear energy**, the criteria include comprehensive safety and waste management rules

Enabling activities directly enable other activities to make a substantial contribution to an environmental objective. **Transitional activities** are activities for which low-carbon alternatives are not yet available and among others have greenhouse gas emission levels corresponding to the best performance.

The two graphs below show in green the minimum percentage of investments that are aligned with the EU Taxonomy. As there is no appropriate methodology to determine the Taxonomy-alignment of sovereign bonds*, the first graph shows the Taxonomy-alignment in relation to all the investments of the financial product including sovereign bonds, while the second graph shows the Taxonomy-alignment only in relation to the investments of the financial product other than sovereign bonds.



* For the purpose of these graphs, 'sovereign bonds' consist of all sovereign exposures

● **What is the minimum share of investments in transitional and enabling activities?**

Not applicable

are sustainable investments with an environmental objective that **do not take into account the criteria** for environmentally sustainable economic activities under the EU Taxonomy.

● **What is the minimum share of sustainable investments with an environmental objective that are not aligned with the EU Taxonomy?**

The minimum share of sustainable investments with an environmental objective that are not aligned with the EU Taxonomy is 5%.

The minimum share is intentionally low as the objective of the investment manager is not to prevent the product from investing in taxonomy-aligned activities within the framework of the investment strategy of the product.

The Management Company is improving its Taxonomy-alignment data collection to ensure the accuracy and suitability of its Taxonomy sustainability-related disclosures. In the meantime, the financial product will invest in sustainable investments with an environmental objective that are not aligned with the EU Taxonomy.

● **What is the minimum share of socially sustainable investments?**

The minimum share of socially sustainable investments within the financial product is 5%.

● **What investments are included under '#2 Other', what is their purpose and are there any minimum environmental or social safeguards?**

The remaining proportion of the investments may include :

- The proportion of assets that are not used to meet the environmental or social characteristics promoted by the financial product. These assets are used for investment purposes, or
- Instruments which are mainly used for liquidity, efficient portfolio management, and/or hedging purposes, notably cash, deposits and derivatives

In any case, the investment manager will ensure that those investments are made while maintaining the

improvement of the ESG profile of the financial product. In addition, those investments are made in compliance with our internal processes, including the following minimum environmental or social safeguards:

- The risk management policy. The risk management policy comprises procedures as are necessary to enable the management company to assess for each financial product it manages the exposure of that product to market, liquidity, sustainability and counterparty risks. And

- The RBC policy, where applicable, through the exclusion of companies involved in controversies due to poor practices related to human and labour rights, environment, and corruption, as well as companies operating in sensitive sectors (tobacco, coal, controversial weapons, asbestos,...), as these companies are deemed to be in violation of international norms, or to cause unacceptable harm to society and/or the environment



Is a specific index designated as a reference benchmark to determine whether this financial product is aligned with the environmental and/or social characteristics that it promotes?

Reference benchmarks are indexes to measure whether the financial product attains the environmental or social characteristics that they promote.

No reference benchmark has been designated for the purpose of attaining the environmental or social characteristics promoted by the financial product.

- **How is the reference benchmark continuously aligned with each of the environmental or social characteristics promoted by the financial product?**

Not applicable

- **How is the alignment of the investment strategy with the methodology of the index ensured on a continuous basis?**

Not applicable

- **How does the designated index differ from a relevant broad market index?**

Not applicable

- **Where can the methodology used for the calculation of the designated index be found?**

Not applicable



Where can I find more product specific information online?

More product-specific information can be found on the website: <https://www.bnpparibas-am.com/> after choosing the relevant country and directly in the section 'Sustainability-related disclosures' dedicated to the product.

Template pre-contractual disclosure for the financial products referred to in Article 8, paragraphs 1, 2 and 2a, of Regulation (EU) 2019/2088 and Article 6, first paragraph, of Regulation (EU) 2020/852

Sustainable investment means an investment in an economic activity that contributes to an environmental or social objective, provided that the investment does not significantly harm any environmental or social objective and that the investee companies follow good governance practices.

The **EU Taxonomy** is a classification system laid down in Regulation (EU) 2020/852, establishing a list of **environmentally sustainable economic activities**. That Regulation does not lay down a list of socially sustainable economic activities. Sustainable investments with an environmental objective might be aligned with the Taxonomy or not.

Product name : **BNP PARIBAS FUNDS BELGIUM EQUITY**

Legal Entity Identifier : 213800BRCYE43XEY3B98

Environmental and/or social characteristics

Does this financial product have a sustainable investment objective?	
<input checked="" type="radio"/> <input type="radio"/> Yes	<input checked="" type="radio"/> <input type="radio"/> No
<input type="checkbox"/> It will make a minimum of sustainable investments with an environmental objective: ____%	<input checked="" type="checkbox"/> It promotes Environmental/Social (E/S) characteristics and while it does not have as its objective a sustainable investment, it will have a minimum proportion of 15% of sustainable investments
<input type="checkbox"/> in economic activities that qualify as environmentally sustainable under the EU Taxonomy	<input type="checkbox"/> with an environmental objective in economic activities that qualify as environmentally sustainable under the EU Taxonomy
<input type="checkbox"/> in economic activities that do not qualify as environmentally sustainable under the EU Taxonomy	<input checked="" type="checkbox"/> with an environmental objective in economic activities that do not qualify as environmentally sustainable under the EU Taxonomy
<input type="checkbox"/> It will make a minimum of sustainable investments with a social objective: ____%	<input checked="" type="checkbox"/> with a social objective
	<input type="checkbox"/> It promotes E/S characteristics, but will not make any sustainable investments



What environmental and/or social characteristics are promoted by this financial product?

The financial product promotes environmental and social characteristics by assessing underlying investments against Environmental, Social, and Governance (ESG) criteria using an ESG internal proprietary methodology, and by investing in issuers that demonstrate good environmental and social practices, while implementing robust corporate governance practices within their sector of activity.

The ESG performance of an issuer is evaluated against a combination of environmental, social and governance factors which include but are not limited to:

- Environmental: energy efficiency, reduction of emissions of greenhouse gases (GHG), treatment of waste

- Social: respect of human rights and workers' rights, human resources management (workers' health and safety, diversity)

- Governance: Board of Directors independence, managers' remuneration, respect of minority shareholders rights

The exclusion criteria are applied with regard to issuers that are in violation of international norms and convention, or operate in sensitive sectors as defined by the Responsible Business Conduct Policy (RBC Policy).

Furthermore, the investment manager promotes better environmental and social outcomes through engagement with issuers and the exercise of voting rights according to the Stewardship policy, where applicable.

No reference benchmark has been designated for the purpose of attaining the environmental or social characteristics promoted by the financial product.

Sustainability indicators measure how the environmental or social characteristics promoted by the financial product are attained.

● **What sustainability indicators are used to measure the attainment of each of the environmental or social characteristics promoted by this financial product?**

The following sustainability indicators are used to measure the attainment of the environmental and social characteristics promoted by the financial product:

- The percentage of the financial product's portfolio compliant with the RBC Policy
- The percentage of the financial product's portfolio covered by ESG analysis based on the ESG internal proprietary methodology
- The weighted average ESG score of the financial product's portfolio compared to the weighted average ESG score of its investment universe, as defined in the Prospectus
- The average portfolio Carbon Footprint of the sub-fund compared to the average portfolio Carbon Footprint of its investment universe, after eliminating at least 15% of securities with the highest Carbon Footprint
- The percentage of the financial product's portfolio invested in 'sustainable investments' as defined in Article 2 (17) of the SFDR regulation

● **What are the objectives of the sustainable investments that the financial product partially intends to make and how does the sustainable investment contribute to such objectives?**

The objectives of the sustainable investments made by the financial product are to finance companies that contribute to environmental and/or social objectives through their products and services, as well as their sustainable practices.

The internal methodology, as defined in the main part of the Prospectus, integrates several criteria into its definition of sustainable investments that are considered to be core components to qualify a company as sustainable. These criteria are complementary to each other. In practice, a company must meet at least one of the criteria described below in order to be considered as contributing to an environmental or social objective:

1. A company with an economic activity aligned with the EU Taxonomy objectives. A company can be qualified as sustainable investment in case it has more than 20% of its revenues aligned with the EU Taxonomy. A company qualifying as sustainable investment through this criteria can for example contribute to the following environmental objectives: sustainable forestry, environmental restoration, sustainable manufacturing, renewable energy, water supply, sewerage, waste management and remediation, sustainable transportation, sustainable buildings, sustainable information and technology, scientific research for sustainable development;
2. A company with an economic activity contributing to one or more United Nations Sustainable Development goals (UN SDG) targets. A company can be qualified as sustainable investment in case it has more than 20% of its revenues aligned with the SDGs and less than 20% of its revenues misaligned with the UN SDGs. A company qualifying as sustainable investment through this criteria can for example contribute to the following objectives:
 - a. Environmental: sustainable agriculture, sustainable management of water and sanitation, sustainable and modern energy, sustainable economic growth, sustainable infrastructure, sustainable cities, sustainable consumption and production patterns, fight against climate change, conservation and sustainable use of oceans, seas and marine resources, protection, restoration and sustainable use of

terrestrial ecosystems, sustainable management of forests, fight against desertification, land degradation and biodiversity loss;

b. Social: no poverty, zero hunger, food security, healthy lives and well-being at all ages, inclusive and equitable quality education and lifelong learning opportunities, gender equality, women and girls empowerment, availability of water and sanitation, access to affordable, reliable and modern energy, inclusive and sustainable economic growth, full and productive employment and decent work, resilient infrastructure, inclusive and sustainable industrialization, reduced inequality, inclusive, safe and resilient cities and human settlements, peaceful and inclusive societies, access to justice and effective, accountable and inclusive institutions, global partnership for sustainable development.

3. A company operating in a high GHG emission sector that is transitioning its business model to align with the objective of maintaining the global temperature rise below 1.5°C. A company qualifying as sustainable investment through this criteria can for example contribute to the following environmental objectives: GHG emissions reduction, fight against climate change;

4. A company with best-in-class environmental or social practices compared to its peers within the relevant sector and geographical region. The E or S best performer assessment is based on the BNPP AM ESG scoring methodology. The methodology scores companies and assesses them against a peer group comprising companies in comparable sectors and geographical regions. A company with a contribution score above 10 on the Environmental or Social pillar qualifies as best performer. A company qualifying as sustainable investment through this criteria can for example contribute to the following objectives:

a. Environmental: fight against climate change, environmental risk management, sustainable management of natural resources, waste management, water management, GHG emissions reduction, renewable energy, sustainable agriculture, green infrastructure;

b. Social: health and safety, human capital management, good external stakeholder management (supply chain, contractors, data), business ethics preparedness, good corporate governance.

Green bonds, social bonds and sustainability bonds issued to support specific environmental and/or social projects are also qualified as sustainable investments provided that these debt securities receive an investment recommendation 'POSITIVE' or 'NEUTRAL' from the Sustainability Center following the issuer and underlying project assessment based on a proprietary Green/Social/Sustainability Bond Assessment methodology.

Companies identified as a sustainable investment should not significantly harm any other environmental or social objectives (the Do No Significant Harm 'DNSH' principle) and should follow good governance practices. BNP Paribas Asset Management (BNPP AM) uses its proprietary methodology to assess all companies against these requirements.

More information on the internal methodology can be found on the website of the investment manager: <https://docfinder.bnpparibas-am.com/api/files/14787511-CB33-49FC-B9B5-7E934948BE63>

● **How do the sustainable investments that the financial product partially intends to make, not cause significant harm to any environmental or social sustainable investment objective?**

Sustainable investments that the product partially intends to make should not significantly harm any environmental or social objective (DNSH Principle). In this respect, the investment manager commits to consider principal adverse impacts on sustainability factors by taking into account indicators for adverse impacts as defined in SFDR, and to not invest in companies that do not meet their fundamental obligations in line with the OECD Guidelines and the UN Guiding Principles on Business and Human Rights.

How have the indicators for adverse impacts on sustainability factors been taken into account?

The investment manager ensures that throughout its investment process, the financial product takes into account principal all the adverse impact indicators that are relevant to its investment strategy to select the sustainable investments that the financial product partially intends to make by systematically implementing the sustainable investment pillars defined in

Principal adverse impacts are the most significant negative impacts of investment decisions on sustainability factors relating to environmental, social and employee matters, respect for human rights, anti-corruption and anti-bribery matters.

the BNP Paribas Asset Management Global Sustainability Strategy (GSS) into its investment process : RBC policy, ESG integration guidelines, Stewardship, the forward-looking vision the '3Es' (Energy transition, Environmental sustainability, Equality & Inclusive Growth).

The RBC policy establishes a common framework across investments and economic activities that help identify industries and behaviours presenting a high risk of adverse impacts in violation of international norms. As part of the RBC Policy, sector policies provide a tailored approach to identify and prioritize principal adverse impacts based on the nature of the economic activity, and in many cases, the geography in which these economic activities take place.

The ESG Integration Guidelines includes a series of commitments, which are material to consideration of principal adverse sustainability impacts, and guides the internal ESG integration process. The proprietary ESG scoring framework includes an assessment of a number of adverse sustainability impacts caused by companies in which we invest. Outcome of this assessment may impact the valuation models as well as the portfolio construction depending on the severity and materiality of adverse impacts identified.

Thus, the Investment Manager considers principal adverse sustainability impacts throughout the investment process through the use of the internal ESG scores and construction of the portfolio with an improved ESG profile compared to its investment universe.

The Forward-looking perspective defines a set of objectives and developed performance indicators to measure how the researches, portfolios and commitments are aligned on three issues, the '3Es' (Energy transition, Environmental sustainability, Equality & inclusive growth) and thus support investment processes.

Furthermore, the Stewardship team regularly identifies adverse impacts through ongoing research, collaboration with other long-term investors, and dialogue with NGOs and other experts.

As regards the sustainable investments that the financial product intends to make, the following principal adverse sustainability impacts are taken into account:

Corporate mandatory indicators:

1. GreenHouse Gas (GHG) Emissions
2. Carbon footprint
3. GHG intensity of investee companies
4. Exposure to companies active in the fossil fuel sector
5. Share of non-renewable energy consumption and production
6. Energy consumption intensity per high impact climate sector
7. Activities negatively affecting biodiversity sensitive areas
8. Emissions to water
9. Hazardous waste ratio
10. Violations of UN Global Compact principles and Organisation for Economic Cooperation and Development (OECD) Guidelines for Multinational Enterprises
11. Lack of processes and compliance mechanisms to monitor compliance with UN Global Compact principles and OECD Guidelines for Multinational Enterprises
12. Unadjusted gender pay gap
13. Board gender diversity
14. Exposure to controversial weapons (anti-personnel mines, cluster munitions, chemical weapons and biological weapons)

Corporate voluntary indicators:

Environment

4. Investments in companies without carbon emission reduction initiatives

Social

4. Lack of a supplier code of conduct
9. Lack of a human rights policy

Sovereign mandatory indicator:

15. GHG intensity
16. Investee countries subject to social violations

More detailed information on the manner in which principal adverse impacts on sustainability factors are considered can be found in the BNP PARIBAS ASSET MANAGEMENT SFDR disclosure statement:

<https://docfinder.bnpparibas-am.com/api/files/874ADAE2-3EE7-4AD4-B0ED-84FC06E090BF>

In addition, information on how the principal adverse impacts on sustainability factors have been considered over the year will be available in the annual report of the financial product.

How are the sustainable investments aligned with the OECD Guidelines for Multinational Enterprises and the UN Guiding Principles on Business and Human Rights?

The investment universe of the financial product is periodically screened with a view to identify issuers that are potentially in violation or at risk of violation of the UN Global Compact Principles, OECD Guidelines for Multinational Enterprises and UN Guiding Principles on Business & Human Rights, including the principles and rights set out in the eight fundamental conventions identified in the Declaration of the International Labour Organisation on Fundamental Principles and Rights at Work and the International Bill of Human Rights. This assessment is conducted within the BNPP AM Sustainability Centre on the basis of internal analysis and information provided by external experts, and in consultation with BNP Paribas Group CSR Team. If an issuer is found to be in serious and repeated violations of any of the principles, it will be placed on an 'exclusion list' and will not be available for investment. Existing investments should be divested from the portfolio according to an internal procedure. If an issuer is at risk of violating any of the principles, it is placed on a 'watch list' monitored, as appropriate.

The EU Taxonomy sets out a 'do not significant harm' principle by which Taxonomy-aligned investments should not significantly harm EU Taxonomy objectives and is accompanied by specific EU criteria.

The 'do no significant harm' principle applies only to those investments underlying the financial product that take into account the EU criteria for environmentally sustainable economic activities. The investments underlying the remaining portion of this financial product do not take into account the EU criteria for environmentally sustainable economic activities.

Any other sustainable investments must also not significantly harm any environmental or social objectives.



Does this financial product consider principal adverse impacts on sustainability factors?

Yes

The product considers principal adverse impacts on sustainability factors by systematically implementing the sustainable investment pillars defined in the GSS into its investment process. These pillars are covered by firm-wide policies that set criteria to identify, consider and prioritise as well as address or mitigate adverse sustainability impacts caused by issuers.

The RBC policy establishes a common framework across investments and economic activities that help identify industries and behaviours presenting a high risk of adverse impacts in violation of international norms. As part of the RBC Policy, sector policies provide a tailored approach to identify and prioritize principal adverse impacts based on the nature of the economic activity, and in many cases, the geography in which these economic activities take place.

The ESG Integration Guidelines includes a series of commitments, which are material to consideration of principal adverse sustainability impacts, and guides the internal ESG integration process. The proprietary ESG scoring framework includes an assessment of a number of adverse sustainability impacts caused by companies in which we invest. Outcome of this assessment may impact the valuation models as well as the portfolio construction depending on the severity and materiality of adverse impacts identified.

Thus, the Investment Manager considers principal adverse sustainability impacts throughout the investment process through the use of the internal ESG scores and construction of the portfolio with an improved ESG profile compared to its investment universe.

The Forward-looking perspective defines a set of objectives and developed performance indicators to measure how the researches, portfolios and commitments are aligned on three issues, the '3Es' (Energy transition, Environmental sustainability, Equality & inclusive growth) and thus support investment processes.

Furthermore, the Stewardship team regularly identifies adverse impacts through ongoing research, collaboration with other long-term investors, and dialogue with NGOs and other experts.

Actions to address or mitigate principal adverse sustainability impacts depend on the severity and materiality of these impacts. These actions are guided by the RBC Policy, ESG Integration Guidelines, and Engagement and Voting Policy which include the following provisions :

- Exclusion of issuers that are in violation of international norms and conventions and issuers that are involved in activities presenting an unacceptable risk to society and/or the environment
- Engagement with issuers with the aim of encouraging them to improve their environmental, social and governance practices and, thus, mitigate potential adverse impacts
- In case of equity holdings, voting at Annual General Meetings of companies the portfolio is invested in to promote good governance and advance environmental and social issues
- Ensuring all securities included in the portfolio have supportive ESG research
- Managing portfolios so that their aggregate ESG score is better than the relevant benchmark or universe

Based on the above approach, and depending on the composition of the financial product's portfolio (i.e. the type of issuer), the financial product considers and addresses or mitigates the following principal adverse sustainability impacts:

Corporate mandatory indicators:

1. GreenHouse Gas (GHG) Emissions
2. Carbon footprint
3. GHG intensity of investee companies
4. Exposure to companies active in the fossil fuel sector
5. Share of non-renewable energy consumption and production
6. Energy consumption intensity per high impact climate sector



7. Activities negatively affecting biodiversity sensitive areas
8. Emissions to water
9. Hazardous waste ratio
10. Violations of UN Global Compact principles and Organisation for Economic Cooperation and Development (OECD) Guidelines for Multinational Enterprises
11. Lack of processes and compliance mechanisms to monitor compliance with UN Global Compact principles and OECD Guidelines for Multinational Enterprises
12. Unadjusted gender pay gap
13. Board gender diversity
14. Exposure to controversial weapons (anti-personnel mines, cluster munitions, chemical weapons and biological weapons)

Corporate voluntary indicators:

Environment

4. Investments in companies without carbon emission reduction initiatives

Social

4. Lack of a supplier code of conduct
9. Lack of a human rights policy

Sovereign mandatory indicator:

15. GHG intensity
16. Investee countries subject to social violations

More detailed information on the manner in which principal adverse impacts on sustainability factors are considered can be found in the BNP PARIBAS ASSET MANAGEMENT SFDR disclosure statement: <https://docfinder.bnpparibas-am.com/api/files/874ADAE2-3EE7-4AD4-BOED-84FC06E090BF>
In addition, information on how the principal adverse impacts on sustainability factors have been considered over the year will be available in the annual report of the financial product.

No



What investment strategy does this financial product follow?

The investment strategy guides investment decisions based on factors such as investment objectives and risk tolerance.

To achieve the investment objective of the financial product, the investment manager takes into account at each step of its investment process the Environmental, Social and Governance (ESG) criteria that the financial product promotes.

The investment universe of the financial product is thoroughly screened with a view to identify issuers that are in violation of the UN Global Compact Principles, OECD Guidelines for Multinational Enterprises and UN Guiding Principles on Business & Human Rights.

Then the Investment Manager integrates ESG ratings and criteria into the assessment of issuers. ESG ratings are built by BNP Paribas Asset Management's Sustainability Centre using a proprietary ESG methodology.

The investment manager constantly integrates the binding elements of the investment strategy described in the question below to construct an investment portfolio with an improved ESG profile compared to its investment universe.

Environmental, social and governance (ESG) criteria contribute to, but are not a determining factor in, the manager's decision-making.

The elements of the investment strategy to attain the environmental or social characteristics promoted by this financial product as described below are systematically integrated throughout the investment process.

- **What are the binding elements of the investment strategy used to select the investments to attain each of the environmental or social characteristics promoted by this financial product?**

- The financial product shall comply with the RBC Policy by excluding companies involved in controversies due to poor practices related to human and labor rights, environment, and corruption, as well as

companies operating in sensitive sectors (tobacco, coal, controversial weapons, asbestos,...), as these companies are deemed to be in violation of international norms, or to cause unacceptable harm to society and/or the environment.

More information on the RBC Policy, and in particular criteria relating to sectoral exclusions, can be found on the website of the investment manager: Sustainability documents - BNPP AM Corporate English (<https://www.bnpparibas-am.com/sustainability-documents/>)

- The financial product shall have the weighted average ESG score of its portfolio higher than the weighted average ESG score of its investment universe, as defined in the Prospectus
- The financial product shall have at least 90% of its assets (excluding ancillary liquid assets) covered by the ESG analysis based on the ESG internal proprietary methodology
- The financial product shall have the average portfolio Carbon Footprint higher than the average portfolio Carbon Footprint of its investment universe, after eliminating at least 15% of securities with the highest Carbon Footprint
- The financial product shall invest at least 15% of its assets in 'sustainable investments' as defined in Article 2 (17) of the SFDR regulation. Criteria to qualify an investment as 'sustainable investment' are indicated in the above question 'What are the objectives of the sustainable investments that the financial product partially intends to make and does the sustainable investments contribute to such objectives' and the quantitative and qualitative thresholds are mentioned in the main part of the Prospectus

● **What is the committed minimum rate to reduce the scope of the investments considered prior to the application of that investment strategy?**

The financial product does not commit to a reduction of the scope of investments prior to the application of its investment strategy.

● **What is the policy to assess good governance practices of the investee companies?**

The ESG scoring framework assesses corporate governance through a core set of standard key performance indicators for all sectors supplemented by sector specific metrics. The governance metrics and indicators to assess good governance practices such as sound management structures, employee relations, remuneration of staff and tax compliance include but are not limited to:

- Separation of power (e.g. Split CEO/Chair)
- Board diversity
- Executive pay (remuneration policy)
- Board Independence, and key committees independence
- Accountability of directors
- Financial expertise of the Audit Committee
- Respect of shareholders rights and absence of antitakeover devices
- The presence of appropriate policies (i.e. Bribery and corruption, whistleblower)
- Tax disclosure
- An assessment of prior negative incidents relating to governance

The ESG analysis goes beyond the framework to look at a more qualitative assessment of how the insights from our ESG model are reflected in the culture and operations of investee companies. In some cases, the ESG analysts will conduct due diligence meetings to better understand the company's approach to corporate governance.

Good governance practices include sound management structures, employee relations, remuneration of staff and tax compliance.



What is the asset allocation planned for this financial product?

Asset allocation describes the share of investments in specific assets.

At least 80% of the investments of the financial product will be used to meet the environmental or social characteristics promoted, in accordance with the binding elements of the investment strategy of the financial product.

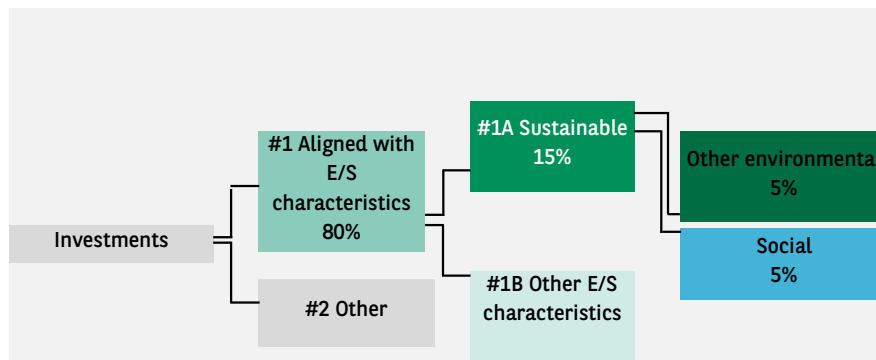
Taxonomy-aligned activities are expressed as a share of:

For the avoidance of doubt, such a proportion is solely a minimum and the exact percentage of the investments of the financial product that attained the promoted environmental or social characteristics will be available in the annual report.

The minimum proportion of sustainable investments of the financial product is 15%.

The remaining proportion of the investments is mainly used as described under the question: "What investments are included under "#2 Other", what is their purpose and are there any minimum environmental or social safeguards?"

- **turnover** reflecting the share of revenue from green activities of investee companies.
 - **capital expenditure** (CapEx) showing the green investments made by investee companies, e.g. for a transition to a green economy.
 - **operational expenditure** (OpEx) reflecting green operational activities of investee companies.



#1 Aligned with E/S characteristics includes the investments of the financial product used to attain the environmental or social characteristics promoted by the financial product.

#2 Other includes the remaining investments of the financial product which are neither aligned with the environmental or social characteristics, nor are qualified as sustainable investments.

The category **#1 Aligned with E/S characteristics** covers:

The sub-category **#1A Sustainable** covers sustainable investments with environmental or social objectives.

The sub-category **#1B Other E/S characteristics** covers investments aligned with the environmental or social characteristics that do not qualify as sustainable investments.

● **How does the use of derivatives attain the environmental or social characteristics promoted by the financial product?**

Financial derivative instruments may be used for efficient portfolio management, hedging and/or investment purposes, if applicable. These instruments are not used to attain the environmental or social characteristics promoted by the product.



To what minimum extent are sustainable investments with an environmental objective aligned with the EU Taxonomy?

Not applicable

● **Does the financial product invest in fossil gas and/or nuclear energy related activities that comply with the EU Taxonomy¹?**

Yes

In fossil gas

In Nuclear Energy

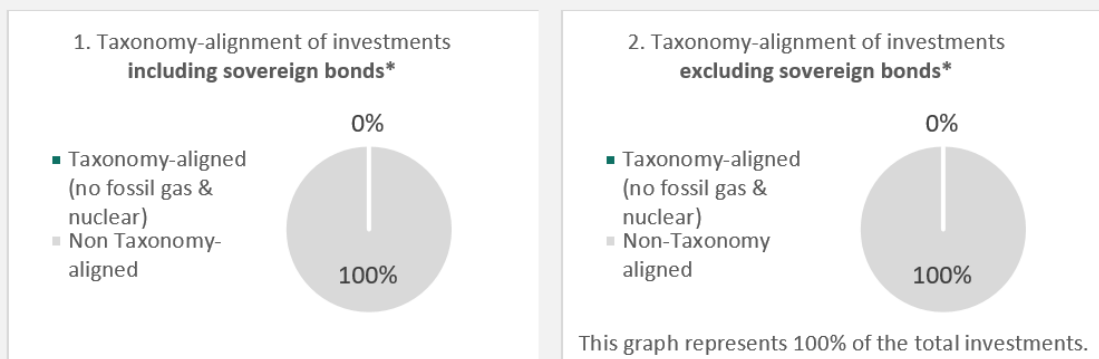
No

¹ - Fossil gas and/or nuclear related activities will only comply with the EU Taxonomy where they contribute to limiting climate change ("climate change mitigation") and do not significantly harm any EU Taxonomy objective - see explanatory note in the left hand margin. The full criteria for fossil gas and nuclear energy economic activities that comply with the EU Taxonomy are laid down in Commission Delegated Regulation (EU) 2022/1214.



Enabling activities directly enable other activities to make a substantial contribution to an environmental objective. **Transitional activities** are activities for which low-carbon alternatives are not yet available and among others have greenhouse gas emission levels corresponding to the best performance.

The two graphs below show in green the minimum percentage of investments that are aligned with the EU Taxonomy. As there is no appropriate methodology to determine the Taxonomy-alignment of sovereign bonds*, the first graph shows the Taxonomy-alignment in relation to all the investments of the financial product including sovereign bonds, while the second graph shows the Taxonomy-alignment only in relation to the investments of the financial product other than sovereign bonds.



* For the purpose of these graphs, 'sovereign bonds' consist of all sovereign exposures

● **What is the minimum share of investments in transitional and enabling activities?**

Not applicable

are sustainable investments with an environmental objective that **do not take into account the criteria** for environmentally sustainable economic activities under the EU Taxonomy.

● **What is the minimum share of sustainable investments with an environmental objective that are not aligned with the EU Taxonomy?**

The minimum share of sustainable investments with an environmental objective that are not aligned with the EU Taxonomy is 5%.

The minimum share is intentionally low as the objective of the investment manager is not to prevent the product from investing in taxonomy-aligned activities within the framework of the investment strategy of the product.

The Management Company is improving its Taxonomy-alignment data collection to ensure the accuracy and suitability of its Taxonomy sustainability-related disclosures. In the meantime, the financial product will invest in sustainable investments with an environmental objective that are not aligned with the EU Taxonomy.

● **What is the minimum share of socially sustainable investments?**

The minimum share of socially sustainable investments within the financial product is 5%.

● **What investments are included under '#2 Other', what is their purpose and are there any minimum environmental or social safeguards?**

The remaining proportion of the investments may include :

- The proportion of assets that are not used to meet the environmental or social characteristics promoted by the financial product. These assets are used for investment purposes, or
- Instruments which are mainly used for liquidity, efficient portfolio management, and/or hedging purposes, notably cash, deposits and derivatives

In any case, the investment manager will ensure that those investments are made while maintaining the

improvement of the ESG profile of the financial product. In addition, those investments are made in compliance with our internal processes, including the following minimum environmental or social safeguards:

- The risk management policy. The risk management policy comprises procedures as are necessary to enable the management company to assess for each financial product it manages the exposure of that product to market, liquidity, sustainability and counterparty risks. And

- The RBC policy, where applicable, through the exclusion of companies involved in controversies due to poor practices related to human and labour rights, environment, and corruption, as well as companies operating in sensitive sectors (tobacco, coal, controversial weapons, asbestos,...), as these companies are deemed to be in violation of international norms, or to cause unacceptable harm to society and/or the environment



Is a specific index designated as a reference benchmark to determine whether this financial product is aligned with the environmental and/or social characteristics that it promotes?

Reference benchmarks are indexes to measure whether the financial product attains the environmental or social characteristics that they promote.

No reference benchmark has been designated for the purpose of attaining the environmental or social characteristics promoted by the financial product.

- **How is the reference benchmark continuously aligned with each of the environmental or social characteristics promoted by the financial product?**

Not applicable

- **How is the alignment of the investment strategy with the methodology of the index ensured on a continuous basis?**

Not applicable

- **How does the designated index differ from a relevant broad market index?**

Not applicable

- **Where can the methodology used for the calculation of the designated index be found?**

Not applicable



Where can I find more product specific information online?

More product-specific information can be found on the website: <https://www.bnpparibas-am.com/> after choosing the relevant country and directly in the section 'Sustainability-related disclosures' dedicated to the product.

Template pre-contractual disclosure for the financial products referred to in Article 8, paragraphs 1, 2 and 2a, of Regulation (EU) 2019/2088 and Article 6, first paragraph, of Regulation (EU) 2020/852

Sustainable investment means an investment in an economic activity that contributes to an environmental or social objective, provided that the investment does not significantly harm any environmental or social objective and that the investee companies follow good governance practices.

The **EU Taxonomy** is a classification system laid down in Regulation (EU) 2020/852, establishing a list of **environmentally sustainable economic activities**. That Regulation does not lay down a list of socially sustainable economic activities. Sustainable investments with an environmental objective might be aligned with the Taxonomy or not.

Product name : **BNP PARIBAS FUNDS BRAZIL EQUITY**

Legal Entity Identifier : 213800YRIJQLH7A1X21

Environmental and/or social characteristics

Does this financial product have a sustainable investment objective?	
<input checked="" type="radio"/> <input type="radio"/> Yes	<input checked="" type="radio"/> <input type="radio"/> No
<input type="checkbox"/> It will make a minimum of sustainable investments with an environmental objective: ____%	<input checked="" type="checkbox"/> It promotes Environmental/Social (E/S) characteristics and while it does not have as its objective a sustainable investment, it will have a minimum proportion of 23% of sustainable investments
<input type="checkbox"/> in economic activities that qualify as environmentally sustainable under the EU Taxonomy	<input type="checkbox"/> with an environmental objective in economic activities that qualify as environmentally sustainable under the EU Taxonomy
<input type="checkbox"/> in economic activities that do not qualify as environmentally sustainable under the EU Taxonomy	<input checked="" type="checkbox"/> with an environmental objective in economic activities that do not qualify as environmentally sustainable under the EU Taxonomy
<input type="checkbox"/> It will make a minimum of sustainable investments with a social objective: ____%	<input checked="" type="checkbox"/> with a social objective
	<input type="checkbox"/> It promotes E/S characteristics, but will not make any sustainable investments



What environmental and/or social characteristics are promoted by this financial product?

The financial product promotes environmental and social characteristics by assessing underlying investments against Environmental, Social, and Governance (ESG) criteria using an ESG internal proprietary methodology, and by investing in issuers that demonstrate good environmental and social practices, while implementing robust corporate governance practices within their sector of activity.

The ESG performance of an issuer is evaluated against a combination of environmental, social and governance factors which include but are not limited to:

- Environmental: energy efficiency, reduction of emissions of greenhouse gases (GHG), treatment of waste

- Social: respect of human rights and workers' rights, human resources management (workers' health and safety, diversity)
- Governance: Board of Directors independence, managers' remuneration, respect of minority shareholders rights

The exclusion criteria are applied with regard to issuers that are in violation of international norms and convention, or operate in sensitive sectors as defined by the Responsible Business Conduct Policy (RBC Policy).

Furthermore, the investment manager promotes better environmental and social outcomes through engagement with issuers and the exercise of voting rights according to the Stewardship policy, where applicable.

No reference benchmark has been designated for the purpose of attaining the environmental or social characteristics promoted by the financial product.

Sustainability indicators measure how the environmental or social characteristics promoted by the financial product are attained.

● **What sustainability indicators are used to measure the attainment of each of the environmental or social characteristics promoted by this financial product?**

The following sustainability indicators are used to measure the attainment of the environmental and social characteristics promoted by the financial product:

- The percentage of the financial product's portfolio compliant with the RBC Policy
- The percentage of the financial product's portfolio covered by ESG analysis based on the ESG internal proprietary methodology
- The weighted average ESG score of the financial product's portfolio compared to the weighted average ESG score of its investment universe, as defined in the Prospectus
- The percentage of the financial product's portfolio invested in 'sustainable investments' as defined in Article 2 (17) of the SFDR regulation

● **What are the objectives of the sustainable investments that the financial product partially intends to make and how does the sustainable investment contribute to such objectives?**

The objectives of the sustainable investments made by the financial product are to finance companies that contribute to environmental and/or social objectives through their products and services, as well as their sustainable practices.

The internal methodology, as defined in the main part of the Prospectus, integrates several criteria into its definition of sustainable investments that are considered to be core components to qualify a company as sustainable. These criteria are complementary to each other. In practice, a company must meet at least one of the criteria described below in order to be considered as contributing to an environmental or social objective:

1. A company with an economic activity aligned with the EU Taxonomy objectives. A company can be qualified as sustainable investment in case it has more than 20% of its revenues aligned with the EU Taxonomy. A company qualifying as sustainable investment through this criteria can for example contribute to the following environmental objectives: sustainable forestry, environmental restoration, sustainable manufacturing, renewable energy, water supply, sewerage, waste management and remediation, sustainable transportation, sustainable buildings, sustainable information and technology, scientific research for sustainable development;
2. A company with an economic activity contributing to one or more United Nations Sustainable Development goals (UN SDG) targets. A company can be qualified as sustainable investment in case it has more than 20% of its revenues aligned with the SDGs and less than 20% of its revenues misaligned with the UN SDGs. A company qualifying as sustainable investment through this criteria can for example contribute to the following objectives:
 - a. Environmental: sustainable agriculture, sustainable management of water and sanitation, sustainable and modern energy, sustainable economic growth, sustainable infrastructure, sustainable cities, sustainable consumption and production patterns, fight against climate change, conservation and sustainable use of oceans, seas and marine resources, protection, restoration and sustainable use of

terrestrial ecosystems, sustainable management of forests, fight against desertification, land degradation and biodiversity loss;

b. Social: no poverty, zero hunger, food security, healthy lives and well-being at all ages, inclusive and equitable quality education and lifelong learning opportunities, gender equality, women and girls empowerment, availability of water and sanitation, access to affordable, reliable and modern energy, inclusive and sustainable economic growth, full and productive employment and decent work, resilient infrastructure, inclusive and sustainable industrialization, reduced inequality, inclusive, safe and resilient cities and human settlements, peaceful and inclusive societies, access to justice and effective, accountable and inclusive institutions, global partnership for sustainable development.

3. A company operating in a high GHG emission sector that is transitioning its business model to align with the objective of maintaining the global temperature rise below 1.5°C. A company qualifying as sustainable investment through this criteria can for example contribute to the following environmental objectives: GHG emissions reduction, fight against climate change;

4. A company with best-in-class environmental or social practices compared to its peers within the relevant sector and geographical region. The E or S best performer assessment is based on the BNPP AM ESG scoring methodology. The methodology scores companies and assesses them against a peer group comprising companies in comparable sectors and geographical regions. A company with a contribution score above 10 on the Environmental or Social pillar qualifies as best performer. A company qualifying as sustainable investment through this criteria can for example contribute to the following objectives:

a. Environmental: fight against climate change, environmental risk management, sustainable management of natural resources, waste management, water management, GHG emissions reduction, renewable energy, sustainable agriculture, green infrastructure;

b. Social: health and safety, human capital management, good external stakeholder management (supply chain, contractors, data), business ethics preparedness, good corporate governance.

Green bonds, social bonds and sustainability bonds issued to support specific environmental and/or social projects are also qualified as sustainable investments provided that these debt securities receive an investment recommendation 'POSITIVE' or 'NEUTRAL' from the Sustainability Center following the issuer and underlying project assessment based on a proprietary Green/Social/Sustainability Bond Assessment methodology.

Companies identified as a sustainable investment should not significantly harm any other environmental or social objectives (the Do No Significant Harm 'DNSH' principle) and should follow good governance practices. BNP Paribas Asset Management (BNPP AM) uses its proprietary methodology to assess all companies against these requirements.

More information on the internal methodology can be found on the website of the investment manager: <https://docfinder.bnpparibas-am.com/api/files/14787511-CB33-49FC-B9B5-7E934948BE63>

● **How do the sustainable investments that the financial product partially intends to make, not cause significant harm to any environmental or social sustainable investment objective?**

Sustainable investments that the product partially intends to make should not significantly harm any environmental or social objective (DNSH Principle). In this respect, the investment manager commits to consider principal adverse impacts on sustainability factors by taking into account indicators for adverse impacts as defined in SFDR, and to not invest in companies that do not meet their fundamental obligations in line with the OECD Guidelines and the UN Guiding Principles on Business and Human Rights.

How have the indicators for adverse impacts on sustainability factors been taken into account?

The investment manager ensures that throughout its investment process, the financial product takes into all the account principal all the adverse impact indicators that are relevant to its investment strategy to select the sustainable investments that the financial product partially intends to make by systematically implementing the sustainable investment pillars defined in

Principal adverse impacts are the most significant negative impacts of investment decisions on sustainability factors relating to environmental, social and employee matters, respect for human rights, anti-corruption and anti-bribery matters.



the BNP Paribas Asset Management Global Sustainability Strategy (GSS) into its investment process : RBC policy, ESG integration guidelines, Stewardship, the forward-looking vision the '3Es' (Energy transition, Environmental sustainability, Equality & Inclusive Growth).

The RBC policy establishes a common framework across investments and economic activities that help identify industries and behaviours presenting a high risk of adverse impacts in violation of international norms. As part of the RBC Policy, sector policies provide a tailored approach to identify and prioritize principal adverse impacts based on the nature of the economic activity, and in many cases, the geography in which these economic activities take place.

The ESG Integration Guidelines includes a series of commitments, which are material to consideration of principal adverse sustainability impacts, and guides the internal ESG integration process. The proprietary ESG scoring framework includes an assessment of a number of adverse sustainability impacts caused by companies in which we invest. Outcome of this assessment may impact the valuation models as well as the portfolio construction depending on the severity and materiality of adverse impacts identified.

Thus, the Investment Manager considers principal adverse sustainability impacts throughout the investment process through the use of the internal ESG scores and construction of the portfolio with an improved ESG profile compared to its investment universe.

The Forward-looking perspective defines a set of objectives and developed performance indicators to measure how the researches, portfolios and commitments are aligned on three issues, the '3Es' (Energy transition, Environmental sustainability, Equality & inclusive growth) and thus support investment processes.

Furthermore, the Stewardship team regularly identifies adverse impacts through ongoing research, collaboration with other long-term investors, and dialogue with NGOs and other experts.

As regards the sustainable investments that the financial product intends to make, the following principal adverse sustainability impacts are taken into account:

Corporate mandatory indicators:

1. GreenHouse Gas (GHG) Emissions
2. Carbon footprint
3. GHG intensity of investee companies
4. Exposure to companies active in the fossil fuel sector
5. Share of non-renewable energy consumption and production
6. Energy consumption intensity per high impact climate sector
7. Activities negatively affecting biodiversity sensitive areas
8. Emissions to water
9. Hazardous waste ratio
10. Violations of UN Global Compact principles and Organisation for Economic Cooperation and Development (OECD) Guidelines for Multinational Enterprises
11. Lack of processes and compliance mechanisms to monitor compliance with UN Global Compact principles and OECD Guidelines for Multinational Enterprises
12. Unadjusted gender pay gap
13. Board gender diversity
14. Exposure to controversial weapons (anti-personnel mines, cluster munitions, chemical weapons and biological weapons)

Corporate voluntary indicators:

Environment

4. Investments in companies without carbon emission reduction initiatives

Social

4. Lack of a supplier code of conduct
9. Lack of a human rights policy

Sovereign mandatory indicator:

15. GHG intensity
16. Investee countries subject to social violations

More detailed information on the manner in which principal adverse impacts on sustainability factors are considered can be found in the BNP PARIBAS ASSET MANAGEMENT SFDR disclosure statement:

<https://docfinder.bnpparibas-am.com/api/files/874ADAE2-3EE7-4AD4-B0ED-84FC06E090BF>

In addition, information on how the principal adverse impacts on sustainability factors have been considered over the year will be available in the annual report of the financial product.

How are the sustainable investments aligned with the OECD Guidelines for Multinational Enterprises and the UN Guiding Principles on Business and Human Rights?

The investment universe of the financial product is periodically screened with a view to identify issuers that are potentially in violation or at risk of violation of the UN Global Compact Principles, OECD Guidelines for Multinational Enterprises and UN Guiding Principles on Business & Human Rights, including the principles and rights set out in the eight fundamental conventions identified in the Declaration of the International Labour Organisation on Fundamental Principles and Rights at Work and the International Bill of Human Rights. This assessment is conducted within the BNPP AM Sustainability Centre on the basis of internal analysis and information provided by external experts, and in consultation with BNP Paribas Group CSR Team. If an issuer is found to be in serious and repeated violations of any of the principles, it will be placed on an 'exclusion list' and will not be available for investment. Existing investments should be divested from the portfolio according to an internal procedure. If an issuer is at risk of violating any of the principles, it is placed on a 'watch list' monitored, as appropriate.

The EU Taxonomy sets out a 'do not significant harm' principle by which Taxonomy-aligned investments should not significantly harm EU Taxonomy objectives and is accompanied by specific EU criteria.

The 'do no significant harm' principle applies only to those investments underlying the financial product that take into account the EU criteria for environmentally sustainable economic activities. The investments underlying the remaining portion of this financial product do not take into account the EU criteria for environmentally sustainable economic activities.

Any other sustainable investments must also not significantly harm any environmental or social objectives.



Does this financial product consider principal adverse impacts on sustainability factors?

Yes

The product considers principal adverse impacts on sustainability factors by systematically implementing the sustainable investment pillars defined in the GSS into its investment process. These pillars are covered by firm-wide policies that set criteria to identify, consider and prioritise as well as address or mitigate adverse sustainability impacts caused by issuers.

The RBC policy establishes a common framework across investments and economic activities that help identify industries and behaviours presenting a high risk of adverse impacts in violation of international norms. As part of the RBC Policy, sector policies provide a tailored approach to identify and prioritize principal adverse impacts based on the nature of the economic activity, and in many cases, the geography in which these economic activities take place.

The ESG Integration Guidelines includes a series of commitments, which are material to consideration of principal adverse sustainability impacts, and guides the internal ESG integration process. The proprietary ESG scoring framework includes an assessment of a number of adverse sustainability impacts caused by companies in which we invest. Outcome of this assessment may impact the valuation models as well as the portfolio construction depending on the severity and materiality of adverse impacts identified.

Thus, the Investment Manager considers principal adverse sustainability impacts throughout the investment process through the use of the internal ESG scores and construction of the portfolio with an improved ESG profile compared to its investment universe.

The Forward-looking perspective defines a set of objectives and developed performance indicators to measure how the researches, portfolios and commitments are aligned on three issues, the '3Es' (Energy transition, Environmental sustainability, Equality & inclusive growth) and thus support investment processes.

Furthermore, the Stewardship team regularly identifies adverse impacts through ongoing research, collaboration with other long-term investors, and dialogue with NGOs and other experts.

Actions to address or mitigate principal adverse sustainability impacts depend on the severity and materiality of these impacts. These actions are guided by the RBC Policy, ESG Integration Guidelines, and Engagement and Voting Policy which include the following provisions :

- Exclusion of issuers that are in violation of international norms and conventions and issuers that are involved in activities presenting an unacceptable risk to society and/or the environment
- Engagement with issuers with the aim of encouraging them to improve their environmental, social and governance practices and, thus, mitigate potential adverse impacts
- In case of equity holdings, voting at Annual General Meetings of companies the portfolio is invested in to promote good governance and advance environmental and social issues
- Ensuring all securities included in the portfolio have supportive ESG research
- Managing portfolios so that their aggregate ESG score is better than the relevant benchmark or universe

Based on the above approach, and depending on the composition of the financial product's portfolio (i.e. the type of issuer), the financial product considers and addresses or mitigates the following principal adverse sustainability impacts:

Corporate mandatory indicators:

1. GreenHouse Gas (GHG) Emissions
2. Carbon footprint
3. GHG intensity of investee companies
4. Exposure to companies active in the fossil fuel sector
5. Share of non-renewable energy consumption and production
6. Energy consumption intensity per high impact climate sector



7. Activities negatively affecting biodiversity sensitive areas
8. Emissions to water
9. Hazardous waste ratio
10. Violations of UN Global Compact principles and Organisation for Economic Cooperation and Development (OECD) Guidelines for Multinational Enterprises
11. Lack of processes and compliance mechanisms to monitor compliance with UN Global Compact principles and OECD Guidelines for Multinational Enterprises
12. Unadjusted gender pay gap
13. Board gender diversity
14. Exposure to controversial weapons (anti-personnel mines, cluster munitions, chemical weapons and biological weapons)

Corporate voluntary indicators:

Environment

4. Investments in companies without carbon emission reduction initiatives

Social

4. Lack of a supplier code of conduct
9. Lack of a human rights policy

Sovereign mandatory indicator:

15. GHG intensity
16. Investee countries subject to social violations

More detailed information on the manner in which principal adverse impacts on sustainability factors are considered can be found in the BNP PARIBAS ASSET MANAGEMENT SFDR disclosure statement: <https://docfinder.bnpparibas-am.com/api/files/874ADAE2-3EE7-4AD4-BOED-84FC06E090BF>
In addition, information on how the principal adverse impacts on sustainability factors have been considered over the year will be available in the annual report of the financial product.

No



What investment strategy does this financial product follow?

The investment strategy guides investment decisions based on factors such as investment objectives and risk tolerance.

To achieve the investment objective of the financial product, the investment manager takes into account at each step of its investment process the Environmental, Social and Governance (ESG) criteria that the financial product promotes.

The investment universe of the financial product is thoroughly screened with a view to identify issuers that are in violation of the UN Global Compact Principles, OECD Guidelines for Multinational Enterprises and UN Guiding Principles on Business & Human Rights.

Then the Investment Manager integrates ESG ratings and criteria into the assessment of issuers. ESG ratings are built by BNP Paribas Asset Management's Sustainability Centre using a proprietary ESG methodology.

The investment manager constantly integrates the binding elements of the investment strategy described in the question below to construct an investment portfolio with an improved ESG profile compared to its investment universe.

Environmental, social and governance (ESG) criteria contribute to, but are not a determining factor in, the manager's decision-making.

The elements of the investment strategy to attain the environmental or social characteristics promoted by this financial product as described below are systematically integrated throughout the investment process.

- **What are the binding elements of the investment strategy used to select the investments to attain each of the environmental or social characteristics promoted by this financial product?**

- The financial product shall comply with the RBC Policy by excluding companies involved in controversies due to poor practices related to human and labor rights, environment, and corruption, as well as

companies operating in sensitive sectors (tobacco, coal, controversial weapons, asbestos,...), as these companies are deemed to be in violation of international norms, or to cause unacceptable harm to society and/or the environment.

More information on the RBC Policy, and in particular criteria relating to sectoral exclusions, can be found on the website of the investment manager: Sustainability documents - BNPP AM Corporate English (<https://www.bnpparibas-am.com/sustainability-documents/>)

- The financial product shall have the weighted average ESG score of its portfolio higher than the weighted average ESG score of its investment universe, as defined in the Prospectus

- The financial product shall have at least 75% of its assets (excluding ancillary liquid assets) covered by the ESG analysis based on the ESG internal proprietary methodology

- The financial product shall invest at least 23% of its assets in 'sustainable investments' as defined in Article 2 (17) of the SFDR regulation. Criteria to qualify an investment as 'sustainable investment' are indicated in the above question 'What are the objectives of the sustainable investments that the financial product partially intends to make and does the sustainable investments contribute to such objectives' and the quantitative and qualitative thresholds are mentioned in the main part of the Prospectus

● What is the committed minimum rate to reduce the scope of the investments considered prior to the application of that investment strategy?

The financial product does not commit to a reduction of the scope of investments prior to the application of its investment strategy.

● What is the policy to assess good governance practices of the investee companies?

The ESG scoring framework assesses corporate governance through a core set of standard key performance indicators for all sectors supplemented by sector specific metrics. The governance metrics and indicators to assess good governance practices such as sound management structures, employee relations, remuneration of staff and tax compliance include but are not limited to:

- Separation of power (e.g. Split CEO/Chair)
- Board diversity
- Executive pay (remuneration policy)
- Board Independence, and key committees independence
- Accountability of directors
- Financial expertise of the Audit Committee
- Respect of shareholders rights and absence of antitakeover devices
- The presence of appropriate policies (i.e. Bribery and corruption, whistleblower)
- Tax disclosure
- An assessment of prior negative incidents relating to governance

The ESG analysis goes beyond the framework to look at a more qualitative assessment of how the insights from our ESG model are reflected in the culture and operations of investee companies. In some cases, the ESG analysts will conduct due diligence meetings to better understand the company's approach to corporate governance.

Good governance practices include sound management structures, employee relations, remuneration of staff and tax compliance.



What is the asset allocation planned for this financial product?

Asset allocation describes the share of investments in specific assets.

At least 65% of the investments of the financial product will be used to meet the environmental or social characteristics promoted, in accordance with the binding elements of the investment strategy of the financial product.

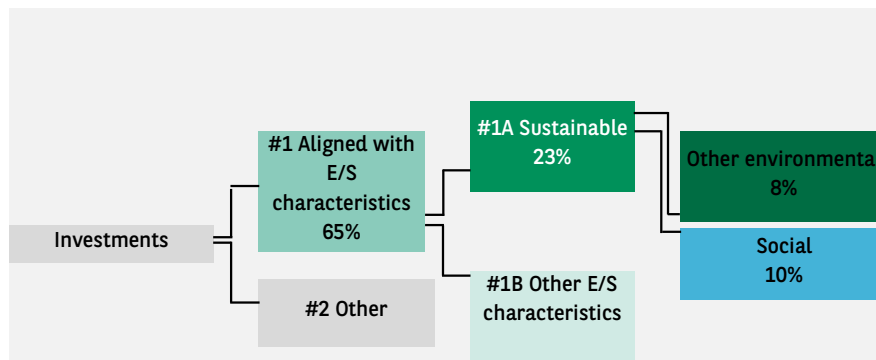
For the avoidance of doubt, such a proportion is solely a minimum and the exact percentage of the investments of the financial product that attained the promoted environmental or social characteristics will be available in the annual report.

The minimum proportion of sustainable investments of the financial product is 23%.

The remaining proportion of the investments is mainly used as described under the question: "What investments are included under "#2 Other", what is their purpose and are there any minimum environmental or social safeguards?"

Taxonomy-aligned activities are expressed as a share of:

- **turnover** reflecting the share of revenue from green activities of investee companies.
 - **capital expenditure** (CapEx) showing the green investments made by investee companies, e.g. for a transition to a green economy.
 - **operational expenditure** (OpEx) reflecting green operational activities of investee companies.



#1 Aligned with E/S characteristics includes the investments of the financial product used to attain the environmental or social characteristics promoted by the financial product.

#2 Other includes the remaining investments of the financial product which are neither aligned with the environmental or social characteristics, nor are qualified as sustainable investments.

The category **#1 Aligned with E/S characteristics** covers:

The sub-category **#1A Sustainable** covers sustainable investments with environmental or social objectives.

The sub-category **#1B Other E/S characteristics** covers investments aligned with the environmental or social characteristics that do not qualify as sustainable investments.

● **How does the use of derivatives attain the environmental or social characteristics promoted by the financial product?**

Financial derivative instruments may be used for efficient portfolio management, hedging and/or investment purposes, if applicable. These instruments are not used to attain the environmental or social characteristics promoted by the product.



To what minimum extent are sustainable investments with an environmental objective aligned with the EU Taxonomy?

Not applicable

● **Does the financial product invest in fossil gas and/or nuclear energy related activities that comply with the EU Taxonomy¹?**

Yes

In fossil gas In Nuclear Energy

No

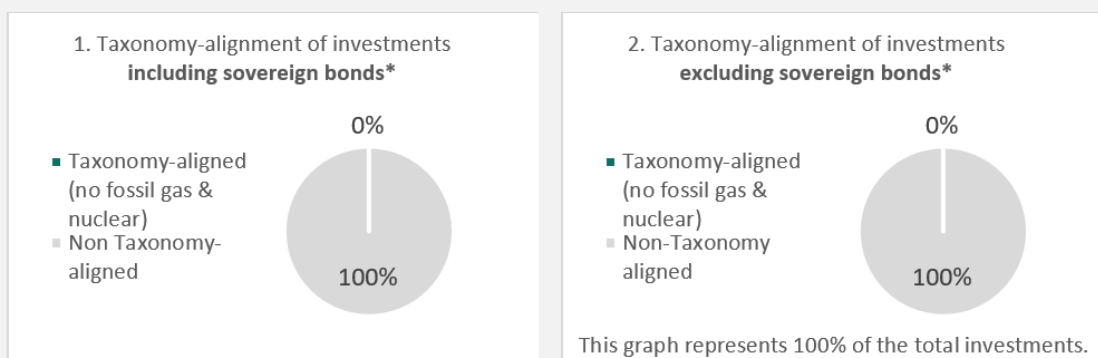
¹ - Fossil gas and/or nuclear related activities will only comply with the EU Taxonomy where they contribute to limiting climate change ("climate change mitigation") and do not significantly harm any EU Taxonomy objective - see explanatory note in the left hand margin. The full criteria for fossil gas and nuclear energy economic activities that comply with the EU Taxonomy are laid down in Commission Delegated Regulation (EU) 2022/1214.

To comply with the EU Taxonomy, the criteria for **fossil gas** include limitations on emissions and switching to renewable power or low-carbon fuels by the end of 2035. For **nuclear energy**, the criteria include comprehensive safety and waste management rules

Enabling activities directly enable other activities to make a substantial contribution to an environmental objective.

Transitional activities are activities for which low-carbon alternatives are not yet available and among others have greenhouse gas emission levels corresponding to the best performance.

The two graphs below show in green the minimum percentage of investments that are aligned with the EU Taxonomy. As there is no appropriate methodology to determine the Taxonomy-alignment of sovereign bonds*, the first graph shows the Taxonomy-alignment in relation to all the investments of the financial product including sovereign bonds, while the second graph shows the Taxonomy-alignment only in relation to the investments of the financial product other than sovereign bonds.



* For the purpose of these graphs, 'sovereign bonds' consist of all sovereign exposures

● **What is the minimum share of investments in transitional and enabling activities?**

Not applicable

are sustainable investments with an environmental objective that **do not take into account the criteria** for environmentally sustainable economic activities under the EU Taxonomy.

● **What is the minimum share of sustainable investments with an environmental objective that are not aligned with the EU Taxonomy?**

The minimum share of sustainable investments with an environmental objective that are not aligned with the EU Taxonomy is 8%.

The minimum share is intentionally low as the objective of the investment manager is not to prevent the product from investing in taxonomy-aligned activities within the framework of the investment strategy of the product.

The Management Company is improving its Taxonomy-alignment data collection to ensure the accuracy and suitability of its Taxonomy sustainability-related disclosures. In the meantime, the financial product will invest in sustainable investments with an environmental objective that are not aligned with the EU Taxonomy.

● **What is the minimum share of socially sustainable investments?**

The minimum share of socially sustainable investments within the financial product is 10%.

● **What investments are included under '#2 Other', what is their purpose and are there any minimum environmental or social safeguards?**

The remaining proportion of the investments may include :

- The proportion of assets that are not used to meet the environmental or social characteristics promoted by the financial product. These assets are used for investment purposes, or
- Instruments which are mainly used for liquidity, efficient portfolio management, and/or hedging purposes, notably cash, deposits and derivatives

In any case, the investment manager will ensure that those investments are made while maintaining the

improvement of the ESG profile of the financial product. In addition, those investments are made in compliance with our internal processes, including the following minimum environmental or social safeguards:

- The risk management policy. The risk management policy comprises procedures as are necessary to enable the management company to assess for each financial product it manages the exposure of that product to market, liquidity, sustainability and counterparty risks. And

- The RBC policy, where applicable, through the exclusion of companies involved in controversies due to poor practices related to human and labour rights, environment, and corruption, as well as companies operating in sensitive sectors (tobacco, coal, controversial weapons, asbestos,...), as these companies are deemed to be in violation of international norms, or to cause unacceptable harm to society and/or the environment



Is a specific index designated as a reference benchmark to determine whether this financial product is aligned with the environmental and/or social characteristics that it promotes?

Reference benchmarks are indexes to measure whether the financial product attains the environmental or social characteristics that they promote.

No reference benchmark has been designated for the purpose of attaining the environmental or social characteristics promoted by the financial product.

- **How is the reference benchmark continuously aligned with each of the environmental or social characteristics promoted by the financial product?**

Not applicable

- **How is the alignment of the investment strategy with the methodology of the index ensured on a continuous basis?**

Not applicable

- **How does the designated index differ from a relevant broad market index?**

Not applicable

- **Where can the methodology used for the calculation of the designated index be found?**

Not applicable



Where can I find more product specific information online?

More product-specific information can be found on the website: <https://www.bnpparibas-am.com/> after choosing the relevant country and directly in the section 'Sustainability-related disclosures' dedicated to the product.

Template pre-contractual disclosure for the financial products referred to in Article 8, paragraphs 1, 2 and 2a, of Regulation (EU) 2019/2088 and Article 6, first paragraph, of Regulation (EU) 2020/852

Sustainable investment means an investment in an economic activity that contributes to an environmental or social objective, provided that the investment does not significantly harm any environmental or social objective and that the investee companies follow good governance practices.

The **EU Taxonomy** is a classification system laid down in Regulation (EU) 2020/852, establishing a list of **environmentally sustainable economic activities**. That Regulation does not lay down a list of socially sustainable economic activities. Sustainable investments with an environmental objective might be aligned with the Taxonomy or not.

Product name : **BNP PARIBAS FUNDS CHINA A-SHARES**

Legal Entity Identifier : 213800E4UA5UJR4RC490

Environmental and/or social characteristics

Does this financial product have a sustainable investment objective?	
<input checked="" type="radio"/> <input type="radio"/> Yes	<input checked="" type="radio"/> <input type="radio"/> No
<input type="checkbox"/> It will make a minimum of sustainable investments with an environmental objective: ____%	<input checked="" type="checkbox"/> It promotes Environmental/Social (E/S) characteristics and while it does not have as its objective a sustainable investment, it will have a minimum proportion of 15% of sustainable investments
<input type="checkbox"/> in economic activities that qualify as environmentally sustainable under the EU Taxonomy	<input type="checkbox"/> with an environmental objective in economic activities that qualify as environmentally sustainable under the EU Taxonomy
<input type="checkbox"/> in economic activities that do not qualify as environmentally sustainable under the EU Taxonomy	<input checked="" type="checkbox"/> with an environmental objective in economic activities that do not qualify as environmentally sustainable under the EU Taxonomy
<input type="checkbox"/> It will make a minimum of sustainable investments with a social objective: ____%	<input checked="" type="checkbox"/> with a social objective
	<input type="checkbox"/> It promotes E/S characteristics, but will not make any sustainable investments



What environmental and/or social characteristics are promoted by this financial product?

The financial product promotes environmental and social characteristics by assessing underlying investments against Environmental, Social, and Governance (ESG) criteria using an ESG internal proprietary methodology, and by investing in issuers that demonstrate good environmental and social practices, while implementing robust corporate governance practices within their sector of activity.

The ESG performance of an issuer is evaluated against a combination of environmental, social and governance factors which include but are not limited to:

- Environmental: energy efficiency, reduction of emissions of greenhouse gases (GHG), treatment of waste

- Social: respect of human rights and workers' rights, human resources management (workers' health and safety, diversity)
- Governance: Board of Directors independence, managers' remuneration, respect of minority shareholders rights

The exclusion criteria are applied with regard to issuers that are in violation of international norms and convention, or operate in sensitive sectors as defined by the Responsible Business Conduct Policy (RBC Policy).

Furthermore, the investment manager promotes better environmental and social outcomes through engagement with issuers and the exercise of voting rights according to the Stewardship policy, where applicable.

No reference benchmark has been designated for the purpose of attaining the environmental or social characteristics promoted by the financial product.

Sustainability indicators measure how the environmental or social characteristics promoted by the financial product are attained.

● **What sustainability indicators are used to measure the attainment of each of the environmental or social characteristics promoted by this financial product?**

The following sustainability indicators are used to measure the attainment of the environmental and social characteristics promoted by the financial product:

- The percentage of the financial product's portfolio compliant with the RBC Policy
- The percentage of the financial product's portfolio covered by ESG analysis based on the ESG internal proprietary methodology
- The weighted average ESG score of the financial product's portfolio compared to the weighted average ESG score of its investment universe, as defined in the Prospectus
- The percentage of the financial product's portfolio invested in 'sustainable investments' as defined in Article 2 (17) of the SFDR regulation

● **What are the objectives of the sustainable investments that the financial product partially intends to make and how does the sustainable investment contribute to such objectives?**

The objectives of the sustainable investments made by the financial product are to finance companies that contribute to environmental and/or social objectives through their products and services, as well as their sustainable practices.

The internal methodology, as defined in the main part of the Prospectus, integrates several criteria into its definition of sustainable investments that are considered to be core components to qualify a company as sustainable. These criteria are complementary to each other. In practice, a company must meet at least one of the criteria described below in order to be considered as contributing to an environmental or social objective:

1. A company with an economic activity aligned with the EU Taxonomy objectives. A company can be qualified as sustainable investment in case it has more than 20% of its revenues aligned with the EU Taxonomy. A company qualifying as sustainable investment through this criteria can for example contribute to the following environmental objectives: sustainable forestry, environmental restoration, sustainable manufacturing, renewable energy, water supply, sewerage, waste management and remediation, sustainable transportation, sustainable buildings, sustainable information and technology, scientific research for sustainable development;
2. A company with an economic activity contributing to one or more United Nations Sustainable Development goals (UN SDG) targets. A company can be qualified as sustainable investment in case it has more than 20% of its revenues aligned with the SDGs and less than 20% of its revenues misaligned with the UN SDGs. A company qualifying as sustainable investment through this criteria can for example contribute to the following objectives:
 - a. Environmental: sustainable agriculture, sustainable management of water and sanitation, sustainable and modern energy, sustainable economic growth, sustainable infrastructure, sustainable cities, sustainable consumption and production patterns, fight against climate change, conservation and sustainable use of oceans, seas and marine resources, protection, restoration and sustainable use of

terrestrial ecosystems, sustainable management of forests, fight against desertification, land degradation and biodiversity loss;

b. Social: no poverty, zero hunger, food security, healthy lives and well-being at all ages, inclusive and equitable quality education and lifelong learning opportunities, gender equality, women and girls empowerment, availability of water and sanitation, access to affordable, reliable and modern energy, inclusive and sustainable economic growth, full and productive employment and decent work, resilient infrastructure, inclusive and sustainable industrialization, reduced inequality, inclusive, safe and resilient cities and human settlements, peaceful and inclusive societies, access to justice and effective, accountable and inclusive institutions, global partnership for sustainable development.

3. A company operating in a high GHG emission sector that is transitioning its business model to align with the objective of maintaining the global temperature rise below 1.5°C. A company qualifying as sustainable investment through this criteria can for example contribute to the following environmental objectives: GHG emissions reduction, fight against climate change;

4. A company with best-in-class environmental or social practices compared to its peers within the relevant sector and geographical region. The E or S best performer assessment is based on the BNPP AM ESG scoring methodology. The methodology scores companies and assesses them against a peer group comprising companies in comparable sectors and geographical regions. A company with a contribution score above 10 on the Environmental or Social pillar qualifies as best performer. A company qualifying as sustainable investment through this criteria can for example contribute to the following objectives:

a. Environmental: fight against climate change, environmental risk management, sustainable management of natural resources, waste management, water management, GHG emissions reduction, renewable energy, sustainable agriculture, green infrastructure;

b. Social: health and safety, human capital management, good external stakeholder management (supply chain, contractors, data), business ethics preparedness, good corporate governance.

Green bonds, social bonds and sustainability bonds issued to support specific environmental and/or social projects are also qualified as sustainable investments provided that these debt securities receive an investment recommendation 'POSITIVE' or 'NEUTRAL' from the Sustainability Center following the issuer and underlying project assessment based on a proprietary Green/Social/Sustainability Bond Assessment methodology.

Companies identified as a sustainable investment should not significantly harm any other environmental or social objectives (the Do No Significant Harm 'DNSH' principle) and should follow good governance practices. BNP Paribas Asset Management (BNPP AM) uses its proprietary methodology to assess all companies against these requirements.

More information on the internal methodology can be found on the website of the investment manager: <https://docfinder.bnpparibas-am.com/api/files/14787511-CB33-49FC-B9B5-7E934948BE63>

● **How do the sustainable investments that the financial product partially intends to make, not cause significant harm to any environmental or social sustainable investment objective?**

Sustainable investments that the product partially intends to make should not significantly harm any environmental or social objective (DNSH Principle). In this respect, the investment manager commits to consider principal adverse impacts on sustainability factors by taking into account indicators for adverse impacts as defined in SFDR, and to not invest in companies that do not meet their fundamental obligations in line with the OECD Guidelines and the UN Guiding Principles on Business and Human Rights.

How have the indicators for adverse impacts on sustainability factors been taken into account?

The investment manager ensures that throughout its investment process, the financial product takes into all the account principal all the adverse impact indicators that are relevant to its investment strategy to select the sustainable investments that the financial product partially intends to make by systematically implementing the sustainable investment pillars defined in

Principal adverse impacts are the most significant negative impacts of investment decisions on sustainability factors relating to environmental, social and employee matters, respect for human rights, anti-corruption and anti-bribery matters.



the BNP Paribas Asset Management Global Sustainability Strategy (GSS) into its investment process : RBC policy, ESG integration guidelines, Stewardship, the forward-looking vision the '3Es' (Energy transition, Environmental sustainability, Equality & Inclusive Growth).

The RBC policy establishes a common framework across investments and economic activities that help identify industries and behaviours presenting a high risk of adverse impacts in violation of international norms. As part of the RBC Policy, sector policies provide a tailored approach to identify and prioritize principal adverse impacts based on the nature of the economic activity, and in many cases, the geography in which these economic activities take place.

The ESG Integration Guidelines includes a series of commitments, which are material to consideration of principal adverse sustainability impacts, and guides the internal ESG integration process. The proprietary ESG scoring framework includes an assessment of a number of adverse sustainability impacts caused by companies in which we invest. Outcome of this assessment may impact the valuation models as well as the portfolio construction depending on the severity and materiality of adverse impacts identified.

Thus, the Investment Manager considers principal adverse sustainability impacts throughout the investment process through the use of the internal ESG scores and construction of the portfolio with an improved ESG profile compared to its investment universe.

The Forward-looking perspective defines a set of objectives and developed performance indicators to measure how the researches, portfolios and commitments are aligned on three issues, the '3Es' (Energy transition, Environmental sustainability, Equality & inclusive growth) and thus support investment processes.

Furthermore, the Stewardship team regularly identifies adverse impacts through ongoing research, collaboration with other long-term investors, and dialogue with NGOs and other experts.

As regards the sustainable investments that the financial product intends to make, the following principal adverse sustainability impacts are taken into account:

Corporate mandatory indicators:

1. GreenHouse Gas (GHG) Emissions
2. Carbon footprint
3. GHG intensity of investee companies
4. Exposure to companies active in the fossil fuel sector
5. Share of non-renewable energy consumption and production
6. Energy consumption intensity per high impact climate sector
7. Activities negatively affecting biodiversity sensitive areas
8. Emissions to water
9. Hazardous waste ratio
10. Violations of UN Global Compact principles and Organisation for Economic Cooperation and Development (OECD) Guidelines for Multinational Enterprises
11. Lack of processes and compliance mechanisms to monitor compliance with UN Global Compact principles and OECD Guidelines for Multinational Enterprises
12. Unadjusted gender pay gap
13. Board gender diversity
14. Exposure to controversial weapons (anti-personnel mines, cluster munitions, chemical weapons and biological weapons)

Corporate voluntary indicators:

Environment

4. Investments in companies without carbon emission reduction initiatives

Social

4. Lack of a supplier code of conduct
9. Lack of a human rights policy

Sovereign mandatory indicator:

15. GHG intensity
16. Investee countries subject to social violations

More detailed information on the manner in which principal adverse impacts on sustainability factors are considered can be found in the BNP PARIBAS ASSET MANAGEMENT SFDR disclosure statement:

<https://docfinder.bnpparibas-am.com/api/files/874ADAE2-3EE7-4AD4-B0ED-84FC06E090BF>

In addition, information on how the principal adverse impacts on sustainability factors have been considered over the year will be available in the annual report of the financial product.

How are the sustainable investments aligned with the OECD Guidelines for Multinational Enterprises and the UN Guiding Principles on Business and Human Rights?

The investment universe of the financial product is periodically screened with a view to identify issuers that are potentially in violation or at risk of violation of the UN Global Compact Principles, OECD Guidelines for Multinational Enterprises and UN Guiding Principles on Business & Human Rights, including the principles and rights set out in the eight fundamental conventions identified in the Declaration of the International Labour Organisation on Fundamental Principles and Rights at Work and the International Bill of Human Rights. This assessment is conducted within the BNPP AM Sustainability Centre on the basis of internal analysis and information provided by external experts, and in consultation with BNP Paribas Group CSR Team. If an issuer is found to be in serious and repeated violations of any of the principles, it will be placed on an 'exclusion list' and will not be available for investment. Existing investments should be divested from the portfolio according to an internal procedure. If an issuer is at risk of violating any of the principles, it is placed on a 'watch list' monitored, as appropriate.

The EU Taxonomy sets out a 'do not significant harm' principle by which Taxonomy-aligned investments should not significantly harm EU Taxonomy objectives and is accompanied by specific EU criteria.

The 'do no significant harm' principle applies only to those investments underlying the financial product that take into account the EU criteria for environmentally sustainable economic activities. The investments underlying the remaining portion of this financial product do not take into account the EU criteria for environmentally sustainable economic activities.

Any other sustainable investments must also not significantly harm any environmental or social objectives.



Does this financial product consider principal adverse impacts on sustainability factors?

Yes

The product considers principal adverse impacts on sustainability factors by systematically implementing the sustainable investment pillars defined in the GSS into its investment process. These pillars are covered by firm-wide policies that set criteria to identify, consider and prioritise as well as address or mitigate adverse sustainability impacts caused by issuers.

The RBC policy establishes a common framework across investments and economic activities that help identify industries and behaviours presenting a high risk of adverse impacts in violation of international norms. As part of the RBC Policy, sector policies provide a tailored approach to identify and prioritize principal adverse impacts based on the nature of the economic activity, and in many cases, the geography in which these economic activities take place.

The ESG Integration Guidelines includes a series of commitments, which are material to consideration of principal adverse sustainability impacts, and guides the internal ESG integration process. The proprietary ESG scoring framework includes an assessment of a number of adverse sustainability impacts caused by companies in which we invest. Outcome of this assessment may impact the valuation models as well as the portfolio construction depending on the severity and materiality of adverse impacts identified.

Thus, the Investment Manager considers principal adverse sustainability impacts throughout the investment process through the use of the internal ESG scores and construction of the portfolio with an improved ESG profile compared to its investment universe.

The Forward-looking perspective defines a set of objectives and developed performance indicators to measure how the researches, portfolios and commitments are aligned on three issues, the '3Es' (Energy transition, Environmental sustainability, Equality & inclusive growth) and thus support investment processes.

Furthermore, the Stewardship team regularly identifies adverse impacts through ongoing research, collaboration with other long-term investors, and dialogue with NGOs and other experts.

Actions to address or mitigate principal adverse sustainability impacts depend on the severity and materiality of these impacts. These actions are guided by the RBC Policy, ESG Integration Guidelines, and Engagement and Voting Policy which include the following provisions :

- Exclusion of issuers that are in violation of international norms and conventions and issuers that are involved in activities presenting an unacceptable risk to society and/or the environment
- Engagement with issuers with the aim of encouraging them to improve their environmental, social and governance practices and, thus, mitigate potential adverse impacts
- In case of equity holdings, voting at Annual General Meetings of companies the portfolio is invested in to promote good governance and advance environmental and social issues
- Ensuring all securities included in the portfolio have supportive ESG research
- Managing portfolios so that their aggregate ESG score is better than the relevant benchmark or universe

Based on the above approach, and depending on the composition of the financial product's portfolio (i.e. the type of issuer), the financial product considers and addresses or mitigates the following principal adverse sustainability impacts:

Corporate mandatory indicators:

1. GreenHouse Gas (GHG) Emissions
2. Carbon footprint
3. GHG intensity of investee companies
4. Exposure to companies active in the fossil fuel sector
5. Share of non-renewable energy consumption and production
6. Energy consumption intensity per high impact climate sector



7. Activities negatively affecting biodiversity sensitive areas
8. Emissions to water
9. Hazardous waste ratio
10. Violations of UN Global Compact principles and Organisation for Economic Cooperation and Development (OECD) Guidelines for Multinational Enterprises
11. Lack of processes and compliance mechanisms to monitor compliance with UN Global Compact principles and OECD Guidelines for Multinational Enterprises
12. Unadjusted gender pay gap
13. Board gender diversity
14. Exposure to controversial weapons (anti-personnel mines, cluster munitions, chemical weapons and biological weapons)

Corporate voluntary indicators:

Environment

4. Investments in companies without carbon emission reduction initiatives

Social

4. Lack of a supplier code of conduct
9. Lack of a human rights policy

Sovereign mandatory indicator:

15. GHG intensity
16. Investee countries subject to social violations

More detailed information on the manner in which principal adverse impacts on sustainability factors are considered can be found in the BNP PARIBAS ASSET MANAGEMENT SFDR disclosure statement: <https://docfinder.bnpparibas-am.com/api/files/874ADAE2-3EE7-4AD4-BOED-84FC06E090BF>
In addition, information on how the principal adverse impacts on sustainability factors have been considered over the year will be available in the annual report of the financial product.

No



What investment strategy does this financial product follow?

The investment strategy guides investment decisions based on factors such as investment objectives and risk tolerance.

To achieve the investment objective of the financial product, the investment manager takes into account at each step of its investment process the Environmental, Social and Governance (ESG) criteria that the financial product promotes.

The investment universe of the financial product is thoroughly screened with a view to identify issuers that are in violation of the UN Global Compact Principles, OECD Guidelines for Multinational Enterprises and UN Guiding Principles on Business & Human Rights.

Then the Investment Manager integrates ESG ratings and criteria into the assessment of issuers. ESG ratings are built by BNP Paribas Asset Management's Sustainability Centre using a proprietary ESG methodology.

The investment manager constantly integrates the binding elements of the investment strategy described in the question below to construct an investment portfolio with an improved ESG profile compared to its investment universe.

Environmental, social and governance (ESG) criteria contribute to, but are not a determining factor in, the manager's decision-making.

The elements of the investment strategy to attain the environmental or social characteristics promoted by this financial product as described below are systematically integrated throughout the investment process.

- **What are the binding elements of the investment strategy used to select the investments to attain each of the environmental or social characteristics promoted by this financial product?**

- The financial product shall comply with the RBC Policy by excluding companies involved in controversies due to poor practices related to human and labor rights, environment, and corruption, as well as

companies operating in sensitive sectors (tobacco, coal, controversial weapons, asbestos,...), as these companies are deemed to be in violation of international norms, or to cause unacceptable harm to society and/or the environment.

More information on the RBC Policy, and in particular criteria relating to sectoral exclusions, can be found on the website of the investment manager: Sustainability documents - BNPP AM Corporate English (<https://www.bnpparibas-am.com/sustainability-documents/>)

- The financial product shall have the weighted average ESG score of its portfolio higher than the weighted average ESG score of its investment universe, as defined in the Prospectus

- The financial product shall have at least 75% of its assets (excluding ancillary liquid assets) covered by the ESG analysis based on the ESG internal proprietary methodology

- The financial product shall invest at least 15% of its assets in 'sustainable investments' as defined in Article 2 (17) of the SFDR regulation. Criteria to qualify an investment as 'sustainable investment' are indicated in the above question 'What are the objectives of the sustainable investments that the financial product partially intends to make and does the sustainable investments contribute to such objectives' and the quantitative and qualitative thresholds are mentioned in the main part of the Prospectus

● **What is the committed minimum rate to reduce the scope of the investments considered prior to the application of that investment strategy?**

The financial product does not commit to a reduction of the scope of investments prior to the application of its investment strategy.

● **What is the policy to assess good governance practices of the investee companies?**

The ESG scoring framework assesses corporate governance through a core set of standard key performance indicators for all sectors supplemented by sector specific metrics. The governance metrics and indicators to assess good governance practices such as sound management structures, employee relations, remuneration of staff and tax compliance include but are not limited to:

- Separation of power (e.g. Split CEO/Chair)
- Board diversity
- Executive pay (remuneration policy)
- Board Independence, and key committees independence
- Accountability of directors
- Financial expertise of the Audit Committee
- Respect of shareholders rights and absence of antitakeover devices
- The presence of appropriate policies (i.e. Bribery and corruption, whistleblower)
- Tax disclosure
- An assessment of prior negative incidents relating to governance

The ESG analysis goes beyond the framework to look at a more qualitative assessment of how the insights from our ESG model are reflected in the culture and operations of investee companies. In some cases, the ESG analysts will conduct due diligence meetings to better understand the company's approach to corporate governance.

Good governance practices include sound management structures, employee relations, remuneration of staff and tax compliance.



What is the asset allocation planned for this financial product?

Asset allocation describes the share of investments in specific assets.

Taxonomy-aligned activities are expressed as a share of:

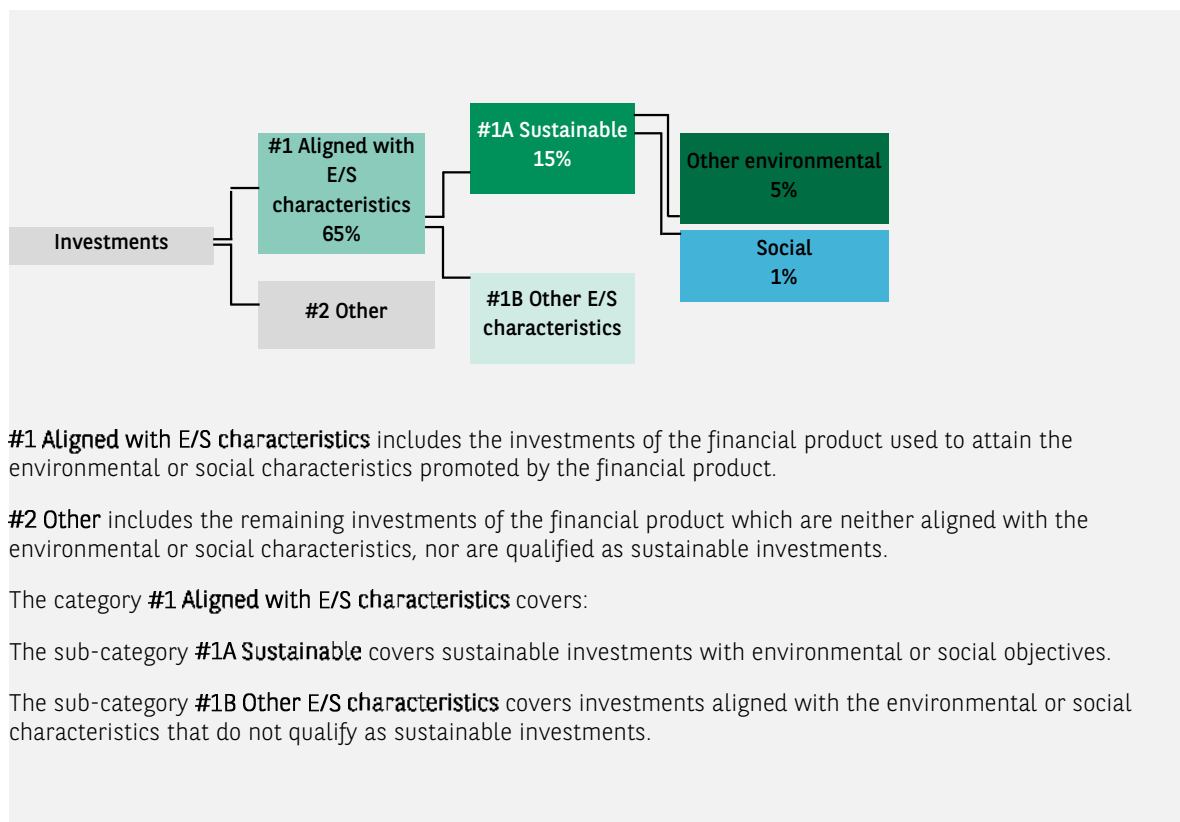
At least 65% of the investments of the financial product will be used to meet the environmental or social characteristics promoted, in accordance with the binding elements of the investment strategy of the financial product.

For the avoidance of doubt, such a proportion is solely a minimum and the exact percentage of the investments of the financial product that attained the promoted environmental or social characteristics will be available in the annual report.

The minimum proportion of sustainable investments of the financial product is 15%.

The remaining proportion of the investments is mainly used as described under the question: "What investments are included under "#2 Other", what is their purpose and are there any minimum environmental or social safeguards?"

- **turnover** reflecting the share of revenue from green activities of investee companies.
 - **capital expenditure** (CapEx) showing the green investments made by investee companies, e.g. for a transition to a green economy.
 - **operational expenditure** (OpEx) reflecting green operational activities of investee companies.



● **How does the use of derivatives attain the environmental or social characteristics promoted by the financial product?**

Financial derivative instruments may be used for efficient portfolio management, hedging and/or investment purposes, if applicable. These instruments are not used to attain the environmental or social characteristics promoted by the product.



To what minimum extent are sustainable investments with an environmental objective aligned with the EU Taxonomy?

Not applicable

● **Does the financial product invest in fossil gas and/or nuclear energy related activities that comply with the EU Taxonomy¹?**

Yes

In fossil gas In Nuclear Energy

No

¹ -Fossil gas and/or nuclear related activities will only comply with the EU Taxonomy where they contribute to limiting climate change ("climate change mitigation") and do not significantly harm any EU Taxonomy objective - see explanatory note in the left hand margin. The full criteria for fossil gas and nuclear energy economic activities that comply with the EU Taxonomy are laid down in Commission Delegated Regulation (EU) 2022/1214.

To comply with the EU Taxonomy, the criteria for **fossil gas** include limitations on emissions and switching to renewable power or low-carbon fuels by the end of 2035. For **nuclear energy**, the criteria include comprehensive safety and waste management rules.



Enabling activities directly enable other activities to make a substantial contribution to an environmental objective. **Transitional activities** are activities for which low-carbon alternatives are not yet available and among others have greenhouse gas emission levels corresponding to the best performance.

The two graphs below show in green the minimum percentage of investments that are aligned with the EU Taxonomy. As there is no appropriate methodology to determine the Taxonomy-alignment of sovereign bonds*, the first graph shows the Taxonomy-alignment in relation to all the investments of the financial product including sovereign bonds, while the second graph shows the Taxonomy-alignment only in relation to the investments of the financial product other than sovereign bonds.



* For the purpose of these graphs, 'sovereign bonds' consist of all sovereign exposures

● **What is the minimum share of investments in transitional and enabling activities?**

Not applicable

are sustainable investments with an environmental objective that **do not take into account the criteria** for environmentally sustainable economic activities under the EU Taxonomy.

● **What is the minimum share of sustainable investments with an environmental objective that are not aligned with the EU Taxonomy?**

The minimum share of sustainable investments with an environmental objective that are not aligned with the EU Taxonomy is 5%.

The minimum share is intentionally low as the objective of the investment manager is not to prevent the product from investing in taxonomy-aligned activities within the framework of the investment strategy of the product.

The Management Company is improving its Taxonomy-alignment data collection to ensure the accuracy and suitability of its Taxonomy sustainability-related disclosures. In the meantime, the financial product will invest in sustainable investments with an environmental objective that are not aligned with the EU Taxonomy.

● **What is the minimum share of socially sustainable investments?**

The minimum share of socially sustainable investments within the financial product is 1%.

● **What investments are included under '#2 Other', what is their purpose and are there any minimum environmental or social safeguards?**

The remaining proportion of the investments may include :

- The proportion of assets that are not used to meet the environmental or social characteristics promoted by the financial product. These assets are used for investment purposes, or
- Instruments which are mainly used for liquidity, efficient portfolio management, and/or hedging purposes, notably cash, deposits and derivatives

In any case, the investment manager will ensure that those investments are made while maintaining the

improvement of the ESG profile of the financial product. In addition, those investments are made in compliance with our internal processes, including the following minimum environmental or social safeguards:

- The risk management policy. The risk management policy comprises procedures as are necessary to enable the management company to assess for each financial product it manages the exposure of that product to market, liquidity, sustainability and counterparty risks. And

- The RBC policy, where applicable, through the exclusion of companies involved in controversies due to poor practices related to human and labour rights, environment, and corruption, as well as companies operating in sensitive sectors (tobacco, coal, controversial weapons, asbestos,...), as these companies are deemed to be in violation of international norms, or to cause unacceptable harm to society and/or the environment



Is a specific index designated as a reference benchmark to determine whether this financial product is aligned with the environmental and/or social characteristics that it promotes?

Reference benchmarks are indexes to measure whether the financial product attains the environmental or social characteristics that they promote.

No reference benchmark has been designated for the purpose of attaining the environmental or social characteristics promoted by the financial product.

- **How is the reference benchmark continuously aligned with each of the environmental or social characteristics promoted by the financial product?**

Not applicable

- **How is the alignment of the investment strategy with the methodology of the index ensured on a continuous basis?**

Not applicable

- **How does the designated index differ from a relevant broad market index?**

Not applicable

- **Where can the methodology used for the calculation of the designated index be found?**

Not applicable



Where can I find more product specific information online?

More product-specific information can be found on the website: <https://www.bnpparibas-am.com/> after choosing the relevant country and directly in the section 'Sustainability-related disclosures' dedicated to the product.

Template pre-contractual disclosure for the financial products referred to in Article 8, paragraphs 1, 2 and 2a, of Regulation (EU) 2019/2088 and Article 6, first paragraph, of Regulation (EU) 2020/852

Product name : **BNP PARIBAS FUNDS CHINA EQUITY**

Legal Entity Identifier : 2138000H7ZWAA6D12V59

Sustainable investment means an investment in an economic activity that contributes to an environmental or social objective, provided that the investment does not significantly harm any environmental or social objective and that the investee companies follow good governance practices.

The **EU Taxonomy** is a classification system laid down in Regulation (EU) 2020/852, establishing a list of **environmentally sustainable economic activities**. That Regulation does not lay down a list of socially sustainable economic activities. Sustainable investments with an environmental objective might be aligned with the Taxonomy or not.

Environmental and/or social characteristics

Does this financial product have a sustainable investment objective?	
<input checked="" type="radio"/> <input type="radio"/> Yes	<input checked="" type="radio"/> <input type="radio"/> No
<input type="checkbox"/> It will make a minimum of sustainable investments with an environmental objective: ____%	<input checked="" type="checkbox"/> It promotes Environmental/Social (E/S) characteristics and while it does not have as its objective a sustainable investment, it will have a minimum proportion of 15% of sustainable investments
<input type="checkbox"/> in economic activities that qualify as environmentally sustainable under the EU Taxonomy	<input type="checkbox"/> with an environmental objective in economic activities that qualify as environmentally sustainable under the EU Taxonomy
<input type="checkbox"/> in economic activities that do not qualify as environmentally sustainable under the EU Taxonomy	<input checked="" type="checkbox"/> with an environmental objective in economic activities that do not qualify as environmentally sustainable under the EU Taxonomy
<input type="checkbox"/> It will make a minimum of sustainable investments with a social objective: ____%	<input checked="" type="checkbox"/> with a social objective
	<input type="checkbox"/> It promotes E/S characteristics, but will not make any sustainable investments



What environmental and/or social characteristics are promoted by this financial product?

The financial product promotes environmental and social characteristics by assessing underlying investments against Environmental, Social, and Governance (ESG) criteria using an ESG internal proprietary methodology, and by investing in issuers that demonstrate good environmental and social practices, while implementing robust corporate governance practices within their sector of activity.

The ESG performance of an issuer is evaluated against a combination of environmental, social and governance factors which include but are not limited to:

- Environmental: energy efficiency, reduction of emissions of greenhouse gases (GHG), treatment of waste

- Social: respect of human rights and workers' rights, human resources management (workers' health and safety, diversity)
- Governance: Board of Directors independence, managers' remuneration, respect of minority shareholders rights

The exclusion criteria are applied with regard to issuers that are in violation of international norms and convention, or operate in sensitive sectors as defined by the Responsible Business Conduct Policy (RBC Policy).

Furthermore, the investment manager promotes better environmental and social outcomes through engagement with issuers and the exercise of voting rights according to the Stewardship policy, where applicable.

No reference benchmark has been designated for the purpose of attaining the environmental or social characteristics promoted by the financial product.

Sustainability indicators measure how the environmental or social characteristics promoted by the financial product are attained.

● **What sustainability indicators are used to measure the attainment of each of the environmental or social characteristics promoted by this financial product?**

The following sustainability indicators are used to measure the attainment of the environmental and social characteristics promoted by the financial product:

- The percentage of the financial product's portfolio compliant with the RBC Policy
- The percentage of the financial product's portfolio covered by ESG analysis based on the ESG internal proprietary methodology
- The weighted average ESG score of the financial product's portfolio compared to the weighted average ESG score of its investment universe, as defined in the Prospectus
- The percentage of the financial product's portfolio invested in 'sustainable investments' as defined in Article 2 (17) of the SFDR regulation

● **What are the objectives of the sustainable investments that the financial product partially intends to make and how does the sustainable investment contribute to such objectives?**

The objectives of the sustainable investments made by the financial product are to finance companies that contribute to environmental and/or social objectives through their products and services, as well as their sustainable practices.

The internal methodology, as defined in the main part of the Prospectus, integrates several criteria into its definition of sustainable investments that are considered to be core components to qualify a company as sustainable. These criteria are complementary to each other. In practice, a company must meet at least one of the criteria described below in order to be considered as contributing to an environmental or social objective:

1. A company with an economic activity aligned with the EU Taxonomy objectives. A company can be qualified as sustainable investment in case it has more than 20% of its revenues aligned with the EU Taxonomy. A company qualifying as sustainable investment through this criteria can for example contribute to the following environmental objectives: sustainable forestry, environmental restoration, sustainable manufacturing, renewable energy, water supply, sewerage, waste management and remediation, sustainable transportation, sustainable buildings, sustainable information and technology, scientific research for sustainable development;
2. A company with an economic activity contributing to one or more United Nations Sustainable Development goals (UN SDG) targets. A company can be qualified as sustainable investment in case it has more than 20% of its revenues aligned with the SDGs and less than 20% of its revenues misaligned with the UN SDGs. A company qualifying as sustainable investment through this criteria can for example contribute to the following objectives:
 - a. Environmental: sustainable agriculture, sustainable management of water and sanitation, sustainable and modern energy, sustainable economic growth, sustainable infrastructure, sustainable cities, sustainable consumption and production patterns, fight against climate change, conservation and sustainable use of oceans, seas and marine resources, protection, restoration and sustainable use of

terrestrial ecosystems, sustainable management of forests, fight against desertification, land degradation and biodiversity loss;

b. Social: no poverty, zero hunger, food security, healthy lives and well-being at all ages, inclusive and equitable quality education and lifelong learning opportunities, gender equality, women and girls empowerment, availability of water and sanitation, access to affordable, reliable and modern energy, inclusive and sustainable economic growth, full and productive employment and decent work, resilient infrastructure, inclusive and sustainable industrialization, reduced inequality, inclusive, safe and resilient cities and human settlements, peaceful and inclusive societies, access to justice and effective, accountable and inclusive institutions, global partnership for sustainable development.

3. A company operating in a high GHG emission sector that is transitioning its business model to align with the objective of maintaining the global temperature rise below 1.5°C. A company qualifying as sustainable investment through this criteria can for example contribute to the following environmental objectives: GHG emissions reduction, fight against climate change;

4. A company with best-in-class environmental or social practices compared to its peers within the relevant sector and geographical region. The E or S best performer assessment is based on the BNPP AM ESG scoring methodology. The methodology scores companies and assesses them against a peer group comprising companies in comparable sectors and geographical regions. A company with a contribution score above 10 on the Environmental or Social pillar qualifies as best performer. A company qualifying as sustainable investment through this criteria can for example contribute to the following objectives:

a. Environmental: fight against climate change, environmental risk management, sustainable management of natural resources, waste management, water management, GHG emissions reduction, renewable energy, sustainable agriculture, green infrastructure;

b. Social: health and safety, human capital management, good external stakeholder management (supply chain, contractors, data), business ethics preparedness, good corporate governance.

Green bonds, social bonds and sustainability bonds issued to support specific environmental and/or social projects are also qualified as sustainable investments provided that these debt securities receive an investment recommendation 'POSITIVE' or 'NEUTRAL' from the Sustainability Center following the issuer and underlying project assessment based on a proprietary Green/Social/Sustainability Bond Assessment methodology.

Companies identified as a sustainable investment should not significantly harm any other environmental or social objectives (the Do No Significant Harm 'DNSH' principle) and should follow good governance practices. BNP Paribas Asset Management (BNPP AM) uses its proprietary methodology to assess all companies against these requirements.

More information on the internal methodology can be found on the website of the investment manager: <https://docfinder.bnpparibas-am.com/api/files/14787511-CB33-49FC-B9B5-7E934948BE63>

● **How do the sustainable investments that the financial product partially intends to make, not cause significant harm to any environmental or social sustainable investment objective?**

Sustainable investments that the product partially intends to make should not significantly harm any environmental or social objective (DNSH Principle). In this respect, the investment manager commits to consider principal adverse impacts on sustainability factors by taking into account indicators for adverse impacts as defined in SFDR, and to not invest in companies that do not meet their fundamental obligations in line with the OECD Guidelines and the UN Guiding Principles on Business and Human Rights.

How have the indicators for adverse impacts on sustainability factors been taken into account?

The investment manager ensures that throughout its investment process, the financial product takes into all the account principal all the adverse impact indicators that are relevant to its investment strategy to select the sustainable investments that the financial product partially intends to make by systematically implementing the sustainable investment pillars defined in

Principal adverse impacts are the most significant negative impacts of investment decisions on sustainability factors relating to environmental, social and employee matters, respect for human rights, anti-corruption and anti-bribery matters.



the BNP Paribas Asset Management Global Sustainability Strategy (GSS) into its investment process : RBC policy, ESG integration guidelines, Stewardship, the forward-looking vision the '3Es' (Energy transition, Environmental sustainability, Equality & Inclusive Growth).

The RBC policy establishes a common framework across investments and economic activities that help identify industries and behaviours presenting a high risk of adverse impacts in violation of international norms. As part of the RBC Policy, sector policies provide a tailored approach to identify and prioritize principal adverse impacts based on the nature of the economic activity, and in many cases, the geography in which these economic activities take place.

The ESG Integration Guidelines includes a series of commitments, which are material to consideration of principal adverse sustainability impacts, and guides the internal ESG integration process. The proprietary ESG scoring framework includes an assessment of a number of adverse sustainability impacts caused by companies in which we invest. Outcome of this assessment may impact the valuation models as well as the portfolio construction depending on the severity and materiality of adverse impacts identified.

Thus, the Investment Manager considers principal adverse sustainability impacts throughout the investment process through the use of the internal ESG scores and construction of the portfolio with an improved ESG profile compared to its investment universe.

The Forward-looking perspective defines a set of objectives and developed performance indicators to measure how the researches, portfolios and commitments are aligned on three issues, the '3Es' (Energy transition, Environmental sustainability, Equality & inclusive growth) and thus support investment processes.

Furthermore, the Stewardship team regularly identifies adverse impacts through ongoing research, collaboration with other long-term investors, and dialogue with NGOs and other experts.

As regards the sustainable investments that the financial product intends to make, the following principal adverse sustainability impacts are taken into account:

Corporate mandatory indicators:

1. GreenHouse Gas (GHG) Emissions
2. Carbon footprint
3. GHG intensity of investee companies
4. Exposure to companies active in the fossil fuel sector
5. Share of non-renewable energy consumption and production
6. Energy consumption intensity per high impact climate sector
7. Activities negatively affecting biodiversity sensitive areas
8. Emissions to water
9. Hazardous waste ratio
10. Violations of UN Global Compact principles and Organisation for Economic Cooperation and Development (OECD) Guidelines for Multinational Enterprises
11. Lack of processes and compliance mechanisms to monitor compliance with UN Global Compact principles and OECD Guidelines for Multinational Enterprises
12. Unadjusted gender pay gap
13. Board gender diversity
14. Exposure to controversial weapons (anti-personnel mines, cluster munitions, chemical weapons and biological weapons)

Corporate voluntary indicators:

Environment

4. Investments in companies without carbon emission reduction initiatives

Social

4. Lack of a supplier code of conduct
9. Lack of a human rights policy

Sovereign mandatory indicator:

15. GHG intensity
16. Investee countries subject to social violations

More detailed information on the manner in which principal adverse impacts on sustainability factors are considered can be found in the BNP PARIBAS ASSET MANAGEMENT SFDR disclosure statement:

<https://docfinder.bnpparibas-am.com/api/files/874ADAE2-3EE7-4AD4-B0ED-84FC06E090BF>

In addition, information on how the principal adverse impacts on sustainability factors have been considered over the year will be available in the annual report of the financial product.

How are the sustainable investments aligned with the OECD Guidelines for Multinational Enterprises and the UN Guiding Principles on Business and Human Rights?

The investment universe of the financial product is periodically screened with a view to identify issuers that are potentially in violation or at risk of violation of the UN Global Compact Principles, OECD Guidelines for Multinational Enterprises and UN Guiding Principles on Business & Human Rights, including the principles and rights set out in the eight fundamental conventions identified in the Declaration of the International Labour Organisation on Fundamental Principles and Rights at Work and the International Bill of Human Rights. This assessment is conducted within the BNPP AM Sustainability Centre on the basis of internal analysis and information provided by external experts, and in consultation with BNP Paribas Group CSR Team. If an issuer is found to be in serious and repeated violations of any of the principles, it will be placed on an 'exclusion list' and will not be available for investment. Existing investments should be divested from the portfolio according to an internal procedure. If an issuer is at risk of violating any of the principles, it is placed on a 'watch list' monitored, as appropriate.

The EU Taxonomy sets out a 'do not significant harm' principle by which Taxonomy-aligned investments should not significantly harm EU Taxonomy objectives and is accompanied by specific EU criteria.

The 'do no significant harm' principle applies only to those investments underlying the financial product that take into account the EU criteria for environmentally sustainable economic activities. The investments underlying the remaining portion of this financial product do not take into account the EU criteria for environmentally sustainable economic activities.

Any other sustainable investments must also not significantly harm any environmental or social objectives.



Does this financial product consider principal adverse impacts on sustainability factors?

Yes

The product considers principal adverse impacts on sustainability factors by systematically implementing the sustainable investment pillars defined in the GSS into its investment process. These pillars are covered by firm-wide policies that set criteria to identify, consider and prioritise as well as address or mitigate adverse sustainability impacts caused by issuers.

The RBC policy establishes a common framework across investments and economic activities that help identify industries and behaviours presenting a high risk of adverse impacts in violation of international norms. As part of the RBC Policy, sector policies provide a tailored approach to identify and prioritize principal adverse impacts based on the nature of the economic activity, and in many cases, the geography in which these economic activities take place.

The ESG Integration Guidelines includes a series of commitments, which are material to consideration of principal adverse sustainability impacts, and guides the internal ESG integration process. The proprietary ESG scoring framework includes an assessment of a number of adverse sustainability impacts caused by companies in which we invest. Outcome of this assessment may impact the valuation models as well as the portfolio construction depending on the severity and materiality of adverse impacts identified.

Thus, the Investment Manager considers principal adverse sustainability impacts throughout the investment process through the use of the internal ESG scores and construction of the portfolio with an improved ESG profile compared to its investment universe.

The Forward-looking perspective defines a set of objectives and developed performance indicators to measure how the researches, portfolios and commitments are aligned on three issues, the '3Es' (Energy transition, Environmental sustainability, Equality & inclusive growth) and thus support investment processes.

Furthermore, the Stewardship team regularly identifies adverse impacts through ongoing research, collaboration with other long-term investors, and dialogue with NGOs and other experts.

Actions to address or mitigate principal adverse sustainability impacts depend on the severity and materiality of these impacts. These actions are guided by the RBC Policy, ESG Integration Guidelines, and Engagement and Voting Policy which include the following provisions :

- Exclusion of issuers that are in violation of international norms and conventions and issuers that are involved in activities presenting an unacceptable risk to society and/or the environment
- Engagement with issuers with the aim of encouraging them to improve their environmental, social and governance practices and, thus, mitigate potential adverse impacts
- In case of equity holdings, voting at Annual General Meetings of companies the portfolio is invested in to promote good governance and advance environmental and social issues
- Ensuring all securities included in the portfolio have supportive ESG research
- Managing portfolios so that their aggregate ESG score is better than the relevant benchmark or universe

Based on the above approach, and depending on the composition of the financial product's portfolio (i.e. the type of issuer), the financial product considers and addresses or mitigates the following principal adverse sustainability impacts:

Corporate mandatory indicators:

1. GreenHouse Gas (GHG) Emissions
2. Carbon footprint
3. GHG intensity of investee companies
4. Exposure to companies active in the fossil fuel sector
5. Share of non-renewable energy consumption and production
6. Energy consumption intensity per high impact climate sector



7. Activities negatively affecting biodiversity sensitive areas
8. Emissions to water
9. Hazardous waste ratio
10. Violations of UN Global Compact principles and Organisation for Economic Cooperation and Development (OECD) Guidelines for Multinational Enterprises
11. Lack of processes and compliance mechanisms to monitor compliance with UN Global Compact principles and OECD Guidelines for Multinational Enterprises
12. Unadjusted gender pay gap
13. Board gender diversity
14. Exposure to controversial weapons (anti-personnel mines, cluster munitions, chemical weapons and biological weapons)

Corporate voluntary indicators:

Environment

4. Investments in companies without carbon emission reduction initiatives

Social

4. Lack of a supplier code of conduct
9. Lack of a human rights policy

Sovereign mandatory indicator:

15. GHG intensity
16. Investee countries subject to social violations

More detailed information on the manner in which principal adverse impacts on sustainability factors are considered can be found in the BNP PARIBAS ASSET MANAGEMENT SFDR disclosure statement: <https://docfinder.bnpparibas-am.com/api/files/874ADAE2-3EE7-4AD4-BOED-84FC06E090BF>
In addition, information on how the principal adverse impacts on sustainability factors have been considered over the year will be available in the annual report of the financial product.

No



What investment strategy does this financial product follow?

The investment strategy guides investment decisions based on factors such as investment objectives and risk tolerance.

To achieve the investment objective of the financial product, the investment manager takes into account at each step of its investment process the Environmental, Social and Governance (ESG) criteria that the financial product promotes.

The investment universe of the financial product is thoroughly screened with a view to identify issuers that are in violation of the UN Global Compact Principles, OECD Guidelines for Multinational Enterprises and UN Guiding Principles on Business & Human Rights.

Then the Investment Manager integrates ESG ratings and criteria into the assessment of issuers. ESG ratings are built by BNP Paribas Asset Management's Sustainability Centre using a proprietary ESG methodology.

The investment manager constantly integrates the binding elements of the investment strategy described in the question below to construct an investment portfolio with an improved ESG profile compared to its investment universe.

Environmental, social and governance (ESG) criteria contribute to, but are not a determining factor in, the manager's decision-making.

The elements of the investment strategy to attain the environmental or social characteristics promoted by this financial product as described below are systematically integrated throughout the investment process.

- **What are the binding elements of the investment strategy used to select the investments to attain each of the environmental or social characteristics promoted by this financial product?**

- The financial product shall comply with the RBC Policy by excluding companies involved in controversies due to poor practices related to human and labor rights, environment, and corruption, as well as

companies operating in sensitive sectors (tobacco, coal, controversial weapons, asbestos,...), as these companies are deemed to be in violation of international norms, or to cause unacceptable harm to society and/or the environment.

More information on the RBC Policy, and in particular criteria relating to sectoral exclusions, can be found on the website of the investment manager: Sustainability documents - BNPP AM Corporate English (<https://www.bnpparibas-am.com/sustainability-documents/>)

- The financial product shall have the weighted average ESG score of its portfolio higher than the weighted average ESG score of its investment universe, as defined in the Prospectus

- The financial product shall have at least 75% of its assets (excluding ancillary liquid assets) covered by the ESG analysis based on the ESG internal proprietary methodology

- The financial product shall invest at least 15% of its assets in 'sustainable investments' as defined in Article 2 (17) of the SFDR regulation. Criteria to qualify an investment as 'sustainable investment' are indicated in the above question 'What are the objectives of the sustainable investments that the financial product partially intends to make and does the sustainable investments contribute to such objectives' and the quantitative and qualitative thresholds are mentioned in the main part of the Prospectus

● **What is the committed minimum rate to reduce the scope of the investments considered prior to the application of that investment strategy?**

The financial product does not commit to a reduction of the scope of investments prior to the application of its investment strategy.

● **What is the policy to assess good governance practices of the investee companies?**

The ESG scoring framework assesses corporate governance through a core set of standard key performance indicators for all sectors supplemented by sector specific metrics. The governance metrics and indicators to assess good governance practices such as sound management structures, employee relations, remuneration of staff and tax compliance include but are not limited to:

- Separation of power (e.g. Split CEO/Chair)
- Board diversity
- Executive pay (remuneration policy)
- Board Independence, and key committees independence
- Accountability of directors
- Financial expertise of the Audit Committee
- Respect of shareholders rights and absence of antitakeover devices
- The presence of appropriate policies (i.e. Bribery and corruption, whistleblower)
- Tax disclosure
- An assessment of prior negative incidents relating to governance

The ESG analysis goes beyond the framework to look at a more qualitative assessment of how the insights from our ESG model are reflected in the culture and operations of investee companies. In some cases, the ESG analysts will conduct due diligence meetings to better understand the company's approach to corporate governance.

Good governance practices include sound management structures, employee relations, remuneration of staff and tax compliance.



What is the asset allocation planned for this financial product?

Asset allocation describes the share of investments in specific assets.

At least 65% of the investments of the financial product will be used to meet the environmental or social characteristics promoted, in accordance with the binding elements of the investment strategy of the financial product.

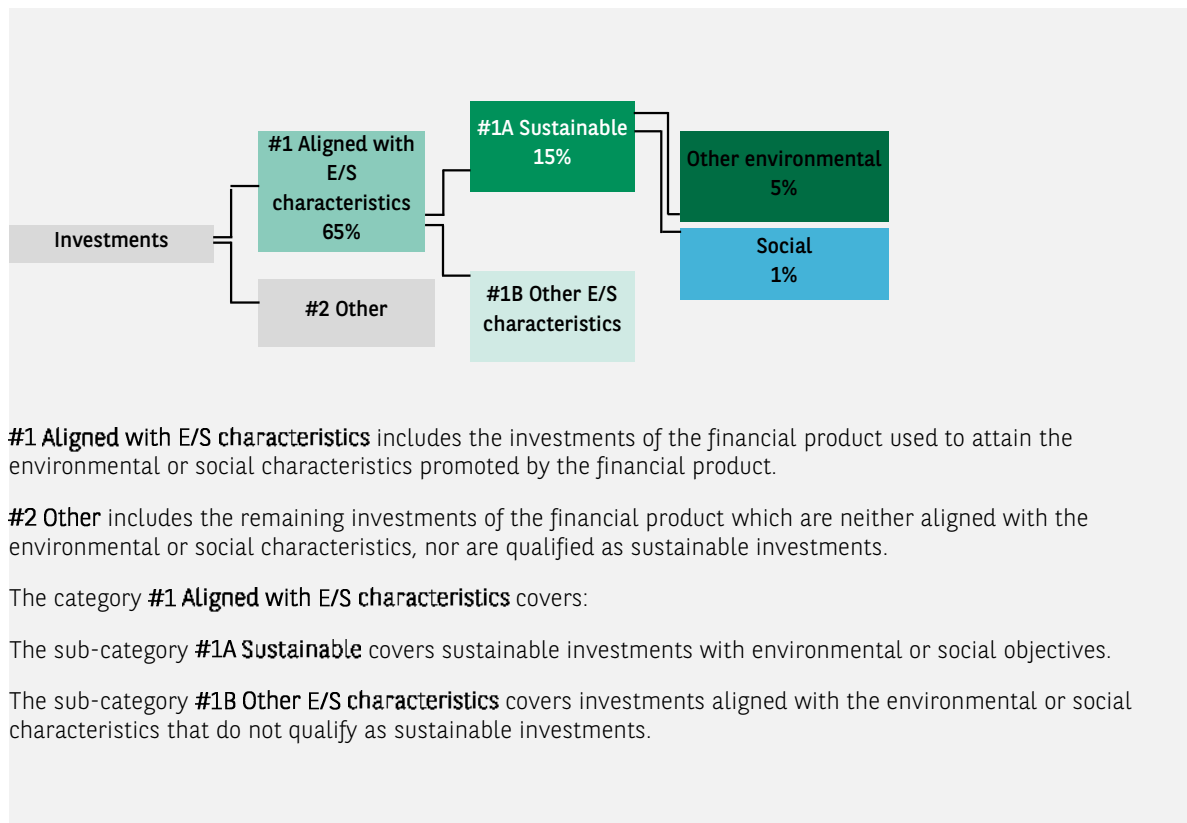
Taxonomy-aligned activities are expressed as a share of:

For the avoidance of doubt, such a proportion is solely a minimum and the exact percentage of the investments of the financial product that attained the promoted environmental or social characteristics will be available in the annual report.

The minimum proportion of sustainable investments of the financial product is 15%.

The remaining proportion of the investments is mainly used as described under the question: "What investments are included under "#2 Other", what is their purpose and are there any minimum environmental or social safeguards?"

- **turnover** reflecting the share of revenue from green activities of investee companies.
 - **capital expenditure** (CapEx) showing the green investments made by investee companies, e.g. for a transition to a green economy.
 - **operational expenditure** (OpEx) reflecting green operational activities of investee companies.



#1 Aligned with E/S characteristics includes the investments of the financial product used to attain the environmental or social characteristics promoted by the financial product.

#2 Other includes the remaining investments of the financial product which are neither aligned with the environmental or social characteristics, nor are qualified as sustainable investments.

The category **#1 Aligned with E/S characteristics** covers:

The sub-category **#1A Sustainable** covers sustainable investments with environmental or social objectives.

The sub-category **#1B Other E/S characteristics** covers investments aligned with the environmental or social characteristics that do not qualify as sustainable investments.

● **How does the use of derivatives attain the environmental or social characteristics promoted by the financial product?**

Financial derivative instruments may be used for efficient portfolio management, hedging and/or investment purposes, if applicable. These instruments are not used to attain the environmental or social characteristics promoted by the product.



To what minimum extent are sustainable investments with an environmental objective aligned with the EU Taxonomy?

Not applicable

● **Does the financial product invest in fossil gas and/or nuclear energy related activities that comply with the EU Taxonomy¹?**

Yes

In fossil gas In Nuclear Energy

No

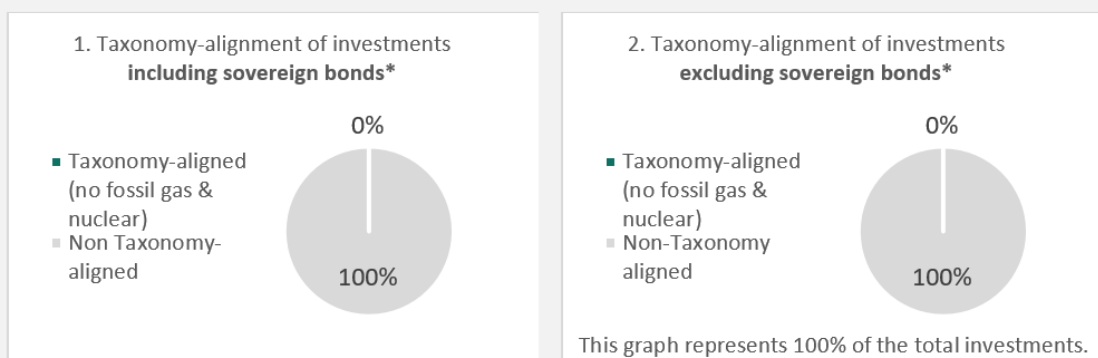
¹ - Fossil gas and/or nuclear related activities will only comply with the EU Taxonomy where they contribute to limiting climate change ("climate change mitigation") and do not significantly harm any EU Taxonomy objective - see explanatory note in the left hand margin. The full criteria for fossil gas and nuclear energy economic activities that comply with the EU Taxonomy are laid down in Commission Delegated Regulation (EU) 2022/1214.

To comply with the EU Taxonomy, the criteria for **fossil gas** include limitations on emissions and switching to renewable power or low-carbon fuels by the end of 2035. For **nuclear energy**, the criteria include comprehensive safety and waste management rules.



Enabling activities directly enable other activities to make a substantial contribution to an environmental objective. **Transitional activities** are activities for which low-carbon alternatives are not yet available and among others have greenhouse gas emission levels corresponding to the best performance.

The two graphs below show in green the minimum percentage of investments that are aligned with the EU Taxonomy. As there is no appropriate methodology to determine the Taxonomy-alignment of sovereign bonds*, the first graph shows the Taxonomy-alignment in relation to all the investments of the financial product including sovereign bonds, while the second graph shows the Taxonomy-alignment only in relation to the investments of the financial product other than sovereign bonds.



* For the purpose of these graphs, 'sovereign bonds' consist of all sovereign exposures

● **What is the minimum share of investments in transitional and enabling activities?**

Not applicable

are sustainable investments with an environmental objective that **do not take into account the criteria** for environmentally sustainable economic activities under the EU Taxonomy.

● **What is the minimum share of sustainable investments with an environmental objective that are not aligned with the EU Taxonomy?**

The minimum share of sustainable investments with an environmental objective that are not aligned with the EU Taxonomy is 5%.

The minimum share is intentionally low as the objective of the investment manager is not to prevent the product from investing in taxonomy-aligned activities within the framework of the investment strategy of the product.

The Management Company is improving its Taxonomy-alignment data collection to ensure the accuracy and suitability of its Taxonomy sustainability-related disclosures. In the meantime, the financial product will invest in sustainable investments with an environmental objective that are not aligned with the EU Taxonomy.

● **What is the minimum share of socially sustainable investments?**

The minimum share of socially sustainable investments within the financial product is 1%.

● **What investments are included under '#2 Other', what is their purpose and are there any minimum environmental or social safeguards?**

The remaining proportion of the investments may include :

- The proportion of assets that are not used to meet the environmental or social characteristics promoted by the financial product. These assets are used for investment purposes, or
- Instruments which are mainly used for liquidity, efficient portfolio management, and/or hedging purposes, notably cash, deposits and derivatives

In any case, the investment manager will ensure that those investments are made while maintaining the

improvement of the ESG profile of the financial product. In addition, those investments are made in compliance with our internal processes, including the following minimum environmental or social safeguards:

- The risk management policy. The risk management policy comprises procedures as are necessary to enable the management company to assess for each financial product it manages the exposure of that product to market, liquidity, sustainability and counterparty risks. And

- The RBC policy, where applicable, through the exclusion of companies involved in controversies due to poor practices related to human and labour rights, environment, and corruption, as well as companies operating in sensitive sectors (tobacco, coal, controversial weapons, asbestos,...), as these companies are deemed to be in violation of international norms, or to cause unacceptable harm to society and/or the environment



Is a specific index designated as a reference benchmark to determine whether this financial product is aligned with the environmental and/or social characteristics that it promotes?

Reference benchmarks are indexes to measure whether the financial product attains the environmental or social characteristics that they promote.

No reference benchmark has been designated for the purpose of attaining the environmental or social characteristics promoted by the financial product.

- **How is the reference benchmark continuously aligned with each of the environmental or social characteristics promoted by the financial product?**

Not applicable

- **How is the alignment of the investment strategy with the methodology of the index ensured on a continuous basis?**

Not applicable

- **How does the designated index differ from a relevant broad market index?**

Not applicable

- **Where can the methodology used for the calculation of the designated index be found?**

Not applicable



Where can I find more product specific information online?

More product-specific information can be found on the website: <https://www.bnpparibas-am.com/> after choosing the relevant country and directly in the section 'Sustainability-related disclosures' dedicated to the product.

Sustainable investment means an investment in an economic activity that contributes to an environmental or social objective, provided that the investment does not significantly harm any environmental or social objective and that the investee companies follow good governance practices.

The **EU Taxonomy** is a classification system laid down in Regulation (EU) 2020/852, establishing a list of **environmentally sustainable economic activities**. That Regulation does not include a list of socially sustainable economic activities. Sustainable investments with an environmental objective might be aligned with the Taxonomy or not.

SUSTAINABLE INVESTMENT OBJECTIVE

Does this financial product have a sustainable investment objective?

●● ✘ Yes	●○ □ No
<p>✘ It will make a minimum of sustainable investments with an environmental objective: 35%</p> <ul style="list-style-type: none"> ✘ in economic activities that qualify as environmentally sustainable under the EU Taxonomy ✘ in economic activities that do not qualify as environmentally sustainable under the EU Taxonomy <p>✘ It will make a minimum of sustainable investments with a social objective: 1%</p>	<p>□ It promotes Environmental/Social (E/S) characteristics and while it does not have as its objective a sustainable investment, it will have a minimum proportion of ___% of sustainable investments</p> <ul style="list-style-type: none"> □ with an environmental objective in economic activities that qualify as environmentally sustainable under the EU Taxonomy □ with an environmental objective in economic activities that do not qualify as environmentally sustainable under the EU Taxonomy □ with a social objective <p>□ It promotes E/S characteristics, but will not make any sustainable investments</p>



What is the sustainable investment objective of this financial product?

The sustainable investment objective of the BNP Paribas Climate Impact is to help or accelerate the transition to a more sustainable economy by focusing on challenges related to climate change.

At all times, this Product invests at least 75% of its assets in equities and/or equity equivalent securities, issued by global companies with business in activities focused on delivering solutions to address climate change.

These activities include, but are not limited to:

- Solutions for lessening the effects of climate change - Alternative Energy, Energy Management & Efficiency, Transport Solutions, Sustainable Food & Agriculture, Resource Efficiency & Waste Management;

- Solutions for tackling direct consequences of climate change – Energy Systems Resilience, Water Supply Resilience, Agriculture, Aquaculture & Forestry Resilience, and Other Infrastructure Resilience;
- Solutions for tackling other challenges arising out of climate change – Information & Communications (Business Continuity Solutions, and Weather Monitoring & Forecasting), Financial Services, Health Care and Other Services. Sustainable investments underlying the financial product contribute to the environmental objectives set out in Article 9 of Regulation (EU) 2020/852: climate change mitigation, climate change adaptation, the sustainable use and protection of water and marine resources, the transition to a circular economy, pollution prevention and control and/or the protection and restoration of biodiversity and ecosystems.

No reference benchmark has been designated for the purpose of attaining the sustainable investment objective of the financial product.

● ***What sustainability indicators are used to measure the attainment of the sustainable investment objective of this financial product?***

The following sustainability indicators are used to measure the attainment of the sustainable investment objective of the the financial product:

- The percentage of the financial product’s portfolio invested in companies with at least a 50% of revenue, profit or invested capital aligned with the financial product’s thematic;
- The percentage of the financial product’s portfolio compliant with the BNP Paribas Asset Management Responsible Business Conduct Policy (RBC Policy);
- The percentage of the financial product’s assets covered by the ESG analysis based on the proprietary Impax Fundamental Score ESG methodology (excluding ancillary liquid assets);
- The percentage of the financial product’s portfolio invested in “sustainable investments” as defined in Article 2 (17) of the SFDR regulation;
- The percentage of the financial product’s portfolio aggregate Revenue which is “EU Taxonomy Aligned” as defined by Regulation (EU) 2020/852.

● ***How do sustainable investments not cause significant harm to any environmental or social sustainable investment objective?***

In order to ensure that the sustainable investments that the financial product intends to make do not cause significant harm to any environmental or social sustainable objective, the financial product assesses each investment against a set of indicators of adverse impacts by conducting proprietary Fundamental ESG analysis for all portfolio holdings. The ESG analysis aims to identify the quality of governance structures, the most material environmental and social harms for a company or issuer and assesses how well these harms are addressed and managed. The Investment Manager seeks robust policies, processes, management systems and incentives as well as adequate disclosure, as applicable. Additionally, the Investment Manager assesses any past controversies identified. A proprietary aggregate ESG score is then assigned for each company or issuer taking into account the indicators as set out below, based on a qualitative judgement. Where sufficient ESG quality is not achieved, a company or issuer is excluded from the financial product’s investable universe. The Investment Manager considers it important to engage with companies and issuers and to analyse company and issuer disclosures and reports. The ESG process is proprietary to the Investment Manager, although the Investment Manager uses external ESG-research as an input.

Sustainability indicators measure how the sustainable objectives of this financial product are attained.

— — *How have the indicators for adverse impacts on sustainability factors been taken into account?*

Indicators for adverse impacts on sustainability factors have been taken into account in the Investment Manager's Fundamental ESG analysis as follows – the data considered, as prescribed by SFDR, by the Investment Manager to assess the relevant indicator is set out in the first paragraph under each indicator below:

Mandatory Indicators

GHG emissions, carbon footprint and GHG intensity of investee companies

Data considered: an investee company's absolute scope 1, 2 and 3 GHG emissions, and its enterprise value and revenue.

Companies are tiered between those providing full disclosure of Scopes 1, 2, 3 emissions across the majority of their operations; reporting across all four pillars prescribed by the Task Force on Climate related Financial Disclosures (TCFD); having set stretching short-medium term target (3+ years), as well as a Net zero/Paris Agreement aligned/Science-based long term target (10-30 years) and detailed actions plans versus those with no emission disclosure in place, no targets and no clear commitment to setting one.

Exposure to companies active in the fossil fuel sector

Data considered: an investee company's exposure to fossil fuel revenues.

The Investment Manager evaluates a company's transition to a low carbon economy by working towards ambitious science-based Paris-aligned decarbonisation targets and by strategically phasing out any fossil fuel exposure.

Share of non-renewable energy consumption and production, and energy consumption intensity per high impact climate sector

Data considered: an investee company's total energy consumption and production as well as the consumption and production from non-renewable energy sources, and an investee company's output metric as the basis of energy intensity.

Companies are tiered between those providing state of the art management processes and reporting for all environmental key issues through certified management systems referencing international or industry standards, challenging long term and interim targets relevant to key issues, relevant KPIs and reporting aligned with internationally recognised frameworks prescribed by the International Sustainability Standards Board (ISSB), the Global Reporting Initiative (GRI) and the CDP, versus companies with limited management processes and reporting, for example providing only qualitative KPIs and anecdotal disclosures.

Activities negatively affecting biodiversity-sensitive areas

Data considered an investee company's sites/operations located in or near to biodiversity-sensitive areas.

The Investment Manager uses external tools and research as well as its own proprietary analysis in assessing companies' management of nature-related harms. The Investment Manager seeks investment in companies or issuers that have addressed the harm with robust policies, processes, management systems and incentives that are scaled appropriately to the importance of the harm. Site-level geolocation data and regional exposure are not always easily available or disclosed by companies and issuers. The Investment Manager engages with companies to achieve geo-location data and to assess the potential harm at the specific locations of interest, for example highlighting habitats of IUCN Red List species (the International Union for Conservation of Nature), protected areas and key biodiversity areas in the vicinity.

Emissions to water, and hazardous waste and radioactive waste ratio

Data considered: an investee company's generated tonnes of emissions to water, and tonnes of hazardous waste and radioactive waste.

Companies are tiered between those providing state of the art management processes and reporting for all environmental key issues through certified management systems referencing international or industry standards, challenging long term and interim targets relevant to key issues, relevant KPIs and reporting aligned with internationally recognised frameworks such as ISSB, GRI and CDP, versus companies with limited management processes and reporting, for example providing only qualitative KPIs and anecdotal disclosures.

Violations of UN Global Compact principles and Organisation for Economic Cooperation and Development (OECD) Guidelines for Multinational Enterprises

Data considered: an investee company's involvement in violations of the UNGC principles or OECD Guidelines for Multinational Enterprises.

The Investment Manager screens the Product's investments against adherence to global standards such as the UN Global Compact principles and OECD Guidelines for Multinational Enterprises. An external research provider is used to support this screening activity. A company found to be in breach of these international norms and standards is excluded from the investable universe and divested. Where a company is flagged for potential breaches, the Investment Manager will monitor and seek to engage, as appropriate.

Lack of processes and compliance mechanisms to monitor compliance with UN Global Compact principles and OECD Guidelines for Multinational Enterprises

Data considered: instances where an investee company is lacking policies to monitor compliance with the UNGC Principles or OECD Guidelines.

The Investment Manager uses external tools and research to ascertain the existence/non-existence of these policies and identify those companies that do not satisfy credible policy standards in all those areas that speak to UNGC principles or the OECD Guidelines.

Unadjusted gender pay gap

Data considered: an investee company's average gross hourly earnings of male paid employees and of female paid employees as a percentage of average gross hourly earnings of male paid employees.

Companies are assessed for their pay equity through review of the pay gap, where available, alongside a broader set of KPIs related to Equality, Diversity & Inclusion (ED&I). Companies are tiered between those demonstrating state of the art management processes and those with no ED&I disclosure.

Board gender diversity

Data considered: an investee company's number of women on the board of directors and percentage of board members that are female.

Companies are assessed for their board gender diversity alongside other key roles which influence company strategy alongside a broader set of metrics related to leadership diversity. Companies are tiered between those achieving 40%-60% women on the board and in executive management as well as demonstrating diversity in key roles and those with no women on the board or in executive management.

Exposure to controversial weapons (anti-personnel mines, cluster munitions, chemical weapons and biological weapons)

Data considered: an investee company's exposure to controversial weapons through business activity and ownership.

Companies are screened by business activity in an effort to ensure, using a combination of screen activity and the Investment Manager's qualitative judgement, that they are not involved in the activity of manufacturing or of manufacturing tailor-made components, using, repairing, putting up for sale, selling, distributing, importing or exporting, storing or

transporting controversial or indiscriminate weapons such as anti-personnel mines, submunitions, inert ammunition and armour containing depleted uranium or any other industrial uranium, weapons containing white phosphorus, biological, chemical or nuclear weapons. The Investment Manager seeks to exclude all companies with any involvement in controversial weapons from investment and in addition uses qualitative judgement as part of the analysis. If the Investment Manager determines that one of these activities takes place within a subsidiary, the direct parent company is also considered to be involved in controversial weapons if it holds a majority equity interest in the subsidiary. Likewise, if one of the above-mentioned activities is determined to take place within a parent company, any majority-owned subsidiary of this parent company is also deemed to be involved.

Voluntary Indicators

Investments in companies without carbon emission reduction initiatives

Data considered: instances where an investee company is lacking of all of the following: near-term GHG reduction target, long-term GHG reduction target (10+ years), science-based GHG reduction target, Net Zero commitment.

The Investment Manager actively seeks to engage with companies to encourage the implementation of effective performance management systems, with the objective to establish GHG emissions baseline data (scope 1, 2 and 3), set science-based long-term carbon emission reduction targets with a viable action plan to deliver on these targets, and regularly report.

Water usage and recycling

Data considered: an investee company's operational water use (cubic meters of water consumed), and water management (percentage of water recycled and reused).

Companies are tiered between those providing state of the art management processes and reporting for all environmental key issues through certified management systems referencing international or industry standards, challenging long term and interim targets relevant to key issues, relevant KPIs and reporting aligned with internationally recognised frameworks such as ISSB, GRI and CDP, versus companies with limited management processes and reporting, for example providing only qualitative KPIs and anecdotal disclosures.

Number of convictions and amount of fines for violation of anti-corruption and anti-bribery laws

Data considered: an investee company's number of convictions per severity category in the past three to five years (three years for minor controversies or incidents; five years for more significant controversies or incidents).

The materiality and severity of convictions and fines for violation of anti-corruption and anti-bribery laws are reviewed as part of the Fundamental ESG analysis.

— How are the sustainable investments aligned with the OECD Guidelines for Multinational Enterprises and the UN Guiding Principles on Business and Human Rights?

The Investment Manager uses a Global Standards Screening which assesses companies' impact on stakeholders and the extent to which a company causes, contributes or is linked to violations of international norms and standards. The underlying research provides assessments covering the OECD Guidelines for Multinational Enterprises and the UN's Global Compact Principles, as well as International Labour Organization's (ILO) Conventions, and the UN Guiding Principles on Business and Human Rights (UNGPs). A company found to be in breach of these international norms and standards is excluded from the investable universe and divested. Where a company is flagged for potential breaches, the Investment Manager will monitor and seek to engage, as appropriate.



Does this financial product consider principal adverse impacts on sustainability factors?

Yes

The Product considers principal adverse impacts on sustainability factors by identifying, assessing, and managing negative effects of portfolio-related investment decisions on environmental, social and employee matters, respect for human rights, and anti-bribery & corruption matters.

The following illustrates how this exposure is intended to be managed, once identified and assessed, taking into account each of the mandatory and voluntary indicators listed above.

1. All companies and other issuers must meet financial and ESG criteria before entering the Product's list of investable companies. When all the data is gathered, an ESG report is written and a proprietary aggregate ESG score assigned. Where sufficient ESG quality is not achieved, a company or issuer is excluded from the investable universe. In cases where a company has a low ESG score, but is not deemed to cause significant harm and is not excluded, the company will have a capped position size in the portfolio, for risk management reasons. The Investment Manager does not seek to exclude a certain number or percentage of companies or issuers, but rather seeks an absolute level of ESG quality based on a qualitative judgement.

2. Bottom-up company-specific engagement: As part of the Investment Manager's ongoing, proprietary company and issuer-level ESG analysis, it identifies company and issuer-specific matters and risks and actively engages with companies and issuers about these matters. For the bottom-up, company specific engagements, the objective is typically to solve or improve the issue that has been identified as part of ESG analysis and when that objective has been achieved, move to the next objective or pause the engagement.

Top-down strategic engagement: Every year the Investment Manager assesses and outlines the engagement priorities for the next 12 months. These priorities are based on market developments and emerging sustainability issues that are considered relevant and material for companies and issuers. The Investment Manager then identifies the companies and issuers which it considers are most exposed to these topics and focuses its engagement on specific companies and issuers. For the strategic engagement areas, the Investment Manager sets up specific steps as objectives that it seeks to reach with the engagements. The strategic engagement areas have analysts assigned as leads for each of the areas of engagement.

3. Where the Investment Manager identifies unmanaged risk, and its usual management approach to engagement fails to produce positive outcomes, its Escalation Policy takes hold.

If the Investment Manager views the investee company or issuer is unresponsive to engagement or unwilling to consider alternative options posing less significant risks to shareholders, the Investment Manager will escalate the dialogue by:

- Seeking alternative or more senior contacts within the company or issuer
- Intervening or engaging together with other shareholders
- Intervening or engaging together with other institutions or organisations (multi-stakeholder)
- Highlighting the issue and/or joint engagements regarding the issue through institutional platforms and/or
- Filing or co-filing resolutions at General Meetings

If interventions are unsuccessful and the Investment Manager considers that the risk profile of the company has significantly deteriorated or company strategy/governance structures have altered because of an incident, to a degree where the return outlook and the company's strategy and quality no longer meet expectations, the company would be excluded from the investable universe and/or sold.

Information on how the principal adverse impacts on sustainability factors have been considered over the year will be available in the annual report of the financial product.

No



The investment strategy guides investment decisions based on factors such as investment objectives and risk tolerance.

What investment strategy does this financial product follow?

This Product is actively managed. The benchmark MSCI AC World (NR) is used for performance comparison only. The Product is not benchmark constrained and its performance may deviate significantly from that of the benchmark.

The Product seeks to increase the value of its assets over the medium term by investing in shares issued by global companies with business in activities focused on delivering solutions to address climate change.

These activities include, but are not limited to, solutions for lessening the effects of climate change, solutions for tackling direct consequences of climate change and solutions for tackling other challenges arising out of climate change.

It may be exposed to Mainland China by investing in China A shares via the Stock Connect.

It may be exposed to emerging markets up to 30% of its assets, including exposure to China.

The investment team applies also BNP PARIBAS ASSET MANAGEMENT's sustainable Investment Policy, which takes into account Environmental, Social and Governance (ESG) criteria such as but not limited to reduction of emissions of greenhouse gas, respect of human rights, respect of minority shareholders rights, at each step of the investment process of the Product.

The Product follows the Sustainable Thematic approach, which means that the Product invests in companies that provide products and services providing concrete solutions to specific environmental and/or social challenges, seeking to benefit from future growth anticipated in these areas while contributing capital towards the transition towards a low-carbon, inclusive economy.

The approach is implemented in order to consistently eliminate at least 20% of the investment universe being companies delivering solutions to climate change.

An extra-financial strategy may comprise methodological limitations such as the ESG Investment Risk as defined by the asset manager

The elements of the investment strategy to attain the sustainable investment objective of this financial product as described below are systematically integrated throughout the investment process.

● *What are the binding elements of the investment strategy used to select the investments to attain the sustainable investment objective?*

- The financial product shall comply with the RBC Policy by excluding companies involved in controversies due to poor practices related to human and labor rights, environment, and corruption, as well as companies operating in sensitive sectors (tobacco, coal, controversial weapons, asbestos,...), as these companies are deemed to be in violation of international norms, or to cause unacceptable harm to society and/or the environment.

More information on the RBC Policy, and in particular criteria relating to sectoral exclusions, can be found on the website of the investment manager: [Sustainability documents - BNPP AM Corporate English \(bnpparibas-am.com\)](https://www.bnpparibas-am.com).

- The financial product shall invest in companies with at least a 50% of revenues aligned with the financial product's thematic;
- The financial product shall have at least 90% of its assets (excluding ancillary liquid assets) covered by the ESG analysis based on the proprietary Impax Fundamental Score ESG methodology;
- The financial product shall invest at least 85% of its portfolio in "sustainable investments" as defined in Article 2 (17) of the SFDR regulation. Criteria to qualify an investment as "sustainable investment" and the quantitative and qualitative thresholds are indicated in the main part of the Prospectus.

- The financial product's shall invest at least 8% of its assets in companies "EU Taxonomy Aligned"

- **What is the policy to assess good governance practices of the investee companies?**

Pre investment

The Investment Manager analyses companies' governance structures taking into account what constitutes common and best global practice for governance and identifying potential outliers. Once the governance and other ESG analytical data is gathered, an ESG report is produced and a proprietary ESG score is assigned as part of the Fundamental ESG analysis as described above.

Post investment

The Investment Manager's proxy voting is predominantly related to governance issues such as the election of directors, board structures and management remuneration. When practicable, the Investment Manager seeks to engage with the investee company before voting against management's recommendation on an AGM resolution. The Investment Manager is also in dialogue with companies throughout the year to discuss and comment on proposed governance structures.

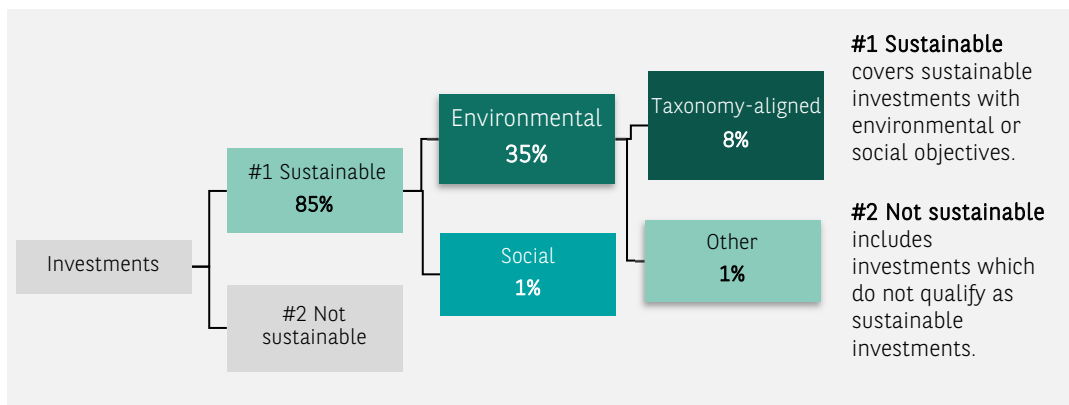
Good governance practices include sound management structures, employee relations, remuneration of staff and tax compliance.



What is the asset allocation and the minimum share of sustainable investments?

The minimum proportion of the investments used to meet the sustainable investment objective in accordance with the binding elements of its investment strategy is 85%.

Asset allocation describes the share of investments in specific assets.



#1 Sustainable covers sustainable investments with environmental or social objectives.

#2 Not sustainable includes investments which do not qualify as sustainable investments.

Taxonomy-aligned activities are expressed as a share of:

- **turnover** reflecting the share of revenue from green activities of investee companies
- **capital expenditure** (CapEx) showing the green investments made by investee companies, e.g. for a transition to a green economy.
- **operational expenditure** (OpEx) reflecting green operational activities of investee companies.

- **How does the use of derivatives attain the sustainable investment objective?**

Financial derivative instruments may be used for hedging and/or efficient portfolio management and/or investment purposes, if applicable. Either these instruments are not used to attain the sustainable investment objective of the product or they are aligned with the sustainable investment objective of the financial product.



To what minimum extent are sustainable investments with an environmental objective aligned with the EU Taxonomy?

The extent to which sustainable investments with an environmental objective contribute to the environmental objectives set out in Article 9 of Regulation (EU) 2020/852; climate change

mitigation, climate change adaptation, the sustainable use and protection of water and marine resources, the transition to a circular economy, pollution prevention and control and/or the protection and restoration of biodiversity and ecosystems and are aligned with the EU Taxonomy are disclosed in the two graphs below in the document.

The Management Company is improving its Taxonomy-alignment data collection to ensure the accuracy and suitability of its Taxonomy sustainability-related disclosures. Further subsequent prospectus and taxonomy-alignment commitments updates will be made accordingly.

Economic activities that are not recognised by the Taxonomy Regulation are not necessarily environmentally harmful or unsustainable. In addition, all activities that can make a substantial contribution to environmental as well as social objectives are not yet part of the Taxonomy Regulation.

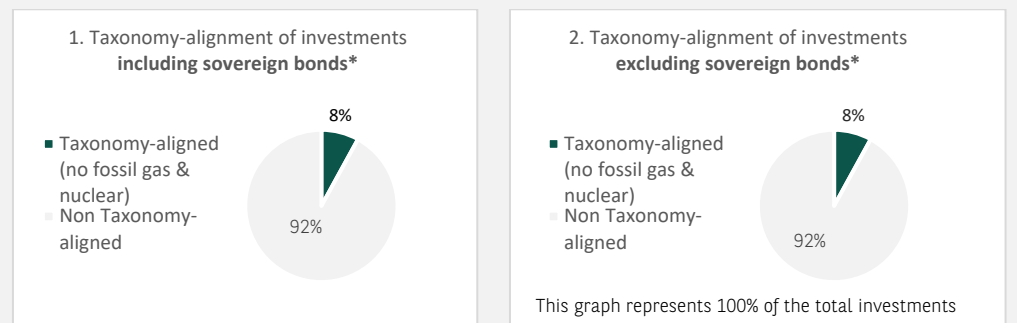
● **Does the financial product invest in fossil gas and/or nuclear energy related activities that comply with the EU Taxonomy¹?**

Yes:

In fossil gas In nuclear energy

No

The two graphs below show in green the minimum percentage of investments that are aligned with the EU Taxonomy. As there is no appropriate methodology to determine the taxonomy-alignment of sovereign bonds, the first graph shows the Taxonomy alignment in relation to all the investments of the financial product including sovereign bonds, while the second graph shows the Taxonomy alignment only in relation to the investments of the financial product other than sovereign bonds.*



● **What is the minimum share of investments in transitional and enabling activities?**

Not applicable.

¹ Fossil gas and/or nuclear related activities will only comply with the EU Taxonomy where they contribute to limiting climate change ("climate change mitigation") and do not significantly harm an EU Taxonomy objective –see explanatory note in the left hand margin. The full criteria for fossil gas and nuclear energy economic activities that comply with the EU Taxonomy are laid down in Commission Delegated Regulation (EU) 2022/1214.

To comply with the EU Taxonomy, the criteria for **fossil gas** include limitations on emissions and switching to renewable power or low-carbon fuels by the end of 2035. For **nuclear energy**, the criteria include comprehensive safety and waste management rules.

Enabling activities directly enable other activities to make a substantial contribution to an environmental objective.

Transitional activities are activities for which low-carbon alternatives are not yet available and among others have greenhouse gas emission levels corresponding to the best performance.



What is the minimum share of sustainable investments with an environmental objective that are not aligned with the EU Taxonomy?

The minimum share of sustainable investments with an environmental objective that are not aligned with the EU Taxonomy is 1%.

The objective of the investment manager is not to prevent the product from investing in taxonomy-aligned activities within the framework of the investment strategy of the product.

The Management Company is improving its Taxonomy-alignment data collection to ensure the accuracy and suitability of its Taxonomy sustainability-related disclosures. In the meantime, the financial product will invest in sustainable investments with an environmental objective that are not aligned with the EU Taxonomy.



What is the minimum share of sustainable investments with a social objective?

The minimum share of socially sustainable investments within the financial product is 1%.



What investments are included under “#2 Not sustainable”, what is their purpose and are there any minimum environmental or social safeguards?

The remaining proportion of the investments is made in instruments used for liquidity and/or hedging purposes, such as cash, deposits and derivatives.

The investment manager will ensure that those investments are made while maintaining the sustainable investment objective of the financial product. In addition, those investments are made in compliance with our internal processes, including the following minimum environmental or social safeguards:

- the risk management policy. The risk management policy comprises procedures as are necessary to enable the management company to assess for each financial product it manages the exposure of that product to market, liquidity, sustainability and counterparty risks. And
- the RBC policy, where applicable, through the exclusion of companies involved in controversies due to poor practices related to human and labour rights, environment, and corruption, as well as companies operating in sensitive sectors (tobacco, coal, controversial weapons, asbestos,...), as these companies are deemed to be in violation of international norms, or to cause unacceptable harm to society and/or the environment.



Is a specific index designated as a reference benchmark to meet the sustainable investment objective?

No reference benchmark has been designated for the purpose of attaining the sustainable investment objective of the financial product.

- *How does the reference benchmark take into account sustainability factors in a way that is continuously aligned with the sustainable investment objective?*

Not applicable

are environmentally sustainable investments that **do not take into account the criteria** for environmentally sustainable economic activities under the EU Taxonomy.

Reference benchmarks are indexes to measure whether the financial product attains the sustainable investment objective.

- *How is the alignment of the investment strategy with the methodology of the index ensured on a continuous basis?*

Not applicable

- *How does the designated index differ from a relevant broad market index?*

Not applicable

- *Where can the methodology used for the calculation of the designated index be found?*

Not applicable



Where can I find more product specific information online?

More product-specific information can be found on the website: www.bnpparibas-am.com after choosing the relevant country and directly in the section "Sustainability-related disclosures" dedicated to the product.

Template pre-contractual disclosure for the financial products referred to in Article 8, paragraphs 1, 2 and 2a, of Regulation (EU) 2019/2088 and Article 6, first paragraph, of Regulation (EU) 2020/852

Product name : **BNP PARIBAS FUNDS CONSUMER INNOVATORS**

Legal Entity Identifier : 549300QLX13Z66W9N16

Sustainable investment means an investment in an economic activity that contributes to an environmental or social objective, provided that the investment does not significantly harm any environmental or social objective and that the investee companies follow good governance practices.

The **EU Taxonomy** is a classification system laid down in Regulation (EU) 2020/852, establishing a list of **environmentally sustainable economic activities**. That Regulation does not lay down a list of socially sustainable economic activities. Sustainable investments with an environmental objective might be aligned with the Taxonomy or not.

Environmental and/or social characteristics

Does this financial product have a sustainable investment objective?	
<input checked="" type="radio"/> <input type="radio"/> Yes	<input checked="" type="radio"/> <input type="radio"/> No
<input type="checkbox"/> It will make a minimum of sustainable investments with an environmental objective: ____%	<input checked="" type="checkbox"/> It promotes Environmental/Social (E/S) characteristics and while it does not have as its objective a sustainable investment, it will have a minimum proportion of 30% of sustainable investments
<input type="checkbox"/> in economic activities that qualify as environmentally sustainable under the EU Taxonomy	<input type="checkbox"/> with an environmental objective in economic activities that qualify as environmentally sustainable under the EU Taxonomy
<input type="checkbox"/> in economic activities that do not qualify as environmentally sustainable under the EU Taxonomy	<input checked="" type="checkbox"/> with an environmental objective in economic activities that do not qualify as environmentally sustainable under the EU Taxonomy
<input type="checkbox"/> It will make a minimum of sustainable investments with a social objective: ____%	<input checked="" type="checkbox"/> with a social objective
	<input type="checkbox"/> It promotes E/S characteristics, but will not make any sustainable investments



What environmental and/or social characteristics are promoted by this financial product?

The financial product promotes environmental and social characteristics by assessing underlying investments against Environmental, Social, and Governance (ESG) criteria using an ESG internal proprietary methodology, and by investing in issuers that demonstrate good environmental and social practices, while implementing robust corporate governance practices within their sector of activity.

The ESG performance of an issuer is evaluated against a combination of environmental, social and governance factors which include but are not limited to:

- Environmental: energy efficiency, reduction of emissions of greenhouse gases (GHG), treatment of waste

- Social: respect of human rights and workers' rights, human resources management (workers' health and safety, diversity)
- Governance: Board of Directors independence, managers' remuneration, respect of minority shareholders rights

The exclusion criteria are applied with regard to issuers that are in violation of international norms and convention, or operate in sensitive sectors as defined by the Responsible Business Conduct Policy (RBC Policy).

Furthermore, the investment manager promotes better environmental and social outcomes through engagement with issuers and the exercise of voting rights according to the Stewardship policy, where applicable.

No reference benchmark has been designated for the purpose of attaining the environmental or social characteristics promoted by the financial product.

Sustainability indicators measure how the environmental or social characteristics promoted by the financial product are attained.

● **What sustainability indicators are used to measure the attainment of each of the environmental or social characteristics promoted by this financial product?**

The following sustainability indicators are used to measure the attainment of the environmental and social characteristics promoted by the financial product:

- The percentage of the financial product's portfolio compliant with the RBC Policy
- The percentage of the financial product's portfolio covered by ESG analysis based on the ESG internal proprietary methodology
- The weighted average ESG score of the financial product's portfolio compared to the weighted average ESG score of its investment universe, as defined in the Prospectus
- The percentage of the financial product's portfolio invested in 'sustainable investments' as defined in Article 2 (17) of the SFDR regulation

● **What are the objectives of the sustainable investments that the financial product partially intends to make and how does the sustainable investment contribute to such objectives?**

The objectives of the sustainable investments made by the financial product are to finance companies that contribute to environmental and/or social objectives through their products and services, as well as their sustainable practices.

The internal methodology, as defined in the main part of the Prospectus, integrates several criteria into its definition of sustainable investments that are considered to be core components to qualify a company as sustainable. These criteria are complementary to each other. In practice, a company must meet at least one of the criteria described below in order to be considered as contributing to an environmental or social objective:

1. A company with an economic activity aligned with the EU Taxonomy objectives. A company can be qualified as sustainable investment in case it has more than 20% of its revenues aligned with the EU Taxonomy. A company qualifying as sustainable investment through this criteria can for example contribute to the following environmental objectives: sustainable forestry, environmental restoration, sustainable manufacturing, renewable energy, water supply, sewerage, waste management and remediation, sustainable transportation, sustainable buildings, sustainable information and technology, scientific research for sustainable development;
2. A company with an economic activity contributing to one or more United Nations Sustainable Development goals (UN SDG) targets. A company can be qualified as sustainable investment in case it has more than 20% of its revenues aligned with the SDGs and less than 20% of its revenues misaligned with the UN SDGs. A company qualifying as sustainable investment through this criteria can for example contribute to the following objectives:
 - a. Environmental: sustainable agriculture, sustainable management of water and sanitation, sustainable and modern energy, sustainable economic growth, sustainable infrastructure, sustainable cities, sustainable consumption and production patterns, fight against climate change, conservation and sustainable use of oceans, seas and marine resources, protection, restoration and sustainable use of

terrestrial ecosystems, sustainable management of forests, fight against desertification, land degradation and biodiversity loss;

b. Social: no poverty, zero hunger, food security, healthy lives and well-being at all ages, inclusive and equitable quality education and lifelong learning opportunities, gender equality, women and girls empowerment, availability of water and sanitation, access to affordable, reliable and modern energy, inclusive and sustainable economic growth, full and productive employment and decent work, resilient infrastructure, inclusive and sustainable industrialization, reduced inequality, inclusive, safe and resilient cities and human settlements, peaceful and inclusive societies, access to justice and effective, accountable and inclusive institutions, global partnership for sustainable development.

3. A company operating in a high GHG emission sector that is transitioning its business model to align with the objective of maintaining the global temperature rise below 1.5°C. A company qualifying as sustainable investment through this criteria can for example contribute to the following environmental objectives: GHG emissions reduction, fight against climate change;

4. A company with best-in-class environmental or social practices compared to its peers within the relevant sector and geographical region. The E or S best performer assessment is based on the BNPP AM ESG scoring methodology. The methodology scores companies and assesses them against a peer group comprising companies in comparable sectors and geographical regions. A company with a contribution score above 10 on the Environmental or Social pillar qualifies as best performer. A company qualifying as sustainable investment through this criteria can for example contribute to the following objectives:

a. Environmental: fight against climate change, environmental risk management, sustainable management of natural resources, waste management, water management, GHG emissions reduction, renewable energy, sustainable agriculture, green infrastructure;

b. Social: health and safety, human capital management, good external stakeholder management (supply chain, contractors, data), business ethics preparedness, good corporate governance.

Green bonds, social bonds and sustainability bonds issued to support specific environmental and/or social projects are also qualified as sustainable investments provided that these debt securities receive an investment recommendation 'POSITIVE' or 'NEUTRAL' from the Sustainability Center following the issuer and underlying project assessment based on a proprietary Green/Social/Sustainability Bond Assessment methodology.

Companies identified as a sustainable investment should not significantly harm any other environmental or social objectives (the Do No Significant Harm 'DNSH' principle) and should follow good governance practices. BNP Paribas Asset Management (BNPP AM) uses its proprietary methodology to assess all companies against these requirements.

More information on the internal methodology can be found on the website of the investment manager: <https://docfinder.bnpparibas-am.com/api/files/14787511-CB33-49FC-B9B5-7E934948BE63>

● **How do the sustainable investments that the financial product partially intends to make, not cause significant harm to any environmental or social sustainable investment objective?**

Sustainable investments that the product partially intends to make should not significantly harm any environmental or social objective (DNSH Principle). In this respect, the investment manager commits to consider principal adverse impacts on sustainability factors by taking into account indicators for adverse impacts as defined in SFDR, and to not invest in companies that do not meet their fundamental obligations in line with the OECD Guidelines and the UN Guiding Principles on Business and Human Rights.

How have the indicators for adverse impacts on sustainability factors been taken into account?

The investment manager ensures that throughout its investment process, the financial product takes into all the account principal all the adverse impact indicators that are relevant to its investment strategy to select the sustainable investments that the financial product partially intends to make by systematically implementing the sustainable investment pillars defined in

Principal adverse impacts are the most significant negative impacts of investment decisions on sustainability factors relating to environmental, social and employee matters, respect for human rights, anti-corruption and anti-bribery matters.



the BNP Paribas Asset Management Global Sustainability Strategy (GSS) into its investment process : RBC policy, ESG integration guidelines, Stewardship, the forward-looking vision the '3Es' (Energy transition, Environmental sustainability, Equality & Inclusive Growth).

The RBC policy establishes a common framework across investments and economic activities that help identify industries and behaviours presenting a high risk of adverse impacts in violation of international norms. As part of the RBC Policy, sector policies provide a tailored approach to identify and prioritize principal adverse impacts based on the nature of the economic activity, and in many cases, the geography in which these economic activities take place.

The ESG Integration Guidelines includes a series of commitments, which are material to consideration of principal adverse sustainability impacts, and guides the internal ESG integration process. The proprietary ESG scoring framework includes an assessment of a number of adverse sustainability impacts caused by companies in which we invest. Outcome of this assessment may impact the valuation models as well as the portfolio construction depending on the severity and materiality of adverse impacts identified.

Thus, the Investment Manager considers principal adverse sustainability impacts throughout the investment process through the use of the internal ESG scores and construction of the portfolio with an improved ESG profile compared to its investment universe.

The Forward-looking perspective defines a set of objectives and developed performance indicators to measure how the researches, portfolios and commitments are aligned on three issues, the '3Es' (Energy transition, Environmental sustainability, Equality & inclusive growth) and thus support investment processes.

Furthermore, the Stewardship team regularly identifies adverse impacts through ongoing research, collaboration with other long-term investors, and dialogue with NGOs and other experts.

As regards the sustainable investments that the financial product intends to make, the following principal adverse sustainability impacts are taken into account:

Corporate mandatory indicators:

1. GreenHouse Gas (GHG) Emissions
2. Carbon footprint
3. GHG intensity of investee companies
4. Exposure to companies active in the fossil fuel sector
5. Share of non-renewable energy consumption and production
6. Energy consumption intensity per high impact climate sector
7. Activities negatively affecting biodiversity sensitive areas
8. Emissions to water
9. Hazardous waste ratio
10. Violations of UN Global Compact principles and Organisation for Economic Cooperation and Development (OECD) Guidelines for Multinational Enterprises
11. Lack of processes and compliance mechanisms to monitor compliance with UN Global Compact principles and OECD Guidelines for Multinational Enterprises
12. Unadjusted gender pay gap
13. Board gender diversity
14. Exposure to controversial weapons (anti-personnel mines, cluster munitions, chemical weapons and biological weapons)

Corporate voluntary indicators:

Environment

4. Investments in companies without carbon emission reduction initiatives

Social

4. Lack of a supplier code of conduct
9. Lack of a human rights policy

Sovereign mandatory indicator:

15. GHG intensity
16. Investee countries subject to social violations

More detailed information on the manner in which principal adverse impacts on sustainability factors are considered can be found in the BNP PARIBAS ASSET MANAGEMENT SFDR disclosure statement:

<https://docfinder.bnpparibas-am.com/api/files/874ADAE2-3EE7-4AD4-B0ED-84FC06E090BF>

In addition, information on how the principal adverse impacts on sustainability factors have been considered over the year will be available in the annual report of the financial product.

How are the sustainable investments aligned with the OECD Guidelines for Multinational Enterprises and the UN Guiding Principles on Business and Human Rights?

The investment universe of the financial product is periodically screened with a view to identify issuers that are potentially in violation or at risk of violation of the UN Global Compact Principles, OECD Guidelines for Multinational Enterprises and UN Guiding Principles on Business & Human Rights, including the principles and rights set out in the eight fundamental conventions identified in the Declaration of the International Labour Organisation on Fundamental Principles and Rights at Work and the International Bill of Human Rights. This assessment is conducted within the BNPP AM Sustainability Centre on the basis of internal analysis and information provided by external experts, and in consultation with BNP Paribas Group CSR Team. If an issuer is found to be in serious and repeated violations of any of the principles, it will be placed on an 'exclusion list' and will not be available for investment. Existing investments should be divested from the portfolio according to an internal procedure. If an issuer is at risk of violating any of the principles, it is placed on a 'watch list' monitored, as appropriate.

The EU Taxonomy sets out a 'do not significant harm' principle by which Taxonomy-aligned investments should not significantly harm EU Taxonomy objectives and is accompanied by specific EU criteria.

The 'do no significant harm' principle applies only to those investments underlying the financial product that take into account the EU criteria for environmentally sustainable economic activities. The investments underlying the remaining portion of this financial product do not take into account the EU criteria for environmentally sustainable economic activities.

Any other sustainable investments must also not significantly harm any environmental or social objectives.



Does this financial product consider principal adverse impacts on sustainability factors?

Yes

The product considers principal adverse impacts on sustainability factors by systematically implementing the sustainable investment pillars defined in the GSS into its investment process. These pillars are covered by firm-wide policies that set criteria to identify, consider and prioritise as well as address or mitigate adverse sustainability impacts caused by issuers.

The RBC policy establishes a common framework across investments and economic activities that help identify industries and behaviours presenting a high risk of adverse impacts in violation of international norms. As part of the RBC Policy, sector policies provide a tailored approach to identify and prioritize principal adverse impacts based on the nature of the economic activity, and in many cases, the geography in which these economic activities take place.

The ESG Integration Guidelines includes a series of commitments, which are material to consideration of principal adverse sustainability impacts, and guides the internal ESG integration process. The proprietary ESG scoring framework includes an assessment of a number of adverse sustainability impacts caused by companies in which we invest. Outcome of this assessment may impact the valuation models as well as the portfolio construction depending on the severity and materiality of adverse impacts identified.

Thus, the Investment Manager considers principal adverse sustainability impacts throughout the investment process through the use of the internal ESG scores and construction of the portfolio with an improved ESG profile compared to its investment universe.

The Forward-looking perspective defines a set of objectives and developed performance indicators to measure how the researches, portfolios and commitments are aligned on three issues, the '3Es' (Energy transition, Environmental sustainability, Equality & inclusive growth) and thus support investment processes.

Furthermore, the Stewardship team regularly identifies adverse impacts through ongoing research, collaboration with other long-term investors, and dialogue with NGOs and other experts.

Actions to address or mitigate principal adverse sustainability impacts depend on the severity and materiality of these impacts. These actions are guided by the RBC Policy, ESG Integration Guidelines, and Engagement and Voting Policy which include the following provisions :

- Exclusion of issuers that are in violation of international norms and conventions and issuers that are involved in activities presenting an unacceptable risk to society and/or the environment
- Engagement with issuers with the aim of encouraging them to improve their environmental, social and governance practices and, thus, mitigate potential adverse impacts
- In case of equity holdings, voting at Annual General Meetings of companies the portfolio is invested in to promote good governance and advance environmental and social issues
- Ensuring all securities included in the portfolio have supportive ESG research
- Managing portfolios so that their aggregate ESG score is better than the relevant benchmark or universe

Based on the above approach, and depending on the composition of the financial product's portfolio (i.e. the type of issuer), the financial product considers and addresses or mitigates the following principal adverse sustainability impacts:

Corporate mandatory indicators:

1. GreenHouse Gas (GHG) Emissions
2. Carbon footprint
3. GHG intensity of investee companies
4. Exposure to companies active in the fossil fuel sector
5. Share of non-renewable energy consumption and production
6. Energy consumption intensity per high impact climate sector



7. Activities negatively affecting biodiversity sensitive areas
8. Emissions to water
9. Hazardous waste ratio
10. Violations of UN Global Compact principles and Organisation for Economic Cooperation and Development (OECD) Guidelines for Multinational Enterprises
11. Lack of processes and compliance mechanisms to monitor compliance with UN Global Compact principles and OECD Guidelines for Multinational Enterprises
12. Unadjusted gender pay gap
13. Board gender diversity
14. Exposure to controversial weapons (anti-personnel mines, cluster munitions, chemical weapons and biological weapons)

Corporate voluntary indicators:

Environment

4. Investments in companies without carbon emission reduction initiatives

Social

4. Lack of a supplier code of conduct
9. Lack of a human rights policy

Sovereign mandatory indicator:

15. GHG intensity
16. Investee countries subject to social violations

More detailed information on the manner in which principal adverse impacts on sustainability factors are considered can be found in the BNP PARIBAS ASSET MANAGEMENT SFDR disclosure statement: <https://docfinder.bnpparibas-am.com/api/files/874ADAE2-3EE7-4AD4-BOED-84FC06E090BF>
In addition, information on how the principal adverse impacts on sustainability factors have been considered over the year will be available in the annual report of the financial product.

No



What investment strategy does this financial product follow?

The investment strategy guides investment decisions based on factors such as investment objectives and risk tolerance.

To achieve the investment objective of the financial product, the investment manager takes into account at each step of its investment process the Environmental, Social and Governance (ESG) criteria that the financial product promotes.

The investment universe of the financial product is thoroughly screened with a view to identify issuers that are in violation of the UN Global Compact Principles, OECD Guidelines for Multinational Enterprises and UN Guiding Principles on Business & Human Rights.

Then the Investment Manager integrates ESG ratings and criteria into the assessment of issuers. ESG ratings are built by BNP Paribas Asset Management's Sustainability Centre using a proprietary ESG methodology.

The investment manager constantly integrates the binding elements of the investment strategy described in the question below to construct an investment portfolio with an improved ESG profile compared to its investment universe.

Environmental, social and governance (ESG) criteria contribute to, but are not a determining factor in, the manager's decision-making.

The elements of the investment strategy to attain the environmental or social characteristics promoted by this financial product as described below are systematically integrated throughout the investment process.

- **What are the binding elements of the investment strategy used to select the investments to attain each of the environmental or social characteristics promoted by this financial product?**

- The financial product shall comply with the RBC Policy by excluding companies involved in controversies due to poor practices related to human and labor rights, environment, and corruption, as well as

companies operating in sensitive sectors (tobacco, coal, controversial weapons, asbestos,...), as these companies are deemed to be in violation of international norms, or to cause unacceptable harm to society and/or the environment.

More information on the RBC Policy, and in particular criteria relating to sectoral exclusions, can be found on the website of the investment manager: Sustainability documents - BNPP AM Corporate English (<https://www.bnpparibas-am.com/sustainability-documents/>)

- The financial product shall have the weighted average ESG score of its portfolio higher than the weighted average ESG score of its investment universe, as defined in the Prospectus
- The financial product shall have at least 90% of its assets (excluding ancillary liquid assets) covered by the ESG analysis based on the ESG internal proprietary methodology
- The financial product shall invest at least 30% of its assets in 'sustainable investments' as defined in Article 2 (17) of the SFDR regulation. Criteria to qualify an investment as 'sustainable investment' are indicated in the above question 'What are the objectives of the sustainable investments that the financial product partially intends to make and does the sustainable investments contribute to such objectives' and the quantitative and qualitative thresholds are mentioned in the main part of the Prospectus

● **What is the committed minimum rate to reduce the scope of the investments considered prior to the application of that investment strategy?**

The financial product does not commit to a reduction of the scope of investments prior to the application of its investment strategy.

● **What is the policy to assess good governance practices of the investee companies?**

The ESG scoring framework assesses corporate governance through a core set of standard key performance indicators for all sectors supplemented by sector specific metrics. The governance metrics and indicators to assess good governance practices such as sound management structures, employee relations, remuneration of staff and tax compliance include but are not limited to:

- Separation of power (e.g. Split CEO/Chair)
- Board diversity
- Executive pay (remuneration policy)
- Board Independence, and key committees independence
- Accountability of directors
- Financial expertise of the Audit Committee
- Respect of shareholders rights and absence of antitakeover devices
- The presence of appropriate policies (i.e. Bribery and corruption, whistleblower)
- Tax disclosure
- An assessment of prior negative incidents relating to governance

The ESG analysis goes beyond the framework to look at a more qualitative assessment of how the insights from our ESG model are reflected in the culture and operations of investee companies. In some cases, the ESG analysts will conduct due diligence meetings to better understand the company's approach to corporate governance.

Good governance practices include sound management structures, employee relations, remuneration of staff and tax compliance.



What is the asset allocation planned for this financial product?

Asset allocation describes the share of investments in specific assets.

At least 80% of the investments of the financial product will be used to meet the environmental or social characteristics promoted, in accordance with the binding elements of the investment strategy of the financial product.

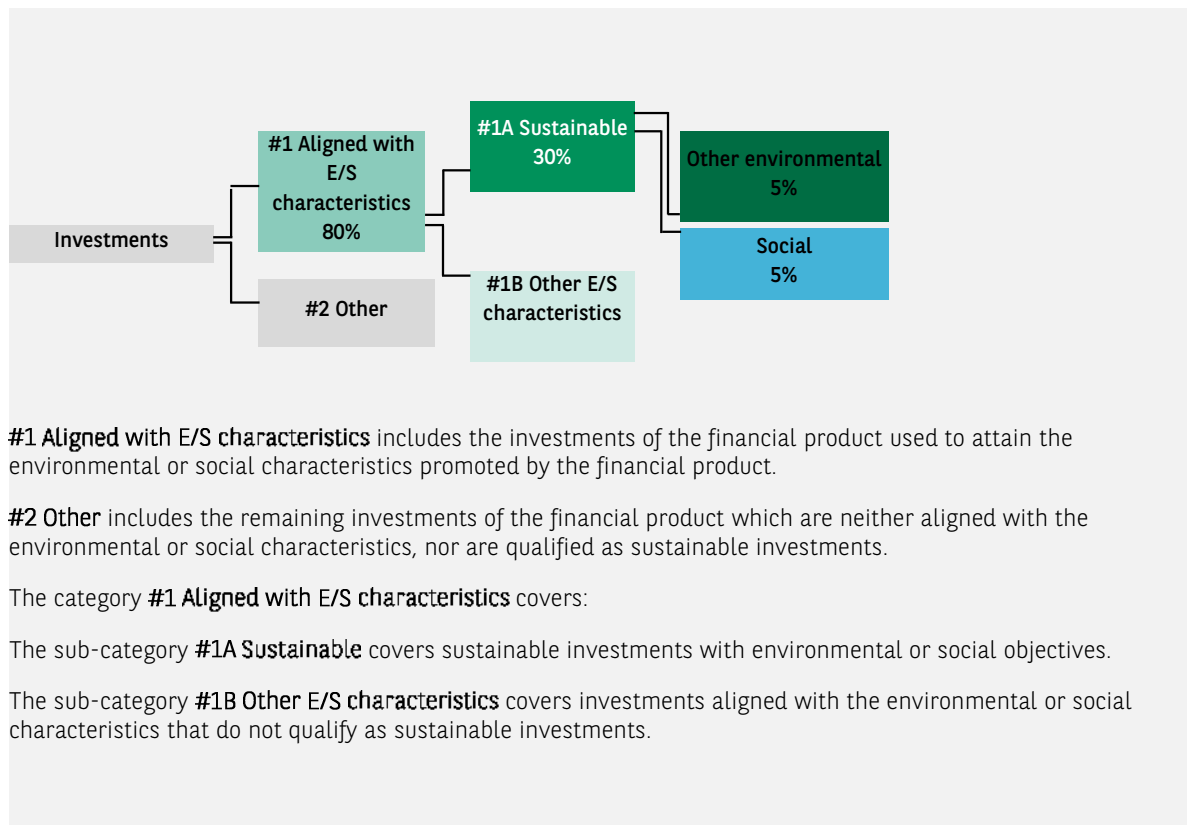
Taxonomy-aligned activities are expressed as a share of:

For the avoidance of doubt, such a proportion is solely a minimum and the exact percentage of the investments of the financial product that attained the promoted environmental or social characteristics will be available in the annual report.

The minimum proportion of sustainable investments of the financial product is 30%.

The remaining proportion of the investments is mainly used as described under the question: "What investments are included under "#2 Other", what is their purpose and are there any minimum environmental or social safeguards?"

- **turnover** reflecting the share of revenue from green activities of investee companies.
 - **capital expenditure** (CapEx) showing the green investments made by investee companies, e.g. for a transition to a green economy.
 - **operational expenditure** (OpEx) reflecting green operational activities of investee companies.



● **How does the use of derivatives attain the environmental or social characteristics promoted by the financial product?**

Financial derivative instruments may be used for efficient portfolio management, hedging and/or investment purposes, if applicable. These instruments are not used to attain the environmental or social characteristics promoted by the product.



To what minimum extent are sustainable investments with an environmental objective aligned with the EU Taxonomy?

Not applicable

● **Does the financial product invest in fossil gas and/or nuclear energy related activities that comply with the EU Taxonomy¹?**

Yes

In fossil gas In Nuclear Energy

No

¹ - Fossil gas and/or nuclear related activities will only comply with the EU Taxonomy where they contribute to limiting climate change ("climate change mitigation") and do not significantly harm any EU Taxonomy objective - see explanatory note in the left hand margin. The full criteria for fossil gas and nuclear energy economic activities that comply with the EU Taxonomy are laid down in Commission Delegated Regulation (EU) 2022/1214.

Enabling activities directly enable other activities to make a substantial contribution to an environmental objective. **Transitional activities** are activities for which low-carbon alternatives are not yet available and among others have greenhouse gas emission levels corresponding to the best performance.

The two graphs below show in green the minimum percentage of investments that are aligned with the EU Taxonomy. As there is no appropriate methodology to determine the Taxonomy-alignment of sovereign bonds*, the first graph shows the Taxonomy-alignment in relation to all the investments of the financial product including sovereign bonds, while the second graph shows the Taxonomy-alignment only in relation to the investments of the financial product other than sovereign bonds.



* For the purpose of these graphs, 'sovereign bonds' consist of all sovereign exposures

● **What is the minimum share of investments in transitional and enabling activities?**

Not applicable

are sustainable investments with an environmental objective that **do not take into account the criteria** for environmentally sustainable economic activities under the EU Taxonomy.

● **What is the minimum share of sustainable investments with an environmental objective that are not aligned with the EU Taxonomy?**

The minimum share of sustainable investments with an environmental objective that are not aligned with the EU Taxonomy is 5%.

The minimum share is intentionally low as the objective of the investment manager is not to prevent the product from investing in taxonomy-aligned activities within the framework of the investment strategy of the product.

The Management Company is improving its Taxonomy-alignment data collection to ensure the accuracy and suitability of its Taxonomy sustainability-related disclosures. In the meantime, the financial product will invest in sustainable investments with an environmental objective that are not aligned with the EU Taxonomy.

● **What is the minimum share of socially sustainable investments?**

The minimum share of socially sustainable investments within the financial product is 5%.

● **What investments are included under '#2 Other', what is their purpose and are there any minimum environmental or social safeguards?**

The remaining proportion of the investments may include :

- The proportion of assets that are not used to meet the environmental or social characteristics promoted by the financial product. These assets are used for investment purposes, or
- Instruments which are mainly used for liquidity, efficient portfolio management, and/or hedging purposes, notably cash, deposits and derivatives

In any case, the investment manager will ensure that those investments are made while maintaining the

improvement of the ESG profile of the financial product. In addition, those investments are made in compliance with our internal processes, including the following minimum environmental or social safeguards:

- The risk management policy. The risk management policy comprises procedures as are necessary to enable the management company to assess for each financial product it manages the exposure of that product to market, liquidity, sustainability and counterparty risks. And

- The RBC policy, where applicable, through the exclusion of companies involved in controversies due to poor practices related to human and labour rights, environment, and corruption, as well as companies operating in sensitive sectors (tobacco, coal, controversial weapons, asbestos,...), as these companies are deemed to be in violation of international norms, or to cause unacceptable harm to society and/or the environment



Is a specific index designated as a reference benchmark to determine whether this financial product is aligned with the environmental and/or social characteristics that it promotes?

Reference benchmarks are indexes to measure whether the financial product attains the environmental or social characteristics that they promote.

No reference benchmark has been designated for the purpose of attaining the environmental or social characteristics promoted by the financial product.

- **How is the reference benchmark continuously aligned with each of the environmental or social characteristics promoted by the financial product?**

Not applicable

- **How is the alignment of the investment strategy with the methodology of the index ensured on a continuous basis?**

Not applicable

- **How does the designated index differ from a relevant broad market index?**

Not applicable

- **Where can the methodology used for the calculation of the designated index be found?**

Not applicable



Where can I find more product specific information online?

More product-specific information can be found on the website: <https://www.bnpparibas-am.com/> after choosing the relevant country and directly in the section 'Sustainability-related disclosures' dedicated to the product.

Template pre-contractual disclosure for the financial products referred to in Article 8, paragraphs 1, 2 and 2a, of Regulation (EU) 2019/2088 and Article 6, first paragraph, of Regulation (EU) 2020/852

Sustainable investment means an investment in an economic activity that contributes to an environmental or social objective, provided that the investment does not significantly harm any environmental or social objective and that the investee companies follow good governance practices.

The **EU Taxonomy** is a classification system laid down in Regulation (EU) 2020/852, establishing a list of **environmentally sustainable economic activities**. That Regulation does not lay down a list of socially sustainable economic activities. Sustainable investments with an environmental objective might be aligned with the Taxonomy or not.

Product name : **BNP PARIBAS FUNDS DISRUPTIVE TECHNOLOGY**

Legal Entity Identifier : 2138004CX3USCVHG2V51

Environmental and/or social characteristics

Does this financial product have a sustainable investment objective?	
<input checked="" type="radio"/> <input type="radio"/> Yes	<input checked="" type="radio"/> <input type="radio"/> No
<input type="checkbox"/> It will make a minimum of sustainable investments with an environmental objective: ____%	<input checked="" type="checkbox"/> It promotes Environmental/Social (E/S) characteristics and while it does not have as its objective a sustainable investment, it will have a minimum proportion of 30% of sustainable investments
<input type="checkbox"/> in economic activities that qualify as environmentally sustainable under the EU Taxonomy	<input type="checkbox"/> with an environmental objective in economic activities that qualify as environmentally sustainable under the EU Taxonomy
<input type="checkbox"/> in economic activities that do not qualify as environmentally sustainable under the EU Taxonomy	<input checked="" type="checkbox"/> with an environmental objective in economic activities that do not qualify as environmentally sustainable under the EU Taxonomy
<input type="checkbox"/> It will make a minimum of sustainable investments with a social objective: ____%	<input checked="" type="checkbox"/> with a social objective
	<input type="checkbox"/> It promotes E/S characteristics, but will not make any sustainable investments



What environmental and/or social characteristics are promoted by this financial product?

The financial product promotes environmental and social characteristics by assessing underlying investments against Environmental, Social, and Governance (ESG) criteria using an ESG internal proprietary methodology, and by investing in issuers that demonstrate good environmental and social practices, while implementing robust corporate governance practices within their sector of activity.

The ESG performance of an issuer is evaluated against a combination of environmental, social and governance factors which include but are not limited to:

- Environmental: energy efficiency, reduction of emissions of greenhouse gases (GHG), treatment of waste

- Social: respect of human rights and workers' rights, human resources management (workers' health and safety, diversity)
- Governance: Board of Directors independence, managers' remuneration, respect of minority shareholders rights

The exclusion criteria are applied with regard to issuers that are in violation of international norms and convention, or operate in sensitive sectors as defined by the Responsible Business Conduct Policy (RBC Policy).

Furthermore, the investment manager promotes better environmental and social outcomes through engagement with issuers and the exercise of voting rights according to the Stewardship policy, where applicable.

No reference benchmark has been designated for the purpose of attaining the environmental or social characteristics promoted by the financial product.

Sustainability indicators measure how the environmental or social characteristics promoted by the financial product are attained.

● **What sustainability indicators are used to measure the attainment of each of the environmental or social characteristics promoted by this financial product?**

The following sustainability indicators are used to measure the attainment of the environmental and social characteristics promoted by the financial product:

- The percentage of the financial product's portfolio compliant with the RBC Policy
- The percentage of the financial product's portfolio covered by ESG analysis based on the ESG internal proprietary methodology
- The weighted average ESG score of the financial product's portfolio compared to the weighted average ESG score of its investment universe, as defined in the Prospectus
- The percentage of the financial product's portfolio invested in 'sustainable investments' as defined in Article 2 (17) of the SFDR regulation

● **What are the objectives of the sustainable investments that the financial product partially intends to make and how does the sustainable investment contribute to such objectives?**

The objectives of the sustainable investments made by the financial product are to finance companies that contribute to environmental and/or social objectives through their products and services, as well as their sustainable practices.

The internal methodology, as defined in the main part of the Prospectus, integrates several criteria into its definition of sustainable investments that are considered to be core components to qualify a company as sustainable. These criteria are complementary to each other. In practice, a company must meet at least one of the criteria described below in order to be considered as contributing to an environmental or social objective:

1. A company with an economic activity aligned with the EU Taxonomy objectives. A company can be qualified as sustainable investment in case it has more than 20% of its revenues aligned with the EU Taxonomy. A company qualifying as sustainable investment through this criteria can for example contribute to the following environmental objectives: sustainable forestry, environmental restoration, sustainable manufacturing, renewable energy, water supply, sewerage, waste management and remediation, sustainable transportation, sustainable buildings, sustainable information and technology, scientific research for sustainable development;
2. A company with an economic activity contributing to one or more United Nations Sustainable Development goals (UN SDG) targets. A company can be qualified as sustainable investment in case it has more than 20% of its revenues aligned with the SDGs and less than 20% of its revenues misaligned with the UN SDGs. A company qualifying as sustainable investment through this criteria can for example contribute to the following objectives:
 - a. Environmental: sustainable agriculture, sustainable management of water and sanitation, sustainable and modern energy, sustainable economic growth, sustainable infrastructure, sustainable cities, sustainable consumption and production patterns, fight against climate change, conservation and sustainable use of oceans, seas and marine resources, protection, restoration and sustainable use of

terrestrial ecosystems, sustainable management of forests, fight against desertification, land degradation and biodiversity loss;

b. Social: no poverty, zero hunger, food security, healthy lives and well-being at all ages, inclusive and equitable quality education and lifelong learning opportunities, gender equality, women and girls empowerment, availability of water and sanitation, access to affordable, reliable and modern energy, inclusive and sustainable economic growth, full and productive employment and decent work, resilient infrastructure, inclusive and sustainable industrialization, reduced inequality, inclusive, safe and resilient cities and human settlements, peaceful and inclusive societies, access to justice and effective, accountable and inclusive institutions, global partnership for sustainable development.

3. A company operating in a high GHG emission sector that is transitioning its business model to align with the objective of maintaining the global temperature rise below 1.5°C. A company qualifying as sustainable investment through this criteria can for example contribute to the following environmental objectives: GHG emissions reduction, fight against climate change;

4. A company with best-in-class environmental or social practices compared to its peers within the relevant sector and geographical region. The E or S best performer assessment is based on the BNPP AM ESG scoring methodology. The methodology scores companies and assesses them against a peer group comprising companies in comparable sectors and geographical regions. A company with a contribution score above 10 on the Environmental or Social pillar qualifies as best performer. A company qualifying as sustainable investment through this criteria can for example contribute to the following objectives:

a. Environmental: fight against climate change, environmental risk management, sustainable management of natural resources, waste management, water management, GHG emissions reduction, renewable energy, sustainable agriculture, green infrastructure;

b. Social: health and safety, human capital management, good external stakeholder management (supply chain, contractors, data), business ethics preparedness, good corporate governance.

Green bonds, social bonds and sustainability bonds issued to support specific environmental and/or social projects are also qualified as sustainable investments provided that these debt securities receive an investment recommendation 'POSITIVE' or 'NEUTRAL' from the Sustainability Center following the issuer and underlying project assessment based on a proprietary Green/Social/Sustainability Bond Assessment methodology.

Companies identified as a sustainable investment should not significantly harm any other environmental or social objectives (the Do No Significant Harm 'DNSH' principle) and should follow good governance practices. BNP Paribas Asset Management (BNPP AM) uses its proprietary methodology to assess all companies against these requirements.

More information on the internal methodology can be found on the website of the investment manager: <https://docfinder.bnpparibas-am.com/api/files/14787511-CB33-49FC-B9B5-7E934948BE63>

● **How do the sustainable investments that the financial product partially intends to make, not cause significant harm to any environmental or social sustainable investment objective?**

Sustainable investments that the product partially intends to make should not significantly harm any environmental or social objective (DNSH Principle). In this respect, the investment manager commits to consider principal adverse impacts on sustainability factors by taking into account indicators for adverse impacts as defined in SFDR, and to not invest in companies that do not meet their fundamental obligations in line with the OECD Guidelines and the UN Guiding Principles on Business and Human Rights.

How have the indicators for adverse impacts on sustainability factors been taken into account?

The investment manager ensures that throughout its investment process, the financial product takes into account principal all the adverse impact indicators that are relevant to its investment strategy to select the sustainable investments that the financial product partially intends to make by systematically implementing the sustainable investment pillars defined in

Principal adverse impacts are the most significant negative impacts of investment decisions on sustainability factors relating to environmental, social and employee matters, respect for human rights, anti-corruption and anti-bribery matters.

the BNP Paribas Asset Management Global Sustainability Strategy (GSS) into its investment process : RBC policy, ESG integration guidelines, Stewardship, the forward-looking vision the '3Es' (Energy transition, Environmental sustainability, Equality & Inclusive Growth).

The RBC policy establishes a common framework across investments and economic activities that help identify industries and behaviours presenting a high risk of adverse impacts in violation of international norms. As part of the RBC Policy, sector policies provide a tailored approach to identify and prioritize principal adverse impacts based on the nature of the economic activity, and in many cases, the geography in which these economic activities take place.

The ESG Integration Guidelines includes a series of commitments, which are material to consideration of principal adverse sustainability impacts, and guides the internal ESG integration process. The proprietary ESG scoring framework includes an assessment of a number of adverse sustainability impacts caused by companies in which we invest. Outcome of this assessment may impact the valuation models as well as the portfolio construction depending on the severity and materiality of adverse impacts identified.

Thus, the Investment Manager considers principal adverse sustainability impacts throughout the investment process through the use of the internal ESG scores and construction of the portfolio with an improved ESG profile compared to its investment universe.

The Forward-looking perspective defines a set of objectives and developed performance indicators to measure how the researches, portfolios and commitments are aligned on three issues, the '3Es' (Energy transition, Environmental sustainability, Equality & inclusive growth) and thus support investment processes.

Furthermore, the Stewardship team regularly identifies adverse impacts through ongoing research, collaboration with other long-term investors, and dialogue with NGOs and other experts.

As regards the sustainable investments that the financial product intends to make, the following principal adverse sustainability impacts are taken into account:

Corporate mandatory indicators:

1. GreenHouse Gas (GHG) Emissions
2. Carbon footprint
3. GHG intensity of investee companies
4. Exposure to companies active in the fossil fuel sector
5. Share of non-renewable energy consumption and production
6. Energy consumption intensity per high impact climate sector
7. Activities negatively affecting biodiversity sensitive areas
8. Emissions to water
9. Hazardous waste ratio
10. Violations of UN Global Compact principles and Organisation for Economic Cooperation and Development (OECD) Guidelines for Multinational Enterprises
11. Lack of processes and compliance mechanisms to monitor compliance with UN Global Compact principles and OECD Guidelines for Multinational Enterprises
12. Unadjusted gender pay gap
13. Board gender diversity
14. Exposure to controversial weapons (anti-personnel mines, cluster munitions, chemical weapons and biological weapons)

Corporate voluntary indicators:

Environment

4. Investments in companies without carbon emission reduction initiatives

Social

4. Lack of a supplier code of conduct
9. Lack of a human rights policy

Sovereign mandatory indicator:

15. GHG intensity
16. Investee countries subject to social violations

More detailed information on the manner in which principal adverse impacts on sustainability factors are considered can be found in the BNP PARIBAS ASSET MANAGEMENT SFDR disclosure statement:

<https://docfinder.bnpparibas-am.com/api/files/874ADAE2-3EE7-4AD4-B0ED-84FC06E090BF>

In addition, information on how the principal adverse impacts on sustainability factors have been considered over the year will be available in the annual report of the financial product.

How are the sustainable investments aligned with the OECD Guidelines for Multinational Enterprises and the UN Guiding Principles on Business and Human Rights?

The investment universe of the financial product is periodically screened with a view to identify issuers that are potentially in violation or at risk of violation of the UN Global Compact Principles, OECD Guidelines for Multinational Enterprises and UN Guiding Principles on Business & Human Rights, including the principles and rights set out in the eight fundamental conventions identified in the Declaration of the International Labour Organisation on Fundamental Principles and Rights at Work and the International Bill of Human Rights. This assessment is conducted within the BNPP AM Sustainability Centre on the basis of internal analysis and information provided by external experts, and in consultation with BNP Paribas Group CSR Team. If an issuer is found to be in serious and repeated violations of any of the principles, it will be placed on an 'exclusion list' and will not be available for investment. Existing investments should be divested from the portfolio according to an internal procedure. If an issuer is at risk of violating any of the principles, it is placed on a 'watch list' monitored, as appropriate.

The EU Taxonomy sets out a 'do not significant harm' principle by which Taxonomy-aligned investments should not significantly harm EU Taxonomy objectives and is accompanied by specific EU criteria.

The 'do no significant harm' principle applies only to those investments underlying the financial product that take into account the EU criteria for environmentally sustainable economic activities. The investments underlying the remaining portion of this financial product do not take into account the EU criteria for environmentally sustainable economic activities.

Any other sustainable investments must also not significantly harm any environmental or social objectives.



Does this financial product consider principal adverse impacts on sustainability factors?

Yes

The product considers principal adverse impacts on sustainability factors by systematically implementing the sustainable investment pillars defined in the GSS into its investment process. These pillars are covered by firm-wide policies that set criteria to identify, consider and prioritise as well as address or mitigate adverse sustainability impacts caused by issuers.

The RBC policy establishes a common framework across investments and economic activities that help identify industries and behaviours presenting a high risk of adverse impacts in violation of international norms. As part of the RBC Policy, sector policies provide a tailored approach to identify and prioritize principal adverse impacts based on the nature of the economic activity, and in many cases, the geography in which these economic activities take place.

The ESG Integration Guidelines includes a series of commitments, which are material to consideration of principal adverse sustainability impacts, and guides the internal ESG integration process. The proprietary ESG scoring framework includes an assessment of a number of adverse sustainability impacts caused by companies in which we invest. Outcome of this assessment may impact the valuation models as well as the portfolio construction depending on the severity and materiality of adverse impacts identified.

Thus, the Investment Manager considers principal adverse sustainability impacts throughout the investment process through the use of the internal ESG scores and construction of the portfolio with an improved ESG profile compared to its investment universe.

The Forward-looking perspective defines a set of objectives and developed performance indicators to measure how the researches, portfolios and commitments are aligned on three issues, the '3Es' (Energy transition, Environmental sustainability, Equality & inclusive growth) and thus support investment processes.

Furthermore, the Stewardship team regularly identifies adverse impacts through ongoing research, collaboration with other long-term investors, and dialogue with NGOs and other experts.

Actions to address or mitigate principal adverse sustainability impacts depend on the severity and materiality of these impacts. These actions are guided by the RBC Policy, ESG Integration Guidelines, and Engagement and Voting Policy which include the following provisions :

- Exclusion of issuers that are in violation of international norms and conventions and issuers that are involved in activities presenting an unacceptable risk to society and/or the environment
- Engagement with issuers with the aim of encouraging them to improve their environmental, social and governance practices and, thus, mitigate potential adverse impacts
- In case of equity holdings, voting at Annual General Meetings of companies the portfolio is invested in to promote good governance and advance environmental and social issues
- Ensuring all securities included in the portfolio have supportive ESG research
- Managing portfolios so that their aggregate ESG score is better than the relevant benchmark or universe

Based on the above approach, and depending on the composition of the financial product's portfolio (i.e. the type of issuer), the financial product considers and addresses or mitigates the following principal adverse sustainability impacts:

Corporate mandatory indicators:

1. GreenHouse Gas (GHG) Emissions
2. Carbon footprint
3. GHG intensity of investee companies
4. Exposure to companies active in the fossil fuel sector
5. Share of non-renewable energy consumption and production
6. Energy consumption intensity per high impact climate sector



7. Activities negatively affecting biodiversity sensitive areas
8. Emissions to water
9. Hazardous waste ratio
10. Violations of UN Global Compact principles and Organisation for Economic Cooperation and Development (OECD) Guidelines for Multinational Enterprises
11. Lack of processes and compliance mechanisms to monitor compliance with UN Global Compact principles and OECD Guidelines for Multinational Enterprises
12. Unadjusted gender pay gap
13. Board gender diversity
14. Exposure to controversial weapons (anti-personnel mines, cluster munitions, chemical weapons and biological weapons)

Corporate voluntary indicators:

Environment

4. Investments in companies without carbon emission reduction initiatives

Social

4. Lack of a supplier code of conduct
9. Lack of a human rights policy

Sovereign mandatory indicator:

15. GHG intensity
16. Investee countries subject to social violations

More detailed information on the manner in which principal adverse impacts on sustainability factors are considered can be found in the BNP PARIBAS ASSET MANAGEMENT SFDR disclosure statement: <https://docfinder.bnpparibas-am.com/api/files/874ADAE2-3EE7-4AD4-BOED-84FC06E090BF>
In addition, information on how the principal adverse impacts on sustainability factors have been considered over the year will be available in the annual report of the financial product.

No



What investment strategy does this financial product follow?

The investment strategy guides investment decisions based on factors such as investment objectives and risk tolerance.

To achieve the investment objective of the financial product, the investment manager takes into account at each step of its investment process the Environmental, Social and Governance (ESG) criteria that the financial product promotes.

The investment universe of the financial product is thoroughly screened with a view to identify issuers that are in violation of the UN Global Compact Principles, OECD Guidelines for Multinational Enterprises and UN Guiding Principles on Business & Human Rights.

Then the Investment Manager integrates ESG ratings and criteria into the assessment of issuers. ESG ratings are built by BNP Paribas Asset Management's Sustainability Centre using a proprietary ESG methodology.

The investment manager constantly integrates the binding elements of the investment strategy described in the question below to construct an investment portfolio with an improved ESG profile compared to its investment universe.

Environmental, social and governance (ESG) criteria contribute to, but are not a determining factor in, the manager's decision-making.

The elements of the investment strategy to attain the environmental or social characteristics promoted by this financial product as described below are systematically integrated throughout the investment process.

- **What are the binding elements of the investment strategy used to select the investments to attain each of the environmental or social characteristics promoted by this financial product?**

- The financial product shall comply with the RBC Policy by excluding companies involved in controversies due to poor practices related to human and labor rights, environment, and corruption, as well as



companies operating in sensitive sectors (tobacco, coal, controversial weapons, asbestos,...), as these companies are deemed to be in violation of international norms, or to cause unacceptable harm to society and/or the environment.

More information on the RBC Policy, and in particular criteria relating to sectoral exclusions, can be found on the website of the investment manager: Sustainability documents - BNPP AM Corporate English (<https://www.bnpparibas-am.com/sustainability-documents/>)

- The financial product shall have the weighted average ESG score of its portfolio higher than the weighted average ESG score of its investment universe, as defined in the Prospectus
- The financial product shall have at least 90% of its assets (excluding ancillary liquid assets) covered by the ESG analysis based on the ESG internal proprietary methodology
- The financial product shall invest at least 30% of its assets in 'sustainable investments' as defined in Article 2 (17) of the SFDR regulation. Criteria to qualify an investment as 'sustainable investment' are indicated in the above question 'What are the objectives of the sustainable investments that the financial product partially intends to make and does the sustainable investments contribute to such objectives' and the quantitative and qualitative thresholds are mentioned in the main part of the Prospectus

● **What is the committed minimum rate to reduce the scope of the investments considered prior to the application of that investment strategy?**

The financial product does not commit to a reduction of the scope of investments prior to the application of its investment strategy.

● **What is the policy to assess good governance practices of the investee companies?**

The ESG scoring framework assesses corporate governance through a core set of standard key performance indicators for all sectors supplemented by sector specific metrics. The governance metrics and indicators to assess good governance practices such as sound management structures, employee relations, remuneration of staff and tax compliance include but are not limited to:

- Separation of power (e.g. Split CEO/Chair)
- Board diversity
- Executive pay (remuneration policy)
- Board Independence, and key committees independence
- Accountability of directors
- Financial expertise of the Audit Committee
- Respect of shareholders rights and absence of antitakeover devices
- The presence of appropriate policies (i.e. Bribery and corruption, whistleblower)
- Tax disclosure
- An assessment of prior negative incidents relating to governance

The ESG analysis goes beyond the framework to look at a more qualitative assessment of how the insights from our ESG model are reflected in the culture and operations of investee companies. In some cases, the ESG analysts will conduct due diligence meetings to better understand the company's approach to corporate governance.

Good governance practices include sound management structures, employee relations, remuneration of staff and tax compliance.



What is the asset allocation planned for this financial product?

Asset allocation describes the share of investments in specific assets.

At least 80% of the investments of the financial product will be used to meet the environmental or social characteristics promoted, in accordance with the binding elements of the investment strategy of the financial product.

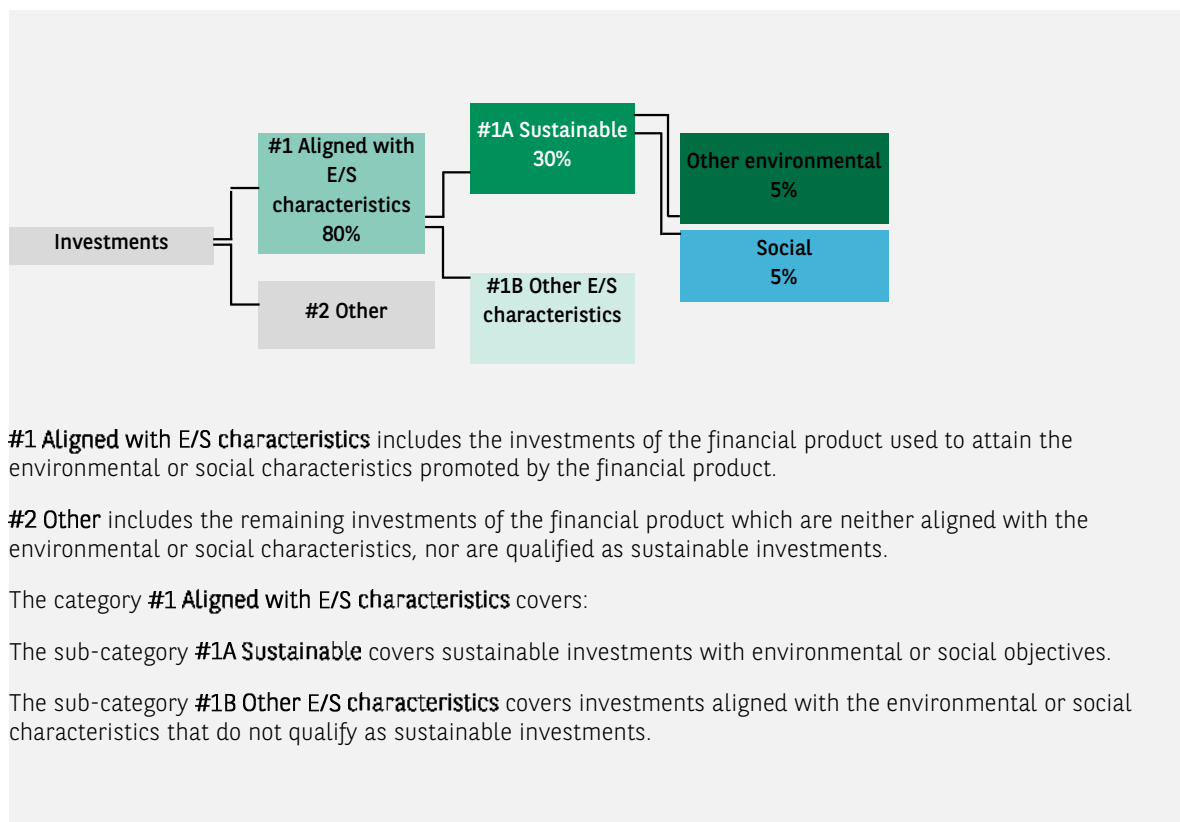
Taxonomy-aligned activities are expressed as a share of:

For the avoidance of doubt, such a proportion is solely a minimum and the exact percentage of the investments of the financial product that attained the promoted environmental or social characteristics will be available in the annual report.

The minimum proportion of sustainable investments of the financial product is 30%.


The remaining proportion of the investments is mainly used as described under the question: "What investments are included under "#2 Other", what is their purpose and are there any minimum environmental or social safeguards?"

- **turnover** reflecting the share of revenue from green activities of investee companies.
 - **capital expenditure** (CapEx) showing the green investments made by investee companies, e.g. for a transition to a green economy.
 - **operational expenditure** (OpEx) reflecting green operational activities of investee companies.



● **How does the use of derivatives attain the environmental or social characteristics promoted by the financial product?**

Financial derivative instruments may be used for efficient portfolio management, hedging and/or investment purposes, if applicable. These instruments are not used to attain the environmental or social characteristics promoted by the product.

 **To what minimum extent are sustainable investments with an environmental objective aligned with the EU Taxonomy?**

Not applicable

● **Does the financial product invest in fossil gas and/or nuclear energy related activities that comply with the EU Taxonomy¹?**

Yes

In fossil gas In Nuclear Energy

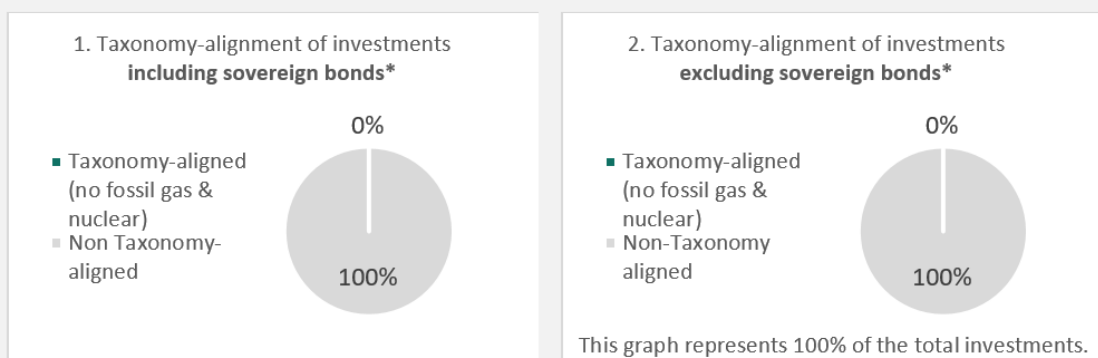
No

¹ - Fossil gas and/or nuclear related activities will only comply with the EU Taxonomy where they contribute to limiting climate change ("climate change mitigation") and do not significantly harm any EU Taxonomy objective - see explanatory note in the left hand margin. The full criteria for fossil gas and nuclear energy economic activities that comply with the EU Taxonomy are laid down in Commission Delegated Regulation (EU) 2022/1214.

To comply with the EU Taxonomy, the criteria for **fossil gas** include limitations on emissions and switching to renewable power or low-carbon fuels by the end of 2035. For **nuclear energy**, the criteria include comprehensive safety and waste management rules.

Enabling activities directly enable other activities to make a substantial contribution to an environmental objective. **Transitional activities** are activities for which low-carbon alternatives are not yet available and among others have greenhouse gas emission levels corresponding to the best performance.

The two graphs below show in green the minimum percentage of investments that are aligned with the EU Taxonomy. As there is no appropriate methodology to determine the Taxonomy-alignment of sovereign bonds*, the first graph shows the Taxonomy-alignment in relation to all the investments of the financial product including sovereign bonds, while the second graph shows the Taxonomy-alignment only in relation to the investments of the financial product other than sovereign bonds.



* For the purpose of these graphs, 'sovereign bonds' consist of all sovereign exposures

● **What is the minimum share of investments in transitional and enabling activities?**

Not applicable

are sustainable investments with an environmental objective that **do not take into account the criteria** for environmentally sustainable economic activities under the EU Taxonomy.

● **What is the minimum share of sustainable investments with an environmental objective that are not aligned with the EU Taxonomy?**

The minimum share of sustainable investments with an environmental objective that are not aligned with the EU Taxonomy is 5%.

The minimum share is intentionally low as the objective of the investment manager is not to prevent the product from investing in taxonomy-aligned activities within the framework of the investment strategy of the product.

The Management Company is improving its Taxonomy-alignment data collection to ensure the accuracy and suitability of its Taxonomy sustainability-related disclosures. In the meantime, the financial product will invest in sustainable investments with an environmental objective that are not aligned with the EU Taxonomy.

● **What is the minimum share of socially sustainable investments?**

The minimum share of socially sustainable investments within the financial product is 5%.

● **What investments are included under '#2 Other', what is their purpose and are there any minimum environmental or social safeguards?**

The remaining proportion of the investments may include :

- The proportion of assets that are not used to meet the environmental or social characteristics promoted by the financial product. These assets are used for investment purposes, or
- Instruments which are mainly used for liquidity, efficient portfolio management, and/or hedging purposes, notably cash, deposits and derivatives

In any case, the investment manager will ensure that those investments are made while maintaining the

improvement of the ESG profile of the financial product. In addition, those investments are made in compliance with our internal processes, including the following minimum environmental or social safeguards:

- The risk management policy. The risk management policy comprises procedures as are necessary to enable the management company to assess for each financial product it manages the exposure of that product to market, liquidity, sustainability and counterparty risks. And

- The RBC policy, where applicable, through the exclusion of companies involved in controversies due to poor practices related to human and labour rights, environment, and corruption, as well as companies operating in sensitive sectors (tobacco, coal, controversial weapons, asbestos,...), as these companies are deemed to be in violation of international norms, or to cause unacceptable harm to society and/or the environment



Is a specific index designated as a reference benchmark to determine whether this financial product is aligned with the environmental and/or social characteristics that it promotes?

Reference benchmarks are indexes to measure whether the financial product attains the environmental or social characteristics that they promote.

No reference benchmark has been designated for the purpose of attaining the environmental or social characteristics promoted by the financial product.

- **How is the reference benchmark continuously aligned with each of the environmental or social characteristics promoted by the financial product?**

Not applicable

- **How is the alignment of the investment strategy with the methodology of the index ensured on a continuous basis?**

Not applicable

- **How does the designated index differ from a relevant broad market index?**

Not applicable

- **Where can the methodology used for the calculation of the designated index be found?**

Not applicable



Where can I find more product specific information online?

More product-specific information can be found on the website: <https://www.bnpparibas-am.com/> after choosing the relevant country and directly in the section 'Sustainability-related disclosures' dedicated to the product.

SUSTAINABLE INVESTMENT OBJECTIVE

Does this financial product have a sustainable investment objective?

<input checked="" type="radio"/> <input checked="" type="radio"/> <input checked="" type="checkbox"/> Yes	<input checked="" type="radio"/> <input type="radio"/> <input type="checkbox"/> No
<p><input checked="" type="checkbox"/> It will make a minimum of sustainable investments with an environmental objective: 51%</p> <ul style="list-style-type: none"> <input checked="" type="checkbox"/> in economic activities that qualify as environmentally sustainable under the EU Taxonomy <input checked="" type="checkbox"/> in economic activities that do not qualify as environmentally sustainable under the EU Taxonomy <p><input checked="" type="checkbox"/> It will make a minimum of sustainable investments with a social objective: 1%</p>	<p><input type="checkbox"/> It promotes Environmental/Social (E/S) characteristics and while it does not have as its objective a sustainable investment, it will have a minimum proportion of ___% of sustainable investments</p> <ul style="list-style-type: none"> <input type="checkbox"/> with an environmental objective in economic activities that qualify as environmentally sustainable under the EU Taxonomy <input type="checkbox"/> with an environmental objective in economic activities that do not qualify as environmentally sustainable under the EU Taxonomy <input type="checkbox"/> with a social objective <p><input type="checkbox"/> It promotes E/S characteristics, but will not make any sustainable investments</p>

Sustainable investment means an investment in an economic activity that contributes to an environmental or social objective, provided that the investment does not significantly harm any environmental or social objective and that the investee companies follow good governance practices.

The **EU Taxonomy** is a classification system laid down in Regulation (EU) 2020/852, establishing a list of **environmentally sustainable economic activities**. That Regulation does not include a list of socially sustainable economic activities. Sustainable investments with an environmental objective might be aligned with the Taxonomy or not.



What is the sustainable investment objective of this financial product?

The sustainable investment objective of the BNP Paribas Funds Ecosystem Restoration fund is to participate in the transition to a sustainable world by investing in companies which provide environmental solutions facilitating the restoration of global ecosystems. As such, the selection of the underlying issuers will be made by focusing on positive contribution towards restoring ecosystems.

At all times, this financial product invests in equities and/or equity equivalent securities issued by worldwide companies that have at least 20% of their economic activities (measured via Revenue, CapEx or OpEx) aligned to the restoration of ecosystems.

The Ecosystem restoration themes include but are not limited to ocean health & clean water, smart agriculture & food innovation and circular economy & eco-design.

Ocean Health & Clean Water: This relates to aquatic ecosystems, which sustain the lives of billions of people, regulate climate, produces half our oxygen. Examples include desalination, smart irrigation and water flow control.

Smart Agriculture & Food Innovation: This relates to terrestrial ecosystems, which provide the basis for life through food supply, habitats for organisms and biodiversity. Examples include animal health, smart farming and forestry management.

Circular Economy & Eco-Design: This relates to the circular economy, which includes reducing, re-using and recycling materials to reduce waste and pollution. Examples include biodegradable plastics, textile recycling and waste management.

The extent to which sustainable investments underlying the financial product contribute to the environmental objectives set out in Article 9 of Regulation (EU) 2020/852: climate change mitigation, climate change adaptation, the sustainable use and protection of water and marine resources, the transition to a circular economy, pollution prevention and control and/or the protection and restoration of biodiversity and ecosystems and are aligned with the EU Taxonomy are disclosed in the two graphs below in the document..

No reference benchmark has been designated for the purpose of attaining the sustainable investment objective of the financial product.

● *What sustainability indicators are used to measure the attainment of the sustainable investment objective of this financial product?*

The following sustainability indicators are used to measure the attainment of the sustainable investment objective of the financial product:

- The percentage of the financial product's portfolio compliant with the BNP Paribas Asset Management Responsible Business Conduct Policy (RBC Policy);
- The financial product shall invest in companies with at least 20% of revenue, profit or invested capital aligned with the financial product's thematics;
- The percentage of the initial thematic universe that is reduced in order to define the final thematic universe (based on SDG alignment and DNSH criteria);
- The percentage of the financial product's assets covered by the ESG analysis based on the proprietary ESG methodology (excluding ancillary liquid assets);
- The percentage of the financial product's assets covered by the SDG alignment and DNSH analysis based on the proprietary sustainable investments methodology (excluding ancillary liquid assets);
- The percentage of the financial product's portfolio invested in "sustainable investments" as defined in Article 2 (17) of the SFDR regulation;
- The percentage of the financial product's portfolio aggregate Revenue which is "EU Taxonomy Aligned" as defined by Regulation (EU) 2020/852.

● *How do sustainable investments not cause significant harm to any environmental or social sustainable investment objective?*

Sustainable investments that the product partially intends to make should not significantly harm any environmental or social objective (DNSH Principle). In this respect, the investment manager commits to consider principal adverse impacts on sustainability factors by taking into account indicators for adverse impacts as defined in SFDR where these are relevant and material to the investment strategy, and to not invest in companies that do not meet their fundamental obligations in line with the OECD Guidelines and the UN Guiding Principles on Business and Human Rights.

Sustainability indicators measure how the sustainable objectives of this financial product are attained.

Principal adverse impacts are the most significant negative impacts of investment decisions on sustainability factors relating to environmental, social and employee matters, respect for human rights, anti-corruption and anti-bribery matters.

How have the indicators for adverse impacts on sustainability factors been taken into account?

The investment manager ensures that throughout its investment process, the financial product takes into account principal adverse impact indicators that are relevant to its investment strategy to select the sustainable investments that the financial product partially intends to make by systematically implementing the sustainable investment pillars defined in the BNP Paribas Asset Management Global Sustainability Strategy (GSS) into its investment process and as further detailed below in this document; RBC policy, ESG integration guidelines, Stewardship, the forward-looking vision – the ‘3Es’ (Energy transition, Environmental sustainability, Equality & Inclusive Growth).

The RBC policy establishes a common framework across investments and economic activities that help identify industries and behaviours presenting a high risk of adverse impacts in violation of international norms. As part of the RBC Policy, sector policies provide a tailored approach to identify and prioritize principal adverse impacts based on the nature of the economic activity, and in many cases, the geography in which these economic activities take place.

The ESG Integration Guidelines includes a series of commitments, which are material to consideration of principal adverse sustainability impacts, and guides the internal ESG integration process. The proprietary ESG scoring framework includes an assessment of a number of adverse sustainability impacts caused by companies in which we invest. The result of this assessment leads to the exclusion of companies that are not aligned with the SDGs.

The Forward-looking perspective defines a set of objectives and developed performance indicators to measure how the researches, portfolios and commitments are aligned on three issues, the “3Es” (Energy transition, Environmental sustainability, Equality & inclusive growth) and thus support investment processes.

Furthermore, the Stewardship team regularly identifies adverse impacts through ongoing research, collaboration with other long-term investors, and dialogue with NGOs and other experts.

The financial product considers and addresses or mitigates the following principal adverse sustainability impacts indicators:

Corporate mandatory indicators:

1. GreenHouse Gas (GHG) Emissions
2. Carbon footprint
3. GHG intensity of investee companies
4. Exposure to companies active in the fossil fuel sector
5. Share of non-renewable energy consumption and production
6. Energy consumption intensity per high impact climate sector
7. Activities negatively affecting biodiversity sensitive areas
8. Emissions to water
9. Hazardous waste ratio
10. Violations of UN Global Compact principles and Organisation for Economic Cooperation and Development (OECD) Guidelines for Multinational Enterprises
11. Lack of processes and compliance mechanisms to monitor compliance with UN Global Compact principles and OECD Guidelines for Multinational Enterprises
12. Unadjusted gender pay gap
13. Board gender diversity
14. Exposure to controversial weapons (anti-personnel mines, cluster munitions, chemical weapons and biological weapons)

Corporate voluntary indicators:

Environment

4. Investments in companies without carbon emission reduction initiatives

Social

4. Lack of a supplier code of conduct

9. Lack of a human rights policy

Sovereign mandatory indicators

15. GHG intensity

16. Investee countries subject to social violations

More detailed information on the manner in which principal adverse impacts on sustainability factors are considered can be found in the BNP PARIBAS ASSET MANAGEMENT [SFDR disclosure statement: sustainability risk integration and Principal Adverse Impacts considerations](#).

In addition, information on how the principal adverse impacts on sustainability factors have been considered over the year will be available in the annual report of the financial product.

— How are the sustainable investments aligned with the OECD Guidelines for Multinational Enterprises and the UN Guiding Principles on Business and Human Rights?

The investment universe of the financial product is periodically screened with a view to identify issuers that are potentially in violation or at risk of violation of the UN Global Compact Principles, OECD Guidelines for Multinational Enterprises and UN Guiding Principles on Business & Human Rights, including the principles and rights set out in the eight fundamental conventions identified in the Declaration of the International Labour Organisation on Fundamental Principles and Rights at Work and the International Bill of Human Rights. This assessment is conducted within the BNPP AM Sustainability Centre on the basis of internal analysis and information provided by external experts, and in consultation with BNP Paribas Group CSR Team. If an issuer is found to be in serious and repeated violations of any of the principles, it will be placed on an “exclusion list” and will not be available for investment. Existing investments should be divested from the portfolio according to an internal procedure. If an issuer is at risk of violating any of the principles, it is placed on a “watch list” monitored, as appropriate.

The EU Taxonomy sets out a “do not significant harm” principle by which Taxonomy-aligned investments should not significantly harm EU Taxonomy objectives and is accompanied by specific EU criteria.

The “do no significant harm” principle applies only to those investments underlying the financial product that take into account the EU criteria for environmentally sustainable economic activities. The investments underlying the remaining portion of this financial product do not take into account the EU criteria for environmentally sustainable economic activities.

Any other sustainable investments must also not significantly harm any environmental or social objectives.



Does this financial product consider principal adverse impacts on sustainability factors?

Yes

The product considers principal adverse impacts on sustainability factors by systematically implementing the sustainable investment pillars defined in the GSS into its investment process. These pillars are covered by firm-wide policies that set criteria to identify, consider and prioritise as well as address or mitigate adverse sustainability impacts caused by issuers.

The RBC policy establishes a common framework across investments and economic activities that help identify industries and behaviours presenting a high risk of adverse impacts in violation of international norms. As part of the RBC Policy, sector policies provide a tailored approach to identify and prioritize principal adverse impacts based on the nature of the economic activity, and in many cases, the geography in which these economic activities take place.

The ESG Integration Guidelines includes a series of commitments, which are material to consideration of principal adverse sustainability impacts, and guides the internal ESG integration process. The proprietary ESG scoring framework includes an assessment of a number of adverse sustainability impacts caused by companies in which we invest. The result of this assessment leads to the exclusion of companies that are not aligned with the SDGs.

The Forward-looking perspective defines a set of objectives and developed performance indicators to measure how the researches, portfolios and commitments are aligned on three issues, the "3Es" (Energy transition, Environmental sustainability, Equality & inclusive growth) and thus support investment processes.

Furthermore, the Stewardship team regularly identifies adverse impacts through ongoing research, collaboration with other long-term investors, and dialogue with NGOs and other experts.

Actions to address or mitigate principal adverse sustainability impacts depend on the severity and materiality of these impacts. These actions are guided by the RBC Policy, ESG Integration Guidelines, and Engagement and Voting Policy which include the following provisions:

- § Exclusion of issuers that are in violation of international norms and conventions and issuers that are involved in activities presenting an unacceptable risk to society and/or the environment;
- § Engagement with issuers with the aim of encouraging them to improve their environmental, social and governance practices and, thus, mitigate potential adverse impacts;
- § In case of equity holdings, voting at Annual General Meetings of companies the portfolio is invested in to promote good governance and advance environmental and social issues;
- § Ensuring all securities included in the portfolio have supportive ESG research.

Based on the above approach, and depending on composition of the financial product's portfolio (i.e. the type of issuer), the financial product considers and addresses or mitigates the following principal adverse sustainability impacts:

Corporate mandatory indicators:

1. GreenHouse Gas (GHG) Emissions
2. Carbon footprint
3. GHG intensity of investee companies
4. Exposure to companies active in the fossil fuel sector
5. Share of non-renewable energy consumption and production
6. Energy consumption intensity per high impact climate sector
7. Activities negatively affecting biodiversity sensitive areas
8. Emissions to water
9. Hazardous waste ratio
10. Violations of UN Global Compact principles and Organisation for Economic Cooperation and Development (OECD) Guidelines for Multinational Enterprises
11. Lack of processes and compliance mechanisms to monitor compliance with UN Global Compact principles and OECD Guidelines for Multinational Enterprises
12. Unadjusted gender pay gap
13. Board gender diversity
14. Exposure to controversial weapons (anti-personnel mines, cluster munitions, chemical weapons and biological weapons)

Corporate voluntary indicators:

Environment

4. Investments in companies without carbon emission reduction initiatives

Social

4. Lack of a supplier code of conduct
9. Lack of a human rights policy

Sovereign mandatory indicators

15. GHG intensity

16. Investee countries subject to social violations

More detailed information on the manner in which principal adverse impacts on sustainability factors are considered can be found in the BNP PARIBAS ASSET MANAGEMENT [SFDR disclosure statement: sustainability risk integration and Principal Adverse Impacts considerations](#).

In addition, information on how the principal adverse impacts on sustainability factors have been considered over the year will be available in the annual report of the financial product.

■ No



What investment strategy does this financial product follow?

This financial product is actively managed. The reference benchmark MSCI AC World (EUR) NR is used for long-term performance comparison only.

The financial product is not benchmark-constrained and its performance may deviate significantly from that of the reference benchmark.

The financial product seeks to increase the value of its assets over the long term by investing in shares issued by companies globally that are providing solutions to the restoration of ecosystems through their products, services or processes.

Ocean Health & Clean Water: This relates to aquatic ecosystems, which sustain the lives of billions of people, regulate climate, produces half our oxygen. Examples include desalination, smart irrigation and water flow control.

Smart Agriculture & Food Innovation: This relates to terrestrial ecosystems, which provide the basis for life through food supply, habitats for organisms and biodiversity. Examples include animal health, smart farming and forestry management.

Circular Economy & Eco-Design: This relates to the circular economy, which includes reducing, re-using and recycling materials to reduce waste and pollution. Examples include biodegradable plastics, textile recycling and waste management.

It may be invested in P-Notes.

It may be exposed to Mainland China by investing in China A shares via the Stock Connect.

The investment team applies also BNP PARIBAS ASSET MANAGEMENT's Responsible Investment Policy, which takes into account Environmental, Social and Governance (ESG) criteria such as but not limited to reduction of emissions of greenhouse gas, respect of human rights, respect of minority shareholders rights in the investments of the financial product.

An extra-financial strategy may comprise methodological limitations such as the ESG Investment Risk as defined by the asset manager. The ESG criteria only apply to direct equity investments in the financial product and not in any other assets.

The elements of the investment strategy to attain the sustainable investment objective of this financial product as described below are systematically integrated throughout the investment process.

● *What are the binding elements of the investment strategy used to select the investments to attain the sustainable investment objective?*

- § The financial product shall comply with the RBC Policy by excluding companies involved in controversies due to poor practices related to human and labor rights, environment, and corruption, as well as companies operating in sensitive sectors (tobacco, coal, controversial weapons, asbestos,...), as these companies are deemed to be in violation of international norms, or to cause unacceptable harm to society and/or the environment;

More information on the RBC Policy, and in particular criteria relating to sectoral exclusions, can be found on the website of the investment manager: [Sustainability documents - BNPP AM Corporate English \(bnpparibas-am.com\)](https://www.bnpparibas-am.com).

- § The financial product shall invest in companies with at least 20% of revenue, profit or invested capital aligned with the financial product's thematic;
- § At least 20% of the initial thematic universe is reduced in order to define the final thematic universe (based on SDG alignment and DNSH criteria);
- § The financial product shall have at least 90% of its assets (excluding ancillary liquid assets) covered by the ESG analysis based on the proprietary ESG methodology. Criteria to qualify an investment as "sustainable investment" and the quantitative and qualitative thresholds are indicated in the main part of the Prospectus.
- § The financial product shall have at least 90% of its assets covered by the SDG alignment and DNSH analysis based on the proprietary sustainable investments methodology (excluding ancillary liquid assets);
- § The financial product shall invest at least 85% of its portfolio in "sustainable investments" as defined in Article 2 (17) of the SFDR regulation.
- § The financial product's shall invest at least 1% of its assets in companies "EU Taxonomy Aligned".

● ***What is the policy to assess good governance practices of the investee companies?***

The ESG scoring framework assesses corporate governance through a core set of standard key performance indicators for all sectors supplemented by sector specific metrics.

The governance metrics and indicators to assess good governance practices such as sound management structures, employee relations, remuneration of staff and tax compliance, include but are not limited to:

- § Separation of power (e.g. Split CEO/Chair),
- § Board diversity,
- § Executive pay (remuneration policy),
- § Board Independence, and key committees independence
- § Accountability of directors,
- § Financial expertise of the Audit Committee,
- § Respect of shareholders rights and absence of antitakeover devices
- § The presence of appropriate policies (i.e. Bribery and corruption, whistleblower),
- § Tax disclosure,
- § An assessment of prior negative incidents relating to governance.

The ESG analysis goes beyond the framework to look at a more qualitative assessment of how the insights from our ESG model are reflected in the culture and operations of investee companies. In some cases, the ESG analysts will conduct due diligence meetings to better understand the company's approach to corporate governance.

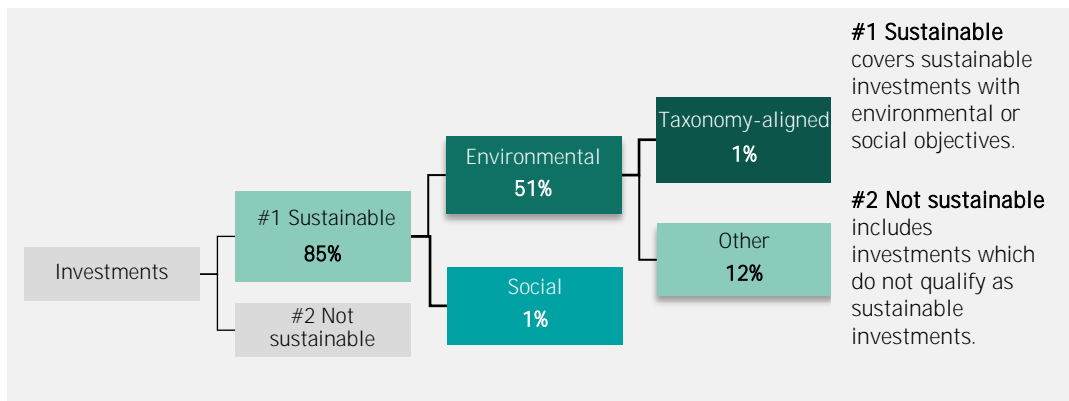
Good governance practices include sound management structures, employee relations, remuneration of staff and tax compliance.



What is the asset allocation and the minimum share of sustainable investments?

The minimum proportion of the investments used to meet the sustainable investment objective in accordance with the binding elements of its investment strategy is 85%.

Asset allocation describes the share of investments in specific assets.



Taxonomy-aligned activities are expressed as a share of:

- **turnover** reflecting the share of revenue from green activities of investee companies
- **capital expenditure** (CapEx) showing the green investments made by investee companies, e.g. for a transition to a green economy.
- **operational expenditure** (OpEx) reflecting green operational activities of investee companies.

● *How does the use of derivatives attain the sustainable investment objective?*

Financial derivative instruments may be used for efficient portfolio management, if applicable. These instruments are not used to attain the sustainable investment objective of the product.



To what minimum extent are sustainable investments with an environmental objective aligned with the EU Taxonomy?

The extent to which sustainable investments with an environmental objective contribute to the environmental objectives set out in Article 9 of Regulation (EU) 2020/852; climate change mitigation, climate change adaptation, the sustainable use and protection of water and marine resources, the transition to a circular economy, pollution prevention and control and/or the protection and restoration of biodiversity and ecosystems and are aligned with the EU Taxonomy are disclosed in the two graphs below in the document.

The Management Company is improving its Taxonomy-alignment data collection to ensure the accuracy and suitability of its Taxonomy sustainability-related disclosures. Further subsequent prospectus and taxonomy-alignment commitments updates will be made accordingly.

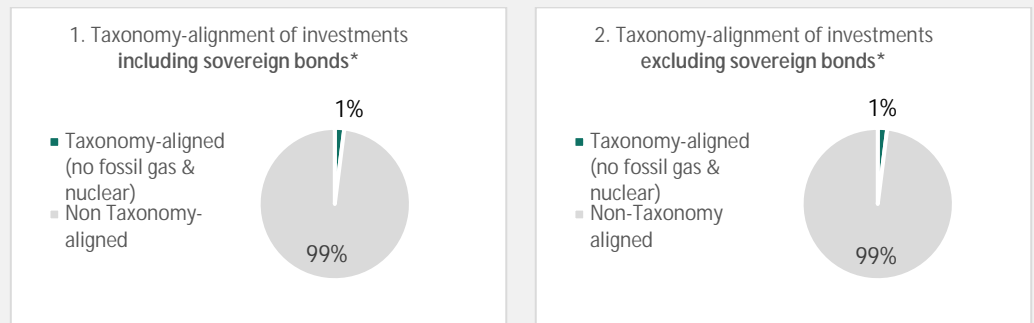
Economic activities that are not recognised by the Taxonomy Regulation are not necessarily environmentally harmful or unsustainable. In addition, all activities that can make a substantial contribution to environmental as well as social objectives are not yet part of the Taxonomy Regulation.

To comply with the EU Taxonomy, the criteria for **fossil gas** include limitations on emissions and switching to renewable power or low-carbon fuels by the end of 2035. For **nuclear energy**, the criteria include comprehensive safety and waste management rules.

● *Does the financial product invest in fossil gas and/or nuclear energy related activities that comply with the EU Taxonomy¹?*

- Yes:
 - In fossil gas
 - In nuclear energy
- No

The two graphs below show in green the minimum percentage of investments that are aligned with the EU Taxonomy. As there is no appropriate methodology to determine the taxonomy-alignment of sovereign bonds, the first graph shows the Taxonomy alignment in relation to all the investments of the financial product including sovereign bonds, while the second graph shows the Taxonomy alignment only in relation to the investments of the financial product other than sovereign bonds.*



*For the purpose of these graphs, 'sovereign bonds' consist of all sovereign exposures

● *What is the minimum share of investments in transitional and enabling activities?*

Not applicable

Enabling activities directly enable other activities to make a substantial contribution to an environmental objective.

Transitional activities are activities for which low-carbon alternatives are not yet available and among others have greenhouse gas emission levels corresponding to the best performance.

 are environmentally sustainable investments that **do not take into account the criteria** for environmentally sustainable economic activities under the EU Taxonomy.



What is the minimum share of sustainable investments with an environmental objective that are not aligned with the EU Taxonomy?

The minimum share of sustainable investments with an environmental objective that are not aligned with the EU Taxonomy is 12%.

The objective of the investment manager is not to prevent the product from investing in taxonomy-aligned activities within the framework of the investment strategy of the product.

The Management Company is improving its Taxonomy-alignment data collection to ensure the accuracy and suitability of its Taxonomy sustainability-related disclosures. In the meantime, the

¹ Fossil gas and/or nuclear related activities will only comply with the EU Taxonomy where they contribute to limiting climate change ("climate change mitigation") and do not significantly harm an EU Taxonomy objective –see explanatory note in the left hand margin. The full criteria for fossil gas and nuclear energy economic activities that comply with the EU Taxonomy are laid down in Commission Delegated Regulation (EU) 2022/1214.

financial product will invest in sustainable investments with an environmental objective that are not aligned with the EU Taxonomy.



What is the minimum share of sustainable investments with a social objective?

The minimum share of socially sustainable investments within the financial product is 1%.



What investments are included under “#2 Not sustainable”, what is their purpose and are there any minimum environmental or social safeguards?

The remaining proportion of the investments is made in instruments used for liquidity and/or hedging purposes, such as cash, deposits and derivatives.

The investment manager will ensure that those investments are made while maintaining the sustainable investment objective of the financial product. In addition, those investments are made in compliance with our internal processes, including the following minimum environmental or social safeguards:

- the risk management policy. The risk management policy comprises procedures as are necessary to enable the management company to assess for each financial product it manages the exposure of that product to market, liquidity, sustainability and counterparty risks. And
- the RBC policy, where applicable, through the exclusion of companies involved in controversies due to poor practices related to human and labour rights, environment, and corruption, as well as companies operating in sensitive sectors (tobacco, coal, controversial weapons, asbestos,...), as these companies are deemed to be in violation of international norms, or to cause unacceptable harm to society and/or the environment.



Is a specific index designated as a reference benchmark to meet the sustainable investment objective?

No reference benchmark has been designated for the purpose of attaining the sustainable investment objective of the financial product.

- *How does the reference benchmark take into account sustainability factors in a way that is continuously aligned with the sustainable investment objective?*
Not applicable
- *How is the alignment of the investment strategy with the methodology of the index ensured on a continuous basis?*
Not applicable
- *How does the designated index differ from a relevant broad market index?*
Not applicable
- *Where can the methodology used for the calculation of the designated index be found?*

Reference benchmarks are indexes to measure whether the financial product attains the sustainable investment objective.

Not applicable



Where can I find more product specific information online?

More product-specific information can be found on the website: www.bnpparibas-am.com after choosing the relevant country and directly in the section “Sustainability-related disclosures” dedicated to the product.

Template pre-contractual disclosure for the financial products referred to in Article 8, paragraphs 1, 2 and 2a, of Regulation (EU) 2019/2088 and Article 6, first paragraph, of Regulation (EU) 2020/852

Sustainable investment means an investment in an economic activity that contributes to an environmental or social objective, provided that the investment does not significantly harm any environmental or social objective and that the investee companies follow good governance practices.

The **EU Taxonomy** is a classification system laid down in Regulation (EU) 2020/852, establishing a list of **environmentally sustainable economic activities**. That Regulation does not lay down a list of socially sustainable economic activities. Sustainable investments with an environmental objective might be aligned with the Taxonomy or not.

Product name : **BNP PARIBAS FUNDS EMERGING BOND**

Legal Entity Identifier : 213800ZXFEWI3P6ZJ19

Environmental and/or social characteristics

Does this financial product have a sustainable investment objective?	
<input checked="" type="radio"/> <input type="radio"/> Yes	<input checked="" type="radio"/> <input type="radio"/> No
<input type="checkbox"/> It will make a minimum of sustainable investments with an environmental objective: ____%	<input checked="" type="checkbox"/> It promotes Environmental/Social (E/S) characteristics and while it does not have as its objective a sustainable investment, it will have a minimum proportion of 1% of sustainable investments
<input type="checkbox"/> in economic activities that qualify as environmentally sustainable under the EU Taxonomy	<input type="checkbox"/> with an environmental objective in economic activities that qualify as environmentally sustainable under the EU Taxonomy
<input type="checkbox"/> in economic activities that do not qualify as environmentally sustainable under the EU Taxonomy	<input type="checkbox"/> with an environmental objective in economic activities that do not qualify as environmentally sustainable under the EU Taxonomy
<input type="checkbox"/> It will make a minimum of sustainable investments with a social objective: ____%	<input checked="" type="checkbox"/> with a social objective
	<input type="checkbox"/> It promotes E/S characteristics, but will not make any sustainable investments



What environmental and/or social characteristics are promoted by this financial product?

The financial product promotes environmental and social characteristics by assessing underlying investments against Environmental, Social, and Governance (ESG) criteria using an ESG internal proprietary methodology, and by investing in issuers that demonstrate good environmental, social and governance practices.

Corporate issuers

The investment strategy selects:

Corporate issuers with good or improving ESG practices within their sector of activity. The ESG performance of an issuer is evaluated against a combination of environmental, social and governance factors which include but are

not limited to:

- Environmental: energy efficiency, reduction of emissions of greenhouse gases (GHG), treatment of waste
- Social: respect of human rights and workers' rights, human resources management (workers' health and safety, diversity)
- Governance: Board of Directors independence, managers' remuneration, respect of minority shareholders rights

The exclusion criteria are applied with regard to issuers that are in violation of international norms and convention, or operate in sensitive sectors as defined by the Responsible Business Conduct Policy (RBC Policy).

Sovereign issuers

The investment strategy selects sovereign issuers based on their performance across the environmental, social and governance pillars. The ESG performance of each country is assessed using an internal Sovereign ESG methodology that focuses on measuring governments' efforts to produce and preserve assets, goods, and services with high ESG values, according to their level of economic development. This involves evaluation of a country against a combination of environmental, social and governance factors, which include but not limited to:

- Environmental: climate mitigation, biodiversity, energy efficiency, land resources, pollution
- Social: life conditions, economic inequality, education, employment, health infrastructure, human capital
- Governance: business rights, corruption, democratic life, political stability, security

BNP Paribas Asset Management's Global Sustainability Strategy places a strong emphasis on combatting climate change. Therefore, given the importance of sovereigns in addressing climate change, the internal Sovereign ESG methodology includes an additional scoring component that captures the country's contribution to progress towards the net-zero goals set out in the Paris Agreement. This additional scoring component reflects countries' commitment to future targets balanced by their current policies and their forward-looking physical climate risk exposure. It combines temperature alignment methodology for determining national contributions to climate change with an assessment of the laws and policies countries have in place for addressing climate change.

The investment manager also applies the BNP Paribas Group's sensitive countries framework, which includes restrictive measures on certain countries and/or activities that are considered as being particularly exposed to money laundering and terrorism financing related risks.

Furthermore, the investment manager promotes better environmental and social outcomes through engagement with issuers and the exercise of voting rights according to the Stewardship policy, where applicable.

No reference benchmark has been designated for the purpose of attaining the environmental or social characteristics promoted by the financial product.

● What sustainability indicators are used to measure the attainment of each of the environmental or social characteristics promoted by this financial product?

The following sustainability indicators are used to measure the attainment of the environmental and social characteristics promoted by the financial product:

- The percentage of the portfolio compliant with the RBC Policy
- The percentage of the portfolio covered by ESG analysis based on the ESG internal proprietary methodology
- The weighted average ESG score of the portfolio compared to the weighted average ESG score of its investment universe, as defined in the Prospectus
- The percentage of the financial product's portfolio invested in 'sustainable investments' as defined in Article 2 (17) of the SFDR regulation

Sustainability indicators measure how the environmental or social characteristics promoted by the financial product are attained.



● **What are the objectives of the sustainable investments that the financial product partially intends to make and how does the sustainable investment contribute to such objectives?**

The objectives of the sustainable investments made by the financial product are to finance companies that contribute to environmental and/or social objectives through their products and services, as well as their sustainable practices.

The internal methodology, as defined in the main part of the Prospectus, integrates several criteria into its definition of sustainable investments that are considered to be core components to qualify a company as sustainable. These criteria are complementary to each other. In practice, a company must meet at least one of the criteria described below in order to be considered as contributing to an environmental or social objective:

1. A company with an economic activity aligned with the EU Taxonomy objectives. A company can be qualified as sustainable investment in case it has more than 20% of its revenues aligned with the EU Taxonomy. A company qualifying as sustainable investment through this criteria can for example contribute to the following environmental objectives: sustainable forestry, environmental restoration, sustainable manufacturing, renewable energy, water supply, sewerage, waste management and remediation, sustainable transportation, sustainable buildings, sustainable information and technology, scientific research for sustainable development;

2. A company with an economic activity contributing to one or more United Nations Sustainable Development goals (UN SDG) targets. A company can be qualified as sustainable investment in case it has more than 20% of its revenues aligned with the SDGs and less than 20% of its revenues misaligned with the UN SDGs. A company qualifying as sustainable investment through this criteria can for example contribute to the following objectives:

a. Environmental: sustainable agriculture, sustainable management of water and sanitation, sustainable and modern energy, sustainable economic growth, sustainable infrastructure, sustainable cities, sustainable consumption and production patterns, fight against climate change, conservation and sustainable use of oceans, seas and marine resources, protection, restoration and sustainable use of terrestrial ecosystems, sustainable management of forests, fight against desertification, land degradation and biodiversity loss;

b. Social: no poverty, zero hunger, food security, healthy lives and well-being at all ages, inclusive and equitable quality education and lifelong learning opportunities, gender equality, women and girls empowerment, availability of water and sanitation, access to affordable, reliable and modern energy, inclusive and sustainable economic growth, full and productive employment and decent work, resilient infrastructure, inclusive and sustainable industrialization, reduced inequality, inclusive, safe and resilient cities and human settlements, peaceful and inclusive societies, access to justice and effective, accountable and inclusive institutions, global partnership for sustainable development.

3. A company operating in a high GHG emission sector that is transitioning its business model to align with the objective of maintaining the global temperature rise below 1.5°C. A company qualifying as sustainable investment through this criteria can for example contribute to the following environmental objectives: GHG emissions reduction, fight against climate change;

4. A company with best-in-class environmental or social practices compared to its peers within the relevant sector and geographical region. The E or S best performer assessment is based on the BNPP AM ESG scoring methodology. The methodology scores companies and assesses them against a peer group comprising companies in comparable sectors and geographical regions. A company with a contribution score above 10 on the Environmental or Social pillar qualifies as best performer. A company qualifying as sustainable investment through this criteria can for example contribute to the following objectives:

a. Environmental: fight against climate change, environmental risk management, sustainable management of natural resources, waste management, water management, GHG emissions reduction, renewable energy, sustainable agriculture, green infrastructure;

b. Social: health and safety, human capital management, good external stakeholder management (supply chain, contractors, data), business ethics preparedness, good corporate governance.

Green bonds, social bonds and sustainability bonds issued to support specific environmental and/or social projects are also qualified as sustainable investments provided that these debt securities receive an investment recommendation 'POSITIVE' or 'NEUTRAL' from the Sustainability Center following the issuer and underlying project assessment based on a proprietary Green/Social/Sustainability Bond Assessment methodology.

Companies identified as a sustainable investment should not significantly harm any other environmental or social objectives (the Do No Significant Harm 'DNSH' principle) and should follow good governance practices. BNP Paribas Asset Management (BNPP AM) uses its proprietary methodology to assess all companies against these requirements.

More information on the internal methodology can be found on the website of the investment manager: <https://docfinder.bnpparibas-am.com/api/files/14787511-CB33-49FC-B9B5-7E934948BE63>

Principal adverse impacts are the most significant negative impacts of investment decisions on sustainability factors relating to environmental, social and employee matters, respect for human rights, anti-corruption and anti-bribery matters.

● **How do the sustainable investments that the financial product partially intends to make, not cause significant harm to any environmental or social sustainable investment objective?**

Sustainable investments that the product partially intends to make should not significantly harm any environmental or social objective (DNSH Principle). In this respect, the investment manager commits to consider principal adverse impacts on sustainability factors by taking into account indicators for adverse impacts as defined in SFDR, and to not invest in companies that do not meet their fundamental obligations in line with the OECD Guidelines and the UN Guiding Principles on Business and Human Rights.

How have the indicators for adverse impacts on sustainability factors been taken into account?

The investment manager ensures that throughout its investment process, the financial product takes into all the account principal all the adverse impact indicators that are relevant to its investment strategy to select the sustainable investments that the financial product partially intends to make by systematically implementing the sustainable investment pillars defined in the BNP Paribas Asset Management Global Sustainability Strategy (GSS) into its investment process : RBC policy, ESG integration guidelines, Stewardship, the forward-looking vision the '3Es' (Energy transition, Environmental sustainability, Equality & Inclusive Growth).

The RBC policy establishes a common framework across investments and economic activities that help identify industries and behaviours presenting a high risk of adverse impacts in violation of international norms. As part of the RBC Policy, sector policies provide a tailored approach to identify and prioritize principal adverse impacts based on the nature of the economic activity, and in many cases, the geography in which these economic activities take place.

The ESG Integration Guidelines includes a series of commitments, which are material to consideration of principal adverse sustainability impacts, and guides the internal ESG integration process. The proprietary ESG scoring framework includes an assessment of a number of adverse sustainability impacts caused by companies in which we invest. Outcome of this assessment may impact the valuation models as well as the portfolio construction depending on the severity and materiality of adverse impacts identified.

Thus, the Investment Manager considers principal adverse sustainability impacts throughout the investment process through the use of the internal ESG scores and construction of the portfolio with an improved ESG profile compared to its investment universe.

The Forward-looking perspective defines a set of objectives and developed performance indicators to measure how the researches, portfolios and commitments are aligned on three issues, the '3Es' (Energy transition, Environmental sustainability, Equality & inclusive growth) and thus support investment processes.

Furthermore, the Stewardship team regularly identifies adverse impacts through ongoing research, collaboration with other long-term investors, and dialogue with NGOs and other experts.

As regards the sustainable investments that the financial product intends to make, the following principal adverse sustainability impacts are taken into account:

Corporate mandatory indicators:

1. GreenHouse Gas (GHG) Emissions

2. Carbon footprint
3. GHG intensity of investee companies
4. Exposure to companies active in the fossil fuel sector
5. Share of non-renewable energy consumption and production
6. Energy consumption intensity per high impact climate sector
7. Activities negatively affecting biodiversity sensitive areas
8. Emissions to water
9. Hazardous waste ratio
10. Violations of UN Global Compact principles and Organisation for Economic Cooperation and Development (OECD) Guidelines for Multinational Enterprises
11. Lack of processes and compliance mechanisms to monitor compliance with UN Global Compact principles and OECD Guidelines for Multinational Enterprises
12. Unadjusted gender pay gap
13. Board gender diversity
14. Exposure to controversial weapons (anti-personnel mines, cluster munitions, chemical weapons and biological weapons)

Corporate voluntary indicators:

Environment

4. Investments in companies without carbon emission reduction initiatives

Social

4. Lack of a supplier code of conduct
9. Lack of a human rights policy

Sovereign mandatory indicator:

15. GHG intensity
16. Investee countries subject to social violations

More detailed information on the manner in which principal adverse impacts on sustainability factors are considered can be found in the BNP PARIBAS ASSET MANAGEMENT SFDR disclosure statement:

<https://docfinder.bnpparibas-am.com/api/files/874ADAE2-3EE7-4AD4-B0ED-84FC06E090BF>

In addition, information on how the principal adverse impacts on sustainability factors have been considered over the year will be available in the annual report of the financial product.

How are the sustainable investments aligned with the OECD Guidelines for Multinational Enterprises and the UN Guiding Principles on Business and Human Rights?

The investment universe of the financial product is periodically screened with a view to identify issuers that are potentially in violation or at risk of violation of the UN Global Compact Principles, OECD Guidelines for Multinational Enterprises and UN Guiding Principles on Business & Human Rights, including the principles and rights set out in the eight fundamental conventions identified in the Declaration of the International Labour Organisation on Fundamental Principles and Rights at Work and the International Bill of Human Rights. This assessment is conducted within the BNPP AM Sustainability Centre on the basis of internal analysis and information provided by external experts, and in consultation with BNP Paribas Group CSR Team. If an issuer is found to be in serious and repeated violations of any of the principles, it will be placed on an 'exclusion list' and will not be available for investment. Existing investments should be divested from the portfolio according to an internal procedure. If an issuer is at risk of violating any of the principles, it is placed on a 'watch list' monitored, as appropriate.



The EU Taxonomy sets out a 'do not significant harm' principle by which Taxonomy-aligned investments should not significantly harm EU Taxonomy objectives and is accompanied by specific EU criteria.

The 'do no significant harm' principle applies only to those investments underlying the financial product that take into account the EU criteria for environmentally sustainable economic activities. The investments underlying the remaining portion of this financial product do not take into account the EU criteria for environmentally sustainable economic activities.

Any other sustainable investments must also not significantly harm any environmental or social objectives.





Does this financial product consider principal adverse impacts on sustainability factors?

Yes

The product considers principal adverse impacts on sustainability factors by systematically implementing the sustainable investment pillars defined in the GSS into its investment process. These pillars are covered by firm-wide policies that set criteria to identify, consider and prioritise as well as address or mitigate adverse sustainability impacts caused by issuers.

The RBC policy establishes a common framework across investments and economic activities that help identify industries and behaviours presenting a high risk of adverse impacts in violation of international norms. As part of the RBC Policy, sector policies provide a tailored approach to identify and prioritize principal adverse impacts based on the nature of the economic activity, and in many cases, the geography in which these economic activities take place.

The ESG Integration Guidelines includes a series of commitments, which are material to consideration of principal adverse sustainability impacts, and guides the internal ESG integration process. The proprietary ESG scoring framework includes an assessment of a number of adverse sustainability impacts caused by companies in which we invest. Outcome of this assessment may impact the valuation models as well as the portfolio construction depending on the severity and materiality of adverse impacts identified.

Thus, the Investment Manager considers principal adverse sustainability impacts throughout the investment process through the use of the internal ESG scores and construction of the portfolio with an improved ESG profile compared to its investment universe.

The Forward-looking perspective defines a set of objectives and developed performance indicators to measure how the researches, portfolios and commitments are aligned on three issues, the '3Es' (Energy transition, Environmental sustainability, Equality & inclusive growth) and thus support investment processes.

Furthermore, the Stewardship team regularly identifies adverse impacts through ongoing research, collaboration with other long-term investors, and dialogue with NGOs and other experts.

Actions to address or mitigate principal adverse sustainability impacts depend on the severity and materiality of these impacts. These actions are guided by the RBC Policy, ESG Integration Guidelines, and Engagement and Voting Policy which include the following provisions :

- Exclusion of issuers that are in violation of international norms and conventions and issuers that are involved in activities presenting an unacceptable risk to society and/or the environment
- Engagement with issuers with the aim of encouraging them to improve their environmental, social and governance practices and, thus, mitigate potential adverse impacts
- In case of equity holdings, voting at Annual General Meetings of companies the portfolio is invested in to promote good governance and advance environmental and social issues
- Ensuring all securities included in the portfolio have supportive ESG research
- Managing portfolios so that their aggregate ESG score is better than the relevant benchmark or universe

Based on the above approach, and depending on the composition of the financial product's portfolio (i.e. the type of issuer), the financial product considers and addresses or mitigates the following principal adverse sustainability impacts:

Corporate mandatory indicators:

1. GreenHouse Gas (GHG) Emissions
2. Carbon footprint
3. GHG intensity of investee companies
4. Exposure to companies active in the fossil fuel sector
5. Share of non-renewable energy consumption and production
6. Energy consumption intensity per high impact climate sector



7. Activities negatively affecting biodiversity sensitive areas
8. Emissions to water
9. Hazardous waste ratio
10. Violations of UN Global Compact principles and Organisation for Economic Cooperation and Development (OECD) Guidelines for Multinational Enterprises
11. Lack of processes and compliance mechanisms to monitor compliance with UN Global Compact principles and OECD Guidelines for Multinational Enterprises
12. Unadjusted gender pay gap
13. Board gender diversity
14. Exposure to controversial weapons (anti-personnel mines, cluster munitions, chemical weapons and biological weapons)

Corporate voluntary indicators:

Environment

4. Investments in companies without carbon emission reduction initiatives

Social

4. Lack of a supplier code of conduct
9. Lack of a human rights policy

Sovereign mandatory indicator:

15. GHG intensity
16. Investee countries subject to social violations

More detailed information on the manner in which principal adverse impacts on sustainability factors are considered can be found in the BNP PARIBAS ASSET MANAGEMENT SFDR disclosure statement: <https://docfinder.bnpparibas-am.com/api/files/874ADAE2-3EE7-4AD4-BOED-84FC06E090BF>
In addition, information on how the principal adverse impacts on sustainability factors have been considered over the year will be available in the annual report of the financial product.

No



What investment strategy does this financial product follow?

The investment strategy guides investment decisions based on factors such as investment objectives and risk tolerance.

To achieve the investment objective of the financial product, the investment manager takes into account at each step of its investment process the Environmental, Social and Governance (ESG) criteria that the financial product promotes.

The investment universe of the financial product is thoroughly screened with a view to identify issuers that are in violation of the UN Global Compact Principles, OECD Guidelines for Multinational Enterprises and UN Guiding Principles on Business & Human Rights.

Then the Investment Manager integrates ESG ratings and criteria into the assessment of issuers. ESG ratings are built by BNP Paribas Asset Management's Sustainability Centre using a proprietary ESG methodology.

The investment manager constantly integrates the binding elements of the investment strategy described in the question below to construct an investment portfolio with an improved ESG profile compared to its investment universe.

Environmental, social and governance (ESG) criteria contribute to, but are not a determining factor in, the manager's decision-making.

The elements of the investment strategy to attain the environmental or social characteristics promoted by this financial product as described below are systematically integrated throughout the investment process.

- **What are the binding elements of the investment strategy used to select the investments to attain each of the environmental or social characteristics promoted by this financial product?**

- The financial product shall comply with the RBC Policy by excluding companies involved in controversies due to poor practices related to human and labor rights, environment, and corruption, as well as



companies operating in sensitive sectors (tobacco, coal, controversial weapons, asbestos,...), as these companies are deemed to be in violation of international norms, or to cause unacceptable harm to society and/or the environment.

More information on the RBC Policy, and in particular criteria relating to sectoral exclusions, can be found on the website of the investment manager: Sustainability documents - BNPP AM Corporate English (<https://www.bnpparibas-am.com/sustainability-documents/>)

- The financial product shall have the weighted average ESG score of its portfolio higher than the weighted average ESG score of its investment universe, as defined in the Prospectus

- The financial product shall have at least 75% of its assets (excluding ancillary liquid assets) covered by the ESG analysis based on the ESG internal proprietary methodology

- The financial product shall invest at least 1% of its assets in 'sustainable investments' as defined in Article 2 (17) of the SFDR regulation. Criteria to qualify an investment as 'sustainable investment' are indicated in the above question 'What are the objectives of the sustainable investments that the financial product partially intends to make and does the sustainable investments contribute to such objectives' and the quantitative and qualitative thresholds are mentioned in the main part of the Prospectus

● **What is the committed minimum rate to reduce the scope of the investments considered prior to the application of that investment strategy?**

The financial product does not commit to a reduction of the scope of investments prior to the application of its investment strategy.

● **What is the policy to assess good governance practices of the investee companies?**

The ESG scoring framework assesses corporate governance through a core set of standard key performance indicators for all sectors supplemented by sector specific metrics. The governance metrics and indicators to assess good governance practices such as sound management structures, employee relations, remuneration of staff and tax compliance include but are not limited to:

- Separation of power (e.g. Split CEO/Chair)
- Board diversity
- Executive pay (remuneration policy)
- Board Independence, and key committees independence
- Accountability of directors
- Financial expertise of the Audit Committee
- Respect of shareholders rights and absence of antitakeover devices
- The presence of appropriate policies (i.e. Bribery and corruption, whistleblower)
- Tax disclosure
- An assessment of prior negative incidents relating to governance

The ESG analysis goes beyond the framework to look at a more qualitative assessment of how the insights from our ESG model are reflected in the culture and operations of investee companies. In some cases, the ESG analysts will conduct due diligence meetings to better understand the company's approach to corporate governance.

Good governance practices include sound management structures, employee relations, remuneration of staff and tax compliance.



What is the asset allocation planned for this financial product?

Asset allocation describes the share of investments in specific assets.

Taxonomy-aligned activities are expressed as a share of:

At least 25% of the investments of the financial product will be used to meet the environmental or social characteristics promoted, in accordance with the binding elements of the investment strategy of the financial product.

For the avoidance of doubt, such a proportion is solely a minimum and the exact percentage of the investments of the financial product that attained the promoted environmental or social characteristics will be available in the annual report.

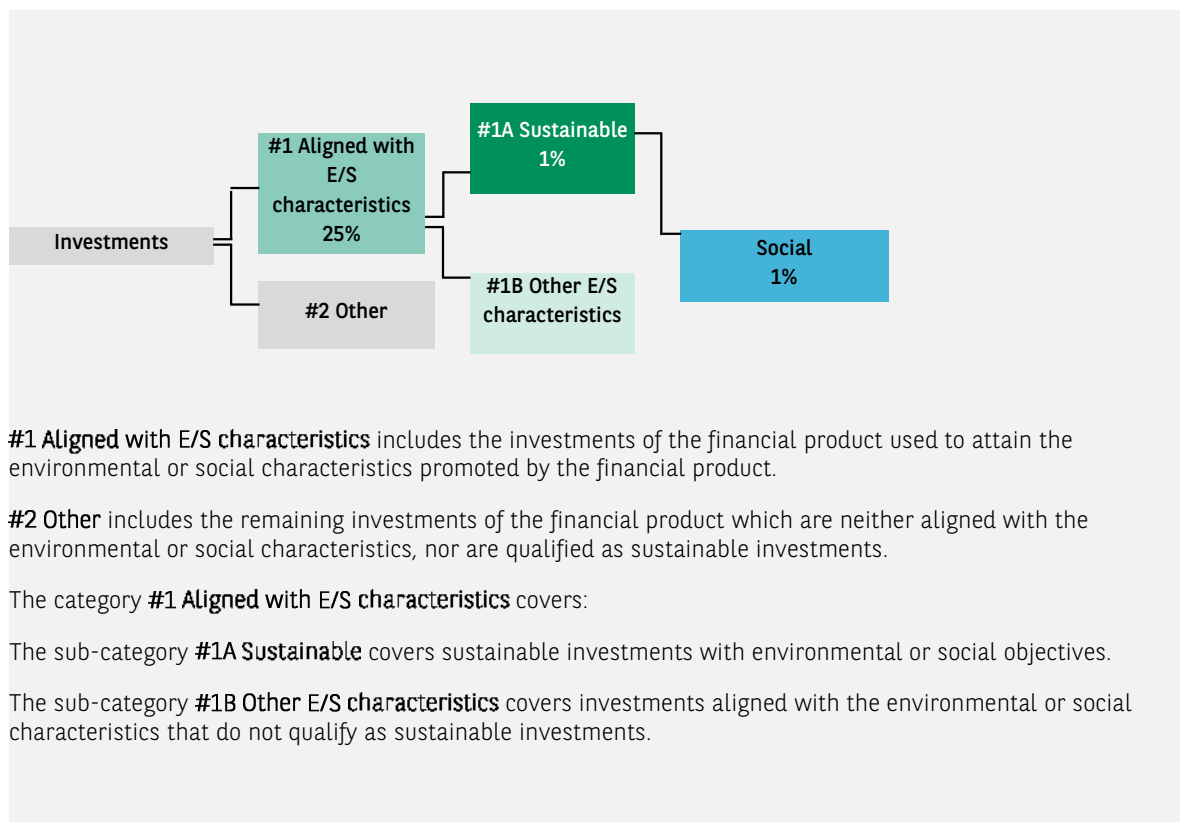
The minimum proportion of sustainable investments of the financial product is 1%.

The remaining proportion of the investments is mainly used as described under the question: "What investments are included under "#2 Other", what is their purpose and are there any minimum environmental or social safeguards?"

- **turnover** reflecting the share of revenue from green activities of investee companies.

- **capital expenditure** (CapEx) showing the green investments made by investee companies, e.g. for a transition to a green economy.

- **operational expenditure** (OpEx) reflecting green operational activities of investee companies.



● **How does the use of derivatives attain the environmental or social characteristics promoted by the financial product?**

Financial derivative instruments may be used for efficient portfolio management, hedging and/or investment purposes, if applicable. These instruments are not used to attain the environmental or social characteristics promoted by the product.



To what minimum extent are sustainable investments with an environmental objective aligned with the EU Taxonomy?

Not applicable

● **Does the financial product invest in fossil gas and/or nuclear energy related activities that comply with the EU Taxonomy¹?**

Yes

In fossil gas In Nuclear Energy

No

¹ - Fossil gas and/or nuclear related activities will only comply with the EU Taxonomy where they contribute to limiting climate change ("climate change mitigation") and do not significantly harm any EU Taxonomy objective - see explanatory note in the left hand margin. The full criteria for fossil gas and nuclear energy economic activities that comply with the EU Taxonomy are laid down in Commission Delegated Regulation (EU) 2022/1214.

To comply with the EU Taxonomy, the criteria for **fossil gas** include limitations on emissions and switching to renewable power or low-carbon fuels by the end of 2035. For **nuclear energy**, the criteria include comprehensive safety and waste management rules.



Enabling activities directly enable other activities to make a substantial contribution to an environmental objective. **Transitional activities** are activities for which low-carbon alternatives are not yet available and among others have greenhouse gas emission levels corresponding to the best performance.

The two graphs below show in green the minimum percentage of investments that are aligned with the EU Taxonomy. As there is no appropriate methodology to determine the Taxonomy-alignment of sovereign bonds*, the first graph shows the Taxonomy-alignment in relation to all the investments of the financial product including sovereign bonds, while the second graph shows the Taxonomy-alignment only in relation to the investments of the financial product other than sovereign bonds.



* For the purpose of these graphs, 'sovereign bonds' consist of all sovereign exposures

● **What is the minimum share of investments in transitional and enabling activities?**

Not applicable

are sustainable investments with an environmental objective that **do not take into account the criteria** for environmentally sustainable economic activities under the EU Taxonomy.

● **What is the minimum share of sustainable investments with an environmental objective that are not aligned with the EU Taxonomy?**

Not applicable

● **What is the minimum share of socially sustainable investments?**

The minimum share of socially sustainable investments within the financial product is 1%.

● **What investments are included under '#2 Other', what is their purpose and are there any minimum environmental or social safeguards?**

The remaining proportion of the investments may include :

- The proportion of assets that are not used to meet the environmental or social characteristics promoted by the financial product. These assets are used for investment purposes, or
- Instruments which are mainly used for liquidity, efficient portfolio management, and/or hedging purposes, notably cash, deposits and derivatives

In any case, the investment manager will ensure that those investments are made while maintaining the improvement of the ESG profile of the financial product. In addition, those investments are made in compliance with our internal processes, including the following minimum environmental or social safeguards:

- The risk management policy. The risk management policy comprises procedures as are necessary to enable the management company to assess for each financial product it manages the exposure of that product to market, liquidity, sustainability and counterparty risks. And
- The RBC policy, where applicable, through the exclusion of companies involved in controversies due to poor

practices related to human and labour rights, environment, and corruption, as well as companies operating in sensitive sectors (tobacco, coal, controversial weapons, asbestos,...), as these companies are deemed to be in violation of international norms, or to cause unacceptable harm to society and/or the environment



Is a specific index designated as a reference benchmark to determine whether this financial product is aligned with the environmental and/or social characteristics that it promotes?

Reference benchmarks are indexes to measure whether the financial product attains the environmental or social characteristics that they promote.

No reference benchmark has been designated for the purpose of attaining the environmental or social characteristics promoted by the financial product.

- **How is the reference benchmark continuously aligned with each of the environmental or social characteristics promoted by the financial product?**

Not applicable

- **How is the alignment of the investment strategy with the methodology of the index ensured on a continuous basis?**

Not applicable

- **How does the designated index differ from a relevant broad market index?**

Not applicable

- **Where can the methodology used for the calculation of the designated index be found?**

Not applicable



Where can I find more product specific information online?

More product-specific information can be found on the website: <https://www.bnpparibas-am.com/> after choosing the relevant country and directly in the section 'Sustainability-related disclosures' dedicated to the product.

Template pre-contractual disclosure for the financial products referred to in Article 8, paragraphs 1, 2 and 2a, of Regulation (EU) 2019/2088 and Article 6, first paragraph, of Regulation (EU) 2020/852

Sustainable investment means an investment in an economic activity that contributes to an environmental or social objective, provided that the investment does not significantly harm any environmental or social objective and that the investee companies follow good governance practices.

The **EU Taxonomy** is a classification system laid down in Regulation (EU) 2020/852, establishing a list of **environmentally sustainable economic activities**. That Regulation does not lay down a list of socially sustainable economic activities. Sustainable investments with an environmental objective might be aligned with the Taxonomy or not.

Product name : **BNP PARIBAS FUNDS EMERGING BOND OPPORTUNITIES**

Legal Entity Identifier : 213800N83GOHFE45R564

Environmental and/or social characteristics

Does this financial product have a sustainable investment objective?	
<input checked="" type="radio"/> <input type="radio"/> Yes	<input checked="" type="radio"/> <input type="radio"/> No
<input type="checkbox"/> It will make a minimum of sustainable investments with an environmental objective: ____% <input type="checkbox"/> in economic activities that qualify as environmentally sustainable under the EU Taxonomy <input type="checkbox"/> in economic activities that do not qualify as environmentally sustainable under the EU Taxonomy <input type="checkbox"/> It will make a minimum of sustainable investments with a social objective: ____%	<input checked="" type="checkbox"/> It promotes Environmental/Social (E/S) characteristics and while it does not have as its objective a sustainable investment, it will have a minimum proportion of 1% of sustainable investments <input type="checkbox"/> with an environmental objective in economic activities that qualify as environmentally sustainable under the EU Taxonomy <input type="checkbox"/> with an environmental objective in economic activities that do not qualify as environmentally sustainable under the EU Taxonomy <input checked="" type="checkbox"/> with a social objective <input type="checkbox"/> It promotes E/S characteristics, but will not make any sustainable investments



What environmental and/or social characteristics are promoted by this financial product?

The financial product promotes environmental and social characteristics by assessing underlying investments against Environmental, Social, and Governance (ESG) criteria using an ESG internal proprietary methodology, and by investing in issuers that demonstrate good environmental, social and governance practices.

Corporate issuers

The investment strategy selects:

Corporate issuers with good or improving ESG practices within their sector of activity. The ESG performance of an issuer is evaluated against a combination of environmental, social and governance factors which include but are

not limited to:

- Environmental: energy efficiency, reduction of emissions of greenhouse gases (GHG), treatment of waste
- Social: respect of human rights and workers' rights, human resources management (workers' health and safety, diversity)
- Governance: Board of Directors independence, managers' remuneration, respect of minority shareholders rights

The exclusion criteria are applied with regard to issuers that are in violation of international norms and convention, or operate in sensitive sectors as defined by the Responsible Business Conduct Policy (RBC Policy).

Sovereign issuers

The investment strategy selects sovereign issuers based on their performance across the environmental, social and governance pillars. The ESG performance of each country is assessed using an internal Sovereign ESG methodology that focuses on measuring governments' efforts to produce and preserve assets, goods, and services with high ESG values, according to their level of economic development. This involves evaluation of a country against a combination of environmental, social and governance factors, which include but not limited to:

- Environmental: climate mitigation, biodiversity, energy efficiency, land resources, pollution
- Social: life conditions, economic inequality, education, employment, health infrastructure, human capital
- Governance: business rights, corruption, democratic life, political stability, security

BNP Paribas Asset Management's Global Sustainability Strategy places a strong emphasis on combatting climate change. Therefore, given the importance of sovereigns in addressing climate change, the internal Sovereign ESG methodology includes an additional scoring component that captures the country's contribution to progress towards the net-zero goals set out in the Paris Agreement. This additional scoring component reflects countries' commitment to future targets balanced by their current policies and their forward-looking physical climate risk exposure. It combines temperature alignment methodology for determining national contributions to climate change with an assessment of the laws and policies countries have in place for addressing climate change.

The investment manager also applies the BNP Paribas Group's sensitive countries framework, which includes restrictive measures on certain countries and/or activities that are considered as being particularly exposed to money laundering and terrorism financing related risks.

Furthermore, the investment manager promotes better environmental and social outcomes through engagement with issuers and the exercise of voting rights according to the Stewardship policy, where applicable.

No reference benchmark has been designated for the purpose of attaining the environmental or social characteristics promoted by the financial product.

● **What sustainability indicators are used to measure the attainment of each of the environmental or social characteristics promoted by this financial product?**

The following sustainability indicators are used to measure the attainment of the environmental and social characteristics promoted by the financial product:

- The percentage of the portfolio compliant with the RBC Policy
- The percentage of the portfolio covered by ESG analysis based on the ESG internal proprietary methodology
- The weighted average ESG score of the portfolio compared to the weighted average ESG score of its investment universe, as defined in the Prospectus
- The percentage of the financial product's portfolio invested in 'sustainable investments' as defined in Article 2 (17) of the SFDR regulation

Sustainability indicators measure how the environmental or social characteristics promoted by the financial product are attained.



● **What are the objectives of the sustainable investments that the financial product partially intends to make and how does the sustainable investment contribute to such objectives?**

The objectives of the sustainable investments made by the financial product are to finance companies that contribute to environmental and/or social objectives through their products and services, as well as their sustainable practices.

The internal methodology, as defined in the main part of the Prospectus, integrates several criteria into its definition of sustainable investments that are considered to be core components to qualify a company as sustainable. These criteria are complementary to each other. In practice, a company must meet at least one of the criteria described below in order to be considered as contributing to an environmental or social objective:

1. A company with an economic activity aligned with the EU Taxonomy objectives. A company can be qualified as sustainable investment in case it has more than 20% of its revenues aligned with the EU Taxonomy. A company qualifying as sustainable investment through this criteria can for example contribute to the following environmental objectives: sustainable forestry, environmental restoration, sustainable manufacturing, renewable energy, water supply, sewerage, waste management and remediation, sustainable transportation, sustainable buildings, sustainable information and technology, scientific research for sustainable development;

2. A company with an economic activity contributing to one or more United Nations Sustainable Development goals (UN SDG) targets. A company can be qualified as sustainable investment in case it has more than 20% of its revenues aligned with the SDGs and less than 20% of its revenues misaligned with the UN SDGs. A company qualifying as sustainable investment through this criteria can for example contribute to the following objectives:

a. Environmental: sustainable agriculture, sustainable management of water and sanitation, sustainable and modern energy, sustainable economic growth, sustainable infrastructure, sustainable cities, sustainable consumption and production patterns, fight against climate change, conservation and sustainable use of oceans, seas and marine resources, protection, restoration and sustainable use of terrestrial ecosystems, sustainable management of forests, fight against desertification, land degradation and biodiversity loss;

b. Social: no poverty, zero hunger, food security, healthy lives and well-being at all ages, inclusive and equitable quality education and lifelong learning opportunities, gender equality, women and girls empowerment, availability of water and sanitation, access to affordable, reliable and modern energy, inclusive and sustainable economic growth, full and productive employment and decent work, resilient infrastructure, inclusive and sustainable industrialization, reduced inequality, inclusive, safe and resilient cities and human settlements, peaceful and inclusive societies, access to justice and effective, accountable and inclusive institutions, global partnership for sustainable development.

3. A company operating in a high GHG emission sector that is transitioning its business model to align with the objective of maintaining the global temperature rise below 1.5°C. A company qualifying as sustainable investment through this criteria can for example contribute to the following environmental objectives: GHG emissions reduction, fight against climate change;

4. A company with best-in-class environmental or social practices compared to its peers within the relevant sector and geographical region. The E or S best performer assessment is based on the BNPP AM ESG scoring methodology. The methodology scores companies and assesses them against a peer group comprising companies in comparable sectors and geographical regions. A company with a contribution score above 10 on the Environmental or Social pillar qualifies as best performer. A company qualifying as sustainable investment through this criteria can for example contribute to the following objectives:

a. Environmental: fight against climate change, environmental risk management, sustainable management of natural resources, waste management, water management, GHG emissions reduction, renewable energy, sustainable agriculture, green infrastructure;

b. Social: health and safety, human capital management, good external stakeholder management (supply chain, contractors, data), business ethics preparedness, good corporate governance.

Green bonds, social bonds and sustainability bonds issued to support specific environmental and/or social projects are also qualified as sustainable investments provided that these debt securities receive an investment recommendation 'POSITIVE' or 'NEUTRAL' from the Sustainability Center following the issuer and underlying project assessment based on a proprietary Green/Social/Sustainability Bond Assessment methodology.

Companies identified as a sustainable investment should not significantly harm any other environmental or social objectives (the Do No Significant Harm 'DNSH' principle) and should follow good governance practices. BNP Paribas Asset Management (BNPP AM) uses its proprietary methodology to assess all companies against these requirements.

More information on the internal methodology can be found on the website of the investment manager: <https://docfinder.bnpparibas-am.com/api/files/14787511-CB33-49FC-B9B5-7E934948BE63>

Principal adverse impacts are the most significant negative impacts of investment decisions on sustainability factors relating to environmental, social and employee matters, respect for human rights, anti-corruption and anti-bribery matters.

● **How do the sustainable investments that the financial product partially intends to make, not cause significant harm to any environmental or social sustainable investment objective?**

Sustainable investments that the product partially intends to make should not significantly harm any environmental or social objective (DNSH Principle). In this respect, the investment manager commits to consider principal adverse impacts on sustainability factors by taking into account indicators for adverse impacts as defined in SFDR, and to not invest in companies that do not meet their fundamental obligations in line with the OECD Guidelines and the UN Guiding Principles on Business and Human Rights.

How have the indicators for adverse impacts on sustainability factors been taken into account?

The investment manager ensures that throughout its investment process, the financial product takes into all the account principal all the adverse impact indicators that are relevant to its investment strategy to select the sustainable investments that the financial product partially intends to make by systematically implementing the sustainable investment pillars defined in the BNP Paribas Asset Management Global Sustainability Strategy (GSS) into its investment process : RBC policy, ESG integration guidelines, Stewardship, the forward-looking vision the '3Es' (Energy transition, Environmental sustainability, Equality & Inclusive Growth).

The RBC policy establishes a common framework across investments and economic activities that help identify industries and behaviours presenting a high risk of adverse impacts in violation of international norms. As part of the RBC Policy, sector policies provide a tailored approach to identify and prioritize principal adverse impacts based on the nature of the economic activity, and in many cases, the geography in which these economic activities take place.

The ESG Integration Guidelines includes a series of commitments, which are material to consideration of principal adverse sustainability impacts, and guides the internal ESG integration process. The proprietary ESG scoring framework includes an assessment of a number of adverse sustainability impacts caused by companies in which we invest. Outcome of this assessment may impact the valuation models as well as the portfolio construction depending on the severity and materiality of adverse impacts identified.

Thus, the Investment Manager considers principal adverse sustainability impacts throughout the investment process through the use of the internal ESG scores and construction of the portfolio with an improved ESG profile compared to its investment universe.

The Forward-looking perspective defines a set of objectives and developed performance indicators to measure how the researches, portfolios and commitments are aligned on three issues, the '3Es' (Energy transition, Environmental sustainability, Equality & inclusive growth) and thus support investment processes.

Furthermore, the Stewardship team regularly identifies adverse impacts through ongoing research, collaboration with other long-term investors, and dialogue with NGOs and other experts.

As regards the sustainable investments that the financial product intends to make, the following principal adverse sustainability impacts are taken into account:

Corporate mandatory indicators:

1. GreenHouse Gas (GHG) Emissions

2. Carbon footprint
3. GHG intensity of investee companies
4. Exposure to companies active in the fossil fuel sector
5. Share of non-renewable energy consumption and production
6. Energy consumption intensity per high impact climate sector
7. Activities negatively affecting biodiversity sensitive areas
8. Emissions to water
9. Hazardous waste ratio
10. Violations of UN Global Compact principles and Organisation for Economic Cooperation and Development (OECD) Guidelines for Multinational Enterprises
11. Lack of processes and compliance mechanisms to monitor compliance with UN Global Compact principles and OECD Guidelines for Multinational Enterprises
12. Unadjusted gender pay gap
13. Board gender diversity
14. Exposure to controversial weapons (anti-personnel mines, cluster munitions, chemical weapons and biological weapons)

Corporate voluntary indicators:

Environment

4. Investments in companies without carbon emission reduction initiatives

Social

4. Lack of a supplier code of conduct
9. Lack of a human rights policy

Sovereign mandatory indicator:

15. GHG intensity
16. Investee countries subject to social violations

More detailed information on the manner in which principal adverse impacts on sustainability factors are considered can be found in the BNP PARIBAS ASSET MANAGEMENT SFDR disclosure statement:

<https://docfinder.bnpparibas-am.com/api/files/874ADAE2-3EE7-4AD4-B0ED-84FC06E090BF>

In addition, information on how the principal adverse impacts on sustainability factors have been considered over the year will be available in the annual report of the financial product.

How are the sustainable investments aligned with the OECD Guidelines for Multinational Enterprises and the UN Guiding Principles on Business and Human Rights?

The investment universe of the financial product is periodically screened with a view to identify issuers that are potentially in violation or at risk of violation of the UN Global Compact Principles, OECD Guidelines for Multinational Enterprises and UN Guiding Principles on Business & Human Rights, including the principles and rights set out in the eight fundamental conventions identified in the Declaration of the International Labour Organisation on Fundamental Principles and Rights at Work and the International Bill of Human Rights. This assessment is conducted within the BNPP AM Sustainability Centre on the basis of internal analysis and information provided by external experts, and in consultation with BNP Paribas Group CSR Team. If an issuer is found to be in serious and repeated violations of any of the principles, it will be placed on an 'exclusion list' and will not be available for investment. Existing investments should be divested from the portfolio according to an internal procedure. If an issuer is at risk of violating any of the principles, it is placed on a 'watch list' monitored, as appropriate.

The EU Taxonomy sets out a 'do not significant harm' principle by which Taxonomy-aligned investments should not significantly harm EU Taxonomy objectives and is accompanied by specific EU criteria.

The 'do no significant harm' principle applies only to those investments underlying the financial product that take into account the EU criteria for environmentally sustainable economic activities. The investments underlying the remaining portion of this financial product do not take into account the EU criteria for environmentally sustainable economic activities.

Any other sustainable investments must also not significantly harm any environmental or social objectives.





Does this financial product consider principal adverse impacts on sustainability factors?

Yes

The product considers principal adverse impacts on sustainability factors by systematically implementing the sustainable investment pillars defined in the GSS into its investment process. These pillars are covered by firm-wide policies that set criteria to identify, consider and prioritise as well as address or mitigate adverse sustainability impacts caused by issuers.

The RBC policy establishes a common framework across investments and economic activities that help identify industries and behaviours presenting a high risk of adverse impacts in violation of international norms. As part of the RBC Policy, sector policies provide a tailored approach to identify and prioritize principal adverse impacts based on the nature of the economic activity, and in many cases, the geography in which these economic activities take place.

The ESG Integration Guidelines includes a series of commitments, which are material to consideration of principal adverse sustainability impacts, and guides the internal ESG integration process. The proprietary ESG scoring framework includes an assessment of a number of adverse sustainability impacts caused by companies in which we invest. Outcome of this assessment may impact the valuation models as well as the portfolio construction depending on the severity and materiality of adverse impacts identified.

Thus, the Investment Manager considers principal adverse sustainability impacts throughout the investment process through the use of the internal ESG scores and construction of the portfolio with an improved ESG profile compared to its investment universe.

The Forward-looking perspective defines a set of objectives and developed performance indicators to measure how the researches, portfolios and commitments are aligned on three issues, the '3Es' (Energy transition, Environmental sustainability, Equality & inclusive growth) and thus support investment processes.

Furthermore, the Stewardship team regularly identifies adverse impacts through ongoing research, collaboration with other long-term investors, and dialogue with NGOs and other experts.

Actions to address or mitigate principal adverse sustainability impacts depend on the severity and materiality of these impacts. These actions are guided by the RBC Policy, ESG Integration Guidelines, and Engagement and Voting Policy which include the following provisions :

- Exclusion of issuers that are in violation of international norms and conventions and issuers that are involved in activities presenting an unacceptable risk to society and/or the environment
- Engagement with issuers with the aim of encouraging them to improve their environmental, social and governance practices and, thus, mitigate potential adverse impacts
- In case of equity holdings, voting at Annual General Meetings of companies the portfolio is invested in to promote good governance and advance environmental and social issues
- Ensuring all securities included in the portfolio have supportive ESG research
- Managing portfolios so that their aggregate ESG score is better than the relevant benchmark or universe

Based on the above approach, and depending on the composition of the financial product's portfolio (i.e. the type of issuer), the financial product considers and addresses or mitigates the following principal adverse sustainability impacts:

Corporate mandatory indicators:

1. GreenHouse Gas (GHG) Emissions
2. Carbon footprint
3. GHG intensity of investee companies
4. Exposure to companies active in the fossil fuel sector
5. Share of non-renewable energy consumption and production
6. Energy consumption intensity per high impact climate sector



7. Activities negatively affecting biodiversity sensitive areas
8. Emissions to water
9. Hazardous waste ratio
10. Violations of UN Global Compact principles and Organisation for Economic Cooperation and Development (OECD) Guidelines for Multinational Enterprises
11. Lack of processes and compliance mechanisms to monitor compliance with UN Global Compact principles and OECD Guidelines for Multinational Enterprises
12. Unadjusted gender pay gap
13. Board gender diversity
14. Exposure to controversial weapons (anti-personnel mines, cluster munitions, chemical weapons and biological weapons)

Corporate voluntary indicators:

Environment

4. Investments in companies without carbon emission reduction initiatives

Social

4. Lack of a supplier code of conduct
9. Lack of a human rights policy

Sovereign mandatory indicator:

15. GHG intensity
16. Investee countries subject to social violations

More detailed information on the manner in which principal adverse impacts on sustainability factors are considered can be found in the BNP PARIBAS ASSET MANAGEMENT SFDR disclosure statement: <https://docfinder.bnpparibas-am.com/api/files/874ADAE2-3EE7-4AD4-BOED-84FC06E090BF>
In addition, information on how the principal adverse impacts on sustainability factors have been considered over the year will be available in the annual report of the financial product.

No



What investment strategy does this financial product follow?

The investment strategy guides investment decisions based on factors such as investment objectives and risk tolerance.

To achieve the investment objective of the financial product, the investment manager takes into account at each step of its investment process the Environmental, Social and Governance (ESG) criteria that the financial product promotes.

The investment universe of the financial product is thoroughly screened with a view to identify issuers that are in violation of the UN Global Compact Principles, OECD Guidelines for Multinational Enterprises and UN Guiding Principles on Business & Human Rights.

Then the Investment Manager integrates ESG ratings and criteria into the assessment of issuers. ESG ratings are built by BNP Paribas Asset Management's Sustainability Centre using a proprietary ESG methodology.

The investment manager constantly integrates the binding elements of the investment strategy described in the question below to construct an investment portfolio with an improved ESG profile compared to its investment universe.

Environmental, social and governance (ESG) criteria contribute to, but are not a determining factor in, the manager's decision-making.

The elements of the investment strategy to attain the environmental or social characteristics promoted by this financial product as described below are systematically integrated throughout the investment process.

- **What are the binding elements of the investment strategy used to select the investments to attain each of the environmental or social characteristics promoted by this financial product?**

- The financial product shall comply with the RBC Policy by excluding companies involved in controversies due to poor practices related to human and labor rights, environment, and corruption, as well as



companies operating in sensitive sectors (tobacco, coal, controversial weapons, asbestos,...), as these companies are deemed to be in violation of international norms, or to cause unacceptable harm to society and/or the environment.

More information on the RBC Policy, and in particular criteria relating to sectoral exclusions, can be found on the website of the investment manager: Sustainability documents - BNPP AM Corporate English (<https://www.bnpparibas-am.com/sustainability-documents/>)

- The financial product shall have the weighted average ESG score of its portfolio higher than the weighted average ESG score of its investment universe, as defined in the Prospectus

- The financial product shall have at least 75% of its assets (excluding ancillary liquid assets) covered by the ESG analysis based on the ESG internal proprietary methodology

- The financial product shall invest at least 1% of its assets in 'sustainable investments' as defined in Article 2 (17) of the SFDR regulation. Criteria to qualify an investment as 'sustainable investment' are indicated in the above question 'What are the objectives of the sustainable investments that the financial product partially intends to make and does the sustainable investments contribute to such objectives' and the quantitative and qualitative thresholds are mentioned in the main part of the Prospectus

● **What is the committed minimum rate to reduce the scope of the investments considered prior to the application of that investment strategy?**

The financial product does not commit to a reduction of the scope of investments prior to the application of its investment strategy.

● **What is the policy to assess good governance practices of the investee companies?**

The ESG scoring framework assesses corporate governance through a core set of standard key performance indicators for all sectors supplemented by sector specific metrics. The governance metrics and indicators to assess good governance practices such as sound management structures, employee relations, remuneration of staff and tax compliance include but are not limited to:

- Separation of power (e.g. Split CEO/Chair)
- Board diversity
- Executive pay (remuneration policy)
- Board Independence, and key committees independence
- Accountability of directors
- Financial expertise of the Audit Committee
- Respect of shareholders rights and absence of antitakeover devices
- The presence of appropriate policies (i.e. Bribery and corruption, whistleblower)
- Tax disclosure
- An assessment of prior negative incidents relating to governance

The ESG analysis goes beyond the framework to look at a more qualitative assessment of how the insights from our ESG model are reflected in the culture and operations of investee companies. In some cases, the ESG analysts will conduct due diligence meetings to better understand the company's approach to corporate governance.

Good governance practices include sound management structures, employee relations, remuneration of staff and tax compliance.



What is the asset allocation planned for this financial product?

Asset allocation describes the share of investments in specific assets.

At least 37% of the investments of the financial product will be used to meet the environmental or social characteristics promoted, in accordance with the binding elements of the investment strategy of the financial product.

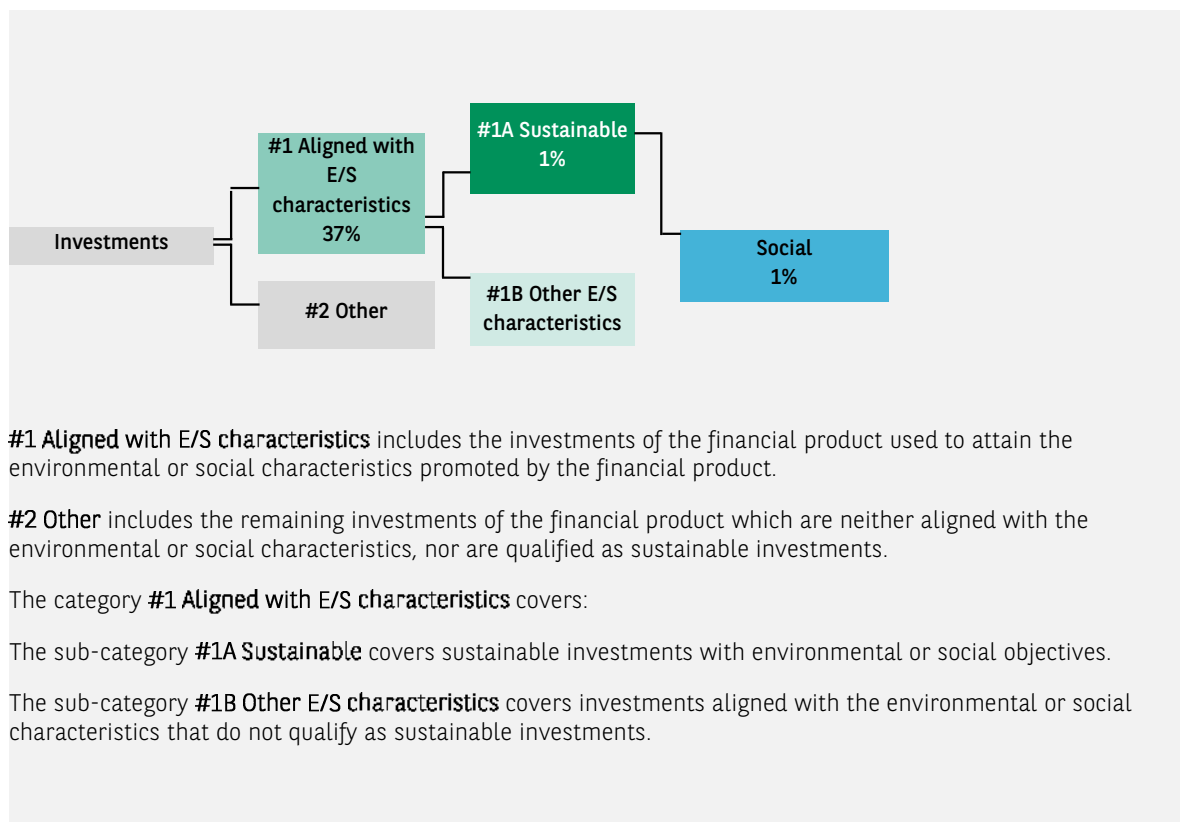
Taxonomy-aligned activities are expressed as a share of:

For the avoidance of doubt, such a proportion is solely a minimum and the exact percentage of the investments of the financial product that attained the promoted environmental or social characteristics will be available in the annual report.

The minimum proportion of sustainable investments of the financial product is 1%.

The remaining proportion of the investments is mainly used as described under the question: "What investments are included under "#2 Other", what is their purpose and are there any minimum environmental or social safeguards?"

- **turnover** reflecting the share of revenue from green activities of investee companies.
 - **capital expenditure** (CapEx) showing the green investments made by investee companies, e.g. for a transition to a green economy.
 - **operational expenditure** (OpEx) reflecting green operational activities of investee companies.



● **How does the use of derivatives attain the environmental or social characteristics promoted by the financial product?**

Financial derivative instruments may be used for efficient portfolio management, hedging and/or investment purposes, if applicable. These instruments are not used to attain the environmental or social characteristics promoted by the product.



To what minimum extent are sustainable investments with an environmental objective aligned with the EU Taxonomy?

Not applicable

● **Does the financial product invest in fossil gas and/or nuclear energy related activities¹ that comply with the EU Taxonomy ?**

Yes

In fossil gas In Nuclear Energy

No

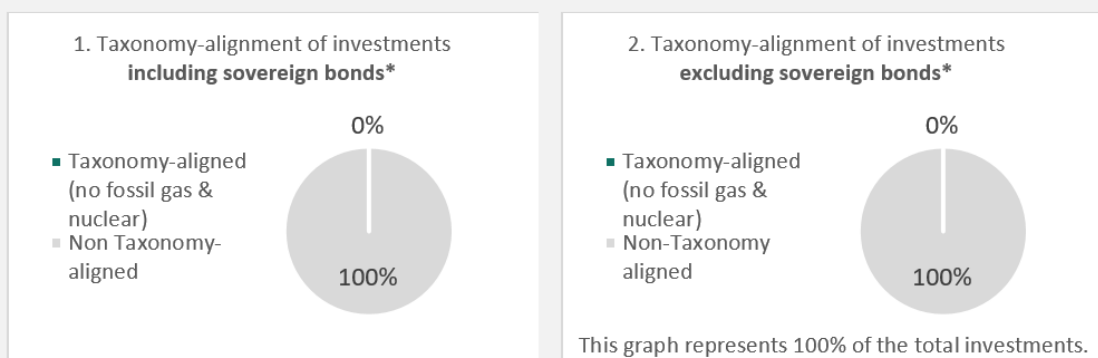
¹ -Fossil gas and/or nuclear related activities will only comply with the EU Taxonomy where they contribute to limiting climate change ("climate change mitigation") and do not significantly harm any EU Taxonomy objective - see explanatory note in the left hand margin. The full criteria for fossil gas and nuclear energy economic activities that comply with the EU Taxonomy are laid down in Commission Delegated Regulation (EU) 2022/1214.

To comply with the EU Taxonomy, the criteria for **fossil gas** include limitations on emissions and switching to renewable power or low-carbon fuels by the end of 2035. For **nuclear energy**, the criteria include comprehensive safety and waste management rules.



Enabling activities directly enable other activities to make a substantial contribution to an environmental objective. **Transitional activities** are activities for which low-carbon alternatives are not yet available and among others have greenhouse gas emission levels corresponding to the best performance.

The two graphs below show in green the minimum percentage of investments that are aligned with the EU Taxonomy. As there is no appropriate methodology to determine the Taxonomy-alignment of sovereign bonds*, the first graph shows the Taxonomy-alignment in relation to all the investments of the financial product including sovereign bonds, while the second graph shows the Taxonomy-alignment only in relation to the investments of the financial product other than sovereign bonds.



* For the purpose of these graphs, 'sovereign bonds' consist of all sovereign exposures

● **What is the minimum share of investments in transitional and enabling activities?**

Not applicable

are sustainable investments with an environmental objective that **do not take into account the criteria** for environmentally sustainable economic activities under the EU Taxonomy.

● **What is the minimum share of sustainable investments with an environmental objective that are not aligned with the EU Taxonomy?**

Not applicable

● **What is the minimum share of socially sustainable investments?**

The minimum share of socially sustainable investments within the financial product is 1%.

● **What investments are included under '#2 Other', what is their purpose and are there any minimum environmental or social safeguards?**

The remaining proportion of the investments may include :

- The proportion of assets that are not used to meet the environmental or social characteristics promoted by the financial product. These assets are used for investment purposes, or
- Instruments which are mainly used for liquidity, efficient portfolio management, and/or hedging purposes, notably cash, deposits and derivatives

In any case, the investment manager will ensure that those investments are made while maintaining the improvement of the ESG profile of the financial product. In addition, those investments are made in compliance with our internal processes, including the following minimum environmental or social safeguards:

- The risk management policy. The risk management policy comprises procedures as are necessary to enable the management company to assess for each financial product it manages the exposure of that product to market, liquidity, sustainability and counterparty risks. And
- The RBC policy, where applicable, through the exclusion of companies involved in controversies due to poor

practices related to human and labour rights, environment, and corruption, as well as companies operating in sensitive sectors (tobacco, coal, controversial weapons, asbestos,...), as these companies are deemed to be in violation of international norms, or to cause unacceptable harm to society and/or the environment



Is a specific index designated as a reference benchmark to determine whether this financial product is aligned with the environmental and/or social characteristics that it promotes?

Reference benchmarks are indexes to measure whether the financial product attains the environmental or social characteristics that they promote.

No reference benchmark has been designated for the purpose of attaining the environmental or social characteristics promoted by the financial product.

- **How is the reference benchmark continuously aligned with each of the environmental or social characteristics promoted by the financial product?**

Not applicable

- **How is the alignment of the investment strategy with the methodology of the index ensured on a continuous basis?**

Not applicable

- **How does the designated index differ from a relevant broad market index?**

Not applicable

- **Where can the methodology used for the calculation of the designated index be found?**

Not applicable



Where can I find more product specific information online?

More product-specific information can be found on the website: <https://www.bnpparibas-am.com/> after choosing the relevant country and directly in the section 'Sustainability-related disclosures' dedicated to the product.

Template pre-contractual disclosure for the financial products referred to in Article 9, paragraphs 1 to 4a, of Regulation (EU) 2019/2088 and Article 5, first paragraph, of Regulation (EU) 2020/852

Product name: BNP PARIBAS FUNDS Emerging Markets Climate Solutions

Legal identifier: 213800J78SL2FT8YCB81

Sustainable investment means an investment in an economic activity that contributes to an environmental or social objective, provided that the investment does not significantly harm any environmental or social objective and that the investee companies follow good governance practices.

The **EU Taxonomy** is a classification system laid down in Regulation (EU) 2020/852, establishing a list of **environmentally sustainable economic activities**. That Regulation does not include a list of socially sustainable economic activities. Sustainable investments with an environmental objective might be aligned with the Taxonomy or not.

SUSTAINABLE INVESTMENT OBJECTIVE

Does this financial product have a sustainable investment objective?

Yes

No

It will make a minimum of sustainable investments with an environmental objective: 51%

in economic activities that qualify as environmentally sustainable under the EU Taxonomy

in economic activities that do not qualify as environmentally sustainable under the EU Taxonomy

It will make a minimum of sustainable investments with a social objective: 1%

It promotes Environmental/Social (E/S) characteristics and while it does not have as its objective a sustainable investment, it will have a minimum proportion of ___% of sustainable investments

with an environmental objective in economic activities that qualify as environmentally sustainable under the EU Taxonomy

with an environmental objective in economic activities that do not qualify as environmentally sustainable under the EU Taxonomy

with a social objective

It promotes E/S characteristics, but **will not make any sustainable investments**



What is the sustainable investment objective of this financial product?

The sustainable investment objective of the BNP Paribas Funds Emerging Climate Solutions fund is to participate in the transition into a sustainable world by –investing in companies across emerging markets which provide environmental solutions, facilitating the overarching goal of climate mitigation. This is with a dual focus on the contribution of the energy transition and ecosystem restoration. As such, the selection of the underlying issuers will be made by focusing on positive contribution towards the restoration of ecosystems, combined with energy solution providers.

At all times, this thematic sub-fund invests in equities and/or equity equivalent securities issued by companies that have their registered offices or conduct the majority of their business activities in emerging countries (defined as non OECD countries prior to 1 January 1994 together with Turkey and Greece) and that have at least 20% of their economic activities (measured via Revenue, CapEx

or OpEx) aligned to either the energy transition (primarily renewable energy production, energy technology & materials and energy infrastructure & mobility) or ecosystem restoration (primarily ocean health & clean water, smart agriculture & food innovation and circular economy & eco-design).

Emerging Markets Climate Solutions themes include but are not limited to renewable energy production, energy technology & materials and energy infrastructure & mobility as well as ocean health & clean water, smart agriculture & food innovation and circular economy & eco-design.

Renewable Energy Production; This theme relates to decarbonising the energy system through production of renewable energy and carbon capture. Examples include clean power, hydrogen production, and renewable installation.

Energy Technology & Materials; This theme relates to digitalising the energy system through electrification, efficiency and technology. Examples include batteries for electric vehicles, environmental data analytics, and critical raw materials.

Energy Infrastructure & Mobility; This relates to decentralising the energy system through new infrastructure, distributed energy, and battery storage. This includes electric vehicle charging, hydrogen mobility and micro eMobility.

Ocean Health & Clean Water; This relates to aquatic ecosystems, which sustain the lives of billions of people, regulate climate, produces half our oxygen. Examples include desalination, smart irrigation and water flow control.

Smart Agriculture & Food Innovation; This relates to terrestrial ecosystems, which provide the basis for life through food supply, habitats for organisms and biodiversity. Examples include animal health, smart farming and forestry management.

Circular Economy & Eco-Design; This relates to the circular economy, which includes reducing, re-using and recycling materials to reduce waste and pollution. Examples include biodegradable plastics, textile recycling and waste management.

The extent to which sustainable investments underlying the financial product contribute to the environmental objectives set out in Article 9 of Regulation (EU) 2020/852: climate change mitigation, climate change adaptation, the sustainable use and protection of water and marine resources, the transition to a circular economy, pollution prevention and control and/or the protection and restoration of biodiversity and ecosystems and are aligned with the EU Taxonomy are disclosed in the two graphs below in the document.

No reference benchmark has been designated for the purpose of attaining the sustainable investment objective of the financial product.

● ***What sustainability indicators are used to measure the attainment of the sustainable investment objective of this financial product?***

The following sustainability indicators are used to measure the attainment of the sustainable investment objective of the financial product:

- The percentage of the financial product's portfolio compliant with the BNP Paribas Asset Management Responsible Business Conduct Policy (RBC Policy);
- The financial product shall invest in companies with at least 20% of revenue, profit or invested capital aligned with the financial product's thematic;
- The percentage of the initial thematic universe that is reduced in order to define the final thematic universe (based on SDG alignment and DNSH criteria);
- The percentage of the financial product's assets covered by the ESG analysis based on the proprietary ESG methodology (excluding ancillary liquid assets);

Sustainability indicators measure how the sustainable objectives of this financial product are attained.

- The percentage of the financial product's assets covered by the SDG alignment and DNSH analysis based on the proprietary sustainable investments methodology (excluding ancillary liquid assets); The percentage of the financial product's portfolio invested in "sustainable investments" as defined in Article 2 (17) of the SFDR regulation;
- The percentage of the financial product's portfolio aggregate Revenue which is "EU Taxonomy Aligned" as defined by Regulation (EU) 2020/852.

How do sustainable investments not cause significant harm to any environmental or social sustainable investment objective?

Sustainable investments that the product partially intends to make should not significantly harm any environmental or social objective (DNSH Principle). In this respect, the investment manager commits to consider principal adverse impacts on sustainability factors by taking into account indicators for adverse impacts as defined in SFDR where these are relevant and material to the investment strategy, and to not invest in companies that do not meet their fundamental obligations in line with the OECD Guidelines and the UN Guiding Principles on Business and Human Rights.

How have the indicators for adverse impacts on sustainability factors been taken into account?

The investment manager ensures that throughout its investment process, the financial product takes into account principal adverse impact indicators that are relevant to its investment strategy to select the sustainable investments that the financial product partially intends to make by systematically implementing the sustainable investment pillars defined in the BNP Paribas Asset Management Global Sustainability Strategy (GSS) into its investment process and as further detailed below in this document; RBC policy, ESG integration guidelines, Stewardship, the forward-looking vision – the '3Es' (Energy transition, Environmental sustainability, Equality & Inclusive Growth).

The RBC policy establishes a common framework across investments and economic activities that help identify industries and behaviours presenting a high risk of adverse impacts in violation of international norms. As part of the RBC Policy, sector policies provide a tailored approach to identify and prioritize principal adverse impacts based on the nature of the economic activity, and in many cases, the geography in which these economic activities take place.

The ESG Integration Guidelines includes a series of commitments, which are material to consideration of principal adverse sustainability impacts, and guides the internal ESG integration process. The proprietary ESG scoring framework includes an assessment of a number of adverse sustainability impacts caused by companies in which we invest. The result of this assessment leads to the exclusion of companies that are not aligned with the SDGs.

The Forward-looking perspective defines a set of objectives and developed performance indicators to measure how the researches, portfolios and commitments are aligned on three issues, the "3Es" (Energy transition, Environmental sustainability, Equality & inclusive growth) and thus support investment processes.

Furthermore, the Stewardship team regularly identifies adverse impacts through ongoing research, collaboration with other long-term investors, and dialogue with NGOs and other experts.

As regards the sustainable investments that the financial product intends to make, the following principal adverse sustainability impacts are taken into account:

Corporate mandatory indicators:

1. GreenHouse Gas (GHG) Emissions

Principal adverse impacts are the most significant negative impacts of investment decisions on sustainability factors relating to environmental, social and employee matters, respect for human rights, anti-corruption and anti-bribery matters.

2. Carbon footprint
3. GHG intensity of investee companies
4. Exposure to companies active in the fossil fuel sector
5. Share of non-renewable energy consumption and production
6. Energy consumption intensity per high impact climate sector
7. Activities negatively affecting biodiversity sensitive areas
8. Emissions to water
9. Hazardous waste ratio
10. Violations of UN Global Compact principles and Organisation for Economic Cooperation and Development (OECD) Guidelines for Multinational Enterprises
11. Lack of processes and compliance mechanisms to monitor compliance with UN Global Compact principles and OECD Guidelines for Multinational Enterprises
12. Unadjusted gender pay gap
13. Board gender diversity
14. Exposure to controversial weapons (anti-personnel mines, cluster munitions, chemical weapons and biological weapons)

Corporate voluntary indicators:

Environment

4. Investments in companies without carbon emission reduction initiatives

Social

4. Lack of a supplier code of conduct
9. Lack of a human rights policy

Sovereign mandatory indicators

15. GHG intensity
16. Investee countries subject to social violations

More detailed information on the manner in which principal adverse impacts on sustainability factors are considered can be found in the BNP PARIBAS ASSET MANAGEMENT [SFDR disclosure statement: sustainability risk integration and Principal Adverse Impacts considerations](#).

In addition, information on how the principal adverse impacts on sustainability factors have been considered over the year will be available in the annual report of the financial product.

— — *How are the sustainable investments aligned with the OECD Guidelines for Multinational Enterprises and the UN Guiding Principles on Business and Human Rights?*

The investment universe of the financial product is periodically screened with a view to identify issuers that are potentially in violation or at risk of violation of the UN Global Compact Principles, OECD Guidelines for Multinational Enterprises and UN Guiding Principles on Business & Human Rights, including the principles and rights set out in the eight fundamental conventions identified in the Declaration of the International Labour Organisation on Fundamental Principles and Rights at Work and the International Bill of Human Rights. This assessment is conducted within the BNPP AM Sustainability Centre on the basis of internal analysis and information provided by external experts, and in consultation with BNP Paribas Group CSR Team. If an issuer is found to be in serious and repeated violations of any of the principles, it will be placed on an “exclusion list” and will not be available for investment. Existing investments should be divested from the portfolio according to an internal procedure. If an issuer is at risk of violating any of the principles, it is placed on a “watch list” monitored, as appropriate.



Does this financial product consider principal adverse impacts on sustainability factors?



Yes

The product considers principal adverse impacts on sustainability factors by systematically implementing the sustainable investment pillars defined in the GSS into its investment process. These pillars are covered by firm-wide policies that set criteria to identify, consider and prioritise as well as address or mitigate adverse sustainability impacts caused by issuers.

The RBC policy establishes a common framework across investments and economic activities that help identify industries and behaviours presenting a high risk of adverse impacts in violation of international norms. As part of the RBC Policy, sector policies provide a tailored approach to identify and prioritize principal adverse impacts based on the nature of the economic activity, and in many cases, the geography in which these economic activities take place.

The ESG Integration Guidelines includes a series of commitments, which are material to consideration of principal adverse sustainability impacts, and guides the internal ESG integration process. The proprietary ESG scoring framework includes an assessment of a number of adverse sustainability impacts caused by companies in which we invest. The result of this assessment leads to the exclusion of companies that are not aligned with the SDGs.

The Forward-looking perspective defines a set of objectives and developed performance indicators to measure how the researches, portfolios and commitments are aligned on three issues, the “3Es” (Energy transition, Environmental sustainability, Equality & inclusive growth) and thus support investment processes.

Furthermore, the Stewardship team regularly identifies adverse impacts through ongoing research, collaboration with other long-term investors, and dialogue with NGOs and other experts.

Actions to address or mitigate principal adverse sustainability impacts depend on the severity and materiality of these impacts. These actions are guided by the RBC Policy, ESG Integration Guidelines, and Engagement and Voting Policy which include the following provisions:

- Exclusion of issuers that are in violation of international norms and conventions and issuers that are involved in activities presenting an unacceptable risk to society and/or the environment;
- Engagement with issuers with the aim of encouraging them to improve their environmental, social and governance practices and, thus, mitigate potential adverse impacts;
- In case of equity holdings, voting at Annual General Meetings of companies the portfolio is invested in to promote good governance and advance environmental and social issues;
- Ensuring all securities included in the portfolio have supportive ESG research.

Based on the above approach, and depending on composition of the financial product’s portfolio (i.e. the type of issuer), the financial product considers and addresses or mitigates the following principal adverse sustainability impacts:

Corporate mandatory indicators:

1. GreenHouse Gas (GHG) Emissions
2. Carbon footprint
3. GHG intensity of investee companies
4. Exposure to companies active in the fossil fuel sector
5. Share of non-renewable energy consumption and production

6. Energy consumption intensity per high impact climate sector
7. Activities negatively affecting biodiversity sensitive areas
8. Emissions to water
9. Hazardous waste ratio
10. Violations of UN Global Compact principles and Organisation for Economic Cooperation and Development (OECD) Guidelines for Multinational Enterprises
11. Lack of processes and compliance mechanisms to monitor compliance with UN Global Compact principles and OECD Guidelines for Multinational Enterprises
12. Unadjusted gender pay gap
13. Board gender diversity
14. Exposure to controversial weapons (anti-personnel mines, cluster munitions, chemical weapons and biological weapons)

Corporate voluntary indicators:

Environment

4. Investments in companies without carbon emission reduction initiatives

Social

4. Lack of a supplier code of conduct
9. Lack of a human rights policy

Sovereign mandatory indicators

15. GHG intensity
16. Investee countries subject to social violations

More detailed information on the manner in which principal adverse impacts on sustainability factors are considered can be found in the [BNP PARIBAS ASSET MANAGEMENT SFDR disclosure statement: sustainability risk integration and Principal Adverse Impacts considerations](#).

In addition, information on how the principal adverse impacts on sustainability factors have been considered over the year will be available in the annual report of the financial product.

No



What investment strategy does this financial product follow?

This financial product is actively managed. The benchmark MSCI Emerging Market (USD) NR is used for performance comparison only. The financial product is not benchmark-constrained and its performance may deviate significantly from that of the benchmark.

The financial product seeks to increase the value of its assets over the medium term by investing in shares issued by companies that are engaging in climate solutions across emerging markets.

These companies provide through their products, services or processes solutions to aquatic and terrestrial ecosystems, the circular economy, as well as renewable energy production, energy technology & materials and energy infrastructure & mobility.

The Renewable Energy Production refers to decarbonizing the energy system through production of renewable energy and carbon capture. Examples include clean power, hydrogen production, and renewable installation.

The Energy Technology & Materials refers to digitalizing the energy system through electrification, efficiency and technology. Examples include batteries for electric vehicles, environmental data analytics, and critical raw materials.

The Energy Infrastructure & Mobility refers to decentralizing the energy system through new infrastructure, distributed energy and battery storage. This includes electric vehicle charging, hydrogen mobility and micro eMobility.

Ocean Health & Clean Water. This relates to aquatic ecosystems, which sustain the lives of billions of people, regulate climate, produces half our oxygen. Examples include desalination, smart irrigation and water flow control.

The investment strategy guides investment decisions based on factors such as investment objectives and risk tolerance.

Smart Agriculture & Food Innovation. This relates to terrestrial ecosystems, which provide the basis for life through food supply, habitats for organisms and biodiversity. Examples include animal health, smart farming and forestry management.

Circular Economy & Eco-Design. This relates to the circular economy, which includes reducing, re-using and recycling materials to reduce waste and pollution. Examples include biodegradable plastics, textile recycling and waste management.

It may be exposed up to 50% of its assets to Mainland China by investing in China A shares via the Stock Connect.

The investment team applies also BNP PARIBAS ASSET MANAGEMENT's Responsible Investment Policy, which takes into account Environmental, Social and Governance (ESG) criteria such as but not limited to reduction of emissions of greenhouse gas, respect of human rights, respect of minority shareholders rights at each step of the investment process of the financial product.

An extra-financial strategy may comprise methodological limitations such as the ESG Investment Risk as defined by the asset manager.

The elements of the investment strategy to attain the sustainable investment objective of this financial product as described below are systematically integrated throughout the investment process.

● ***What are the binding elements of the investment strategy used to select the investments to attain the sustainable investment objective?***

- The financial product shall comply with the RBC Policy by excluding companies involved in controversies due to poor practices related to human and labor rights, environment, and corruption, as well as companies operating in sensitive sectors (tobacco, coal, controversial weapons, asbestos,...), as these companies are deemed to be in violation of international norms, or to cause unacceptable harm to society and/or the environment;

More information on the RBC Policy, and in particular criteria relating to sectoral exclusions, can be found on the website of the investment manager: [Sustainability documents - BNPP AM Corporate English \(bnpparibas-am.com\)](https://www.bnpparibas-am.com/en/sustainability).

- The financial product shall invest in companies with at least 20% of revenue, profit or invested capital aligned with the financial product's thematic;
- At least 20% of the initial thematic universe is reduced in order to define the final thematic universe (based on SDG alignment and DNSH criteria);
- The financial product shall have at least 90% of its assets (excluding ancillary liquid assets) covered by the ESG analysis based on the proprietary ESG methodology;
- The financial product shall have at least 90% of its assets covered by the SDG alignment and DNSH analysis based on the proprietary sustainable investments methodology (excluding ancillary liquid assets);
- The financial product shall invest at least 85% of its portfolio in "sustainable investments" as defined in Article 2 (17) of the SFDR regulation. Criteria to qualify an investment as "sustainable investment" and the quantitative and qualitative thresholds are indicated in the main part of the Prospectus.
- The financial product's shall invest at least 1% of its assets in companies "EU Taxonomy Aligned".

● ***What is the policy to assess good governance practices of the investee companies?***

The ESG scoring framework assesses corporate governance. through a core set of standard key performance indicators for all sectors supplemented by sector specific metrics.

Good governance practices include sound management structures, employee relations, remuneration of staff and tax compliance.

The governance metrics and indicators to assess good governance practices such as sound management structures, employee relations, remuneration of staff and tax compliance, include but are not limited to:

- Separation of power (e.g. Split CEO/Chair),
- Board diversity,
- Executive pay (remuneration policy),
- Board Independence, and key committees independence
- Accountability of directors,
- Financial expertise of the Audit Committee,
- Respect of shareholders rights and absence of antitakeover devices
- The presence of appropriate policies (i.e. Bribery and corruption, whistleblower),
- Tax disclosure,
- An assessment of prior negative incidents relating to governance.

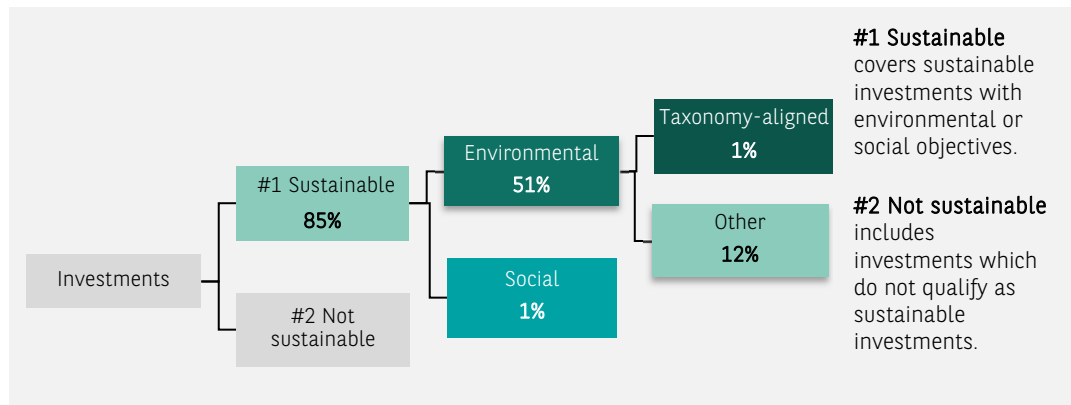
The ESG analysis goes beyond the framework to look at a more qualitative assessment of how the insights from our ESG model are reflected in the culture and operations of investee companies. In some cases, the ESG analysts will conduct due diligence meetings to better understand the company's approach to corporate governance.



What is the asset allocation and the minimum share of sustainable investments?

The minimum proportion of the investments used to meet the sustainable investment objective in accordance with the binding elements of its investment strategy is 85%.

Asset allocation describes the share of investments in specific assets.



#1 Sustainable covers sustainable investments with environmental or social objectives.

#2 Not sustainable includes investments which do not qualify as sustainable investments.

● How does the use of derivatives attain the sustainable investment objective?

Financial derivative instruments may be used for hedging and/or efficient portfolio management, if applicable. These instruments are not used to attain the sustainable investment objective of the product.



To what minimum extent are sustainable investments with an environmental objective aligned with the EU Taxonomy?

The extent to which sustainable investments with an environmental objective contribute to the environmental objectives set out in Article 9 of Regulation (EU) 2020/852; climate change mitigation, climate change adaptation, the sustainable use and protection of water and marine resources, the transition to a circular economy, pollution prevention and control and/or the protection and restoration of biodiversity and ecosystems and are aligned with the EU Taxonomy are disclosed in the two graphs below in the document.

Taxonomy-aligned activities are expressed as a share of:

- **turnover** reflecting the share of revenue from green activities of investee companies
- **capital expenditure** (CapEx) showing the green investments made by investee companies, e.g. for a transition to a green economy.
- **operational expenditure** (OpEx) reflecting green operational activities of investee companies.

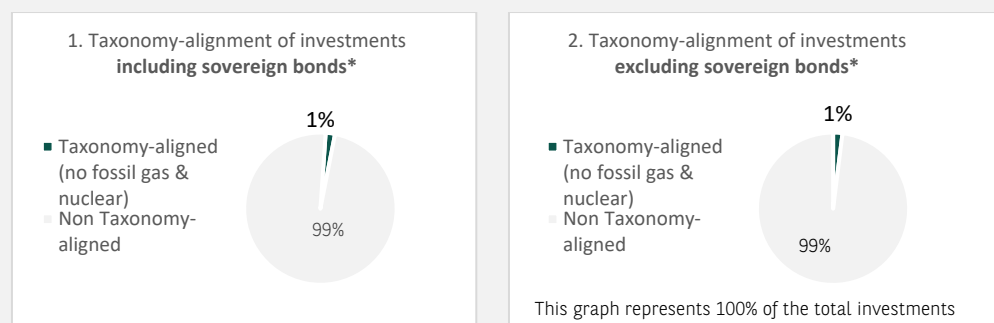
The Management Company is improving its Taxonomy-alignment data collection to ensure the accuracy and suitability of its Taxonomy sustainability-related disclosures. Further subsequent prospectus and taxonomy-alignment commitments updates will be made accordingly.

Economic activities that are not recognised by the Taxonomy Regulation are not necessarily environmentally harmful or unsustainable. In addition, all activities that can make a substantial contribution to environmental as well as social objectives are not yet part of the Taxonomy Regulation.

● **Does the financial product invest in fossil gas and/or nuclear energy related activities that comply with the EU Taxonomy¹?**

- Yes:
 - In fossil gas
 - In nuclear energy
- No

The two graphs below show in green the minimum percentage of investments that are aligned with the EU Taxonomy. As there is no appropriate methodology to determine the taxonomy-alignment of sovereign bonds*, the first graph shows the Taxonomy alignment in relation to all the investments of the financial product including sovereign bonds, while the second graph shows the Taxonomy alignment only in relation to the investments of the financial product other than sovereign bonds.



*For the purpose of these graphs, 'sovereign bonds' consist of all sovereign exposures

● **What is the minimum share of investments in transitional and enabling activities?**

Not applicable.



What is the minimum share of sustainable investments with an environmental objective that are not aligned with the EU Taxonomy?

¹ Fossil gas and/or nuclear related activities will only comply with the EU Taxonomy where they contribute to limiting climate change ("climate change mitigation") and do not significantly harm an EU Taxonomy objective –see explanatory note in the left hand margin. The full criteria for fossil gas and nuclear energy economic activities that comply with the EU Taxonomy are laid down in Commission Delegated Regulation (EU) 2022/1214.

To comply with the EU Taxonomy, the criteria for **fossil gas** include limitations on emissions and switching to renewable power or low-carbon fuels by the end of 2035. For **nuclear energy**, the criteria include comprehensive safety and waste management rules.

Enabling activities directly enable other activities to make a substantial contribution to an environmental objective.

Transitional activities are activities for which low-carbon alternatives are not yet available and among others have greenhouse gas emission levels corresponding to the best performance.

are environmentally sustainable investments that **do not take into account the criteria** for environmentally sustainable economic activities under the EU Taxonomy.

The minimum share of sustainable investments with an environmental objective that are not aligned with the EU Taxonomy is 12%.

The objective of the investment manager is not to prevent the product from investing in taxonomy-aligned activities within the framework of the investment strategy of the product.

The Management Company is improving its Taxonomy-alignment data collection to ensure the accuracy and suitability of its Taxonomy sustainability-related disclosures. In the meantime, the financial product will invest in sustainable investments with an environmental objective that are not aligned with the EU Taxonomy.



What is the minimum share of sustainable investments with a social objective?

The minimum share of socially sustainable investments within the financial product is 1%.



What investments are included under “#2 Not sustainable”, what is their purpose and are there any minimum environmental or social safeguards?

The remaining proportion of the investments is made in instruments used for liquidity and/or hedging purposes, such as cash, deposits and derivatives.

The investment manager will ensure that those investments are made while maintaining the sustainable investment objective of the financial product. In addition, those investments are made in compliance with our internal processes, including the following minimum environmental or social safeguards:

- the risk management policy. The risk management policy comprises procedures as are necessary to enable the management company to assess for each financial product it manages the exposure of that product to market, liquidity, sustainability and counterparty risks. And
- the RBC policy, where applicable, through the exclusion of companies involved in controversies due to poor practices related to human and labour rights, environment, and corruption, as well as companies operating in sensitive sectors (tobacco, coal, controversial weapons, asbestos,...), as these companies are deemed to be in violation of international norms, or to cause unacceptable harm to society and/or the environment.



Is a specific index designated as a reference benchmark to meet the sustainable investment objective?

No reference benchmark has been designated for the purpose of attaining the sustainable investment objective of the financial product.

- *How does the reference benchmark take into account sustainability factors in a way that is continuously aligned with the sustainable investment objective?*

Not applicable

- *How is the alignment of the investment strategy with the methodology of the index ensured on a continuous basis?*

Reference benchmarks are indexes to measure whether the financial product attains the sustainable investment objective.

Not applicable

- *How does the designated index differ from a relevant broad market index?*

Not applicable

- *Where can the methodology used for the calculation of the designated index be found?*

Not applicable



Where can I find more product specific information online?

More product-specific information can be found on the website: www.bnpparibas-am.com after choosing the relevant country and directly in the section "Sustainability-related disclosures" dedicated to the product.

Template pre-contractual disclosure for the financial products referred to in Article 8, paragraphs 1, 2 and 2a, of Regulation (EU) 2019/2088 and Article 6, first paragraph, of Regulation (EU) 2020/852

Sustainable investment means an investment in an economic activity that contributes to an environmental or social objective, provided that the investment does not significantly harm any environmental or social objective and that the investee companies follow good governance practices.

The **EU Taxonomy** is a classification system laid down in Regulation (EU) 2020/852, establishing a list of **environmentally sustainable economic activities**. That Regulation does not lay down a list of socially sustainable economic activities. Sustainable investments with an environmental objective might be aligned with the Taxonomy or not.

Product name : **BNP PARIBAS FUNDS EMERGING EQUITY**

Legal Entity Identifier : 213800066T2SMDH33B54

Environmental and/or social characteristics

Does this financial product have a sustainable investment objective?	
<input checked="" type="radio"/> <input type="radio"/> Yes	<input checked="" type="radio"/> <input type="radio"/> No
<input type="checkbox"/> It will make a minimum of sustainable investments with an environmental objective: ____%	<input checked="" type="checkbox"/> It promotes Environmental/Social (E/S) characteristics and while it does not have as its objective a sustainable investment, it will have a minimum proportion of 20% of sustainable investments
<input type="checkbox"/> in economic activities that qualify as environmentally sustainable under the EU Taxonomy	<input type="checkbox"/> with an environmental objective in economic activities that qualify as environmentally sustainable under the EU Taxonomy
<input type="checkbox"/> in economic activities that do not qualify as environmentally sustainable under the EU Taxonomy	<input checked="" type="checkbox"/> with an environmental objective in economic activities that do not qualify as environmentally sustainable under the EU Taxonomy
<input type="checkbox"/> It will make a minimum of sustainable investments with a social objective: ____%	<input checked="" type="checkbox"/> with a social objective
	<input type="checkbox"/> It promotes E/S characteristics, but will not make any sustainable investments



What environmental and/or social characteristics are promoted by this financial product?

The financial product promotes environmental and social characteristics by assessing underlying investments against Environmental, Social, and Governance (ESG) criteria using an ESG internal proprietary methodology, and by investing in issuers that demonstrate good environmental and social practices, while implementing robust corporate governance practices within their sector of activity.

The ESG performance of an issuer is evaluated against a combination of environmental, social and governance factors which include but are not limited to:

- Environmental: energy efficiency, reduction of emissions of greenhouse gases (GHG), treatment of waste

- Social: respect of human rights and workers' rights, human resources management (workers' health and safety, diversity)
- Governance: Board of Directors independence, managers' remuneration, respect of minority shareholders rights

The exclusion criteria are applied with regard to issuers that are in violation of international norms and convention, or operate in sensitive sectors as defined by the Responsible Business Conduct Policy (RBC Policy).

Furthermore, the investment manager promotes better environmental and social outcomes through engagement with issuers and the exercise of voting rights according to the Stewardship policy, where applicable.

No reference benchmark has been designated for the purpose of attaining the environmental or social characteristics promoted by the financial product.

Sustainability indicators measure how the environmental or social characteristics promoted by the financial product are attained.

● **What sustainability indicators are used to measure the attainment of each of the environmental or social characteristics promoted by this financial product?**

The following sustainability indicators are used to measure the attainment of the environmental and social characteristics promoted by the financial product:

- The percentage of the financial product's portfolio compliant with the RBC Policy
- The percentage of the financial product's portfolio covered by ESG analysis based on the ESG internal proprietary methodology
- The weighted average ESG score of the financial product's portfolio compared to the weighted average ESG score of its investment universe, as defined in the Prospectus
- The percentage of the financial product's portfolio invested in 'sustainable investments' as defined in Article 2 (17) of the SFDR regulation

● **What are the objectives of the sustainable investments that the financial product partially intends to make and how does the sustainable investment contribute to such objectives?**

The objectives of the sustainable investments made by the financial product are to finance companies that contribute to environmental and/or social objectives through their products and services, as well as their sustainable practices.

The internal methodology, as defined in the main part of the Prospectus, integrates several criteria into its definition of sustainable investments that are considered to be core components to qualify a company as sustainable. These criteria are complementary to each other. In practice, a company must meet at least one of the criteria described below in order to be considered as contributing to an environmental or social objective:

1. A company with an economic activity aligned with the EU Taxonomy objectives. A company can be qualified as sustainable investment in case it has more than 20% of its revenues aligned with the EU Taxonomy. A company qualifying as sustainable investment through this criteria can for example contribute to the following environmental objectives: sustainable forestry, environmental restoration, sustainable manufacturing, renewable energy, water supply, sewerage, waste management and remediation, sustainable transportation, sustainable buildings, sustainable information and technology, scientific research for sustainable development;
2. A company with an economic activity contributing to one or more United Nations Sustainable Development goals (UN SDG) targets. A company can be qualified as sustainable investment in case it has more than 20% of its revenues aligned with the SDGs and less than 20% of its revenues misaligned with the UN SDGs. A company qualifying as sustainable investment through this criteria can for example contribute to the following objectives:
 - a. Environmental: sustainable agriculture, sustainable management of water and sanitation, sustainable and modern energy, sustainable economic growth, sustainable infrastructure, sustainable cities, sustainable consumption and production patterns, fight against climate change, conservation and sustainable use of oceans, seas and marine resources, protection, restoration and sustainable use of

terrestrial ecosystems, sustainable management of forests, fight against desertification, land degradation and biodiversity loss;

b. Social: no poverty, zero hunger, food security, healthy lives and well-being at all ages, inclusive and equitable quality education and lifelong learning opportunities, gender equality, women and girls empowerment, availability of water and sanitation, access to affordable, reliable and modern energy, inclusive and sustainable economic growth, full and productive employment and decent work, resilient infrastructure, inclusive and sustainable industrialization, reduced inequality, inclusive, safe and resilient cities and human settlements, peaceful and inclusive societies, access to justice and effective, accountable and inclusive institutions, global partnership for sustainable development.

3. A company operating in a high GHG emission sector that is transitioning its business model to align with the objective of maintaining the global temperature rise below 1.5°C. A company qualifying as sustainable investment through this criteria can for example contribute to the following environmental objectives: GHG emissions reduction, fight against climate change;

4. A company with best-in-class environmental or social practices compared to its peers within the relevant sector and geographical region. The E or S best performer assessment is based on the BNPP AM ESG scoring methodology. The methodology scores companies and assesses them against a peer group comprising companies in comparable sectors and geographical regions. A company with a contribution score above 10 on the Environmental or Social pillar qualifies as best performer. A company qualifying as sustainable investment through this criteria can for example contribute to the following objectives:

a. Environmental: fight against climate change, environmental risk management, sustainable management of natural resources, waste management, water management, GHG emissions reduction, renewable energy, sustainable agriculture, green infrastructure;

b. Social: health and safety, human capital management, good external stakeholder management (supply chain, contractors, data), business ethics preparedness, good corporate governance.

Green bonds, social bonds and sustainability bonds issued to support specific environmental and/or social projects are also qualified as sustainable investments provided that these debt securities receive an investment recommendation 'POSITIVE' or 'NEUTRAL' from the Sustainability Center following the issuer and underlying project assessment based on a proprietary Green/Social/Sustainability Bond Assessment methodology.

Companies identified as a sustainable investment should not significantly harm any other environmental or social objectives (the Do No Significant Harm 'DNSH' principle) and should follow good governance practices. BNP Paribas Asset Management (BNPP AM) uses its proprietary methodology to assess all companies against these requirements.

More information on the internal methodology can be found on the website of the investment manager: <https://docfinder.bnpparibas-am.com/api/files/14787511-CB33-49FC-B9B5-7E934948BE63>

● **How do the sustainable investments that the financial product partially intends to make, not cause significant harm to any environmental or social sustainable investment objective?**

Sustainable investments that the product partially intends to make should not significantly harm any environmental or social objective (DNSH Principle). In this respect, the investment manager commits to consider principal adverse impacts on sustainability factors by taking into account indicators for adverse impacts as defined in SFDR, and to not invest in companies that do not meet their fundamental obligations in line with the OECD Guidelines and the UN Guiding Principles on Business and Human Rights.

How have the indicators for adverse impacts on sustainability factors been taken into account?

The investment manager ensures that throughout its investment process, the financial product takes into all the account principal all the adverse impact indicators that are relevant to its investment strategy to select the sustainable investments that the financial product partially intends to make by systematically implementing the sustainable investment pillars defined in

Principal adverse impacts are the most significant negative impacts of investment decisions on sustainability factors relating to environmental, social and employee matters, respect for human rights, anti-corruption and anti-bribery matters.



the BNP Paribas Asset Management Global Sustainability Strategy (GSS) into its investment process : RBC policy, ESG integration guidelines, Stewardship, the forward-looking vision the '3Es' (Energy transition, Environmental sustainability, Equality & Inclusive Growth).

The RBC policy establishes a common framework across investments and economic activities that help identify industries and behaviours presenting a high risk of adverse impacts in violation of international norms. As part of the RBC Policy, sector policies provide a tailored approach to identify and prioritize principal adverse impacts based on the nature of the economic activity, and in many cases, the geography in which these economic activities take place.

The ESG Integration Guidelines includes a series of commitments, which are material to consideration of principal adverse sustainability impacts, and guides the internal ESG integration process. The proprietary ESG scoring framework includes an assessment of a number of adverse sustainability impacts caused by companies in which we invest. Outcome of this assessment may impact the valuation models as well as the portfolio construction depending on the severity and materiality of adverse impacts identified.

Thus, the Investment Manager considers principal adverse sustainability impacts throughout the investment process through the use of the internal ESG scores and construction of the portfolio with an improved ESG profile compared to its investment universe.

The Forward-looking perspective defines a set of objectives and developed performance indicators to measure how the researches, portfolios and commitments are aligned on three issues, the '3Es' (Energy transition, Environmental sustainability, Equality & inclusive growth) and thus support investment processes.

Furthermore, the Stewardship team regularly identifies adverse impacts through ongoing research, collaboration with other long-term investors, and dialogue with NGOs and other experts.

As regards the sustainable investments that the financial product intends to make, the following principal adverse sustainability impacts are taken into account:

Corporate mandatory indicators:

1. GreenHouse Gas (GHG) Emissions
2. Carbon footprint
3. GHG intensity of investee companies
4. Exposure to companies active in the fossil fuel sector
5. Share of non-renewable energy consumption and production
6. Energy consumption intensity per high impact climate sector
7. Activities negatively affecting biodiversity sensitive areas
8. Emissions to water
9. Hazardous waste ratio
10. Violations of UN Global Compact principles and Organisation for Economic Cooperation and Development (OECD) Guidelines for Multinational Enterprises
11. Lack of processes and compliance mechanisms to monitor compliance with UN Global Compact principles and OECD Guidelines for Multinational Enterprises
12. Unadjusted gender pay gap
13. Board gender diversity
14. Exposure to controversial weapons (anti-personnel mines, cluster munitions, chemical weapons and biological weapons)

Corporate voluntary indicators:

Environment

4. Investments in companies without carbon emission reduction initiatives

Social

4. Lack of a supplier code of conduct
9. Lack of a human rights policy

Sovereign mandatory indicator:

15. GHG intensity
16. Investee countries subject to social violations

More detailed information on the manner in which principal adverse impacts on sustainability factors are considered can be found in the BNP PARIBAS ASSET MANAGEMENT SFDR disclosure statement:

<https://docfinder.bnpparibas-am.com/api/files/874ADAE2-3EE7-4AD4-B0ED-84FC06E090BF>

In addition, information on how the principal adverse impacts on sustainability factors have been considered over the year will be available in the annual report of the financial product.

How are the sustainable investments aligned with the OECD Guidelines for Multinational Enterprises and the UN Guiding Principles on Business and Human Rights?

The investment universe of the financial product is periodically screened with a view to identify issuers that are potentially in violation or at risk of violation of the UN Global Compact Principles, OECD Guidelines for Multinational Enterprises and UN Guiding Principles on Business & Human Rights, including the principles and rights set out in the eight fundamental conventions identified in the Declaration of the International Labour Organisation on Fundamental Principles and Rights at Work and the International Bill of Human Rights. This assessment is conducted within the BNPP AM Sustainability Centre on the basis of internal analysis and information provided by external experts, and in consultation with BNP Paribas Group CSR Team. If an issuer is found to be in serious and repeated violations of any of the principles, it will be placed on an 'exclusion list' and will not be available for investment. Existing investments should be divested from the portfolio according to an internal procedure. If an issuer is at risk of violating any of the principles, it is placed on a 'watch list' monitored, as appropriate.

The EU Taxonomy sets out a 'do not significant harm' principle by which Taxonomy-aligned investments should not significantly harm EU Taxonomy objectives and is accompanied by specific EU criteria.

The 'do no significant harm' principle applies only to those investments underlying the financial product that take into account the EU criteria for environmentally sustainable economic activities. The investments underlying the remaining portion of this financial product do not take into account the EU criteria for environmentally sustainable economic activities.

Any other sustainable investments must also not significantly harm any environmental or social objectives.



Does this financial product consider principal adverse impacts on sustainability factors?

Yes

The product considers principal adverse impacts on sustainability factors by systematically implementing the sustainable investment pillars defined in the GSS into its investment process. These pillars are covered by firm-wide policies that set criteria to identify, consider and prioritise as well as address or mitigate adverse sustainability impacts caused by issuers.

The RBC policy establishes a common framework across investments and economic activities that help identify industries and behaviours presenting a high risk of adverse impacts in violation of international norms. As part of the RBC Policy, sector policies provide a tailored approach to identify and prioritize principal adverse impacts based on the nature of the economic activity, and in many cases, the geography in which these economic activities take place.

The ESG Integration Guidelines includes a series of commitments, which are material to consideration of principal adverse sustainability impacts, and guides the internal ESG integration process. The proprietary ESG scoring framework includes an assessment of a number of adverse sustainability impacts caused by companies in which we invest. Outcome of this assessment may impact the valuation models as well as the portfolio construction depending on the severity and materiality of adverse impacts identified.

Thus, the Investment Manager considers principal adverse sustainability impacts throughout the investment process through the use of the internal ESG scores and construction of the portfolio with an improved ESG profile compared to its investment universe.

The Forward-looking perspective defines a set of objectives and developed performance indicators to measure how the researches, portfolios and commitments are aligned on three issues, the '3Es' (Energy transition, Environmental sustainability, Equality & inclusive growth) and thus support investment processes.

Furthermore, the Stewardship team regularly identifies adverse impacts through ongoing research, collaboration with other long-term investors, and dialogue with NGOs and other experts.

Actions to address or mitigate principal adverse sustainability impacts depend on the severity and materiality of these impacts. These actions are guided by the RBC Policy, ESG Integration Guidelines, and Engagement and Voting Policy which include the following provisions :

- Exclusion of issuers that are in violation of international norms and conventions and issuers that are involved in activities presenting an unacceptable risk to society and/or the environment
- Engagement with issuers with the aim of encouraging them to improve their environmental, social and governance practices and, thus, mitigate potential adverse impacts
- In case of equity holdings, voting at Annual General Meetings of companies the portfolio is invested in to promote good governance and advance environmental and social issues
- Ensuring all securities included in the portfolio have supportive ESG research
- Managing portfolios so that their aggregate ESG score is better than the relevant benchmark or universe

Based on the above approach, and depending on the composition of the financial product's portfolio (i.e. the type of issuer), the financial product considers and addresses or mitigates the following principal adverse sustainability impacts:

Corporate mandatory indicators:

1. GreenHouse Gas (GHG) Emissions
2. Carbon footprint
3. GHG intensity of investee companies
4. Exposure to companies active in the fossil fuel sector
5. Share of non-renewable energy consumption and production
6. Energy consumption intensity per high impact climate sector



7. Activities negatively affecting biodiversity sensitive areas
8. Emissions to water
9. Hazardous waste ratio
10. Violations of UN Global Compact principles and Organisation for Economic Cooperation and Development (OECD) Guidelines for Multinational Enterprises
11. Lack of processes and compliance mechanisms to monitor compliance with UN Global Compact principles and OECD Guidelines for Multinational Enterprises
12. Unadjusted gender pay gap
13. Board gender diversity
14. Exposure to controversial weapons (anti-personnel mines, cluster munitions, chemical weapons and biological weapons)

Corporate voluntary indicators:

Environment

4. Investments in companies without carbon emission reduction initiatives

Social

4. Lack of a supplier code of conduct
9. Lack of a human rights policy

Sovereign mandatory indicator:

15. GHG intensity
16. Investee countries subject to social violations

More detailed information on the manner in which principal adverse impacts on sustainability factors are considered can be found in the BNP PARIBAS ASSET MANAGEMENT SFDR disclosure statement: <https://docfinder.bnpparibas-am.com/api/files/874ADAE2-3EE7-4AD4-BOED-84FC06E090BF>
In addition, information on how the principal adverse impacts on sustainability factors have been considered over the year will be available in the annual report of the financial product.

No



What investment strategy does this financial product follow?

The investment strategy guides investment decisions based on factors such as investment objectives and risk tolerance.

To achieve the investment objective of the financial product, the investment manager takes into account at each step of its investment process the Environmental, Social and Governance (ESG) criteria that the financial product promotes.

The investment universe of the financial product is thoroughly screened with a view to identify issuers that are in violation of the UN Global Compact Principles, OECD Guidelines for Multinational Enterprises and UN Guiding Principles on Business & Human Rights.

Then the Investment Manager integrates ESG ratings and criteria into the assessment of issuers. ESG ratings are built by BNP Paribas Asset Management's Sustainability Centre using a proprietary ESG methodology.

The investment manager constantly integrates the binding elements of the investment strategy described in the question below to construct an investment portfolio with an improved ESG profile compared to its investment universe.

Environmental, social and governance (ESG) criteria contribute to, but are not a determining factor in, the manager's decision-making.

The elements of the investment strategy to attain the environmental or social characteristics promoted by this financial product as described below are systematically integrated throughout the investment process.

- **What are the binding elements of the investment strategy used to select the investments to attain each of the environmental or social characteristics promoted by this financial product?**

- The financial product shall comply with the RBC Policy by excluding companies involved in controversies due to poor practices related to human and labor rights, environment, and corruption, as well as



companies operating in sensitive sectors (tobacco, coal, controversial weapons, asbestos,...), as these companies are deemed to be in violation of international norms, or to cause unacceptable harm to society and/or the environment.

More information on the RBC Policy, and in particular criteria relating to sectoral exclusions, can be found on the website of the investment manager: Sustainability documents - BNPP AM Corporate English (<https://www.bnpparibas-am.com/sustainability-documents/>)

- The financial product shall have the weighted average ESG score of its portfolio higher than the weighted average ESG score of its investment universe, as defined in the Prospectus
- The financial product shall have at least 75% of its assets (excluding ancillary liquid assets) covered by the ESG analysis based on the ESG internal proprietary methodology
- The financial product shall invest at least 20% of its assets in 'sustainable investments' as defined in Article 2 (17) of the SFDR regulation. Criteria to qualify an investment as 'sustainable investment' are indicated in the above question 'What are the objectives of the sustainable investments that the financial product partially intends to make and does the sustainable investments contribute to such objectives' and the quantitative and qualitative thresholds are mentioned in the main part of the Prospectus

● **What is the committed minimum rate to reduce the scope of the investments considered prior to the application of that investment strategy?**

The financial product does not commit to a reduction of the scope of investments prior to the application of its investment strategy.

● **What is the policy to assess good governance practices of the investee companies?**

The ESG scoring framework assesses corporate governance through a core set of standard key performance indicators for all sectors supplemented by sector specific metrics. The governance metrics and indicators to assess good governance practices such as sound management structures, employee relations, remuneration of staff and tax compliance include but are not limited to:

- Separation of power (e.g. Split CEO/Chair)
- Board diversity
- Executive pay (remuneration policy)
- Board Independence, and key committees independence
- Accountability of directors
- Financial expertise of the Audit Committee
- Respect of shareholders rights and absence of antitakeover devices
- The presence of appropriate policies (i.e. Bribery and corruption, whistleblower)
- Tax disclosure
- An assessment of prior negative incidents relating to governance

The ESG analysis goes beyond the framework to look at a more qualitative assessment of how the insights from our ESG model are reflected in the culture and operations of investee companies. In some cases, the ESG analysts will conduct due diligence meetings to better understand the company's approach to corporate governance.

Good governance practices include sound management structures, employee relations, remuneration of staff and tax compliance.



What is the asset allocation planned for this financial product?

Asset allocation describes the share of investments in specific assets.

At least 65% of the investments of the financial product will be used to meet the environmental or social characteristics promoted, in accordance with the binding elements of the investment strategy of the financial product.

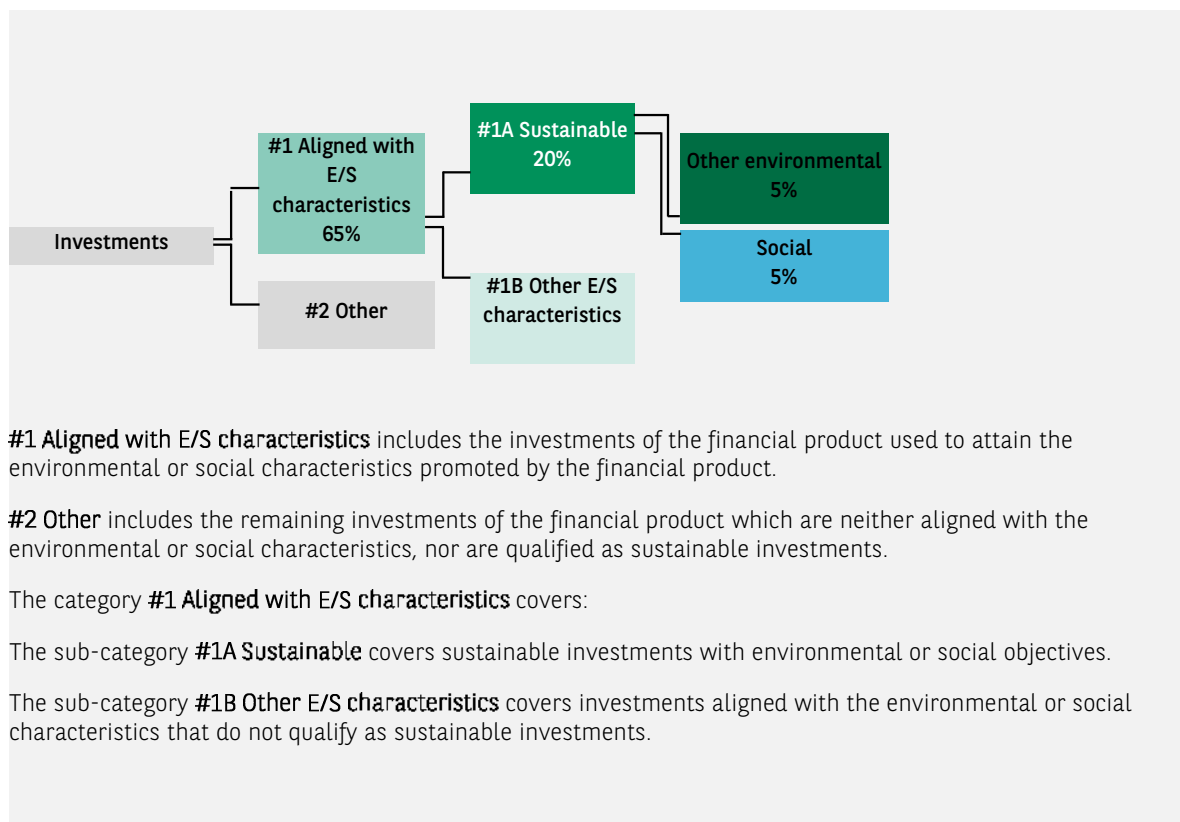
Taxonomy-aligned activities are expressed as a share of:

For the avoidance of doubt, such a proportion is solely a minimum and the exact percentage of the investments of the financial product that attained the promoted environmental or social characteristics will be available in the annual report.

The minimum proportion of sustainable investments of the financial product is 20%.

The remaining proportion of the investments is mainly used as described under the question: "What investments are included under "#2 Other", what is their purpose and are there any minimum environmental or social safeguards?"

- **turnover** reflecting the share of revenue from green activities of investee companies.
 - **capital expenditure** (CapEx) showing the green investments made by investee companies, e.g. for a transition to a green economy.
 - **operational expenditure** (OpEx) reflecting green operational activities of investee companies.



● **How does the use of derivatives attain the environmental or social characteristics promoted by the financial product?**

Financial derivative instruments may be used for efficient portfolio management, hedging and/or investment purposes, if applicable. These instruments are not used to attain the environmental or social characteristics promoted by the product.



To what minimum extent are sustainable investments with an environmental objective aligned with the EU Taxonomy?

Not applicable

● **Does the financial product invest in fossil gas and/or nuclear energy related activities that comply with the EU Taxonomy¹?**

Yes

In fossil gas In Nuclear Energy

No

¹ -Fossil gas and/or nuclear related activities will only comply with the EU Taxonomy where they contribute to limiting climate change ("climate change mitigation") and do not significantly harm any EU Taxonomy objective - see explanatory note in the left hand margin. The full criteria for fossil gas and nuclear energy economic activities that comply with the EU Taxonomy are laid down in Commission Delegated Regulation (EU) 2022/1214.



Enabling activities directly enable other activities to make a substantial contribution to an environmental objective. **Transitional activities** are activities for which low-carbon alternatives are not yet available and among others have greenhouse gas emission levels corresponding to the best performance.

The two graphs below show in green the minimum percentage of investments that are aligned with the EU Taxonomy. As there is no appropriate methodology to determine the Taxonomy-alignment of sovereign bonds*, the first graph shows the Taxonomy-alignment in relation to all the investments of the financial product including sovereign bonds, while the second graph shows the Taxonomy-alignment only in relation to the investments of the financial product other than sovereign bonds.



* For the purpose of these graphs, 'sovereign bonds' consist of all sovereign exposures

● **What is the minimum share of investments in transitional and enabling activities?**

Not applicable

are sustainable investments with an environmental objective that **do not take into account the criteria** for environmentally sustainable economic activities under the EU Taxonomy.

● **What is the minimum share of sustainable investments with an environmental objective that are not aligned with the EU Taxonomy?**

The minimum share of sustainable investments with an environmental objective that are not aligned with the EU Taxonomy is 5%.

The minimum share is intentionally low as the objective of the investment manager is not to prevent the product from investing in taxonomy-aligned activities within the framework of the investment strategy of the product.

The Management Company is improving its Taxonomy-alignment data collection to ensure the accuracy and suitability of its Taxonomy sustainability-related disclosures. In the meantime, the financial product will invest in sustainable investments with an environmental objective that are not aligned with the EU Taxonomy.

● **What is the minimum share of socially sustainable investments?**

The minimum share of socially sustainable investments within the financial product is 5%.

● **What investments are included under '#2 Other', what is their purpose and are there any minimum environmental or social safeguards?**

The remaining proportion of the investments may include :

- The proportion of assets that are not used to meet the environmental or social characteristics promoted by the financial product. These assets are used for investment purposes, or
- Instruments which are mainly used for liquidity, efficient portfolio management, and/or hedging purposes, notably cash, deposits and derivatives

In any case, the investment manager will ensure that those investments are made while maintaining the

improvement of the ESG profile of the financial product. In addition, those investments are made in compliance with our internal processes, including the following minimum environmental or social safeguards:

- The risk management policy. The risk management policy comprises procedures as are necessary to enable the management company to assess for each financial product it manages the exposure of that product to market, liquidity, sustainability and counterparty risks. And

- The RBC policy, where applicable, through the exclusion of companies involved in controversies due to poor practices related to human and labour rights, environment, and corruption, as well as companies operating in sensitive sectors (tobacco, coal, controversial weapons, asbestos,...), as these companies are deemed to be in violation of international norms, or to cause unacceptable harm to society and/or the environment



Is a specific index designated as a reference benchmark to determine whether this financial product is aligned with the environmental and/or social characteristics that it promotes?

Reference benchmarks are indexes to measure whether the financial product attains the environmental or social characteristics that they promote.

No reference benchmark has been designated for the purpose of attaining the environmental or social characteristics promoted by the financial product.

- **How is the reference benchmark continuously aligned with each of the environmental or social characteristics promoted by the financial product?**

Not applicable

- **How is the alignment of the investment strategy with the methodology of the index ensured on a continuous basis?**

Not applicable

- **How does the designated index differ from a relevant broad market index?**

Not applicable

- **Where can the methodology used for the calculation of the designated index be found?**

Not applicable



Where can I find more product specific information online?

More product-specific information can be found on the website: <https://www.bnpparibas-am.com/> after choosing the relevant country and directly in the section 'Sustainability-related disclosures' dedicated to the product.

Sustainable investment means an investment in an economic activity that contributes to an environmental or social objective, provided that the investment does not significantly harm any environmental or social objective and that the investee companies follow good governance practices.

The **EU Taxonomy** is a classification system laid down in Regulation (EU) 2020/852, establishing a list of **environmentally sustainable economic activities**. That Regulation does not include a list of socially sustainable economic activities. Sustainable investments with an environmental objective might be aligned with the Taxonomy or not.

SUSTAINABLE INVESTMENT OBJECTIVE

Does this financial product have a sustainable investment objective?

<input checked="" type="radio"/> <input checked="" type="radio"/> <input checked="" type="checkbox"/> Yes	<input checked="" type="radio"/> <input type="radio"/> <input type="checkbox"/> No
<p><input checked="" type="checkbox"/> It will make a minimum of sustainable investments with an environmental objective: 51%</p> <ul style="list-style-type: none"> <input checked="" type="checkbox"/> in economic activities that qualify as environmentally sustainable under the EU Taxonomy <input checked="" type="checkbox"/> in economic activities that do not qualify as environmentally sustainable under the EU Taxonomy <p><input checked="" type="checkbox"/> It will make a minimum of sustainable investments with a social objective: 1%</p>	<p><input type="checkbox"/> It promotes Environmental/Social (E/S) characteristics and while it does not have as its objective a sustainable investment, it will have a minimum proportion of ___% of sustainable investments</p> <ul style="list-style-type: none"> <input type="checkbox"/> with an environmental objective in economic activities that qualify as environmentally sustainable under the EU Taxonomy <input type="checkbox"/> with an environmental objective in economic activities that do not qualify as environmentally sustainable under the EU Taxonomy <input type="checkbox"/> with a social objective <p><input type="checkbox"/> It promotes E/S characteristics, but will not make any sustainable investments</p>



What is the sustainable investment objective of this financial product?

The sustainable investment objective of the BNP Paribas Energy Transition fund is to participate in the transition to a sustainable world by investing in companies which provide environmental solutions facilitating the transition to a low carbon economy with the aim to deliver a positive environmental contribution. As such, the selection of the underlying issuers will be made by focusing on generating a net reduction of global greenhouse gas emissions to mitigate climate change.

At all times, this financial product invests in equities and/or equity equivalent securities issued by worldwide companies that have at least 20% of their economic activities (measured via Revenue, CapEx or OpEx) aligned to the provision of energy transition solutions.

Energy transition themes include, but are not limited to renewable energy production, energy technology & materials and energy infrastructure & mobility.

Renewable Energy Production: This theme relates to decarbonising the energy system through production of renewable energy and carbon capture. Examples include clean power, hydrogen production, and renewable installation.

Energy Technology & Materials: This theme relates to digitalising the energy system through electrification, efficiency and technology. Examples include batteries for electric vehicles, environmental data analytics, and critical raw materials.

Energy Infrastructure & Mobility: This relates to decentralising the energy system through new infrastructure, distributed energy, and battery storage. This includes electric vehicle charging, hydrogen mobility and micro eMobility.

The extent to which sustainable investments with an environmental objective contribute to the environmental objectives set out in Article 9 of Regulation (EU) 2020/852: climate change mitigation, climate change adaptation, the sustainable use and protection of water and marine resources, the transition to a circular economy, pollution prevention and control and/or the protection and restoration of biodiversity and ecosystems and are aligned with the EU Taxonomy are disclosed in the two graphs below in the document.

No reference benchmark has been designated for the purpose of attaining the sustainable investment objective of the financial product.

● *What sustainability indicators are used to measure the attainment of the sustainable investment objective of this financial product?*

The following sustainability indicators are used to measure the attainment of sustainable investment objective of the financial product:

- The percentage of the financial product's portfolio compliant with the BNP Paribas Asset Management Responsible Business Conduct policy (RBC Policy);
- The financial product shall invest in companies with at least 20% of revenue, profit or invested capital aligned with the financial product's thematics;
- The percentage of the initial thematic universe that is reduced in order to define the final thematic universe (based on SDG alignment and DNSH criteria);
- The percentage of the financial product's assets covered by the ESG analysis based on the proprietary ESG methodology (excluding ancillary liquid assets);

Sustainability indicators measure how the sustainable objectives of this financial product are attained.

- The percentage of the financial product's assets covered by the SDG alignment and DNSH analysis based on the proprietary sustainable investments methodology (excluding ancillary liquid assets);
- The percentage of the financial product's portfolio invested in "sustainable investments" as defined in Article 2 (17) of the SFDR regulation;
- The percentage of the financial product's portfolio aggregate Revenue which is "EU Taxonomy Aligned" as defined by Regulation (EU) 2020/852.

How do sustainable investments not cause significant harm to any environmental or social sustainable investment objective?

Sustainable investments that the product partially intends to make should not significantly harm any environmental or social objective (DNSH Principle). In this respect, the investment manager commits to consider principal adverse impacts on sustainability factors by taking into account indicators for adverse impacts as defined in SFDR where these are relevant and material to the investment strategy, and to not invest in companies that do not meet their fundamental obligations in line with the OECD Guidelines and the UN Guiding Principles on Business and Human Rights.

How have the indicators for adverse impacts on sustainability factors been taken into account?

The investment manager ensures that throughout its investment process, the financial product takes into account all the principal adverse impact indicators that are relevant to its investment strategy to select the sustainable investments that the financial product partially intends to make by systematically implementing the sustainable investment pillars defined in the BNP Paribas Asset Management Global Sustainability Strategy (GSS) into its investment process and as further detailed below in this document: RBC policy, ESG integration guidelines, Stewardship, the forward-looking vision – the '3Es' (Energy transition, Environmental sustainability, Equality & Inclusive Growth).

The RBC policy establishes a common framework across investments and economic activities that help identify industries and behaviours presenting a high risk of adverse impacts in violation of international norms. As part of the RBC Policy, sector policies provide a tailored approach to identify and prioritize principal adverse impacts based on the nature of the economic activity, and in many cases, the geography in which these economic activities take place.

The ESG Integration Guidelines includes a series of commitments, which are material to consideration of principal adverse sustainability impacts, and guides the internal ESG integration process. The proprietary ESG scoring framework includes an assessment of a number of adverse sustainability impacts caused by companies in which we invest. The result of this assessment leads to the exclusion of companies that are not aligned with the SDGs.

The Forward-looking perspective defines a set of objectives and developed performance indicators to measure how the researches, portfolios and commitments are aligned on three issues, the "3Es" (Energy transition, Environmental sustainability, Equality & inclusive growth) and thus support investment processes. Furthermore, the Stewardship team regularly identifies adverse impacts through ongoing research, collaboration with other long-term investors, and dialogue with NGOs and other experts.

The financial product considers and addresses or mitigates the following principal adverse sustainability impacts indicators:

Corporate mandatory indicators:

1. GreenHouse Gas (GHG) Emissions
2. Carbon footprint
3. GHG intensity of investee companies

Principal adverse impacts are the most significant negative impacts of investment decisions on sustainability factors relating to environmental, social and employee matters, respect for human rights, anti-corruption and anti-bribery matters.

4. Exposure to companies active in the fossil fuel sector
5. Share of non-renewable energy consumption and production
6. Energy consumption intensity per high impact climate sector
7. Activities negatively affecting biodiversity sensitive areas
8. Emissions to water
9. Hazardous waste ratio
10. Violations of UN Global Compact principles and Organisation for Economic Cooperation and Development (OECD) Guidelines for Multinational Enterprises
11. Lack of processes and compliance mechanisms to monitor compliance with UN Global Compact principles and OECD Guidelines for Multinational Enterprises
12. Unadjusted gender pay gap
13. Board gender diversity
14. Exposure to controversial weapons (anti-personnel mines, cluster munitions, chemical weapons and biological weapons)

Corporate voluntary indicators:

Environment

4. Investments in companies without carbon emission reduction initiatives

Social

4. Lack of a supplier code of conduct
9. Lack of a human rights policy

Sovereign mandatory indicators

15. GHG intensity
16. Investee countries subject to social violations

More detailed information on the manner in which principal adverse impacts on sustainability factors are considered can be found in the BNP PARIBAS ASSET MANAGEMENT [SFDR disclosure statement: sustainability risk integration and Principal Adverse Impacts considerations](#).

In addition, information on how the principal adverse impacts on sustainability factors have been considered over the year will be available in the annual report of the financial product.

— How are the sustainable investments aligned with the OECD Guidelines for Multinational Enterprises and the UN Guiding Principles on Business and Human Rights?

The investment universe of the financial product is periodically screened with a view to identify issuers that are potentially in violation or at risk of violation of the UN Global Compact Principles, OECD Guidelines for Multinational Enterprises and UN Guiding Principles on Business & Human Rights, including the principles and rights set out in the eight fundamental conventions identified in the Declaration of the International Labour Organisation on Fundamental Principles and Rights at Work and the International Bill of Human Rights. This assessment is conducted within the BNPP AM Sustainability Centre on the basis of internal analysis and information provided by external experts, and in consultation with BNP Paribas Group CSR Team. If an issuer is found to be in serious and repeated violations of any of the principles, it will be placed on an "exclusion list" and will not be available for investment. Existing investments should be divested from the portfolio according to an internal procedure. If an issuer is at risk of violating any of the principles, it is placed on a "watch list" monitored, as appropriate.



Does this financial product consider principal adverse impacts on sustainability factors?

Yes

The product considers principal adverse impacts on sustainability factors by systematically implementing the sustainable investment pillars defined in the GSS into its investment process. These pillars are covered by firm-wide policies that set criteria to identify, consider and prioritise as well as address or mitigate adverse sustainability impacts caused by issuers.

The RBC policy establishes a common framework across investments and economic activities that help identify industries and behaviours presenting a high risk of adverse impacts in violation of international norms. As part of the RBC Policy, sector policies provide a tailored approach to identify and prioritize principal adverse impacts based on the nature of the economic activity, and in many cases, the geography in which these economic activities take place.

The ESG Integration Guidelines includes a series of commitments, which are material to consideration of principal adverse sustainability impacts, and guides the internal ESG integration process. The proprietary ESG scoring framework includes an assessment of a number of adverse sustainability impacts caused by companies in which we invest. The result of this assessment leads to the exclusion of companies that are not aligned with the SDGs.

The Forward-looking perspective defines a set of objectives and developed performance indicators to measure how the researches, portfolios and commitments are aligned on three issues, the "3Es" (Energy transition, Environmental sustainability, Equality & inclusive growth) and thus support investment processes.

Furthermore, the Stewardship team regularly identifies adverse impacts through ongoing research, collaboration with other long-term investors, and dialogue with NGOs and other experts.

Actions to address or mitigate principal adverse sustainability impacts depend on the severity and materiality of these impacts. These actions are guided by the RBC Policy, ESG Integration Guidelines, and Engagement and Voting Policy which include the following provisions:

- § Exclusion of issuers that are in violation of international norms and conventions and issuers that are involved in activities presenting an unacceptable risk to society and/or the environment;
- § Engagement with issuers with the aim of encouraging them to improve their environmental, social and governance practices and, thus, mitigate potential adverse impacts;
- § In case of equity holdings, voting at Annual General Meetings of companies the portfolio is invested in to promote good governance and advance environmental and social issues;
- § Ensuring all securities included in the portfolio have supportive ESG research.

Based on the above approach, and depending on composition of the financial product's portfolio (i.e. the type of issuer), the financial product considers and addresses or mitigates the following principal adverse sustainability impacts:

Corporate mandatory indicators:

1. GreenHouse Gas (GHG) Emissions
2. Carbon footprint
3. GHG intensity of investee companies
4. Exposure to companies active in the fossil fuel sector
5. Share of non-renewable energy consumption and production
6. Energy consumption intensity per high impact climate sector
7. Activities negatively affecting biodiversity sensitive areas

8. Emissions to water
9. Hazardous waste ratio
10. Violations of UN Global Compact principles and Organisation for Economic Cooperation and Development (OECD) Guidelines for Multinational Enterprises
11. Lack of processes and compliance mechanisms to monitor compliance with UN Global Compact principles and OECD Guidelines for Multinational Enterprises
12. Unadjusted gender pay gap
13. Board gender diversity
14. Exposure to controversial weapons (anti-personnel mines, cluster munitions, chemical weapons and biological weapons)

Corporate voluntary indicators:

Environment

4. Investments in companies without carbon emission reduction initiatives

Social

4. Lack of a supplier code of conduct
9. Lack of a human rights policy

Sovereign mandatory indicators

15. GHG intensity
16. Investee countries subject to social violations

More detailed information on the manner in which principal adverse impacts on sustainability factors are considered can be found in the BNP PARIBAS ASSET MANAGEMENT [SFDR disclosure statement: sustainability risk integration and Principal Adverse Impacts considerations](#).

In addition, information on how the principal adverse impacts on sustainability factors have been considered over the year will be available in the annual report of the financial product.

No



What investment strategy does this financial product follow?

The investment strategy guides investment decisions based on factors such as investment objectives and risk tolerance.

This financial product is actively managed. The reference benchmark MSCI AC World (EUR) NR is used for long-term performance comparison only. The financial product is not benchmark constrained and its performance may deviate significantly from that of the reference benchmark.

The financial product seeks to increase the value of its assets over the long term by investing in shares issued by worldwide companies that engage in energy transition. Energy transition themes include, but are not limited to, renewable energy production, energy technology & materials and energy infrastructure & mobility.

Renewable Energy Production: This theme relates to decarbonising the energy system through production of renewable energy and carbon capture. Examples include clean power, hydrogen production, and renewable installation.

Energy Technology & Materials: This theme relates to digitalising the energy system through electrification, efficiency and technology. Examples include batteries for electric vehicles, environmental data analytics, and critical raw materials.

Energy Infrastructure & Mobility: This relates to decentralising the energy system through new infrastructure, distributed energy, and battery storage. This includes electric vehicle charging, hydrogen mobility and micro eMobility.

It may be invested in P-Notes.

It may be exposed to Mainland China by investing in China A shares via the Sockt Connect.

The investment team applies also BNP PARIBAS ASSET MANAGEMENT's Responsible Investment Policy, which takes into account Environmental, Social and Governance (ESG) criteria such as but not limited to reduction of emissions of greenhouse gas, respect of human rights, respect of minority shareholders rights at each step of the investment process of the financial product.

An extra-financial strategy may comprise methodological limitations such as the ESG Investment Risk as defined by the asset manager.

The elements of the investment strategy to attain the sustainable investment objective of this financial product as described below are systematically integrated throughout the investment process.

● ***What are the binding elements of the investment strategy used to select the investments to attain the sustainable investment objective?***

§ The financial product shall comply with the RBC Policy by excluding companies involved in controversies due to poor practices related to human and labor rights, environment, and corruption, as well as companies operating in sensitive sectors (tobacco, coal, controversial weapons, asbestos,...), as these companies are deemed to be in violation of international norms, or to cause unacceptable harm to society and/or the environment;

More information on the RBC Policy, and in particular criteria relating to sectoral exclusions, can be found on the website of the investment manager: [Sustainability documents - BNPP AM Corporate English \(bnpparibas-am.com\)](https://www.bnpparibas-am.com).

§ The financial product shall invest in companies with at least 20% of revenue, profit or invested capital aligned with the financial product's thematic;

§ At least 20% of the initial thematic universe is reduced in order to define the final thematic universe (based on SDG alignment and DNSH criteria);

§ The financial product shall have at least 90% of its assets (excluding ancillary liquid assets) covered by the ESG analysis based on the proprietary ESG methodology;

§ The financial product shall have at least 90% of its assets covered by the SDG alignment and DNSH analysis based on the proprietary sustainable investments methodology (excluding ancillary liquid assets);

§ The financial product shall invest at least 85% of its portfolio in "sustainable investments" as defined in Article 2 (17) of the SFDR regulation. Criteria to qualify an investment as "sustainable investment" and the quantitative and qualitative thresholds are indicated in the main part of the Prospectus.

§ The financial product's shall invest at least 10% of its assets in companies "EU Taxonomy Aligned".

● ***What is the policy to assess good governance practices of the investee companies?***

The ESG scoring framework assesses corporate governance. through a core set of standard key performance indicators for all sectors supplemented by sector specific metrics.

The governance metrics and indicators to assess good governance practices such as sound management structures, employee relations, remuneration of staff and tax compliance, include but are not limited to:

- § Separation of power (e.g. Split CEO/Chair),
- § Board diversity,
- § Executive pay (remuneration policy),
- § Board Independence, and key committees independence
- § Accountability of directors,

Good governance
practices include sound management structures, employee relations, remuneration of staff ad tax compliance.

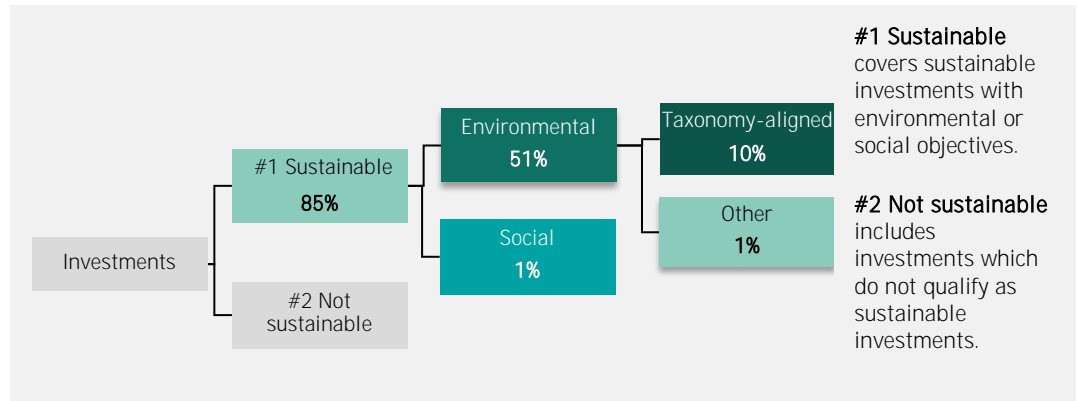
- § Financial expertise of the Audit Committee,
- § Respect of shareholders rights and absence of antitakeover devices
- § The presence of appropriate policies (i.e. Bribery and corruption, whistleblower),
- § Tax disclosure,
- § An assessment of prior negative incidents relating to governance.

The ESG analysis goes beyond the framework to look at a more qualitative assessment of how the insights from our ESG model are reflected in the culture and operations of investee companies. In some cases, the ESG analysts will conduct due diligence meetings to better understand the company's approach to corporate governance.



What is the asset allocation and the minimum share of sustainable investments?

The minimum proportion of the investments used to meet the sustainable investment objective in accordance with the binding elements of its investment strategy is 85%.



Asset allocation describes the share of investments in specific assets.

Taxonomy-aligned activities are expressed as a share of:

- **turnover** reflecting the share of revenue from green activities of investee companies
- **capital expenditure** (CapEx) showing the green investments made by investee companies, e.g. for a transition to a green economy.
- **operational expenditure** (OpEx) reflecting green operational activities of investee companies.

● *How does the use of derivatives attain the sustainable investment objective?*

Financial derivative instruments may be used for hedging and/or efficient portfolio management, if applicable. These instruments are not used to attain the sustainable investment objective of the product.



To what minimum extent are sustainable investments with an environmental objective aligned with the EU Taxonomy?

The extent to which sustainable investments with an environmental objective contribute to the environmental objectives set out in Article 9 of Regulation (EU) 2020/852; climate change mitigation, climate change adaptation, the sustainable use and protection of water and marine resources, the transition to a circular economy, pollution prevention and control and/or the protection and restoration of biodiversity and ecosystems and are aligned with the EU Taxonomy are disclosed in the two graphs below in the document.

The Management Company is improving its Taxonomy-alignment data collection to ensure the accuracy and suitability of its Taxonomy sustainability-related disclosures. Further subsequent prospectus and Taxonomy-alignment commitments updates will be made accordingly.

Economic activities that are not recognised by the Taxonomy Regulation are not necessarily environmentally harmful or unsustainable. In addition, all activities that can make a substantial contribution to environmental as well as social objectives are not yet part of the Taxonomy Regulation.

To comply with the EU Taxonomy, the criteria for **fossil gas** include limitations on emissions and switching to renewable power or low-carbon fuels by the end of 2035. For **nuclear energy**, the criteria include comprehensive safety and waste management rules.

Enabling activities directly enable other activities to make a substantial contribution to an environmental objective.

Transitional activities are activities for which low-carbon alternatives are not yet available and among others have greenhouse gas emission levels corresponding to the best performance.

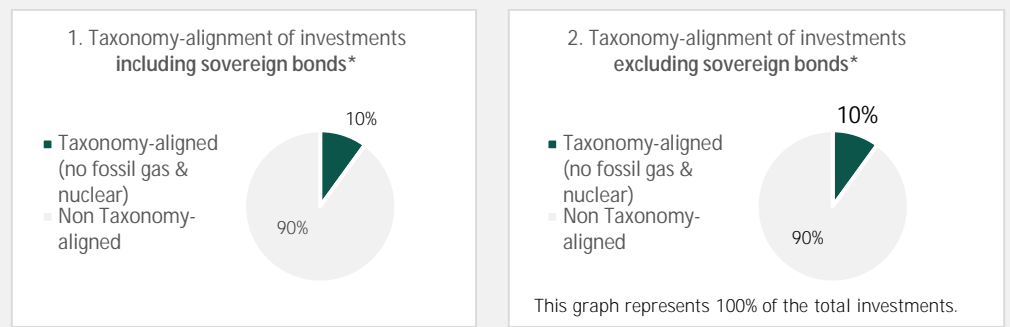
are environmentally sustainable investments that **do not take into account the criteria** for environmentally sustainable economic activities under the EU Taxonomy.

● *Does the financial product invest in fossil gas and/or nuclear energy related activities that comply with the EU Taxonomy¹?*

Yes: In fossil gas In nuclear energy

No

The two graphs below show in green the minimum percentage of investments that are aligned with the EU Taxonomy. As there is no appropriate methodology to determine the taxonomy-alignment of sovereign bonds, the first graph shows the Taxonomy alignment in relation to all the investments of the financial product including sovereign bonds, while the second graph shows the Taxonomy alignment only in relation to the investments of the financial product other than sovereign bonds.*



*For the purpose of these graphs, 'sovereign bonds' consist of all sovereign exposures

● *What is the minimum share of investments in transitional and enabling activities?*

Not applicable.



What is the minimum share of sustainable investments with an environmental objective that are not aligned with the EU Taxonomy?

The minimum share of sustainable investments with an environmental objective that are not aligned with the EU Taxonomy is 1%.

The objective of the investment manager is not to prevent the product from investing in taxonomy-aligned activities within the framework of the investment strategy of the product.

The Management Company is improving its Taxonomy-alignment data collection to ensure the accuracy and suitability of its Taxonomy sustainability-related disclosures. In the meantime, the financial product will invest in sustainable investments with an environmental objective that are not aligned with the EU Taxonomy.

¹ Fossil gas and/or nuclear related activities will only comply with the EU Taxonomy where they contribute to limiting climate change ("climate change mitigation") and do not significantly harm an EU Taxonomy objective –see explanatory note in the left hand margin. The full criteria for fossil gas and nuclear energy economic activities that comply with the EU Taxonomy are laid down in Commission Delegated Regulation (EU) 2022/1214.



What is the minimum share of sustainable investments with a social objective?

The minimum share of socially sustainable investments within the financial product is 1%.



What investments are included under "#2 Not sustainable", what is their purpose and are there any minimum environmental or social safeguards?

The remaining proportion of the investments is made in instruments used for liquidity and/or hedging purposes, such as cash, deposits and derivatives.

The investment manager will ensure that those investments are made while maintaining the sustainable investment objective of the financial product. In addition, those investments are made in compliance with our internal processes, including the following minimum environmental or social safeguards:

- the risk management policy. The risk management policy comprises procedures as are necessary to enable the management company to assess for each financial product it manages the exposure of that product to market, liquidity, sustainability and counterparty risks. And
- the RBC policy, where applicable, through the exclusion of companies involved in controversies due to poor practices related to human and labour rights, environment, and corruption, as well as companies operating in sensitive sectors (tobacco, coal, controversial weapons, asbestos,...), as these companies are deemed to be in violation of international norms, or to cause unacceptable harm to society and/or the environment.



Is a specific index designated as a reference benchmark to meet the sustainable investment objective?

No reference benchmark has been designated for the purpose of attaining the sustainable investment objective of the financial product.

- *How does the reference benchmark take into account sustainability factors in a way that is continuously aligned with the sustainable investment objective?*

Not applicable

- *How is the alignment of the investment strategy with the methodology of the index ensured on a continuous basis?*

Not applicable

- *How does the designated index differ from a relevant broad market index?*

Not applicable

- *Where can the methodology used for the calculation of the designated index be found?*

Reference benchmarks are indexes to measure whether the financial product attains the sustainable investment objective.

Not applicable



Where can I find more product specific information online?

More product-specific information can be found on the website: www.bnpparibas-am.com after choosing the relevant country and directly in the section "Sustainability-related disclosures" dedicated to the product.

Template pre-contractual disclosure for the financial products referred to in Article 8, paragraphs 1, 2 and 2a, of Regulation (EU) 2019/2088 and Article 6, first paragraph, of Regulation (EU) 2020/852

Sustainable investment means an investment in an economic activity that contributes to an environmental or social objective, provided that the investment does not significantly harm any environmental or social objective and that the investee companies follow good governance practices.

The **EU Taxonomy** is a classification system laid down in Regulation (EU) 2020/852, establishing a list of **environmentally sustainable economic activities**. That Regulation does not lay down a list of socially sustainable economic activities. Sustainable investments with an environmental objective might be aligned with the Taxonomy or not.

Product name : **BNP PARIBAS FUNDS ENHANCED BOND 6M**

Legal Entity Identifier : 549300N18H5KRSJ5BR39

Environmental and/or social characteristics

Does this financial product have a sustainable investment objective?	
<input checked="" type="radio"/> <input type="radio"/> Yes	<input checked="" type="radio"/> <input type="radio"/> No
<input type="checkbox"/> It will make a minimum of sustainable investments with an environmental objective: ____%	<input checked="" type="checkbox"/> It promotes Environmental/Social (E/S) characteristics and while it does not have as its objective a sustainable investment, it will have a minimum proportion of 20% of sustainable investments
<input type="checkbox"/> in economic activities that qualify as environmentally sustainable under the EU Taxonomy	<input type="checkbox"/> with an environmental objective in economic activities that qualify as environmentally sustainable under the EU Taxonomy
<input type="checkbox"/> in economic activities that do not qualify as environmentally sustainable under the EU Taxonomy	<input checked="" type="checkbox"/> with an environmental objective in economic activities that do not qualify as environmentally sustainable under the EU Taxonomy
<input type="checkbox"/> It will make a minimum of sustainable investments with a social objective: ____%	<input checked="" type="checkbox"/> with a social objective
	<input type="checkbox"/> It promotes E/S characteristics, but will not make any sustainable investments



What environmental and/or social characteristics are promoted by this financial product?

The financial product promotes environmental and social characteristics by assessing underlying investments against Environmental, Social, and Governance (ESG) criteria using an ESG internal proprietary methodology, and by investing in issuers that demonstrate good environmental, social and governance practices.

Corporate issuers

The investment strategy selects:

Corporate issuers with good or improving ESG practices within their sector of activity. The ESG performance of an issuer is evaluated against a combination of environmental, social and governance factors which include but are

not limited to:

- Environmental: energy efficiency, reduction of emissions of greenhouse gases (GHG), treatment of waste
- Social: respect of human rights and workers' rights, human resources management (workers' health and safety, diversity)
- Governance: Board of Directors independence, managers' remuneration, respect of minority shareholders rights

The exclusion criteria are applied with regard to issuers that are in violation of international norms and convention, or operate in sensitive sectors as defined by the Responsible Business Conduct Policy (RBC Policy).

Sovereign issuers

The investment strategy selects sovereign issuers based on their performance across the environmental, social and governance pillars. The ESG performance of each country is assessed using an internal Sovereign ESG methodology that focuses on measuring governments' efforts to produce and preserve assets, goods, and services with high ESG values, according to their level of economic development. This involves evaluation of a country against a combination of environmental, social and governance factors, which include but not limited to:

- Environmental: climate mitigation, biodiversity, energy efficiency, land resources, pollution
- Social: life conditions, economic inequality, education, employment, health infrastructure, human capital
- Governance: business rights, corruption, democratic life, political stability, security

BNP Paribas Asset Management's Global Sustainability Strategy places a strong emphasis on combatting climate change. Therefore, given the importance of sovereigns in addressing climate change, the internal Sovereign ESG methodology includes an additional scoring component that captures the country's contribution to progress towards the net-zero goals set out in the Paris Agreement. This additional scoring component reflects countries' commitment to future targets balanced by their current policies and their forward-looking physical climate risk exposure. It combines temperature alignment methodology for determining national contributions to climate change with an assessment of the laws and policies countries have in place for addressing climate change.

The investment manager also applies the BNP Paribas Group's sensitive countries framework, which includes restrictive measures on certain countries and/or activities that are considered as being particularly exposed to money laundering and terrorism financing related risks.

Furthermore, the investment manager promotes better environmental and social outcomes through engagement with issuers and the exercise of voting rights according to the Stewardship policy, where applicable.

No reference benchmark has been designated for the purpose of attaining the environmental or social characteristics promoted by the financial product.

● **What sustainability indicators are used to measure the attainment of each of the environmental or social characteristics promoted by this financial product?**

The following sustainability indicators are used to measure the attainment of the environmental and social characteristics promoted by the financial product:

- The percentage of the portfolio compliant with the RBC Policy
- The percentage of the portfolio covered by ESG analysis based on the ESG internal proprietary methodology
- The weighted average ESG score of the portfolio compared to the weighted average ESG score of its investment universe, as defined in the Prospectus
- The percentage of the financial product's portfolio invested in 'sustainable investments' as defined in Article 2 (17) of the SFDR regulation

● **What are the objectives of the sustainable investments that the financial product partially intends to make and how does the sustainable investment contribute to**

Sustainability indicators measure how the environmental or social characteristics promoted by the financial product are attained.



The objectives of the sustainable investments made by the financial product are to finance companies that contribute to environmental and/or social objectives through their products and services, as well as their sustainable practices.

The internal methodology, as defined in the main part of the Prospectus, integrates several criteria into its definition of sustainable investments that are considered to be core components to qualify a company as sustainable. These criteria are complementary to each other. In practice, a company must meet at least one of the criteria described below in order to be considered as contributing to an environmental or social objective:

1. A company with an economic activity aligned with the EU Taxonomy objectives. A company can be qualified as sustainable investment in case it has more than 20% of its revenues aligned with the EU Taxonomy. A company qualifying as sustainable investment through this criteria can for example contribute to the following environmental objectives: sustainable forestry, environmental restoration, sustainable manufacturing, renewable energy, water supply, sewerage, waste management and remediation, sustainable transportation, sustainable buildings, sustainable information and technology, scientific research for sustainable development;

2. A company with an economic activity contributing to one or more United Nations Sustainable Development goals (UN SDG) targets. A company can be qualified as sustainable investment in case it has more than 20% of its revenues aligned with the SDGs and less than 20% of its revenues misaligned with the UN SDGs. A company qualifying as sustainable investment through this criteria can for example contribute to the following objectives:

a. Environmental: sustainable agriculture, sustainable management of water and sanitation, sustainable and modern energy, sustainable economic growth, sustainable infrastructure, sustainable cities, sustainable consumption and production patterns, fight against climate change, conservation and sustainable use of oceans, seas and marine resources, protection, restoration and sustainable use of terrestrial ecosystems, sustainable management of forests, fight against desertification, land degradation and biodiversity loss;

b. Social: no poverty, zero hunger, food security, healthy lives and well-being at all ages, inclusive and equitable quality education and lifelong learning opportunities, gender equality, women and girls empowerment, availability of water and sanitation, access to affordable, reliable and modern energy, inclusive and sustainable economic growth, full and productive employment and decent work, resilient infrastructure, inclusive and sustainable industrialization, reduced inequality, inclusive, safe and resilient cities and human settlements, peaceful and inclusive societies, access to justice and effective, accountable and inclusive institutions, global partnership for sustainable development.

3. A company operating in a high GHG emission sector that is transitioning its business model to align with the objective of maintaining the global temperature rise below 1.5°C. A company qualifying as sustainable investment through this criteria can for example contribute to the following environmental objectives: GHG emissions reduction, fight against climate change;

4. A company with best-in-class environmental or social practices compared to its peers within the relevant sector and geographical region. The E or S best performer assessment is based on the BNPP AM ESG scoring methodology. The methodology scores companies and assesses them against a peer group comprising companies in comparable sectors and geographical regions. A company with a contribution score above 10 on the Environmental or Social pillar qualifies as best performer. A company qualifying as sustainable investment through this criteria can for example contribute to the following objectives:

a. Environmental: fight against climate change, environmental risk management, sustainable management of natural resources, waste management, water management, GHG emissions reduction, renewable energy, sustainable agriculture, green infrastructure;

b. Social: health and safety, human capital management, good external stakeholder management (supply chain, contractors, data), business ethics preparedness, good corporate governance.

Green bonds, social bonds and sustainability bonds issued to support specific environmental and/or social projects are also qualified as sustainable investments provided that these debt securities receive an investment recommendation 'POSITIVE' or 'NEUTRAL' from the Sustainability Center following the issuer and underlying project assessment based on a proprietary Green/Social/Sustainability Bond Assessment methodology.

Companies identified as a sustainable investment should not significantly harm any other environmental or social objectives (the Do No Significant Harm 'DNSH' principle) and should follow good governance practices. BNP Paribas Asset Management (BNPP AM) uses its proprietary methodology to assess all companies against these requirements.

More information on the internal methodology can be found on the website of the investment manager: <https://docfinder.bnpparibas-am.com/api/files/14787511-CB33-49FC-B9B5-7E934948BE63>

Principal adverse impacts are the most significant negative impacts of investment decisions on sustainability factors relating to environmental, social and employee matters, respect for human rights, anti-corruption and anti-bribery matters.

● **How do the sustainable investments that the financial product partially intends to make, not cause significant harm to any environmental or social sustainable investment objective?**

Sustainable investments that the product partially intends to make should not significantly harm any environmental or social objective (DNSH Principle). In this respect, the investment manager commits to consider principal adverse impacts on sustainability factors by taking into account indicators for adverse impacts as defined in SFDR, and to not invest in companies that do not meet their fundamental obligations in line with the OECD Guidelines and the UN Guiding Principles on Business and Human Rights.

How have the indicators for adverse impacts on sustainability factors been taken into account?

The investment manager ensures that throughout its investment process, the financial product takes into all the account principal all the adverse impact indicators that are relevant to its investment strategy to select the sustainable investments that the financial product partially intends to make by systematically implementing the sustainable investment pillars defined in the BNP Paribas Asset Management Global Sustainability Strategy (GSS) into its investment process : RBC policy, ESG integration guidelines, Stewardship, the forward-looking vision the '3Es' (Energy transition, Environmental sustainability, Equality & Inclusive Growth).

The RBC policy establishes a common framework across investments and economic activities that help identify industries and behaviours presenting a high risk of adverse impacts in violation of international norms. As part of the RBC Policy, sector policies provide a tailored approach to identify and prioritize principal adverse impacts based on the nature of the economic activity, and in many cases, the geography in which these economic activities take place.

The ESG Integration Guidelines includes a series of commitments, which are material to consideration of principal adverse sustainability impacts, and guides the internal ESG integration process. The proprietary ESG scoring framework includes an assessment of a number of adverse sustainability impacts caused by companies in which we invest. Outcome of this assessment may impact the valuation models as well as the portfolio construction depending on the severity and materiality of adverse impacts identified.

Thus, the Investment Manager considers principal adverse sustainability impacts throughout the investment process through the use of the internal ESG scores and construction of the portfolio with an improved ESG profile compared to its investment universe.

The Forward-looking perspective defines a set of objectives and developed performance indicators to measure how the researches, portfolios and commitments are aligned on three issues, the '3Es' (Energy transition, Environmental sustainability, Equality & inclusive growth) and thus support investment processes.

Furthermore, the Stewardship team regularly identifies adverse impacts through ongoing research, collaboration with other long-term investors, and dialogue with NGOs and other experts.

As regards the sustainable investments that the financial product intends to make, the following principal adverse sustainability impacts are taken into account:

Corporate mandatory indicators:

1. GreenHouse Gas (GHG) Emissions

2. Carbon footprint
3. GHG intensity of investee companies
4. Exposure to companies active in the fossil fuel sector
5. Share of non-renewable energy consumption and production
6. Energy consumption intensity per high impact climate sector
7. Activities negatively affecting biodiversity sensitive areas
8. Emissions to water
9. Hazardous waste ratio
10. Violations of UN Global Compact principles and Organisation for Economic Cooperation and Development (OECD) Guidelines for Multinational Enterprises
11. Lack of processes and compliance mechanisms to monitor compliance with UN Global Compact principles and OECD Guidelines for Multinational Enterprises
12. Unadjusted gender pay gap
13. Board gender diversity
14. Exposure to controversial weapons (anti-personnel mines, cluster munitions, chemical weapons and biological weapons)

Corporate voluntary indicators:

Environment

4. Investments in companies without carbon emission reduction initiatives

Social

4. Lack of a supplier code of conduct
9. Lack of a human rights policy

Sovereign mandatory indicator:

15. GHG intensity
16. Investee countries subject to social violations

More detailed information on the manner in which principal adverse impacts on sustainability factors are considered can be found in the BNP PARIBAS ASSET MANAGEMENT SFDR disclosure statement:

<https://docfinder.bnpparibas-am.com/api/files/874ADAE2-3EE7-4AD4-B0ED-84FC06E090BF>

In addition, information on how the principal adverse impacts on sustainability factors have been considered over the year will be available in the annual report of the financial product.

How are the sustainable investments aligned with the OECD Guidelines for Multinational Enterprises and the UN Guiding Principles on Business and Human Rights?

The investment universe of the financial product is periodically screened with a view to identify issuers that are potentially in violation or at risk of violation of the UN Global Compact Principles, OECD Guidelines for Multinational Enterprises and UN Guiding Principles on Business & Human Rights, including the principles and rights set out in the eight fundamental conventions identified in the Declaration of the International Labour Organisation on Fundamental Principles and Rights at Work and the International Bill of Human Rights. This assessment is conducted within the BNPP AM Sustainability Centre on the basis of internal analysis and information provided by external experts, and in consultation with BNP Paribas Group CSR Team. If an issuer is found to be in serious and repeated violations of any of the principles, it will be placed on an 'exclusion list' and will not be available for investment. Existing investments should be divested from the portfolio according to an internal procedure. If an issuer is at risk of violating any of the principles, it is placed on a 'watch list' monitored, as appropriate.

The EU Taxonomy sets out a 'do not significant harm' principle by which Taxonomy-aligned investments should not significantly harm EU Taxonomy objectives and is accompanied by specific EU criteria.

The 'do no significant harm' principle applies only to those investments underlying the financial product that take into account the EU criteria for environmentally sustainable economic activities. The investments underlying the remaining portion of this financial product do not take into account the EU criteria for environmentally sustainable economic activities.

Any other sustainable investments must also not significantly harm any environmental or social objectives.





Does this financial product consider principal adverse impacts on sustainability factors?

Yes

The product considers principal adverse impacts on sustainability factors by systematically implementing the sustainable investment pillars defined in the GSS into its investment process. These pillars are covered by firm-wide policies that set criteria to identify, consider and prioritise as well as address or mitigate adverse sustainability impacts caused by issuers.

The RBC policy establishes a common framework across investments and economic activities that help identify industries and behaviours presenting a high risk of adverse impacts in violation of international norms. As part of the RBC Policy, sector policies provide a tailored approach to identify and prioritize principal adverse impacts based on the nature of the economic activity, and in many cases, the geography in which these economic activities take place.

The ESG Integration Guidelines includes a series of commitments, which are material to consideration of principal adverse sustainability impacts, and guides the internal ESG integration process. The proprietary ESG scoring framework includes an assessment of a number of adverse sustainability impacts caused by companies in which we invest. Outcome of this assessment may impact the valuation models as well as the portfolio construction depending on the severity and materiality of adverse impacts identified.

Thus, the Investment Manager considers principal adverse sustainability impacts throughout the investment process through the use of the internal ESG scores and construction of the portfolio with an improved ESG profile compared to its investment universe.

The Forward-looking perspective defines a set of objectives and developed performance indicators to measure how the researches, portfolios and commitments are aligned on three issues, the '3Es' (Energy transition, Environmental sustainability, Equality & inclusive growth) and thus support investment processes.

Furthermore, the Stewardship team regularly identifies adverse impacts through ongoing research, collaboration with other long-term investors, and dialogue with NGOs and other experts.

Actions to address or mitigate principal adverse sustainability impacts depend on the severity and materiality of these impacts. These actions are guided by the RBC Policy, ESG Integration Guidelines, and Engagement and Voting Policy which include the following provisions :

- Exclusion of issuers that are in violation of international norms and conventions and issuers that are involved in activities presenting an unacceptable risk to society and/or the environment
- Engagement with issuers with the aim of encouraging them to improve their environmental, social and governance practices and, thus, mitigate potential adverse impacts
- In case of equity holdings, voting at Annual General Meetings of companies the portfolio is invested in to promote good governance and advance environmental and social issues
- Ensuring all securities included in the portfolio have supportive ESG research
- Managing portfolios so that their aggregate ESG score is better than the relevant benchmark or universe

Based on the above approach, and depending on the composition of the financial product's portfolio (i.e. the type of issuer), the financial product considers and addresses or mitigates the following principal adverse sustainability impacts:

Corporate mandatory indicators:

1. GreenHouse Gas (GHG) Emissions
2. Carbon footprint
3. GHG intensity of investee companies
4. Exposure to companies active in the fossil fuel sector
5. Share of non-renewable energy consumption and production
6. Energy consumption intensity per high impact climate sector



7. Activities negatively affecting biodiversity sensitive areas
8. Emissions to water
9. Hazardous waste ratio
10. Violations of UN Global Compact principles and Organisation for Economic Cooperation and Development (OECD) Guidelines for Multinational Enterprises
11. Lack of processes and compliance mechanisms to monitor compliance with UN Global Compact principles and OECD Guidelines for Multinational Enterprises
12. Unadjusted gender pay gap
13. Board gender diversity
14. Exposure to controversial weapons (anti-personnel mines, cluster munitions, chemical weapons and biological weapons)

Corporate voluntary indicators:

Environment

4. Investments in companies without carbon emission reduction initiatives

Social

4. Lack of a supplier code of conduct
9. Lack of a human rights policy

Sovereign mandatory indicator:

15. GHG intensity
16. Investee countries subject to social violations

More detailed information on the manner in which principal adverse impacts on sustainability factors are considered can be found in the BNP PARIBAS ASSET MANAGEMENT SFDR disclosure statement: <https://docfinder.bnpparibas-am.com/api/files/874ADAE2-3EE7-4AD4-BOED-84FC06E090BF>
In addition, information on how the principal adverse impacts on sustainability factors have been considered over the year will be available in the annual report of the financial product.

No



What investment strategy does this financial product follow?

The investment strategy guides investment decisions based on factors such as investment objectives and risk tolerance.

To achieve the investment objective of the financial product, the investment manager takes into account at each step of its investment process the Environmental, Social and Governance (ESG) criteria that the financial product promotes.

The investment universe of the financial product is thoroughly screened with a view to identify issuers that are in violation of the UN Global Compact Principles, OECD Guidelines for Multinational Enterprises and UN Guiding Principles on Business & Human Rights.

Then the Investment Manager integrates ESG ratings and criteria into the assessment of issuers. ESG ratings are built by BNP Paribas Asset Management's Sustainability Centre using a proprietary ESG methodology.

The investment manager constantly integrates the binding elements of the investment strategy described in the question below to construct an investment portfolio with an improved ESG profile compared to its investment universe.

Environmental, social and governance (ESG) criteria contribute to, but are not a determining factor in, the manager's decision-making.

The elements of the investment strategy to attain the environmental or social characteristics promoted by this financial product as described below are systematically integrated throughout the investment process.

- **What are the binding elements of the investment strategy used to select the investments to attain each of the environmental or social characteristics promoted by this financial product?**

- The financial product shall comply with the RBC Policy by excluding companies involved in controversies due to poor practices related to human and labor rights, environment, and corruption, as well as

companies operating in sensitive sectors (tobacco, coal, controversial weapons, asbestos,...), as these companies are deemed to be in violation of international norms, or to cause unacceptable harm to society and/or the environment.

More information on the RBC Policy, and in particular criteria relating to sectoral exclusions, can be found on the website of the investment manager: Sustainability documents - BNPP AM Corporate English (<https://www.bnpparibas-am.com/sustainability-documents/>)

- The financial product shall have the weighted average ESG score of its portfolio higher than the weighted average ESG score of its investment universe, as defined in the Prospectus
- The financial product shall have at least 90% of its assets (excluding ancillary liquid assets) covered by the ESG analysis based on the ESG internal proprietary methodology
- The financial product shall invest at least 20% of its assets in 'sustainable investments' as defined in Article 2 (17) of the SFDR regulation. Criteria to qualify an investment as 'sustainable investment' are indicated in the above question 'What are the objectives of the sustainable investments that the financial product partially intends to make and does the sustainable investments contribute to such objectives' and the quantitative and qualitative thresholds are mentioned in the main part of the Prospectus

● **What is the committed minimum rate to reduce the scope of the investments considered prior to the application of that investment strategy?**

The financial product does not commit to a reduction of the scope of investments prior to the application of its investment strategy.

● **What is the policy to assess good governance practices of the investee companies?**

The ESG scoring framework assesses corporate governance through a core set of standard key performance indicators for all sectors supplemented by sector specific metrics. The governance metrics and indicators to assess good governance practices such as sound management structures, employee relations, remuneration of staff and tax compliance include but are not limited to:

- Separation of power (e.g. Split CEO/Chair)
- Board diversity
- Executive pay (remuneration policy)
- Board Independence, and key committees independence
- Accountability of directors
- Financial expertise of the Audit Committee
- Respect of shareholders rights and absence of antitakeover devices
- The presence of appropriate policies (i.e. Bribery and corruption, whistleblower)
- Tax disclosure
- An assessment of prior negative incidents relating to governance

The ESG analysis goes beyond the framework to look at a more qualitative assessment of how the insights from our ESG model are reflected in the culture and operations of investee companies. In some cases, the ESG analysts will conduct due diligence meetings to better understand the company's approach to corporate governance.

Good governance practices include sound management structures, employee relations, remuneration of staff and tax compliance.



What is the asset allocation planned for this financial product?

Asset allocation describes the share of investments in specific assets.

At least 80% of the investments of the financial product will be used to meet the environmental or social characteristics promoted, in accordance with the binding elements of the investment strategy of the financial product.

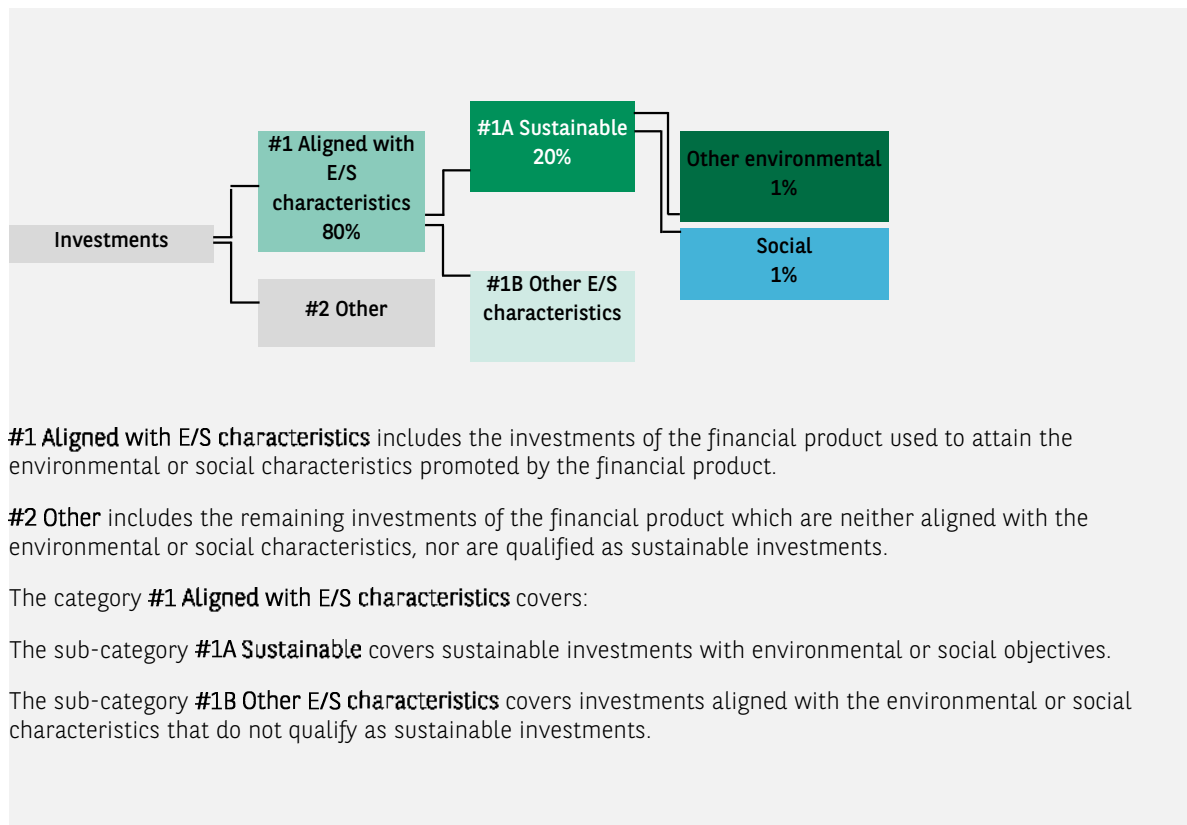
Taxonomy-aligned activities are expressed as a share of:

For the avoidance of doubt, such a proportion is solely a minimum and the exact percentage of the investments of the financial product that attained the promoted environmental or social characteristics will be available in the annual report.

The minimum proportion of sustainable investments of the financial product is 20%.

The remaining proportion of the investments is mainly used as described under the question: "What investments are included under "#2 Other", what is their purpose and are there any minimum environmental or social safeguards?"

- **turnover** reflecting the share of revenue from green activities of investee companies.
 - **capital expenditure** (CapEx) showing the green investments made by investee companies, e.g. for a transition to a green economy.
 - **operational expenditure** (OpEx) reflecting green operational activities of investee companies.



● **How does the use of derivatives attain the environmental or social characteristics promoted by the financial product?**

Financial derivative instruments may be used for efficient portfolio management, hedging and/or investment purposes, if applicable. These instruments are not used to attain the environmental or social characteristics promoted by the product.



To what minimum extent are sustainable investments with an environmental objective aligned with the EU Taxonomy?

Not applicable

● **Does the financial product invest in fossil gas and/or nuclear energy related activities that comply with the EU Taxonomy¹?**

Yes

In fossil gas In Nuclear Energy

No

¹ -Fossil gas and/or nuclear related activities will only comply with the EU Taxonomy where they contribute to limiting climate change ("climate change mitigation") and do not significantly harm any EU Taxonomy objective - see explanatory note in the left hand margin. The full criteria for fossil gas and nuclear energy economic activities that comply with the EU Taxonomy are laid down in Commission Delegated Regulation (EU) 2022/1214.

To comply with the EU Taxonomy, the criteria for **fossil gas** include limitations on emissions and switching to renewable power or low-carbon fuels by the end of 2035. For **nuclear energy**, the criteria include comprehensive safety and waste management rules

Enabling activities directly enable other activities to make a substantial contribution to an environmental objective. **Transitional activities** are activities for which low-carbon alternatives are not yet available and among others have greenhouse gas emission levels corresponding to the best performance.

The two graphs below show in green the minimum percentage of investments that are aligned with the EU Taxonomy. As there is no appropriate methodology to determine the Taxonomy-alignment of sovereign bonds*, the first graph shows the Taxonomy-alignment in relation to all the investments of the financial product including sovereign bonds, while the second graph shows the Taxonomy-alignment only in relation to the investments of the financial product other than sovereign bonds.



* For the purpose of these graphs, 'sovereign bonds' consist of all sovereign exposures

● **What is the minimum share of investments in transitional and enabling activities?**

Not applicable

are sustainable investments with an environmental objective that **do not take into account the criteria** for environmentally sustainable economic activities under the EU Taxonomy.

● **What is the minimum share of sustainable investments with an environmental objective that are not aligned with the EU Taxonomy?**

The minimum share of sustainable investments with an environmental objective that are not aligned with the EU Taxonomy is 1%.

The minimum share is intentionally low as the objective of the investment manager is not to prevent the product from investing in taxonomy-aligned activities within the framework of the investment strategy of the product.

The Management Company is improving its Taxonomy-alignment data collection to ensure the accuracy and suitability of its Taxonomy sustainability-related disclosures. In the meantime, the financial product will invest in sustainable investments with an environmental objective that are not aligned with the EU Taxonomy.

● **What is the minimum share of socially sustainable investments?**

The minimum share of socially sustainable investments within the financial product is 1%.

● **What investments are included under '#2 Other', what is their purpose and are there any minimum environmental or social safeguards?**

The remaining proportion of the investments may include :

- The proportion of assets that are not used to meet the environmental or social characteristics promoted by the financial product. These assets are used for investment purposes, or
- Instruments which are mainly used for liquidity, efficient portfolio management, and/or hedging purposes, notably cash, deposits and derivatives

In any case, the investment manager will ensure that those investments are made while maintaining the

improvement of the ESG profile of the financial product. In addition, those investments are made in compliance with our internal processes, including the following minimum environmental or social safeguards:

- The risk management policy. The risk management policy comprises procedures as are necessary to enable the management company to assess for each financial product it manages the exposure of that product to market, liquidity, sustainability and counterparty risks. And

- The RBC policy, where applicable, through the exclusion of companies involved in controversies due to poor practices related to human and labour rights, environment, and corruption, as well as companies operating in sensitive sectors (tobacco, coal, controversial weapons, asbestos,...), as these companies are deemed to be in violation of international norms, or to cause unacceptable harm to society and/or the environment



Is a specific index designated as a reference benchmark to determine whether this financial product is aligned with the environmental and/or social characteristics that it promotes?

Reference benchmarks are indexes to measure whether the financial product attains the environmental or social characteristics that they promote.

No reference benchmark has been designated for the purpose of attaining the environmental or social characteristics promoted by the financial product.

- **How is the reference benchmark continuously aligned with each of the environmental or social characteristics promoted by the financial product?**

Not applicable

- **How is the alignment of the investment strategy with the methodology of the index ensured on a continuous basis?**

Not applicable

- **How does the designated index differ from a relevant broad market index?**

Not applicable

- **Where can the methodology used for the calculation of the designated index be found?**

Not applicable



Where can I find more product specific information online?

More product-specific information can be found on the website: <https://www.bnpparibas-am.com/> after choosing the relevant country and directly in the section 'Sustainability-related disclosures' dedicated to the product.

Template pre-contractual disclosure for the financial products referred to in Article 8, paragraphs 1, 2 and 2a, of Regulation (EU) 2019/2088 and Article 6, first paragraph, of Regulation (EU) 2020/852

Product name: BNP PARIBAS Environmental Absolute Return Thematic Equity (EARTH)

Legal entity identifier: 213800Q70X8HV1HBAY34

ENVIRONMENTAL AND/OR SOCIAL CHARACTERISTICS

Does this financial product have a sustainable investment objective?

Yes

No

It will make a minimum of sustainable investments with an environmental objective: ___%

in economic activities that qualify as environmentally sustainable under the EU Taxonomy

in economic activities that do not qualify as environmentally sustainable under the EU Taxonomy

It will make a minimum of sustainable investments with a social objective: ___%

It promotes Environmental/Social (E/S) characteristics and while it does not have as its objective a sustainable investment, it will have a minimum proportion of 55% of sustainable investments

with an environmental objective in economic activities that qualify as environmentally sustainable under the EU Taxonomy

with an environmental objective in economic activities that do not qualify as environmentally sustainable under the EU Taxonomy

with a social objective

It promotes E/S characteristics, but will not make any sustainable investments

Sustainable investment means an investment in an economic activity that contributes to an environmental or social objective, provided that the investment does not significantly harm any environmental or social objective and that the investee companies follow good governance practices.

The **EU Taxonomy** is a classification system laid down in Regulation (EU) 2020/852, establishing a list of **environmentally sustainable economic activities**. That Regulation does not lay down a list of socially sustainable economic activities. Sustainable investments with an environmental objective might be aligned with the Taxonomy or not.



What environmental and/or social characteristics are promoted by this financial product?

This financial product invests on a long basis in environmental solutions companies whilst simultaneously using shorts for the purposes of hedging as well as shorting companies with stranded assets, transition risk assets and/or inferior technologies in addressing climate change and declining nature stocks.

This includes, but is not limited to, companies that provide through their products, services or processes, solutions to ocean health & clean water, smart agriculture & food innovation, the circular economy & eco-design, as well as renewable energy production, energy technology & materials and energy infrastructure & mobility.

Ocean Health & Clean Water: This relates to aquatic ecosystems, which sustain the lives of billions of people, regulate climate, produces half our oxygen. Examples include desalination, smart irrigation and water flow control

Smart Agriculture & Food Innovation: This relates to terrestrial ecosystems, which provide the basis for life through food supply, habitats for organisms and biodiversity. Examples include animal health, smart farming and forestry management.

Circular Economy & Eco-Design: This relates to the circular economy, which includes reducing, re-using and recycling materials to reduce waste and pollution. Examples include biodegradable plastics, textile recycling and waste management

Renewable Energy Production: This theme relates to decarbonising the energy system through production of renewable energy and carbon capture. Examples include clean power, hydrogen production, and renewable installation.

Energy Technology & Materials: This theme relates to digitalising the energy system through electrification, efficiency and technology. Examples include batteries for electric vehicles, environmental data analytics, and critical raw materials.

Energy Infrastructure & Mobility: This relates to decentralising the energy system through new infrastructure, distributed energy, and battery storage. This includes electric vehicle charging, hydrogen mobility and micro eMobility.

This financial product also applies exclusion criteria with regard to issuers that are in violation of international norms and convention, or operate in sensitive sectors as defined by the Responsible Business Conduct Policy (RBC Policy).

BNP Paribas Asset Management's Global Sustainability Strategy places a strong emphasis on combatting climate change. Therefore, given the importance of sovereigns in addressing climate change, the internal Sovereign ESG methodology includes an additional scoring component that captures the country's contribution to progress towards the net-zero goals set out in the Paris Agreement. This additional scoring component reflects countries' commitment to future targets balanced by their current policies and their forward-looking physical climate risk exposure. It combines temperature alignment methodology for determining national contributions to climate change with an assessment of the laws and policies countries have in place for addressing climate change.

The investment manager also applies the BNP Paribas Group's sensitive countries framework, which includes restrictive measures on certain countries and/or activities that are considered as being particularly exposed to money laundering and terrorism financing related risks.

Furthermore, the investment manager promotes better environmental and social outcomes through engagement with issuers and the exercise of voting rights according to the Stewardship policy, where applicable.

No reference benchmark has been designated for the purpose of attaining the environmental or social characteristics promoted by the financial product.

● ***What sustainability indicators are used to measure the attainment of each of the environmental or social characteristics promoted by this financial product?***

The following sustainability indicators are used to measure the attainment of the environmental and social characteristics promoted by the financial product:

- The percentage of the financial product's portfolio compliant with the RBC Policy;
- The financial product shall invest in companies with at least 20% of revenue, profit or invested capital aligned with the financial product's thematics;
- The percentage of the initial thematic universe that is reduced in order to define the final thematic universe (based on SDG alignment and DNSH criteria);
- The percentage of the financial product's portfolio covered by ESG analysis based on the ESG internal proprietary methodology;

Sustainability indicators measure how the environmental or social characteristics promoted by the financial product are attained.

- The percentage of the financial product's assets covered by the SDG alignment and DNSH analysis based on the proprietary sustainable investments methodology (excluding ancillary liquid assets);
- The percentage of the financial product's portfolio invested in "sustainable investments" as defined in Article 2 (17) of the SFDR regulation;
- The percentage of the financial product's portfolio aggregate Revenue which is "EU Taxonomy Aligned" as defined by Regulation (EU) 2020/852.

● ***What are the objectives of the sustainable investments that the financial product partially intends to make and how does the sustainable investment contribute to such objectives?***

The objectives of the sustainable investments made by the financial product are to finance companies that contribute to environmental and/or social objectives through their products and services, as well as their sustainable practices.

The internal methodology, as defined in the main part of the Prospectus, integrates several criteria into its definition of sustainable investments that are considered to be core components to qualify a company as sustainable. These criteria are complementary to each other. In practice, a company must meet at least one of the criteria described below in order to be considered as contributing to an environmental or social objective:

1. A company with an economic activity aligned with the EU Taxonomy objectives. A company can be qualified as sustainable investment in case it has more than 20% of its revenues aligned with the EU Taxonomy. A company qualifying as sustainable investment through this criteria can for example contribute to the following environmental objectives: sustainable forestry, environmental restoration, sustainable manufacturing, renewable energy, water supply, sewerage, waste management and remediation, sustainable transportation, sustainable buildings, sustainable information and technology, scientific research for sustainable development;
2. A company with an economic activity contributing to one or more United Nations Sustainable Development goals (UN SDG) targets. A company can be qualified as sustainable investment in case it has more than 20% of its revenues aligned with the SDGs and less than 20% of its revenues misaligned with the UN SDGs. A company qualifying as sustainable investment through this criteria can for example contribute to the following objectives:
 - a. Environmental: sustainable agriculture, sustainable management of water and sanitation, sustainable and modern energy, sustainable economic growth, sustainable infrastructure, sustainable cities, sustainable consumption and production patterns, fight against climate change, conservation and sustainable use of oceans, seas and marine resources, protection, restoration and sustainable use of terrestrial ecosystems, sustainable management of forests, fight against desertification, land degradation and biodiversity loss;
 - b. Social: no poverty, zero hunger, food security, healthy lives and well-being at all ages, inclusive and equitable quality education and lifelong learning opportunities, gender equality, women and girls empowerment, availability of water and sanitation, access to affordable, reliable and modern energy, inclusive and sustainable economic growth, full and productive employment and decent work, resilient infrastructure, inclusive and sustainable industrialization, reduced inequality, inclusive, safe and resilient cities and human settlements, peaceful and inclusive societies, access to justice and effective, accountable and inclusive institutions, global partnership for sustainable development.
3. A company operating in a high GHG emission sector that is transitioning its business model to align with the objective of maintaining the global temperature rise below 1.5°C. A company qualifying as sustainable investment through this criteria can for example contribute to the following environmental objectives: GHG emissions reduction, fight against climate change;
4. A company with best-in-class environmental or social practices compared to its peers within the relevant sector and geographical region. The E or S best performer assessment is based on the BNPP AM ESG scoring methodology. The methodology scores companies and assesses

them against a peer group comprising companies in comparable sectors and geographical regions. A company with a contribution score above 10 on the Environmental or Social pillar qualifies as best performer. A company qualifying as sustainable investment through this criteria can for example contribute to the following objectives:

- a. Environmental: fight against climate change, environmental risk management, sustainable management of natural resources, waste management, water management, GHG emissions reduction, renewable energy, sustainable agriculture, green infrastructure;
- b. Social: health and safety, human capital management, good external stakeholder management (supply chain, contractors, data), business ethics preparedness, good corporate governance.

Companies identified as a sustainable investment should not significantly harm any other environmental or social objectives (the Do No Significant Harm “DNSH” principle) and should follow good governance practices. BNP Paribas Asset Management (BNPP AM) uses its proprietary methodology to assess all companies against these requirements.

More information on the internal methodology can be found on the website of the investment manager: [Sustainability documents - BNPP AM Corporate English \(bnpparibas-am.com\)](https://www.bnpparibas-am.com/en/sustainability).

How do the sustainable investments that the financial product partially intends to make, not cause significant harm to any environmental or social sustainable investment objective?

Sustainable investments that the product partially intends to make should not significantly harm any environmental or social objective (DNSH Principle). In this respect, the investment manager commits to consider principal adverse impacts on sustainability factors by taking into account indicators for adverse impacts as defined in SFDR, and to not invest in companies that do not meet their fundamental obligations in line with the OECD Guidelines and the UN Guiding Principles on Business and Human Rights.

How have the indicators for adverse impacts on sustainability factors been taken into account?

The investment manager ensures that throughout its investment process, the financial product takes into account all the principal adverse impact indicators that are relevant to its investment strategy to select the sustainable investments that the financial product partially intends to make by systematically implementing the sustainable investment pillars defined in the BNP Paribas Asset Management Global Sustainability Strategy (GSS) into its investment process: RBC policy, ESG integration guidelines, Stewardship, the forward-looking vision – the ‘3Es’ (Energy transition, Environmental sustainability, Equality & Inclusive Growth).

The RBC policy establishes a common framework across investments and economic activities that help identify industries and behaviours presenting a high risk of adverse impacts in violation of international norms. As part of the RBC Policy, sector policies provide a tailored approach to identify and prioritize principal adverse impacts based on the nature of the economic activity, and in many cases, the geography in which these economic activities take place.

The ESG Integration Guidelines includes a series of commitments, which are material to consideration of principal adverse sustainability impacts, and guides the internal ESG integration process. The proprietary ESG scoring framework includes an assessment of a number of adverse sustainability impacts caused by companies in which we invest. The result of this assessment leads to the exclusion of companies that are not aligned with the SDGs.

The Forward-looking perspective defines a set of objectives and developed performance indicators to measure how the researches, portfolios and commitments are aligned on three issues, the “3Es” (Energy transition, Environmental sustainability, Equality & inclusive growth) and thus support investment processes.

Furthermore, the Stewardship team regularly identifies adverse impacts through ongoing research, collaboration with other long-term investors, and dialogue with NGOs and other experts.

Principal adverse impacts are the most significant negative impacts of investment decisions on sustainability factors relating to environmental, social and employee matters, respect for human rights, anti-corruption and anti-bribery matters.

As regards the sustainable investments that the financial product intends to make, the following principal adverse sustainability impacts are taken into account:

Corporate mandatory indicators:

1. GreenHouse Gas (GHG) Emissions
2. Carbon footprint
3. GHG intensity of investee companies
4. Exposure to companies active in the fossil fuel sector
5. Share of non-renewable energy consumption and production
6. Energy consumption intensity per high impact climate sector
7. Activities negatively affecting biodiversity sensitive areas
8. Emissions to water
9. Hazardous waste ratio
10. Violations of UN Global Compact principles and Organisation for Economic Cooperation and Development (OECD) Guidelines for Multinational Enterprises
11. Lack of processes and compliance mechanisms to monitor compliance with UN Global Compact principles and OECD Guidelines for Multinational Enterprises
12. Unadjusted gender pay gap
13. Board gender diversity
14. Exposure to controversial weapons (anti-personnel mines, cluster munitions, chemical weapons and biological weapons)

Corporate voluntary indicators:

Environment

4. Investments in companies without carbon emission reduction initiatives

Social

4. Lack of a supplier code of conduct
9. Lack of a human rights policy

Sovereign mandatory indicators

15. GHG intensity
16. Investee countries subject to social violations

More detailed information on the manner in which principal adverse impacts on sustainability factors are considered can be found in the BNP PARIBAS ASSET MANAGEMENT [SFDR disclosure statement: sustainability risk integration and Principal Adverse Impacts considerations](#).

In addition, information on how the principal adverse impacts on sustainability factors have been considered over the year will be available in the annual report of the financial product.

— — — *How are the sustainable investments aligned with the OECD Guidelines for Multinational Enterprises and the UN Guiding Principles on Business and Human Rights? Details:*

The investment universe of the financial product is periodically screened with a view to identify issuers that are potentially in violation or at risk of violation of the UN Global Compact Principles, OECD Guidelines for Multinational Enterprises and UN Guiding Principles on Business & Human Rights, including the principles and rights set out in the eight fundamental conventions identified in the Declaration of the International Labour Organisation on Fundamental Principles and Rights at Work and the International Bill of Human Rights. This assessment is conducted within the BNPP AM Sustainability Centre on the basis of internal analysis and information provided by external experts, and in consultation with BNP Paribas Group CSR Team. If an issuer is found to be in serious and repeated violations of any of the principles, it will be placed on an "exclusion list" and will

The EU Taxonomy sets out a “do not significant harm” principle by which Taxonomy-aligned investments should not significantly harm EU Taxonomy objectives and is accompanied by specific EU criteria.

The “do no significant harm” principle applies only to those investments underlying the financial product that take into account the EU criteria for environmentally sustainable economic activities. The investments underlying the remaining portion of this financial product do not take into account the EU criteria for environmentally sustainable economic activities.

Any other sustainable investments must also not significantly harm any environmental or social objectives.

not be available for investment. Existing investments should be divested from the portfolio according to an internal procedure. If an issuer is at risk of violating any of the principles, it is placed on a “watch list” monitored, as appropriate.



Does this financial product consider principal adverse impacts on sustainability factors?

Yes

The product considers principal adverse impacts on sustainability factors by systematically implementing the sustainable investment pillars defined in the GSS into its investment process. These pillars are covered by firm-wide policies that set criteria to identify, consider and prioritise as well as address or mitigate adverse sustainability impacts caused by issuers.

The RBC policy establishes a common framework across investments and economic activities that help identify industries and behaviours presenting a high risk of adverse impacts in violation of international norms. As part of the RBC Policy, sector policies provide a tailored approach to identify and prioritize principal adverse impacts based on the nature of the economic activity, and in many cases, the geography in which these economic activities take place.

The ESG Integration Guidelines includes a series of commitments, which are material to consideration of principal adverse sustainability impacts, and guides the internal ESG integration process. The proprietary ESG scoring framework includes an assessment of a number of adverse sustainability impacts caused by companies in which we invest. The result of this assessment leads to the exclusion of companies that are not aligned with the SDGs.

The Forward-looking perspective defines a set of objectives and developed performance indicators to measure how the researches, portfolios and commitments are aligned on three issues, the “3Es” (Energy transition, Environmental sustainability, Equality & inclusive growth) and thus support investment processes.

Furthermore, the Stewardship team regularly identifies adverse impacts through ongoing research, collaboration with other long-term investors, and dialogue with NGOs and other experts.

Actions to address or mitigate principal adverse sustainability impacts depend on the severity and materiality of these impacts. These actions are guided by the RBC Policy, ESG Integration Guidelines, and Engagement and Voting Policy which include the following provisions:

- Exclusion of issuers that are in violation of international norms and conventions and issuers that are involved in activities presenting an unacceptable risk to society and/or the environment;
- Engagement with issuers with the aim of encouraging them to improve their environmental, social and governance practices and, thus, mitigate potential adverse impacts;
- In case of equity holdings, voting at Annual General Meetings of companies the portfolio is invested in to promote good governance and advance environmental and social issues;

- Ensuring all securities included in the portfolio have supportive ESG research.

Based on the above approach, and depending on the composition of the financial product's portfolio (i.e. the type of issuer), the financial product considers and addresses or mitigates the following principal adverse sustainability impacts:

Corporate mandatory indicators:

1. GreenHouse Gas (GHG) Emissions
2. Carbon footprint
3. GHG intensity of investee companies
4. Exposure to companies active in the fossil fuel sector
5. Share of non-renewable energy consumption and production
6. Energy consumption intensity per high impact climate sector
7. Activities negatively affecting biodiversity sensitive areas
8. Emissions to water
9. Hazardous waste ratio
10. Violations of UN Global Compact principles and Organisation for Economic Cooperation and Development (OECD) Guidelines for Multinational Enterprises
11. Lack of processes and compliance mechanisms to monitor compliance with UN Global Compact principles and OECD Guidelines for Multinational Enterprises
12. Unadjusted gender pay gap
13. Board gender diversity
14. Exposure to controversial weapons (anti-personnel mines, cluster munitions, chemical weapons and biological weapons)

Corporate voluntary indicators:

Environment

4. Investments in companies without carbon emission reduction initiatives

Social

4. Lack of a supplier code of conduct
9. Lack of a human rights policy

Sovereign mandatory indicators

15. GHG intensity
16. Investee countries subject to social violations

More detailed information on the manner in which principal adverse impacts on sustainability factors are considered can be found in the BNP PARIBAS ASSET MANAGEMENT [SFDR disclosure statement: sustainability risk integration and Principal Adverse Impacts considerations](#).

In addition, information on how the principal adverse impacts on sustainability factors have been considered over the year will be available in the annual report of the financial product.

No



The investment strategy guides investment decisions based on factors such as investment objectives and risk tolerance.

What investment strategy does this financial product follow?

The financial product is a global, low net environmental themed equity long / short strategy going long environmental solutions companies whilst simultaneously using shorts for the purposes of hedging market and factor risk as well as shorts for alpha creation in companies with stranded / transition risk assets and / or inferior environmental technologies in addressing climate change and declining nature stocks.

The financial product aims to have a strong, positive environmental contribution with volatility and style exposure substantially tied to the environmental solutions theme. As such, the strategy have some correlation and factor exposure to the broader environmental theme, whilst being able to reduce adverse market movements through the strategy's short positions.

This is achieved through the funds thematic portfolio allocation capturing the thematic exposure of environmental companies whilst using optimised market and factor short hedges. Relative Value capturing dispersion within the environmental theme by going long environmental companies and short related companies

The investment universe of the financial product is thoroughly screened with a view to identify issuers that are in violation of the UN Global Compact Principles, OECD Guidelines for Multinational Enterprises and UN Guiding Principles on Business & Human Rights. Issuers failing to meet their fundamental obligations in the areas of human and labour rights, environment and corruption are excluded from the investment universe. The in-house sector policies relating to companies operating in sensitive areas (controversial weapons, asbestos, mining, palm oil, etc.) are implemented in order to identify and exclude companies with the worst practices.

In addition, the Investment Manager relies on the internal sustainable investment methodology, as defined in the answer to the question *What are the objectives of the sustainable investments that the financial product partially intends to make and how does the sustainable investments contribute to such objectives*, to determine issuers that contribute to environmental and/or social objectives.

An extra-financial strategy may comprise methodological limitations such as the ESG Investment Risk as defined by the investment manager.

The elements of the investment strategy to attain the sustainable investment objective of this financial product as described below are systematically integrated throughout the investment process.

● ***What are the binding elements of the investment strategy used to select the investments to attain each of the environmental or social characteristics promoted by this financial product?***

- The financial product shall comply with the RBC Policy by excluding companies involved in controversies due to poor practices related to human and labour rights, environment, and corruption, as well as companies operating in sensitive sectors (tobacco, coal, controversial weapons, asbestos,...), as these companies are deemed to be in violation of international norms, or to cause unacceptable harm to society and/or the environment.

More information on the RBC Policy, and in particular criteria relating to sectoral exclusions, can be found on the website of the investment manager: [Sustainability documents - BNPP AM Corporate English \(bnpparibas-am.com\)](#);

- The financial product shall invest in companies with at least 20% of revenue, profit or invested capital aligned with the financial product's thematic;
- At least 20% of the initial thematic universe is reduced in order to define the final thematic universe (based on SDG alignment and DNSH criteria);

- The financial product shall have at least 90% of its assets (excluding ancillary liquid assets) covered by the ESG analysis based on the ESG internal proprietary methodology.
- The financial product shall have at least 90% of its assets covered by the SDG alignment and DNSH analysis based on the proprietary sustainable investments methodology (excluding ancillary liquid assets);
- The financial product shall invest at least 55% of its assets in “sustainable investments” as defined in Article 2 (17) of the SFDR regulation. Criteria to qualify an investment as “sustainable investment” are indicated in the above question “*What are the objectives of the sustainable investments that the financial product partially intends to make and does the sustainable investments contribute to such objectives*” and the quantitative and qualitative thresholds are mentioned in the main part of the Prospectus.
- The financial product’s shall invest at least 5% of its assets in companies “EU Taxonomy Aligned”.

● ***What is the committed minimum rate to reduce the scope of the investments considered prior to the application of that investment strategy?***

At least 20% of the initial thematic universe is reduced in order to define the final thematic universe for the long portion of the portfolio (based on SDG alignment and DNSH criteria)

● ***What is the policy to assess good governance practices of the investee companies?***

The ESG scoring framework assesses corporate governance through a core set of standard key performance indicators for all sectors supplemented by sector specific metrics.

The governance metrics and indicators to assess good governance practices such as sound management structures, employee relations, remuneration of staff and tax compliance include but are not limited to:

- Separation of power (e.g. Split CEO/Chair),
- Board diversity,
- Executive pay (remuneration policy),
- Board Independence, and key committees independence
- Accountability of directors,
- Financial expertise of the Audit Committee,
- Respect of shareholders rights and absence of antitakeover devices
- The presence of appropriate policies (i.e. Bribery and corruption, whistle-blower),
- Tax disclosure,
- An assessment of prior negative incidents relating to governance.

The ESG analysis goes beyond the framework to look at a more qualitative assessment of how the insights from our ESG model are reflected in the culture and operations of investee companies. In some cases, the ESG analysts will conduct due diligence meetings to better understand the company’s approach to corporate governance.

Good governance practices include sound management structures, employee relations, remuneration of staff and tax compliance.

What is the asset allocation planned for this financial product?

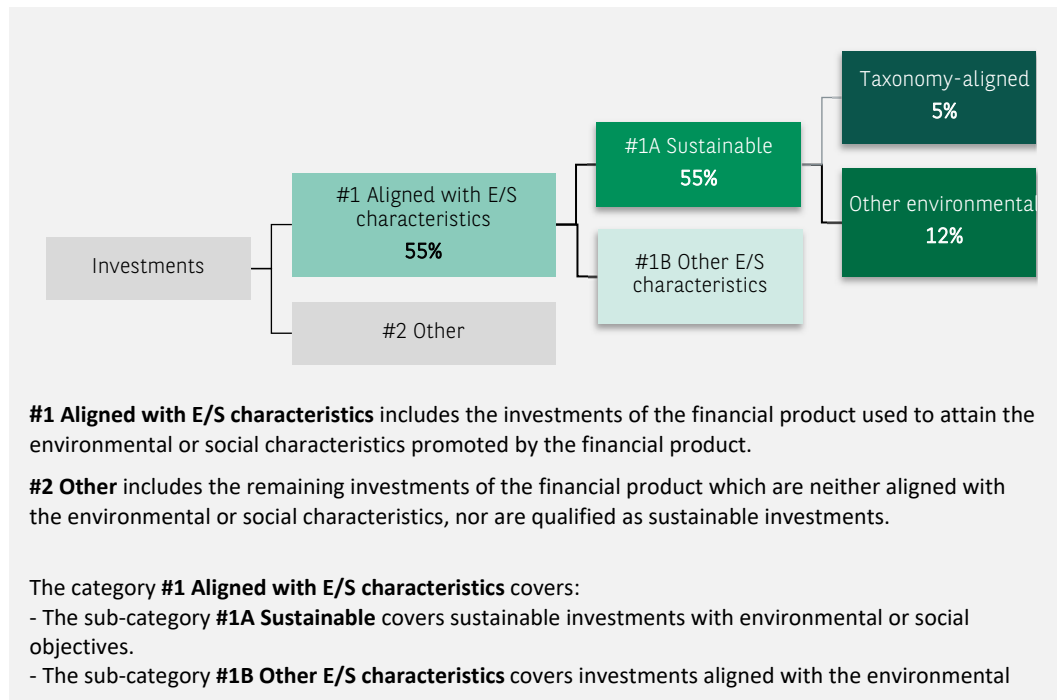
At least 55% of the investments of the financial product will be used to meet the environmental or social characteristics promoted, in accordance with the binding elements of the investment strategy of the financial product.

For the avoidance of doubt, such a proportion is solely a minimum commitment and the real percentage of the investments of the financial product that attained the promoted environmental or social characteristics will be available in the annual report



Asset allocation describes the share of investments in specific assets.

The minimum proportion of sustainable investments of the financial product is 55%.



The remaining proportion of the investments is mainly used as described under the question: "What investments are included under "#2 Other", what is their purpose and are there any minimum environmental or social safeguards?"

● *How does the use of derivatives attain the environmental or social characteristics promoted by the financial product?*

Financial derivative instruments may be used for efficient portfolio management, hedging and/or investment purposes, if applicable. These instruments are not used to attain the environmental or social characteristics promoted by the product.



To what minimum extent are sustainable investments with an environmental objective aligned with the EU Taxonomy?

The extent to which sustainable investments with an environmental objective are aligned with the EU Taxonomy and that contribute to the environmental objectives climate change mitigation, climate change adaptation, the sustainable use and protection of water and marine resources, the transition to a circular economy, pollution prevention and control and/or the protection and restoration of biodiversity and ecosystems are disclosed in the two graphs below.

The Management Company is improving its Taxonomy-alignment data collection to ensure the accuracy and suitability of its Taxonomy sustainability-related disclosures. Further subsequent prospectus and Taxonomy-alignment commitments updates will be made accordingly.

Economic activities that are not recognised by the Taxonomy Regulation are not necessarily environmentally harmful or unsustainable. In addition, all activities that can make a substantial contribution to environmental as well as social objectives are not yet part of the Taxonomy Regulation.

Taxonomy-aligned activities are expressed as a share of:

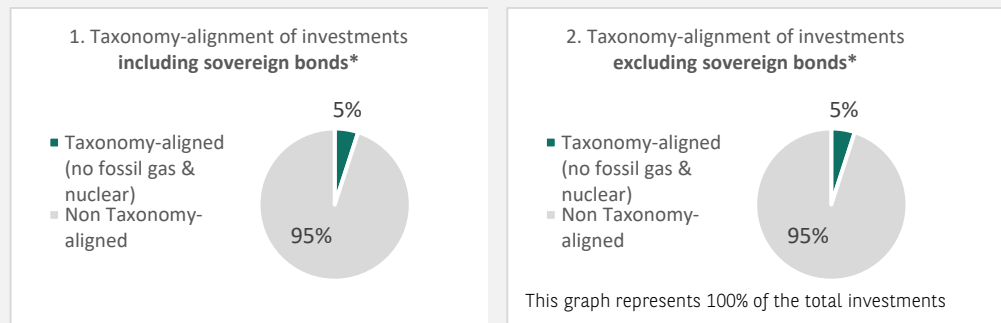
- **turnover** reflecting the share of revenue from green activities of investee companies
- **capital expenditure** (CapEx) showing the green investments made by investee companies, e.g. for a transition to a green economy.
- **operational expenditure** (OpEx) reflecting green operational activities of investee companies.

To comply with the EU Taxonomy, the criteria for **fossil gas** include limitations on emissions and switching to renewable power or low-carbon fuels by the end of 2035. For **nuclear energy**, the criteria include comprehensive safety and waste management rules.

● **Does the financial product invest in fossil gas and/or nuclear energy related activities that comply with the EU Taxonomy¹?**

- Yes:
 - In fossil gas
 - In nuclear energy
- No

The two graphs below show in green the minimum percentage of investments that are aligned with the EU Taxonomy. As there is no appropriate methodology to determine the Taxonomy-alignment of sovereign bonds, the first graph shows the Taxonomy alignment in relation to all the investments of the financial product including sovereign bonds, while the second graph shows the Taxonomy alignment only in relation to the investments of the financial product other than sovereign bonds.*



* For the purpose of these graphs, 'sovereign bonds' consist of all sovereign exposures

Enabling activities directly enable other activities to make a substantial contribution to an environmental objective.

Transitional activities are activities for which low-carbon alternatives are not yet available and among others have greenhouse gas emission levels corresponding to the best performance.

● **What is the minimum share of investments in transitional and enabling activities?**

Not applicable.

¹ Fossil gas and/or nuclear related activities will only comply with the EU Taxonomy where they contribute to limiting climate change ("climate change mitigation") and do not significantly harm an EU Taxonomy objective –see explanatory note in the left hand margin. The full criteria for fossil gas and nuclear energy economic activities that comply with the EU Taxonomy are laid down in Commission Delegated Regulation (EU) 2022/1214.

 are sustainable investments with an environmental objective that **do not take into account the criteria** for environmentally sustainable economic activities under the EU Taxonomy.



What is the minimum share of sustainable investments with an environmental objective that are not aligned with the EU Taxonomy?

The minimum share of sustainable investments with an environmental objective that are not aligned with the EU Taxonomy is 12%.

The minimum share is intentionally low as the objective of the investment manager is not to prevent the product from investing in taxonomy-aligned activities within the framework of the investment strategy of the product.

The Management Company is improving its Taxonomy-alignment data collection to ensure the accuracy and suitability of its Taxonomy sustainability-related disclosures. In the meantime, the financial product will invest in sustainable investments with an environmental objective that are not aligned with the EU Taxonomy.



What is the minimum share of socially sustainable investments?

Not applicable.



What investments are included under “#2 Other”, what is their purpose and are there any minimum environmental or social safeguards?

The remaining proportion of the investments may include :

- the proportion of assets that are not used to meet environmental or social characteristics promoted by the financial product. These assets are used for investment purposes, or
- instruments which are mainly used for liquidity, efficient portfolio management, and/or hedging purposes, notably cash, deposits and derivatives.

In any case, the investment manager will ensure that those investments are made while maintaining the improvement of the ESG profile of the financial product. In addition, those investments are made in compliance with our internal processes, including the following minimum environmental or social safeguards:

- the risk management policy. The risk management policy comprises procedures as are necessary to enable the management company to assess for each financial product it manages the exposure of that product to market, liquidity, sustainability and counterparty risks. And
- the RBC policy, where applicable, through the exclusion of companies involved in controversies due to poor practices related to human and labour rights, environment, and corruption, as well as companies operating in sensitive sectors (tobacco, coal, controversial weapons, asbestos,...), as these companies are deemed to be in violation of international norms, or to cause unacceptable harm to society and/or the environment..



Is a specific index designated as a reference benchmark to determine whether this financial product is aligned with the environmental and/or social characteristics that it promotes?

Reference benchmarks are indexes to measure whether the financial product attains the environmental or social characteristics that they promote.

No reference benchmark has been designated for the purpose of attaining the environmental or social characteristics promoted by the financial product.

- *How is the reference benchmark continuously aligned with each of the environmental or social characteristics promoted by the financial product?*

Not applicable

- *How is the alignment of the investment strategy with the methodology of the index ensured on a continuous basis?*

Not applicable

- *How does the designated index differ from a relevant broad market index?*

Not applicable

- *Where can the methodology used for the calculation of the designated index be found?*

Not applicable



Where can I find more product specific information online?

More product-specific information can be found on the website: www.bnpparibas-am.com after choosing the relevant country and directly in the section "Sustainability-related disclosures" dedicated to the product.

Template pre-contractual disclosure for the financial products referred to in Article 8, paragraphs 1, 2 and 2a, of Regulation (EU) 2019/2088 and Article 6, first paragraph, of Regulation (EU) 2020/852

Sustainable investment means an investment in an economic activity that contributes to an environmental or social objective, provided that the investment does not significantly harm any environmental or social objective and that the investee companies follow good governance practices.

The **EU Taxonomy** is a classification system laid down in Regulation (EU) 2020/852, establishing a list of **environmentally sustainable economic activities**. That Regulation does not lay down a list of socially sustainable economic activities. Sustainable investments with an environmental objective might be aligned with the Taxonomy or not.

Product name : **BNP PARIBAS FUNDS EURO BOND**

Legal Entity Identifier : 213800UQZNMXFCXR5185

Environmental and/or social characteristics

Does this financial product have a sustainable investment objective?	
<input checked="" type="radio"/> <input type="radio"/> Yes	<input checked="" type="radio"/> <input type="radio"/> No
<input type="checkbox"/> It will make a minimum of sustainable investments with an environmental objective: ____%	<input checked="" type="checkbox"/> It promotes Environmental/Social (E/S) characteristics and while it does not have as its objective a sustainable investment, it will have a minimum proportion of 20% of sustainable investments
<input type="checkbox"/> in economic activities that qualify as environmentally sustainable under the EU Taxonomy	<input type="checkbox"/> with an environmental objective in economic activities that qualify as environmentally sustainable under the EU Taxonomy
<input type="checkbox"/> in economic activities that do not qualify as environmentally sustainable under the EU Taxonomy	<input checked="" type="checkbox"/> with an environmental objective in economic activities that do not qualify as environmentally sustainable under the EU Taxonomy
<input type="checkbox"/> It will make a minimum of sustainable investments with a social objective: ____%	<input checked="" type="checkbox"/> with a social objective
	<input type="checkbox"/> It promotes E/S characteristics, but will not make any sustainable investments



What environmental and/or social characteristics are promoted by this financial product?

The financial product promotes environmental and social characteristics by assessing underlying investments against Environmental, Social, and Governance (ESG) criteria using an ESG internal proprietary methodology, and by investing in issuers that demonstrate good environmental, social and governance practices.

Corporate issuers

The investment strategy selects:

Corporate issuers with good or improving ESG practices within their sector of activity. The ESG performance of an issuer is evaluated against a combination of environmental, social and governance factors which include but are

not limited to:

- Environmental: energy efficiency, reduction of emissions of greenhouse gases (GHG), treatment of waste
- Social: respect of human rights and workers' rights, human resources management (workers' health and safety, diversity)
- Governance: Board of Directors independence, managers' remuneration, respect of minority shareholders rights

The exclusion criteria are applied with regard to issuers that are in violation of international norms and convention, or operate in sensitive sectors as defined by the Responsible Business Conduct Policy (RBC Policy).

Sovereign issuers

The investment strategy selects sovereign issuers based on their performance across the environmental, social and governance pillars. The ESG performance of each country is assessed using an internal Sovereign ESG methodology that focuses on measuring governments' efforts to produce and preserve assets, goods, and services with high ESG values, according to their level of economic development. This involves evaluation of a country against a combination of environmental, social and governance factors, which include but not limited to:

- Environmental: climate mitigation, biodiversity, energy efficiency, land resources, pollution
- Social: life conditions, economic inequality, education, employment, health infrastructure, human capital
- Governance: business rights, corruption, democratic life, political stability, security

BNP Paribas Asset Management's Global Sustainability Strategy places a strong emphasis on combatting climate change. Therefore, given the importance of sovereigns in addressing climate change, the internal Sovereign ESG methodology includes an additional scoring component that captures the country's contribution to progress towards the net-zero goals set out in the Paris Agreement. This additional scoring component reflects countries' commitment to future targets balanced by their current policies and their forward-looking physical climate risk exposure. It combines temperature alignment methodology for determining national contributions to climate change with an assessment of the laws and policies countries have in place for addressing climate change.

The investment manager also applies the BNP Paribas Group's sensitive countries framework, which includes restrictive measures on certain countries and/or activities that are considered as being particularly exposed to money laundering and terrorism financing related risks.

Furthermore, the investment manager promotes better environmental and social outcomes through engagement with issuers and the exercise of voting rights according to the Stewardship policy, where applicable.

No reference benchmark has been designated for the purpose of attaining the environmental or social characteristics promoted by the financial product.

Sustainability indicators measure how the environmental or social characteristics promoted by the financial product are attained.

● **What sustainability indicators are used to measure the attainment of each of the environmental or social characteristics promoted by this financial product?**

The following sustainability indicators are used to measure the attainment of the environmental and social characteristics promoted by the financial product:

- The percentage of the portfolio compliant with the RBC Policy
- The percentage of the portfolio covered by ESG analysis based on the ESG internal proprietary methodology
- The weighted average ESG score of the portfolio compared to the weighted average ESG score of its investment universe, as defined in the Prospectus
- The percentage of the financial product's portfolio invested in 'sustainable investments' as defined in Article 2 (17) of the SFDR regulation

● **What are the objectives of the sustainable investments that the financial product partially intends to make and how does the sustainable investment contribute to**



The objectives of the sustainable investments made by the financial product are to finance companies that contribute to environmental and/or social objectives through their products and services, as well as their sustainable practices.

The internal methodology, as defined in the main part of the Prospectus, integrates several criteria into its definition of sustainable investments that are considered to be core components to qualify a company as sustainable. These criteria are complementary to each other. In practice, a company must meet at least one of the criteria described below in order to be considered as contributing to an environmental or social objective:

1. A company with an economic activity aligned with the EU Taxonomy objectives. A company can be qualified as sustainable investment in case it has more than 20% of its revenues aligned with the EU Taxonomy. A company qualifying as sustainable investment through this criteria can for example contribute to the following environmental objectives: sustainable forestry, environmental restoration, sustainable manufacturing, renewable energy, water supply, sewerage, waste management and remediation, sustainable transportation, sustainable buildings, sustainable information and technology, scientific research for sustainable development;

2. A company with an economic activity contributing to one or more United Nations Sustainable Development goals (UN SDG) targets. A company can be qualified as sustainable investment in case it has more than 20% of its revenues aligned with the SDGs and less than 20% of its revenues misaligned with the UN SDGs. A company qualifying as sustainable investment through this criteria can for example contribute to the following objectives:

a. Environmental: sustainable agriculture, sustainable management of water and sanitation, sustainable and modern energy, sustainable economic growth, sustainable infrastructure, sustainable cities, sustainable consumption and production patterns, fight against climate change, conservation and sustainable use of oceans, seas and marine resources, protection, restoration and sustainable use of terrestrial ecosystems, sustainable management of forests, fight against desertification, land degradation and biodiversity loss;

b. Social: no poverty, zero hunger, food security, healthy lives and well-being at all ages, inclusive and equitable quality education and lifelong learning opportunities, gender equality, women and girls empowerment, availability of water and sanitation, access to affordable, reliable and modern energy, inclusive and sustainable economic growth, full and productive employment and decent work, resilient infrastructure, inclusive and sustainable industrialization, reduced inequality, inclusive, safe and resilient cities and human settlements, peaceful and inclusive societies, access to justice and effective, accountable and inclusive institutions, global partnership for sustainable development.

3. A company operating in a high GHG emission sector that is transitioning its business model to align with the objective of maintaining the global temperature rise below 1.5°C. A company qualifying as sustainable investment through this criteria can for example contribute to the following environmental objectives: GHG emissions reduction, fight against climate change;

4. A company with best-in-class environmental or social practices compared to its peers within the relevant sector and geographical region. The E or S best performer assessment is based on the BNPP AM ESG scoring methodology. The methodology scores companies and assesses them against a peer group comprising companies in comparable sectors and geographical regions. A company with a contribution score above 10 on the Environmental or Social pillar qualifies as best performer. A company qualifying as sustainable investment through this criteria can for example contribute to the following objectives:

a. Environmental: fight against climate change, environmental risk management, sustainable management of natural resources, waste management, water management, GHG emissions reduction, renewable energy, sustainable agriculture, green infrastructure;

b. Social: health and safety, human capital management, good external stakeholder management (supply chain, contractors, data), business ethics preparedness, good corporate governance.

Green bonds, social bonds and sustainability bonds issued to support specific environmental and/or social projects are also qualified as sustainable investments provided that these debt securities receive an investment recommendation 'POSITIVE' or 'NEUTRAL' from the Sustainability Center following the issuer and underlying project assessment based on a proprietary Green/Social/Sustainability Bond Assessment methodology.

Companies identified as a sustainable investment should not significantly harm any other environmental or social objectives (the Do No Significant Harm 'DNSH' principle) and should follow good governance practices. BNP Paribas Asset Management (BNPP AM) uses its proprietary methodology to assess all companies against these requirements.

More information on the internal methodology can be found on the website of the investment manager: <https://docfinder.bnpparibas-am.com/api/files/14787511-CB33-49FC-B9B5-7E934948BE63>

Principal adverse impacts are the most significant negative impacts of investment decisions on sustainability factors relating to environmental, social and employee matters, respect for human rights, anti-corruption and anti-bribery matters.

● **How do the sustainable investments that the financial product partially intends to make, not cause significant harm to any environmental or social sustainable investment objective?**

Sustainable investments that the product partially intends to make should not significantly harm any environmental or social objective (DNSH Principle). In this respect, the investment manager commits to consider principal adverse impacts on sustainability factors by taking into account indicators for adverse impacts as defined in SFDR, and to not invest in companies that do not meet their fundamental obligations in line with the OECD Guidelines and the UN Guiding Principles on Business and Human Rights.

How have the indicators for adverse impacts on sustainability factors been taken into account?

The investment manager ensures that throughout its investment process, the financial product takes into all the account principal all the adverse impact indicators that are relevant to its investment strategy to select the sustainable investments that the financial product partially intends to make by systematically implementing the sustainable investment pillars defined in the BNP Paribas Asset Management Global Sustainability Strategy (GSS) into its investment process : RBC policy, ESG integration guidelines, Stewardship, the forward-looking vision the '3Es' (Energy transition, Environmental sustainability, Equality & Inclusive Growth).

The RBC policy establishes a common framework across investments and economic activities that help identify industries and behaviours presenting a high risk of adverse impacts in violation of international norms. As part of the RBC Policy, sector policies provide a tailored approach to identify and prioritize principal adverse impacts based on the nature of the economic activity, and in many cases, the geography in which these economic activities take place.

The ESG Integration Guidelines includes a series of commitments, which are material to consideration of principal adverse sustainability impacts, and guides the internal ESG integration process. The proprietary ESG scoring framework includes an assessment of a number of adverse sustainability impacts caused by companies in which we invest. Outcome of this assessment may impact the valuation models as well as the portfolio construction depending on the severity and materiality of adverse impacts identified.

Thus, the Investment Manager considers principal adverse sustainability impacts throughout the investment process through the use of the internal ESG scores and construction of the portfolio with an improved ESG profile compared to its investment universe.

The Forward-looking perspective defines a set of objectives and developed performance indicators to measure how the researches, portfolios and commitments are aligned on three issues, the '3Es' (Energy transition, Environmental sustainability, Equality & inclusive growth) and thus support investment processes.

Furthermore, the Stewardship team regularly identifies adverse impacts through ongoing research, collaboration with other long-term investors, and dialogue with NGOs and other experts.

As regards the sustainable investments that the financial product intends to make, the following principal adverse sustainability impacts are taken into account:

Corporate mandatory indicators:

1. GreenHouse Gas (GHG) Emissions

2. Carbon footprint
3. GHG intensity of investee companies
4. Exposure to companies active in the fossil fuel sector
5. Share of non-renewable energy consumption and production
6. Energy consumption intensity per high impact climate sector
7. Activities negatively affecting biodiversity sensitive areas
8. Emissions to water
9. Hazardous waste ratio
10. Violations of UN Global Compact principles and Organisation for Economic Cooperation and Development (OECD) Guidelines for Multinational Enterprises
11. Lack of processes and compliance mechanisms to monitor compliance with UN Global Compact principles and OECD Guidelines for Multinational Enterprises
12. Unadjusted gender pay gap
13. Board gender diversity
14. Exposure to controversial weapons (anti-personnel mines, cluster munitions, chemical weapons and biological weapons)

Corporate voluntary indicators:

Environment

4. Investments in companies without carbon emission reduction initiatives

Social

4. Lack of a supplier code of conduct
9. Lack of a human rights policy

Sovereign mandatory indicator:

15. GHG intensity
16. Investee countries subject to social violations

More detailed information on the manner in which principal adverse impacts on sustainability factors are considered can be found in the BNP PARIBAS ASSET MANAGEMENT SFDR disclosure statement:

<https://docfinder.bnpparibas-am.com/api/files/874ADAE2-3EE7-4AD4-B0ED-84FC06E090BF>

In addition, information on how the principal adverse impacts on sustainability factors have been considered over the year will be available in the annual report of the financial product.

How are the sustainable investments aligned with the OECD Guidelines for Multinational Enterprises and the UN Guiding Principles on Business and Human Rights?

The investment universe of the financial product is periodically screened with a view to identify issuers that are potentially in violation or at risk of violation of the UN Global Compact Principles, OECD Guidelines for Multinational Enterprises and UN Guiding Principles on Business & Human Rights, including the principles and rights set out in the eight fundamental conventions identified in the Declaration of the International Labour Organisation on Fundamental Principles and Rights at Work and the International Bill of Human Rights. This assessment is conducted within the BNPP AM Sustainability Centre on the basis of internal analysis and information provided by external experts, and in consultation with BNP Paribas Group CSR Team. If an issuer is found to be in serious and repeated violations of any of the principles, it will be placed on an 'exclusion list' and will not be available for investment. Existing investments should be divested from the portfolio according to an internal procedure. If an issuer is at risk of violating any of the principles, it is placed on a 'watch list' monitored, as appropriate.

The EU Taxonomy sets out a 'do not significant harm' principle by which Taxonomy-aligned investments should not significantly harm EU Taxonomy objectives and is accompanied by specific EU criteria.

The 'do no significant harm' principle applies only to those investments underlying the financial product that take into account the EU criteria for environmentally sustainable economic activities. The investments underlying the remaining portion of this financial product do not take into account the EU criteria for environmentally sustainable economic activities.

Any other sustainable investments must also not significantly harm any environmental or social objectives.





Does this financial product consider principal adverse impacts on sustainability factors?

Yes

The product considers principal adverse impacts on sustainability factors by systematically implementing the sustainable investment pillars defined in the GSS into its investment process. These pillars are covered by firm-wide policies that set criteria to identify, consider and prioritise as well as address or mitigate adverse sustainability impacts caused by issuers.

The RBC policy establishes a common framework across investments and economic activities that help identify industries and behaviours presenting a high risk of adverse impacts in violation of international norms. As part of the RBC Policy, sector policies provide a tailored approach to identify and prioritize principal adverse impacts based on the nature of the economic activity, and in many cases, the geography in which these economic activities take place.

The ESG Integration Guidelines includes a series of commitments, which are material to consideration of principal adverse sustainability impacts, and guides the internal ESG integration process. The proprietary ESG scoring framework includes an assessment of a number of adverse sustainability impacts caused by companies in which we invest. Outcome of this assessment may impact the valuation models as well as the portfolio construction depending on the severity and materiality of adverse impacts identified.

Thus, the Investment Manager considers principal adverse sustainability impacts throughout the investment process through the use of the internal ESG scores and construction of the portfolio with an improved ESG profile compared to its investment universe.

The Forward-looking perspective defines a set of objectives and developed performance indicators to measure how the researches, portfolios and commitments are aligned on three issues, the '3Es' (Energy transition, Environmental sustainability, Equality & inclusive growth) and thus support investment processes.

Furthermore, the Stewardship team regularly identifies adverse impacts through ongoing research, collaboration with other long-term investors, and dialogue with NGOs and other experts.

Actions to address or mitigate principal adverse sustainability impacts depend on the severity and materiality of these impacts. These actions are guided by the RBC Policy, ESG Integration Guidelines, and Engagement and Voting Policy which include the following provisions :

- Exclusion of issuers that are in violation of international norms and conventions and issuers that are involved in activities presenting an unacceptable risk to society and/or the environment
- Engagement with issuers with the aim of encouraging them to improve their environmental, social and governance practices and, thus, mitigate potential adverse impacts
- In case of equity holdings, voting at Annual General Meetings of companies the portfolio is invested in to promote good governance and advance environmental and social issues
- Ensuring all securities included in the portfolio have supportive ESG research
- Managing portfolios so that their aggregate ESG score is better than the relevant benchmark or universe

Based on the above approach, and depending on the composition of the financial product's portfolio (i.e. the type of issuer), the financial product considers and addresses or mitigates the following principal adverse sustainability impacts:

Corporate mandatory indicators:

1. GreenHouse Gas (GHG) Emissions
2. Carbon footprint
3. GHG intensity of investee companies
4. Exposure to companies active in the fossil fuel sector
5. Share of non-renewable energy consumption and production
6. Energy consumption intensity per high impact climate sector



7. Activities negatively affecting biodiversity sensitive areas
8. Emissions to water
9. Hazardous waste ratio
10. Violations of UN Global Compact principles and Organisation for Economic Cooperation and Development (OECD) Guidelines for Multinational Enterprises
11. Lack of processes and compliance mechanisms to monitor compliance with UN Global Compact principles and OECD Guidelines for Multinational Enterprises
12. Unadjusted gender pay gap
13. Board gender diversity
14. Exposure to controversial weapons (anti-personnel mines, cluster munitions, chemical weapons and biological weapons)

Corporate voluntary indicators:

Environment

4. Investments in companies without carbon emission reduction initiatives

Social

4. Lack of a supplier code of conduct
9. Lack of a human rights policy

Sovereign mandatory indicator:

15. GHG intensity
16. Investee countries subject to social violations

More detailed information on the manner in which principal adverse impacts on sustainability factors are considered can be found in the BNP PARIBAS ASSET MANAGEMENT SFDR disclosure statement: <https://docfinder.bnpparibas-am.com/api/files/874ADAE2-3EE7-4AD4-BOED-84FC06E090BF>
In addition, information on how the principal adverse impacts on sustainability factors have been considered over the year will be available in the annual report of the financial product.

No



What investment strategy does this financial product follow?

The investment strategy guides investment decisions based on factors such as investment objectives and risk tolerance.

To achieve the investment objective of the financial product, the investment manager takes into account at each step of its investment process the Environmental, Social and Governance (ESG) criteria that the financial product promotes.

The investment universe of the financial product is thoroughly screened with a view to identify issuers that are in violation of the UN Global Compact Principles, OECD Guidelines for Multinational Enterprises and UN Guiding Principles on Business & Human Rights.

Then the Investment Manager integrates ESG ratings and criteria into the assessment of issuers. ESG ratings are built by BNP Paribas Asset Management's Sustainability Centre using a proprietary ESG methodology.

The investment manager constantly integrates the binding elements of the investment strategy described in the question below to construct an investment portfolio with an improved ESG profile compared to its investment universe.

Environmental, social and governance (ESG) criteria contribute to, but are not a determining factor in, the manager's decision-making.

The elements of the investment strategy to attain the environmental or social characteristics promoted by this financial product as described below are systematically integrated throughout the investment process.

- **What are the binding elements of the investment strategy used to select the investments to attain each of the environmental or social characteristics promoted by this financial product?**

- The financial product shall comply with the RBC Policy by excluding companies involved in controversies due to poor practices related to human and labor rights, environment, and corruption, as well as



companies operating in sensitive sectors (tobacco, coal, controversial weapons, asbestos,...), as these companies are deemed to be in violation of international norms, or to cause unacceptable harm to society and/or the environment.

More information on the RBC Policy, and in particular criteria relating to sectoral exclusions, can be found on the website of the investment manager: Sustainability documents - BNPP AM Corporate English (<https://www.bnpparibas-am.com/sustainability-documents/>)

- The financial product shall have the weighted average ESG score of its portfolio higher than the weighted average ESG score of its investment universe, as defined in the Prospectus

- The financial product shall have at least 90% of its assets (excluding ancillary liquid assets) covered by the ESG analysis based on the ESG internal proprietary methodology

- The financial product shall invest at least 20% of its assets in 'sustainable investments' as defined in Article 2 (17) of the SFDR regulation. Criteria to qualify an investment as 'sustainable investment' are indicated in the above question 'What are the objectives of the sustainable investments that the financial product partially intends to make and does the sustainable investments contribute to such objectives' and the quantitative and qualitative thresholds are mentioned in the main part of the Prospectus

● What is the committed minimum rate to reduce the scope of the investments considered prior to the application of that investment strategy?

The financial product does not commit to a reduction of the scope of investments prior to the application of its investment strategy.

● What is the policy to assess good governance practices of the investee companies?

The ESG scoring framework assesses corporate governance through a core set of standard key performance indicators for all sectors supplemented by sector specific metrics. The governance metrics and indicators to assess good governance practices such as sound management structures, employee relations, remuneration of staff and tax compliance include but are not limited to:

- Separation of power (e.g. Split CEO/Chair)
- Board diversity
- Executive pay (remuneration policy)
- Board Independence, and key committees independence
- Accountability of directors
- Financial expertise of the Audit Committee
- Respect of shareholders rights and absence of antitakeover devices
- The presence of appropriate policies (i.e. Bribery and corruption, whistleblower)
- Tax disclosure
- An assessment of prior negative incidents relating to governance

The ESG analysis goes beyond the framework to look at a more qualitative assessment of how the insights from our ESG model are reflected in the culture and operations of investee companies. In some cases, the ESG analysts will conduct due diligence meetings to better understand the company's approach to corporate governance.

Good governance practices include sound management structures, employee relations, remuneration of staff and tax compliance.



What is the asset allocation planned for this financial product?

Asset allocation describes the share of investments in specific assets.

At least 80% of the investments of the financial product will be used to meet the environmental or social characteristics promoted, in accordance with the binding elements of the investment strategy of the financial product.

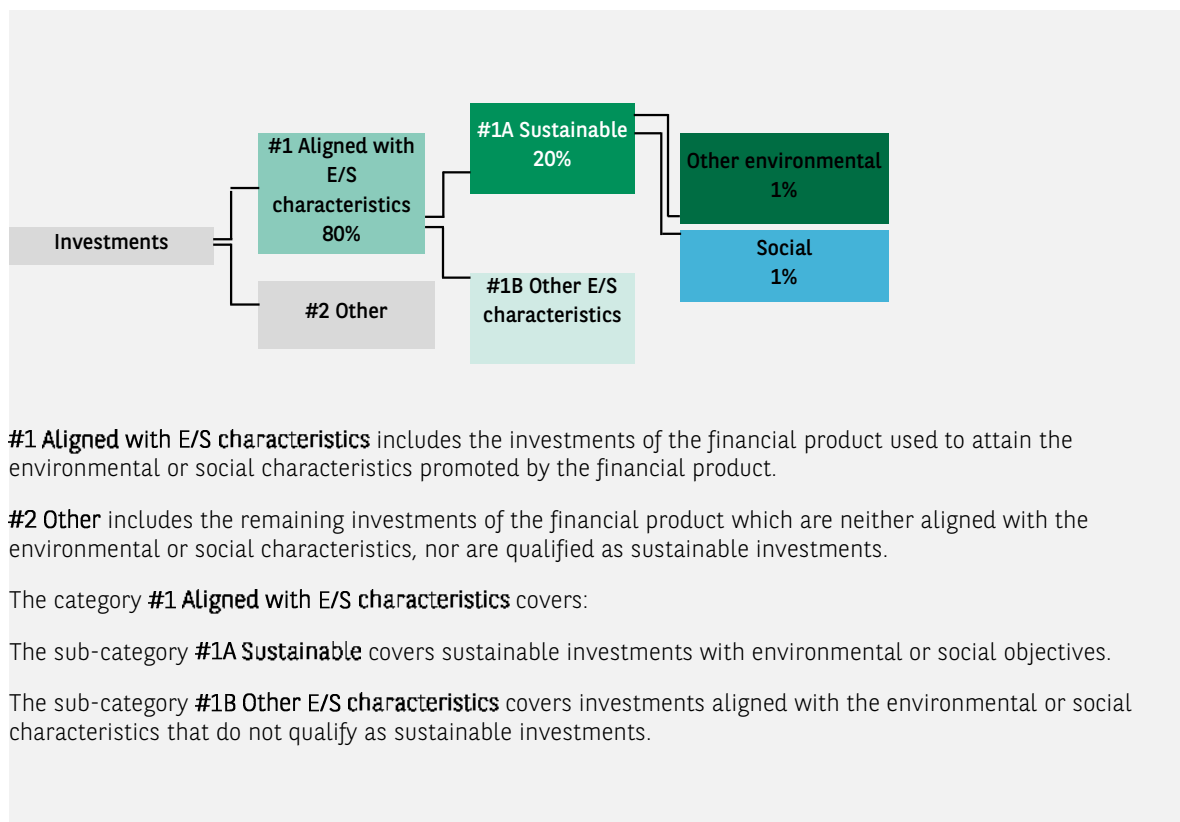
For the avoidance of doubt, such a proportion is solely a minimum and the exact percentage of the investments of the financial product that attained the promoted environmental or social characteristics will be available in the annual report.

The minimum proportion of sustainable investments of the financial product is 20%.

The remaining proportion of the investments is mainly used as described under the question: "What investments are included under "#2 Other", what is their purpose and are there any minimum environmental or social safeguards?"


Taxonomy-aligned activities are expressed as a share of:

- **turnover** reflecting the share of revenue from green activities of investee companies.
 - **capital expenditure** (CapEx) showing the green investments made by investee companies, e.g. for a transition to a green economy.
 - **operational expenditure** (OpEx) reflecting green operational activities of investee companies.



● **How does the use of derivatives attain the environmental or social characteristics promoted by the financial product?**

Financial derivative instruments may be used for efficient portfolio management, hedging and/or investment purposes, if applicable. These instruments are not used to attain the environmental or social characteristics promoted by the product.

 **To what minimum extent are sustainable investments with an environmental objective aligned with the EU Taxonomy?**

Not applicable

● **Does the financial product invest in fossil gas and/or nuclear energy related activities that comply with the EU Taxonomy¹?**

Yes

In fossil gas In Nuclear Energy

No

¹ - Fossil gas and/or nuclear related activities will only comply with the EU Taxonomy where they contribute to limiting climate change ("climate change mitigation") and do not significantly harm any EU Taxonomy objective - see explanatory note in the left hand margin. The full criteria for fossil gas and nuclear energy economic activities that comply with the EU Taxonomy are laid down in Commission Delegated Regulation (EU) 2022/1214.

To comply with the EU Taxonomy, the criteria for **fossil gas** include limitations on emissions and switching to renewable power or low-carbon fuels by the end of 2035. For **nuclear energy**, the criteria include comprehensive safety and waste management rules

Enabling activities directly enable other activities to make a substantial contribution to an environmental objective. **Transitional activities** are activities for which low-carbon alternatives are not yet available and among others have greenhouse gas emission levels corresponding to the best performance.

The two graphs below show in green the minimum percentage of investments that are aligned with the EU Taxonomy. As there is no appropriate methodology to determine the Taxonomy-alignment of sovereign bonds*, the first graph shows the Taxonomy-alignment in relation to all the investments of the financial product including sovereign bonds, while the second graph shows the Taxonomy-alignment only in relation to the investments of the financial product other than sovereign bonds.



* For the purpose of these graphs, 'sovereign bonds' consist of all sovereign exposures

● **What is the minimum share of investments in transitional and enabling activities?**

Not applicable

are sustainable investments with an environmental objective that **do not take into account the criteria** for environmentally sustainable economic activities under the EU Taxonomy.

● **What is the minimum share of sustainable investments with an environmental objective that are not aligned with the EU Taxonomy?**

The minimum share of sustainable investments with an environmental objective that are not aligned with the EU Taxonomy is 1%.

The minimum share is intentionally low as the objective of the investment manager is not to prevent the product from investing in taxonomy-aligned activities within the framework of the investment strategy of the product.

The Management Company is improving its Taxonomy-alignment data collection to ensure the accuracy and suitability of its Taxonomy sustainability-related disclosures. In the meantime, the financial product will invest in sustainable investments with an environmental objective that are not aligned with the EU Taxonomy.

● **What is the minimum share of socially sustainable investments?**

The minimum share of socially sustainable investments within the financial product is 1%.

● **What investments are included under '#2 Other', what is their purpose and are there any minimum environmental or social safeguards?**

The remaining proportion of the investments may include :

- The proportion of assets that are not used to meet the environmental or social characteristics promoted by the financial product. These assets are used for investment purposes, or
- Instruments which are mainly used for liquidity, efficient portfolio management, and/or hedging purposes, notably cash, deposits and derivatives

In any case, the investment manager will ensure that those investments are made while maintaining the

improvement of the ESG profile of the financial product. In addition, those investments are made in compliance with our internal processes, including the following minimum environmental or social safeguards:

- The risk management policy. The risk management policy comprises procedures as are necessary to enable the management company to assess for each financial product it manages the exposure of that product to market, liquidity, sustainability and counterparty risks. And

- The RBC policy, where applicable, through the exclusion of companies involved in controversies due to poor practices related to human and labour rights, environment, and corruption, as well as companies operating in sensitive sectors (tobacco, coal, controversial weapons, asbestos,...), as these companies are deemed to be in violation of international norms, or to cause unacceptable harm to society and/or the environment



Is a specific index designated as a reference benchmark to determine whether this financial product is aligned with the environmental and/or social characteristics that it promotes?

Reference benchmarks are indexes to measure whether the financial product attains the environmental or social characteristics that they promote.

No reference benchmark has been designated for the purpose of attaining the environmental or social characteristics promoted by the financial product.

- **How is the reference benchmark continuously aligned with each of the environmental or social characteristics promoted by the financial product?**

Not applicable

- **How is the alignment of the investment strategy with the methodology of the index ensured on a continuous basis?**

Not applicable

- **How does the designated index differ from a relevant broad market index?**

Not applicable

- **Where can the methodology used for the calculation of the designated index be found?**

Not applicable



Where can I find more product specific information online?

More product-specific information can be found on the website: <https://www.bnpparibas-am.com/> after choosing the relevant country and directly in the section 'Sustainability-related disclosures' dedicated to the product.

Template pre-contractual disclosure for the financial products referred to in Article 8, paragraphs 1, 2 and 2a, of Regulation (EU) 2019/2088 and Article 6, first paragraph, of Regulation (EU) 2020/852

Sustainable investment means an investment in an economic activity that contributes to an environmental or social objective, provided that the investment does not significantly harm any environmental or social objective and that the investee companies follow good governance practices.

The **EU Taxonomy** is a classification system laid down in Regulation (EU) 2020/852, establishing a list of **environmentally sustainable economic activities**. That Regulation does not lay down a list of socially sustainable economic activities. Sustainable investments with an environmental objective might be aligned with the Taxonomy or not.

Product name : **BNP PARIBAS FUNDS EURO BOND OPPORTUNITIES**

Legal Entity Identifier : 21380013L4Z7PDMBUB22

Environmental and/or social characteristics

Does this financial product have a sustainable investment objective?	
<input checked="" type="radio"/> <input type="radio"/> Yes	<input checked="" type="radio"/> <input type="radio"/> No
<input type="checkbox"/> It will make a minimum of sustainable investments with an environmental objective: ____%	<input checked="" type="checkbox"/> It promotes Environmental/Social (E/S) characteristics and while it does not have as its objective a sustainable investment, it will have a minimum proportion of 20% of sustainable investments
<input type="checkbox"/> in economic activities that qualify as environmentally sustainable under the EU Taxonomy	<input type="checkbox"/> with an environmental objective in economic activities that qualify as environmentally sustainable under the EU Taxonomy
<input type="checkbox"/> in economic activities that do not qualify as environmentally sustainable under the EU Taxonomy	<input checked="" type="checkbox"/> with an environmental objective in economic activities that do not qualify as environmentally sustainable under the EU Taxonomy
<input type="checkbox"/> It will make a minimum of sustainable investments with a social objective: ____%	<input checked="" type="checkbox"/> with a social objective
<input type="checkbox"/> It promotes E/S characteristics, but will not make any sustainable investments	<input type="checkbox"/> It promotes E/S characteristics, but will not make any sustainable investments



What environmental and/or social characteristics are promoted by this financial product?

The financial product promotes environmental and social characteristics by assessing underlying investments against Environmental, Social, and Governance (ESG) criteria using an ESG internal proprietary methodology, and by investing in issuers that demonstrate good environmental, social and governance practices.

Corporate issuers

The investment strategy selects:

Corporate issuers with good or improving ESG practices within their sector of activity. The ESG performance of an issuer is evaluated against a combination of environmental, social and governance factors which include but are

not limited to:

- Environmental: energy efficiency, reduction of emissions of greenhouse gases (GHG), treatment of waste
- Social: respect of human rights and workers' rights, human resources management (workers' health and safety, diversity)
- Governance: Board of Directors independence, managers' remuneration, respect of minority shareholders rights

The exclusion criteria are applied with regard to issuers that are in violation of international norms and convention, or operate in sensitive sectors as defined by the Responsible Business Conduct Policy (RBC Policy).

Sovereign issuers

The investment strategy selects sovereign issuers based on their performance across the environmental, social and governance pillars. The ESG performance of each country is assessed using an internal Sovereign ESG methodology that focuses on measuring governments' efforts to produce and preserve assets, goods, and services with high ESG values, according to their level of economic development. This involves evaluation of a country against a combination of environmental, social and governance factors, which include but not limited to:

- Environmental: climate mitigation, biodiversity, energy efficiency, land resources, pollution
- Social: life conditions, economic inequality, education, employment, health infrastructure, human capital
- Governance: business rights, corruption, democratic life, political stability, security

BNP Paribas Asset Management's Global Sustainability Strategy places a strong emphasis on combatting climate change. Therefore, given the importance of sovereigns in addressing climate change, the internal Sovereign ESG methodology includes an additional scoring component that captures the country's contribution to progress towards the net-zero goals set out in the Paris Agreement. This additional scoring component reflects countries' commitment to future targets balanced by their current policies and their forward-looking physical climate risk exposure. It combines temperature alignment methodology for determining national contributions to climate change with an assessment of the laws and policies countries have in place for addressing climate change.

The investment manager also applies the BNP Paribas Group's sensitive countries framework, which includes restrictive measures on certain countries and/or activities that are considered as being particularly exposed to money laundering and terrorism financing related risks.

Furthermore, the investment manager promotes better environmental and social outcomes through engagement with issuers and the exercise of voting rights according to the Stewardship policy, where applicable.

No reference benchmark has been designated for the purpose of attaining the environmental or social characteristics promoted by the financial product.

● **What sustainability indicators are used to measure the attainment of each of the environmental or social characteristics promoted by this financial product?**

The following sustainability indicators are used to measure the attainment of the environmental and social characteristics promoted by the financial product:

- The percentage of the portfolio compliant with the RBC Policy
- The percentage of the portfolio covered by ESG analysis based on the ESG internal proprietary methodology
- The weighted average ESG score of the portfolio compared to the weighted average ESG score of its investment universe, as defined in the Prospectus
- The percentage of the financial product's portfolio invested in 'sustainable investments' as defined in Article 2 (17) of the SFDR regulation

Sustainability indicators measure how the environmental or social characteristics promoted by the financial product are attained.



● **What are the objectives of the sustainable investments that the financial product partially intends to make and how does the sustainable investment contribute to such objectives?**

The objectives of the sustainable investments made by the financial product are to finance companies that contribute to environmental and/or social objectives through their products and services, as well as their sustainable practices.

The internal methodology, as defined in the main part of the Prospectus, integrates several criteria into its definition of sustainable investments that are considered to be core components to qualify a company as sustainable. These criteria are complementary to each other. In practice, a company must meet at least one of the criteria described below in order to be considered as contributing to an environmental or social objective:

1. A company with an economic activity aligned with the EU Taxonomy objectives. A company can be qualified as sustainable investment in case it has more than 20% of its revenues aligned with the EU Taxonomy. A company qualifying as sustainable investment through this criteria can for example contribute to the following environmental objectives: sustainable forestry, environmental restoration, sustainable manufacturing, renewable energy, water supply, sewerage, waste management and remediation, sustainable transportation, sustainable buildings, sustainable information and technology, scientific research for sustainable development;

2. A company with an economic activity contributing to one or more United Nations Sustainable Development goals (UN SDG) targets. A company can be qualified as sustainable investment in case it has more than 20% of its revenues aligned with the SDGs and less than 20% of its revenues misaligned with the UN SDGs. A company qualifying as sustainable investment through this criteria can for example contribute to the following objectives:

a. Environmental: sustainable agriculture, sustainable management of water and sanitation, sustainable and modern energy, sustainable economic growth, sustainable infrastructure, sustainable cities, sustainable consumption and production patterns, fight against climate change, conservation and sustainable use of oceans, seas and marine resources, protection, restoration and sustainable use of terrestrial ecosystems, sustainable management of forests, fight against desertification, land degradation and biodiversity loss;

b. Social: no poverty, zero hunger, food security, healthy lives and well-being at all ages, inclusive and equitable quality education and lifelong learning opportunities, gender equality, women and girls empowerment, availability of water and sanitation, access to affordable, reliable and modern energy, inclusive and sustainable economic growth, full and productive employment and decent work, resilient infrastructure, inclusive and sustainable industrialization, reduced inequality, inclusive, safe and resilient cities and human settlements, peaceful and inclusive societies, access to justice and effective, accountable and inclusive institutions, global partnership for sustainable development.

3. A company operating in a high GHG emission sector that is transitioning its business model to align with the objective of maintaining the global temperature rise below 1.5°C. A company qualifying as sustainable investment through this criteria can for example contribute to the following environmental objectives: GHG emissions reduction, fight against climate change;

4. A company with best-in-class environmental or social practices compared to its peers within the relevant sector and geographical region. The E or S best performer assessment is based on the BNPP AM ESG scoring methodology. The methodology scores companies and assesses them against a peer group comprising companies in comparable sectors and geographical regions. A company with a contribution score above 10 on the Environmental or Social pillar qualifies as best performer. A company qualifying as sustainable investment through this criteria can for example contribute to the following objectives:

a. Environmental: fight against climate change, environmental risk management, sustainable management of natural resources, waste management, water management, GHG emissions reduction, renewable energy, sustainable agriculture, green infrastructure;

b. Social: health and safety, human capital management, good external stakeholder management (supply chain, contractors, data), business ethics preparedness, good corporate governance.

Green bonds, social bonds and sustainability bonds issued to support specific environmental and/or social projects are also qualified as sustainable investments provided that these debt securities receive an investment recommendation 'POSITIVE' or 'NEUTRAL' from the Sustainability Center following the issuer and underlying project assessment based on a proprietary Green/Social/Sustainability Bond Assessment methodology.

Companies identified as a sustainable investment should not significantly harm any other environmental or social objectives (the Do No Significant Harm 'DNSH' principle) and should follow good governance practices. BNP Paribas Asset Management (BNPP AM) uses its proprietary methodology to assess all companies against these requirements.

More information on the internal methodology can be found on the website of the investment manager: <https://docfinder.bnpparibas-am.com/api/files/14787511-CB33-49FC-B9B5-7E934948BE63>

Principal adverse impacts are the most significant negative impacts of investment decisions on sustainability factors relating to environmental, social and employee matters, respect for human rights, anti-corruption and anti-bribery matters.

● **How do the sustainable investments that the financial product partially intends to make, not cause significant harm to any environmental or social sustainable investment objective?**

Sustainable investments that the product partially intends to make should not significantly harm any environmental or social objective (DNSH Principle). In this respect, the investment manager commits to consider principal adverse impacts on sustainability factors by taking into account indicators for adverse impacts as defined in SFDR, and to not invest in companies that do not meet their fundamental obligations in line with the OECD Guidelines and the UN Guiding Principles on Business and Human Rights.

How have the indicators for adverse impacts on sustainability factors been taken into account?

The investment manager ensures that throughout its investment process, the financial product takes into all the account principal all the adverse impact indicators that are relevant to its investment strategy to select the sustainable investments that the financial product partially intends to make by systematically implementing the sustainable investment pillars defined in the BNP Paribas Asset Management Global Sustainability Strategy (GSS) into its investment process : RBC policy, ESG integration guidelines, Stewardship, the forward-looking vision the '3Es' (Energy transition, Environmental sustainability, Equality & Inclusive Growth).

The RBC policy establishes a common framework across investments and economic activities that help identify industries and behaviours presenting a high risk of adverse impacts in violation of international norms. As part of the RBC Policy, sector policies provide a tailored approach to identify and prioritize principal adverse impacts based on the nature of the economic activity, and in many cases, the geography in which these economic activities take place.

The ESG Integration Guidelines includes a series of commitments, which are material to consideration of principal adverse sustainability impacts, and guides the internal ESG integration process. The proprietary ESG scoring framework includes an assessment of a number of adverse sustainability impacts caused by companies in which we invest. Outcome of this assessment may impact the valuation models as well as the portfolio construction depending on the severity and materiality of adverse impacts identified.

Thus, the Investment Manager considers principal adverse sustainability impacts throughout the investment process through the use of the internal ESG scores and construction of the portfolio with an improved ESG profile compared to its investment universe.

The Forward-looking perspective defines a set of objectives and developed performance indicators to measure how the researches, portfolios and commitments are aligned on three issues, the '3Es' (Energy transition, Environmental sustainability, Equality & inclusive growth) and thus support investment processes.

Furthermore, the Stewardship team regularly identifies adverse impacts through ongoing research, collaboration with other long-term investors, and dialogue with NGOs and other experts.

As regards the sustainable investments that the financial product intends to make, the following principal adverse sustainability impacts are taken into account:

Corporate mandatory indicators:

1. GreenHouse Gas (GHG) Emissions

2. Carbon footprint
3. GHG intensity of investee companies
4. Exposure to companies active in the fossil fuel sector
5. Share of non-renewable energy consumption and production
6. Energy consumption intensity per high impact climate sector
7. Activities negatively affecting biodiversity sensitive areas
8. Emissions to water
9. Hazardous waste ratio
10. Violations of UN Global Compact principles and Organisation for Economic Cooperation and Development (OECD) Guidelines for Multinational Enterprises
11. Lack of processes and compliance mechanisms to monitor compliance with UN Global Compact principles and OECD Guidelines for Multinational Enterprises
12. Unadjusted gender pay gap
13. Board gender diversity
14. Exposure to controversial weapons (anti-personnel mines, cluster munitions, chemical weapons and biological weapons)

Corporate voluntary indicators:

Environment

4. Investments in companies without carbon emission reduction initiatives

Social

4. Lack of a supplier code of conduct
9. Lack of a human rights policy

Sovereign mandatory indicator:

15. GHG intensity
16. Investee countries subject to social violations

More detailed information on the manner in which principal adverse impacts on sustainability factors are considered can be found in the BNP PARIBAS ASSET MANAGEMENT SFDR disclosure statement:

<https://docfinder.bnpparibas-am.com/api/files/874ADAE2-3EE7-4AD4-B0ED-84FC06E090BF>

In addition, information on how the principal adverse impacts on sustainability factors have been considered over the year will be available in the annual report of the financial product.

How are the sustainable investments aligned with the OECD Guidelines for Multinational Enterprises and the UN Guiding Principles on Business and Human Rights?

The investment universe of the financial product is periodically screened with a view to identify issuers that are potentially in violation or at risk of violation of the UN Global Compact Principles, OECD Guidelines for Multinational Enterprises and UN Guiding Principles on Business & Human Rights, including the principles and rights set out in the eight fundamental conventions identified in the Declaration of the International Labour Organisation on Fundamental Principles and Rights at Work and the International Bill of Human Rights. This assessment is conducted within the BNPP AM Sustainability Centre on the basis of internal analysis and information provided by external experts, and in consultation with BNP Paribas Group CSR Team. If an issuer is found to be in serious and repeated violations of any of the principles, it will be placed on an 'exclusion list' and will not be available for investment. Existing investments should be divested from the portfolio according to an internal procedure. If an issuer is at risk of violating any of the principles, it is placed on a 'watch list' monitored, as appropriate.

The EU Taxonomy sets out a 'do not significant harm' principle by which Taxonomy-aligned investments should not significantly harm EU Taxonomy objectives and is accompanied by specific EU criteria.

The 'do no significant harm' principle applies only to those investments underlying the financial product that take into account the EU criteria for environmentally sustainable economic activities. The investments underlying the remaining portion of this financial product do not take into account the EU criteria for environmentally sustainable economic activities.

Any other sustainable investments must also not significantly harm any environmental or social objectives.





Does this financial product consider principal adverse impacts on sustainability factors?

Yes

The product considers principal adverse impacts on sustainability factors by systematically implementing the sustainable investment pillars defined in the GSS into its investment process. These pillars are covered by firm-wide policies that set criteria to identify, consider and prioritise as well as address or mitigate adverse sustainability impacts caused by issuers.

The RBC policy establishes a common framework across investments and economic activities that help identify industries and behaviours presenting a high risk of adverse impacts in violation of international norms. As part of the RBC Policy, sector policies provide a tailored approach to identify and prioritize principal adverse impacts based on the nature of the economic activity, and in many cases, the geography in which these economic activities take place.

The ESG Integration Guidelines includes a series of commitments, which are material to consideration of principal adverse sustainability impacts, and guides the internal ESG integration process. The proprietary ESG scoring framework includes an assessment of a number of adverse sustainability impacts caused by companies in which we invest. Outcome of this assessment may impact the valuation models as well as the portfolio construction depending on the severity and materiality of adverse impacts identified.

Thus, the Investment Manager considers principal adverse sustainability impacts throughout the investment process through the use of the internal ESG scores and construction of the portfolio with an improved ESG profile compared to its investment universe.

The Forward-looking perspective defines a set of objectives and developed performance indicators to measure how the researches, portfolios and commitments are aligned on three issues, the '3Es' (Energy transition, Environmental sustainability, Equality & inclusive growth) and thus support investment processes.

Furthermore, the Stewardship team regularly identifies adverse impacts through ongoing research, collaboration with other long-term investors, and dialogue with NGOs and other experts.

Actions to address or mitigate principal adverse sustainability impacts depend on the severity and materiality of these impacts. These actions are guided by the RBC Policy, ESG Integration Guidelines, and Engagement and Voting Policy which include the following provisions :

- Exclusion of issuers that are in violation of international norms and conventions and issuers that are involved in activities presenting an unacceptable risk to society and/or the environment
- Engagement with issuers with the aim of encouraging them to improve their environmental, social and governance practices and, thus, mitigate potential adverse impacts
- In case of equity holdings, voting at Annual General Meetings of companies the portfolio is invested in to promote good governance and advance environmental and social issues
- Ensuring all securities included in the portfolio have supportive ESG research
- Managing portfolios so that their aggregate ESG score is better than the relevant benchmark or universe

Based on the above approach, and depending on the composition of the financial product's portfolio (i.e. the type of issuer), the financial product considers and addresses or mitigates the following principal adverse sustainability impacts:

Corporate mandatory indicators:

1. GreenHouse Gas (GHG) Emissions
2. Carbon footprint
3. GHG intensity of investee companies
4. Exposure to companies active in the fossil fuel sector
5. Share of non-renewable energy consumption and production
6. Energy consumption intensity per high impact climate sector



7. Activities negatively affecting biodiversity sensitive areas
8. Emissions to water
9. Hazardous waste ratio
10. Violations of UN Global Compact principles and Organisation for Economic Cooperation and Development (OECD) Guidelines for Multinational Enterprises
11. Lack of processes and compliance mechanisms to monitor compliance with UN Global Compact principles and OECD Guidelines for Multinational Enterprises
12. Unadjusted gender pay gap
13. Board gender diversity
14. Exposure to controversial weapons (anti-personnel mines, cluster munitions, chemical weapons and biological weapons)

Corporate voluntary indicators:

Environment

4. Investments in companies without carbon emission reduction initiatives

Social

4. Lack of a supplier code of conduct
9. Lack of a human rights policy

Sovereign mandatory indicator:

15. GHG intensity
16. Investee countries subject to social violations

More detailed information on the manner in which principal adverse impacts on sustainability factors are considered can be found in the BNP PARIBAS ASSET MANAGEMENT SFDR disclosure statement: <https://docfinder.bnpparibas-am.com/api/files/874ADAE2-3EE7-4AD4-BOED-84FC06E090BF>
In addition, information on how the principal adverse impacts on sustainability factors have been considered over the year will be available in the annual report of the financial product.

No



What investment strategy does this financial product follow?

The investment strategy guides investment decisions based on factors such as investment objectives and risk tolerance.

To achieve the investment objective of the financial product, the investment manager takes into account at each step of its investment process the Environmental, Social and Governance (ESG) criteria that the financial product promotes.

The investment universe of the financial product is thoroughly screened with a view to identify issuers that are in violation of the UN Global Compact Principles, OECD Guidelines for Multinational Enterprises and UN Guiding Principles on Business & Human Rights.

Then the Investment Manager integrates ESG ratings and criteria into the assessment of issuers. ESG ratings are built by BNP Paribas Asset Management's Sustainability Centre using a proprietary ESG methodology.

The investment manager constantly integrates the binding elements of the investment strategy described in the question below to construct an investment portfolio with an improved ESG profile compared to its investment universe.

Environmental, social and governance (ESG) criteria contribute to, but are not a determining factor in, the manager's decision-making.

The elements of the investment strategy to attain the environmental or social characteristics promoted by this financial product as described below are systematically integrated throughout the investment process.

- **What are the binding elements of the investment strategy used to select the investments to attain each of the environmental or social characteristics promoted by this financial product?**

- The financial product shall comply with the RBC Policy by excluding companies involved in controversies due to poor practices related to human and labor rights, environment, and corruption, as well as



companies operating in sensitive sectors (tobacco, coal, controversial weapons, asbestos,...), as these companies are deemed to be in violation of international norms, or to cause unacceptable harm to society and/or the environment.

More information on the RBC Policy, and in particular criteria relating to sectoral exclusions, can be found on the website of the investment manager: Sustainability documents - BNPP AM Corporate English (<https://www.bnpparibas-am.com/sustainability-documents/>)

- The financial product shall have the weighted average ESG score of its portfolio higher than the weighted average ESG score of its investment universe, as defined in the Prospectus
- The financial product shall have at least 90% of its assets (excluding ancillary liquid assets) covered by the ESG analysis based on the ESG internal proprietary methodology
- The financial product shall invest at least 20% of its assets in 'sustainable investments' as defined in Article 2 (17) of the SFDR regulation. Criteria to qualify an investment as 'sustainable investment' are indicated in the above question 'What are the objectives of the sustainable investments that the financial product partially intends to make and does the sustainable investments contribute to such objectives' and the quantitative and qualitative thresholds are mentioned in the main part of the Prospectus

● **What is the committed minimum rate to reduce the scope of the investments considered prior to the application of that investment strategy?**

The financial product does not commit to a reduction of the scope of investments prior to the application of its investment strategy.

● **What is the policy to assess good governance practices of the investee companies?**

The ESG scoring framework assesses corporate governance through a core set of standard key performance indicators for all sectors supplemented by sector specific metrics. The governance metrics and indicators to assess good governance practices such as sound management structures, employee relations, remuneration of staff and tax compliance include but are not limited to:

- Separation of power (e.g. Split CEO/Chair)
- Board diversity
- Executive pay (remuneration policy)
- Board Independence, and key committees independence
- Accountability of directors
- Financial expertise of the Audit Committee
- Respect of shareholders rights and absence of antitakeover devices
- The presence of appropriate policies (i.e. Bribery and corruption, whistleblower)
- Tax disclosure
- An assessment of prior negative incidents relating to governance

The ESG analysis goes beyond the framework to look at a more qualitative assessment of how the insights from our ESG model are reflected in the culture and operations of investee companies. In some cases, the ESG analysts will conduct due diligence meetings to better understand the company's approach to corporate governance.

Good governance practices include sound management structures, employee relations, remuneration of staff and tax compliance.



What is the asset allocation planned for this financial product?

Asset allocation describes the share of investments in specific assets.

At least 50% of the investments of the financial product will be used to meet the environmental or social characteristics promoted, in accordance with the binding elements of the investment strategy of the financial product.

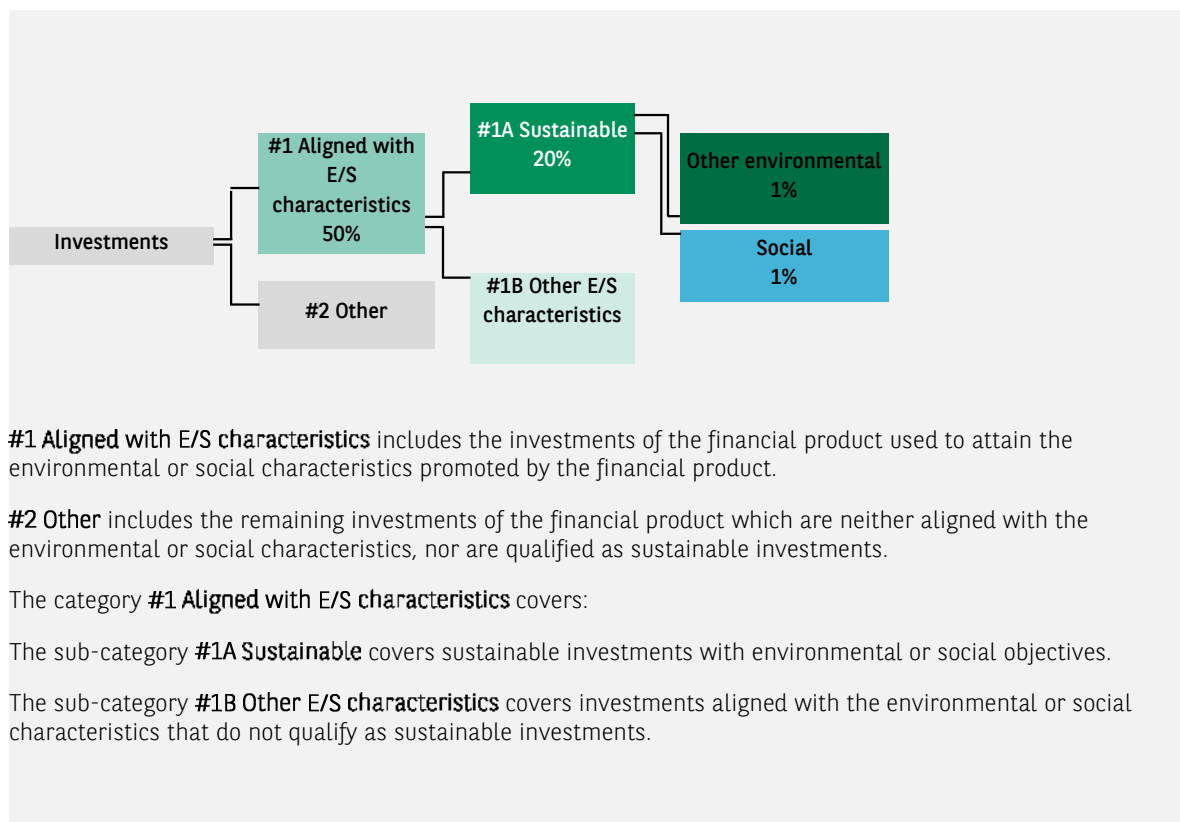
Taxonomy-aligned activities are expressed as a share of:

For the avoidance of doubt, such a proportion is solely a minimum and the exact percentage of the investments of the financial product that attained the promoted environmental or social characteristics will be available in the annual report.

The minimum proportion of sustainable investments of the financial product is 20%.

The remaining proportion of the investments is mainly used as described under the question: "What investments are included under "#2 Other", what is their purpose and are there any minimum environmental or social safeguards?"

- **turnover** reflecting the share of revenue from green activities of investee companies.
 - **capital expenditure** (CapEx) showing the green investments made by investee companies, e.g. for a transition to a green economy.
 - **operational expenditure** (OpEx) reflecting green operational activities of investee companies.



● **How does the use of derivatives attain the environmental or social characteristics promoted by the financial product?**

Financial derivative instruments may be used for efficient portfolio management, hedging and/or investment purposes, if applicable. These instruments are not used to attain the environmental or social characteristics promoted by the product.



To what minimum extent are sustainable investments with an environmental objective aligned with the EU Taxonomy?

Not applicable

● **Does the financial product invest in fossil gas and/or nuclear energy related activities that comply with the EU Taxonomy¹?**

Yes

In fossil gas In Nuclear Energy

No

¹ -Fossil gas and/or nuclear related activities will only comply with the EU Taxonomy where they contribute to limiting climate change ("climate change mitigation") and do not significantly harm any EU Taxonomy objective - see explanatory note in the left hand margin. The full criteria for fossil gas and nuclear energy economic activities that comply with the EU Taxonomy are laid down in Commission Delegated Regulation (EU) 2022/1214.

To comply with the EU Taxonomy, the criteria for **fossil gas** include limitations on emissions and switching to renewable power or low-carbon fuels by the end of 2035. For **nuclear energy**, the criteria include comprehensive safety and waste management rules.



Enabling activities directly enable other activities to make a substantial contribution to an environmental objective. **Transitional activities** are activities for which low-carbon alternatives are not yet available and among others have greenhouse gas emission levels corresponding to the best performance.

The two graphs below show in green the minimum percentage of investments that are aligned with the EU Taxonomy. As there is no appropriate methodology to determine the Taxonomy-alignment of sovereign bonds*, the first graph shows the Taxonomy-alignment in relation to all the investments of the financial product including sovereign bonds, while the second graph shows the Taxonomy-alignment only in relation to the investments of the financial product other than sovereign bonds.



* For the purpose of these graphs, 'sovereign bonds' consist of all sovereign exposures

● **What is the minimum share of investments in transitional and enabling activities?**

Not applicable

are sustainable investments with an environmental objective that **do not take into account the criteria** for environmentally sustainable economic activities under the EU Taxonomy.

● **What is the minimum share of sustainable investments with an environmental objective that are not aligned with the EU Taxonomy?**

The minimum share of sustainable investments with an environmental objective that are not aligned with the EU Taxonomy is 1%.

The minimum share is intentionally low as the objective of the investment manager is not to prevent the product from investing in taxonomy-aligned activities within the framework of the investment strategy of the product.

The Management Company is improving its Taxonomy-alignment data collection to ensure the accuracy and suitability of its Taxonomy sustainability-related disclosures. In the meantime, the financial product will invest in sustainable investments with an environmental objective that are not aligned with the EU Taxonomy.

● **What is the minimum share of socially sustainable investments?**

The minimum share of socially sustainable investments within the financial product is 1%.

● **What investments are included under '#2 Other', what is their purpose and are there any minimum environmental or social safeguards?**

The remaining proportion of the investments may include :

- The proportion of assets that are not used to meet the environmental or social characteristics promoted by the financial product. These assets are used for investment purposes, or
- Instruments which are mainly used for liquidity, efficient portfolio management, and/or hedging purposes, notably cash, deposits and derivatives

In any case, the investment manager will ensure that those investments are made while maintaining the

improvement of the ESG profile of the financial product. In addition, those investments are made in compliance with our internal processes, including the following minimum environmental or social safeguards:

- The risk management policy. The risk management policy comprises procedures as are necessary to enable the management company to assess for each financial product it manages the exposure of that product to market, liquidity, sustainability and counterparty risks. And

- The RBC policy, where applicable, through the exclusion of companies involved in controversies due to poor practices related to human and labour rights, environment, and corruption, as well as companies operating in sensitive sectors (tobacco, coal, controversial weapons, asbestos,...), as these companies are deemed to be in violation of international norms, or to cause unacceptable harm to society and/or the environment



Is a specific index designated as a reference benchmark to determine whether this financial product is aligned with the environmental and/or social characteristics that it promotes?

Reference benchmarks are indexes to measure whether the financial product attains the environmental or social characteristics that they promote.

No reference benchmark has been designated for the purpose of attaining the environmental or social characteristics promoted by the financial product.

- **How is the reference benchmark continuously aligned with each of the environmental or social characteristics promoted by the financial product?**

Not applicable

- **How is the alignment of the investment strategy with the methodology of the index ensured on a continuous basis?**

Not applicable

- **How does the designated index differ from a relevant broad market index?**

Not applicable

- **Where can the methodology used for the calculation of the designated index be found?**

Not applicable



Where can I find more product specific information online?

More product-specific information can be found on the website: <https://www.bnpparibas-am.com/> after choosing the relevant country and directly in the section 'Sustainability-related disclosures' dedicated to the product.

Template pre-contractual disclosure for the financial products referred to in Article 8, paragraphs 1, 2 and 2a, of Regulation (EU) 2019/2088 and Article 6, first paragraph, of Regulation (EU) 2020/852

Sustainable investment means an investment in an economic activity that contributes to an environmental or social objective, provided that the investment does not significantly harm any environmental or social objective and that the investee companies follow good governance practices.

The **EU Taxonomy** is a classification system laid down in Regulation (EU) 2020/852, establishing a list of **environmentally sustainable economic activities**. That Regulation does not lay down a list of socially sustainable economic activities. Sustainable investments with an environmental objective might be aligned with the Taxonomy or not.

Product name : **BNP PARIBAS FUNDS EURO CORPORATE BOND**

Legal Entity Identifier : 213800SZZV5PHYP2NG48

Environmental and/or social characteristics

Does this financial product have a sustainable investment objective?	
<input checked="" type="radio"/> <input type="radio"/> Yes	<input checked="" type="radio"/> <input type="radio"/> No
<input type="checkbox"/> It will make a minimum of sustainable investments with an environmental objective: ____%	<input checked="" type="checkbox"/> It promotes Environmental/Social (E/S) characteristics and while it does not have as its objective a sustainable investment, it will have a minimum proportion of 40% of sustainable investments
<input type="checkbox"/> in economic activities that qualify as environmentally sustainable under the EU Taxonomy	<input type="checkbox"/> with an environmental objective in economic activities that qualify as environmentally sustainable under the EU Taxonomy
<input type="checkbox"/> in economic activities that do not qualify as environmentally sustainable under the EU Taxonomy	<input checked="" type="checkbox"/> with an environmental objective in economic activities that do not qualify as environmentally sustainable under the EU Taxonomy
<input type="checkbox"/> It will make a minimum of sustainable investments with a social objective: ____%	<input checked="" type="checkbox"/> with a social objective
	<input type="checkbox"/> It promotes E/S characteristics, but will not make any sustainable investments



What environmental and/or social characteristics are promoted by this financial product?

The financial product promotes environmental and social characteristics by assessing underlying investments against Environmental, Social, and Governance (ESG) criteria using an ESG internal proprietary methodology, and by investing in issuers that demonstrate good environmental, social and governance practices.

Corporate issuers

The investment strategy selects:

Corporate issuers with good or improving ESG practices within their sector of activity. The ESG performance of an issuer is evaluated against a combination of environmental, social and governance factors which include but are

not limited to:

- Environmental: energy efficiency, reduction of emissions of greenhouse gases (GHG), treatment of waste
- Social: respect of human rights and workers' rights, human resources management (workers' health and safety, diversity)
- Governance: Board of Directors independence, managers' remuneration, respect of minority shareholders rights

The exclusion criteria are applied with regard to issuers that are in violation of international norms and convention, or operate in sensitive sectors as defined by the Responsible Business Conduct Policy (RBC Policy).

Sovereign issuers

The investment strategy selects sovereign issuers based on their performance across the environmental, social and governance pillars. The ESG performance of each country is assessed using an internal Sovereign ESG methodology that focuses on measuring governments' efforts to produce and preserve assets, goods, and services with high ESG values, according to their level of economic development. This involves evaluation of a country against a combination of environmental, social and governance factors, which include but not limited to:

- Environmental: climate mitigation, biodiversity, energy efficiency, land resources, pollution
- Social: life conditions, economic inequality, education, employment, health infrastructure, human capital
- Governance: business rights, corruption, democratic life, political stability, security

BNP Paribas Asset Management's Global Sustainability Strategy places a strong emphasis on combatting climate change. Therefore, given the importance of sovereigns in addressing climate change, the internal Sovereign ESG methodology includes an additional scoring component that captures the country's contribution to progress towards the net-zero goals set out in the Paris Agreement. This additional scoring component reflects countries' commitment to future targets balanced by their current policies and their forward-looking physical climate risk exposure. It combines temperature alignment methodology for determining national contributions to climate change with an assessment of the laws and policies countries have in place for addressing climate change.

The investment manager also applies the BNP Paribas Group's sensitive countries framework, which includes restrictive measures on certain countries and/or activities that are considered as being particularly exposed to money laundering and terrorism financing related risks.

Furthermore, the investment manager promotes better environmental and social outcomes through engagement with issuers and the exercise of voting rights according to the Stewardship policy, where applicable.

No reference benchmark has been designated for the purpose of attaining the environmental or social characteristics promoted by the financial product.

● **What sustainability indicators are used to measure the attainment of each of the environmental or social characteristics promoted by this financial product?**

The following sustainability indicators are used to measure the attainment of the environmental and social characteristics promoted by the financial product:

- The percentage of the portfolio compliant with the RBC Policy
- The percentage of the portfolio covered by ESG analysis based on the ESG internal proprietary methodology
- The weighted average ESG score of the portfolio compared to the weighted average ESG score of its investment universe, as defined in the Prospectus
- The percentage of the financial product's portfolio invested in 'sustainable investments' as defined in Article 2 (17) of the SFDR regulation

Sustainability indicators measure how the environmental or social characteristics promoted by the financial product are attained.



● **What are the objectives of the sustainable investments that the financial product partially intends to make and how does the sustainable investment contribute to such objectives?**

The objectives of the sustainable investments made by the financial product are to finance companies that contribute to environmental and/or social objectives through their products and services, as well as their sustainable practices.

The internal methodology, as defined in the main part of the Prospectus, integrates several criteria into its definition of sustainable investments that are considered to be core components to qualify a company as sustainable. These criteria are complementary to each other. In practice, a company must meet at least one of the criteria described below in order to be considered as contributing to an environmental or social objective:

1. A company with an economic activity aligned with the EU Taxonomy objectives. A company can be qualified as sustainable investment in case it has more than 20% of its revenues aligned with the EU Taxonomy. A company qualifying as sustainable investment through this criteria can for example contribute to the following environmental objectives: sustainable forestry, environmental restoration, sustainable manufacturing, renewable energy, water supply, sewerage, waste management and remediation, sustainable transportation, sustainable buildings, sustainable information and technology, scientific research for sustainable development;

2. A company with an economic activity contributing to one or more United Nations Sustainable Development goals (UN SDG) targets. A company can be qualified as sustainable investment in case it has more than 20% of its revenues aligned with the SDGs and less than 20% of its revenues misaligned with the UN SDGs. A company qualifying as sustainable investment through this criteria can for example contribute to the following objectives:

a. Environmental: sustainable agriculture, sustainable management of water and sanitation, sustainable and modern energy, sustainable economic growth, sustainable infrastructure, sustainable cities, sustainable consumption and production patterns, fight against climate change, conservation and sustainable use of oceans, seas and marine resources, protection, restoration and sustainable use of terrestrial ecosystems, sustainable management of forests, fight against desertification, land degradation and biodiversity loss;

b. Social: no poverty, zero hunger, food security, healthy lives and well-being at all ages, inclusive and equitable quality education and lifelong learning opportunities, gender equality, women and girls empowerment, availability of water and sanitation, access to affordable, reliable and modern energy, inclusive and sustainable economic growth, full and productive employment and decent work, resilient infrastructure, inclusive and sustainable industrialization, reduced inequality, inclusive, safe and resilient cities and human settlements, peaceful and inclusive societies, access to justice and effective, accountable and inclusive institutions, global partnership for sustainable development.

3. A company operating in a high GHG emission sector that is transitioning its business model to align with the objective of maintaining the global temperature rise below 1.5°C. A company qualifying as sustainable investment through this criteria can for example contribute to the following environmental objectives: GHG emissions reduction, fight against climate change;

4. A company with best-in-class environmental or social practices compared to its peers within the relevant sector and geographical region. The E or S best performer assessment is based on the BNPP AM ESG scoring methodology. The methodology scores companies and assesses them against a peer group comprising companies in comparable sectors and geographical regions. A company with a contribution score above 10 on the Environmental or Social pillar qualifies as best performer. A company qualifying as sustainable investment through this criteria can for example contribute to the following objectives:

a. Environmental: fight against climate change, environmental risk management, sustainable management of natural resources, waste management, water management, GHG emissions reduction, renewable energy, sustainable agriculture, green infrastructure;

b. Social: health and safety, human capital management, good external stakeholder management (supply chain, contractors, data), business ethics preparedness, good corporate governance.

Green bonds, social bonds and sustainability bonds issued to support specific environmental and/or social projects are also qualified as sustainable investments provided that these debt securities receive an investment recommendation 'POSITIVE' or 'NEUTRAL' from the Sustainability Center following the issuer and underlying project assessment based on a proprietary Green/Social/Sustainability Bond Assessment methodology.

Companies identified as a sustainable investment should not significantly harm any other environmental or social objectives (the Do No Significant Harm 'DNSH' principle) and should follow good governance practices. BNP Paribas Asset Management (BNPP AM) uses its proprietary methodology to assess all companies against these requirements.

More information on the internal methodology can be found on the website of the investment manager: <https://docfinder.bnpparibas-am.com/api/files/14787511-CB33-49FC-B9B5-7E934948BE63>

Principal adverse impacts are the most significant negative impacts of investment decisions on sustainability factors relating to environmental, social and employee matters, respect for human rights, anti-corruption and anti-bribery matters.

● **How do the sustainable investments that the financial product partially intends to make, not cause significant harm to any environmental or social sustainable investment objective?**

Sustainable investments that the product partially intends to make should not significantly harm any environmental or social objective (DNSH Principle). In this respect, the investment manager commits to consider principal adverse impacts on sustainability factors by taking into account indicators for adverse impacts as defined in SFDR, and to not invest in companies that do not meet their fundamental obligations in line with the OECD Guidelines and the UN Guiding Principles on Business and Human Rights.

How have the indicators for adverse impacts on sustainability factors been taken into account?

The investment manager ensures that throughout its investment process, the financial product takes into all the account principal all the adverse impact indicators that are relevant to its investment strategy to select the sustainable investments that the financial product partially intends to make by systematically implementing the sustainable investment pillars defined in the BNP Paribas Asset Management Global Sustainability Strategy (GSS) into its investment process : RBC policy, ESG integration guidelines, Stewardship, the forward-looking vision the '3Es' (Energy transition, Environmental sustainability, Equality & Inclusive Growth).

The RBC policy establishes a common framework across investments and economic activities that help identify industries and behaviours presenting a high risk of adverse impacts in violation of international norms. As part of the RBC Policy, sector policies provide a tailored approach to identify and prioritize principal adverse impacts based on the nature of the economic activity, and in many cases, the geography in which these economic activities take place.

The ESG Integration Guidelines includes a series of commitments, which are material to consideration of principal adverse sustainability impacts, and guides the internal ESG integration process. The proprietary ESG scoring framework includes an assessment of a number of adverse sustainability impacts caused by companies in which we invest. Outcome of this assessment may impact the valuation models as well as the portfolio construction depending on the severity and materiality of adverse impacts identified.

Thus, the Investment Manager considers principal adverse sustainability impacts throughout the investment process through the use of the internal ESG scores and construction of the portfolio with an improved ESG profile compared to its investment universe.

The Forward-looking perspective defines a set of objectives and developed performance indicators to measure how the researches, portfolios and commitments are aligned on three issues, the '3Es' (Energy transition, Environmental sustainability, Equality & inclusive growth) and thus support investment processes.

Furthermore, the Stewardship team regularly identifies adverse impacts through ongoing research, collaboration with other long-term investors, and dialogue with NGOs and other experts.

As regards the sustainable investments that the financial product intends to make, the following principal adverse sustainability impacts are taken into account:

Corporate mandatory indicators:

1. GreenHouse Gas (GHG) Emissions

2. Carbon footprint
3. GHG intensity of investee companies
4. Exposure to companies active in the fossil fuel sector
5. Share of non-renewable energy consumption and production
6. Energy consumption intensity per high impact climate sector
7. Activities negatively affecting biodiversity sensitive areas
8. Emissions to water
9. Hazardous waste ratio
10. Violations of UN Global Compact principles and Organisation for Economic Cooperation and Development (OECD) Guidelines for Multinational Enterprises
11. Lack of processes and compliance mechanisms to monitor compliance with UN Global Compact principles and OECD Guidelines for Multinational Enterprises
12. Unadjusted gender pay gap
13. Board gender diversity
14. Exposure to controversial weapons (anti-personnel mines, cluster munitions, chemical weapons and biological weapons)

Corporate voluntary indicators:

Environment

4. Investments in companies without carbon emission reduction initiatives

Social

4. Lack of a supplier code of conduct
9. Lack of a human rights policy

Sovereign mandatory indicator:

15. GHG intensity
16. Investee countries subject to social violations

More detailed information on the manner in which principal adverse impacts on sustainability factors are considered can be found in the BNP PARIBAS ASSET MANAGEMENT SFDR disclosure statement:

<https://docfinder.bnpparibas-am.com/api/files/874ADAE2-3EE7-4AD4-B0ED-84FC06E090BF>

In addition, information on how the principal adverse impacts on sustainability factors have been considered over the year will be available in the annual report of the financial product.

How are the sustainable investments aligned with the OECD Guidelines for Multinational Enterprises and the UN Guiding Principles on Business and Human Rights?

The investment universe of the financial product is periodically screened with a view to identify issuers that are potentially in violation or at risk of violation of the UN Global Compact Principles, OECD Guidelines for Multinational Enterprises and UN Guiding Principles on Business & Human Rights, including the principles and rights set out in the eight fundamental conventions identified in the Declaration of the International Labour Organisation on Fundamental Principles and Rights at Work and the International Bill of Human Rights. This assessment is conducted within the BNPP AM Sustainability Centre on the basis of internal analysis and information provided by external experts, and in consultation with BNP Paribas Group CSR Team. If an issuer is found to be in serious and repeated violations of any of the principles, it will be placed on an 'exclusion list' and will not be available for investment. Existing investments should be divested from the portfolio according to an internal procedure. If an issuer is at risk of violating any of the principles, it is placed on a 'watch list' monitored, as appropriate.

The EU Taxonomy sets out a 'do not significant harm' principle by which Taxonomy-aligned investments should not significantly harm EU Taxonomy objectives and is accompanied by specific EU criteria.

The 'do no significant harm' principle applies only to those investments underlying the financial product that take into account the EU criteria for environmentally sustainable economic activities. The investments underlying the remaining portion of this financial product do not take into account the EU criteria for environmentally sustainable economic activities.

Any other sustainable investments must also not significantly harm any environmental or social objectives.





Does this financial product consider principal adverse impacts on sustainability factors?

Yes

The product considers principal adverse impacts on sustainability factors by systematically implementing the sustainable investment pillars defined in the GSS into its investment process. These pillars are covered by firm-wide policies that set criteria to identify, consider and prioritise as well as address or mitigate adverse sustainability impacts caused by issuers.

The RBC policy establishes a common framework across investments and economic activities that help identify industries and behaviours presenting a high risk of adverse impacts in violation of international norms. As part of the RBC Policy, sector policies provide a tailored approach to identify and prioritize principal adverse impacts based on the nature of the economic activity, and in many cases, the geography in which these economic activities take place.

The ESG Integration Guidelines includes a series of commitments, which are material to consideration of principal adverse sustainability impacts, and guides the internal ESG integration process. The proprietary ESG scoring framework includes an assessment of a number of adverse sustainability impacts caused by companies in which we invest. Outcome of this assessment may impact the valuation models as well as the portfolio construction depending on the severity and materiality of adverse impacts identified.

Thus, the Investment Manager considers principal adverse sustainability impacts throughout the investment process through the use of the internal ESG scores and construction of the portfolio with an improved ESG profile compared to its investment universe.

The Forward-looking perspective defines a set of objectives and developed performance indicators to measure how the researches, portfolios and commitments are aligned on three issues, the '3Es' (Energy transition, Environmental sustainability, Equality & inclusive growth) and thus support investment processes.

Furthermore, the Stewardship team regularly identifies adverse impacts through ongoing research, collaboration with other long-term investors, and dialogue with NGOs and other experts.

Actions to address or mitigate principal adverse sustainability impacts depend on the severity and materiality of these impacts. These actions are guided by the RBC Policy, ESG Integration Guidelines, and Engagement and Voting Policy which include the following provisions :

- Exclusion of issuers that are in violation of international norms and conventions and issuers that are involved in activities presenting an unacceptable risk to society and/or the environment
- Engagement with issuers with the aim of encouraging them to improve their environmental, social and governance practices and, thus, mitigate potential adverse impacts
- In case of equity holdings, voting at Annual General Meetings of companies the portfolio is invested in to promote good governance and advance environmental and social issues
- Ensuring all securities included in the portfolio have supportive ESG research
- Managing portfolios so that their aggregate ESG score is better than the relevant benchmark or universe

Based on the above approach, and depending on the composition of the financial product's portfolio (i.e. the type of issuer), the financial product considers and addresses or mitigates the following principal adverse sustainability impacts:

Corporate mandatory indicators:

1. GreenHouse Gas (GHG) Emissions
2. Carbon footprint
3. GHG intensity of investee companies
4. Exposure to companies active in the fossil fuel sector
5. Share of non-renewable energy consumption and production
6. Energy consumption intensity per high impact climate sector



7. Activities negatively affecting biodiversity sensitive areas
8. Emissions to water
9. Hazardous waste ratio
10. Violations of UN Global Compact principles and Organisation for Economic Cooperation and Development (OECD) Guidelines for Multinational Enterprises
11. Lack of processes and compliance mechanisms to monitor compliance with UN Global Compact principles and OECD Guidelines for Multinational Enterprises
12. Unadjusted gender pay gap
13. Board gender diversity
14. Exposure to controversial weapons (anti-personnel mines, cluster munitions, chemical weapons and biological weapons)

Corporate voluntary indicators:

Environment

4. Investments in companies without carbon emission reduction initiatives

Social

4. Lack of a supplier code of conduct
9. Lack of a human rights policy

Sovereign mandatory indicator:

15. GHG intensity
16. Investee countries subject to social violations

More detailed information on the manner in which principal adverse impacts on sustainability factors are considered can be found in the BNP PARIBAS ASSET MANAGEMENT SFDR disclosure statement: <https://docfinder.bnpparibas-am.com/api/files/874ADAE2-3EE7-4AD4-BOED-84FC06E090BF>
In addition, information on how the principal adverse impacts on sustainability factors have been considered over the year will be available in the annual report of the financial product.

No



What investment strategy does this financial product follow?

The investment strategy guides investment decisions based on factors such as investment objectives and risk tolerance.

To achieve the investment objective of the financial product, the investment manager takes into account at each step of its investment process the Environmental, Social and Governance (ESG) criteria that the financial product promotes.

The investment universe of the financial product is thoroughly screened with a view to identify issuers that are in violation of the UN Global Compact Principles, OECD Guidelines for Multinational Enterprises and UN Guiding Principles on Business & Human Rights.

Then the Investment Manager integrates ESG ratings and criteria into the assessment of issuers. ESG ratings are built by BNP Paribas Asset Management's Sustainability Centre using a proprietary ESG methodology.

The investment manager constantly integrates the binding elements of the investment strategy described in the question below to construct an investment portfolio with an improved ESG profile compared to its investment universe.

Environmental, social and governance (ESG) criteria contribute to, but are not a determining factor in, the manager's decision-making.

The elements of the investment strategy to attain the environmental or social characteristics promoted by this financial product as described below are systematically integrated throughout the investment process.

- **What are the binding elements of the investment strategy used to select the investments to attain each of the environmental or social characteristics promoted by this financial product?**

- The financial product shall comply with the RBC Policy by excluding companies involved in controversies due to poor practices related to human and labor rights, environment, and corruption, as well as



companies operating in sensitive sectors (tobacco, coal, controversial weapons, asbestos,...), as these companies are deemed to be in violation of international norms, or to cause unacceptable harm to society and/or the environment.

More information on the RBC Policy, and in particular criteria relating to sectoral exclusions, can be found on the website of the investment manager: Sustainability documents - BNPP AM Corporate English (<https://www.bnpparibas-am.com/sustainability-documents/>)

- The financial product shall have the weighted average ESG score of its portfolio higher than the weighted average ESG score of its investment universe, as defined in the Prospectus
- The financial product shall have at least 90% of its assets (excluding ancillary liquid assets) covered by the ESG analysis based on the ESG internal proprietary methodology
- The financial product shall invest at least 40% of its assets in 'sustainable investments' as defined in Article 2 (17) of the SFDR regulation. Criteria to qualify an investment as 'sustainable investment' are indicated in the above question 'What are the objectives of the sustainable investments that the financial product partially intends to make and does the sustainable investments contribute to such objectives' and the quantitative and qualitative thresholds are mentioned in the main part of the Prospectus

● **What is the committed minimum rate to reduce the scope of the investments considered prior to the application of that investment strategy?**

The financial product does not commit to a reduction of the scope of investments prior to the application of its investment strategy.

● **What is the policy to assess good governance practices of the investee companies?**

The ESG scoring framework assesses corporate governance through a core set of standard key performance indicators for all sectors supplemented by sector specific metrics. The governance metrics and indicators to assess good governance practices such as sound management structures, employee relations, remuneration of staff and tax compliance include but are not limited to:

- Separation of power (e.g. Split CEO/Chair)
- Board diversity
- Executive pay (remuneration policy)
- Board Independence, and key committees independence
- Accountability of directors
- Financial expertise of the Audit Committee
- Respect of shareholders rights and absence of antitakeover devices
- The presence of appropriate policies (i.e. Bribery and corruption, whistleblower)
- Tax disclosure
- An assessment of prior negative incidents relating to governance

The ESG analysis goes beyond the framework to look at a more qualitative assessment of how the insights from our ESG model are reflected in the culture and operations of investee companies. In some cases, the ESG analysts will conduct due diligence meetings to better understand the company's approach to corporate governance.

Good governance practices include sound management structures, employee relations, remuneration of staff and tax compliance.



What is the asset allocation planned for this financial product?

Asset allocation describes the share of investments in specific assets.

At least 80% of the investments of the financial product will be used to meet the environmental or social characteristics promoted, in accordance with the binding elements of the investment strategy of the financial product.

Taxonomy-aligned activities are expressed as a share of:

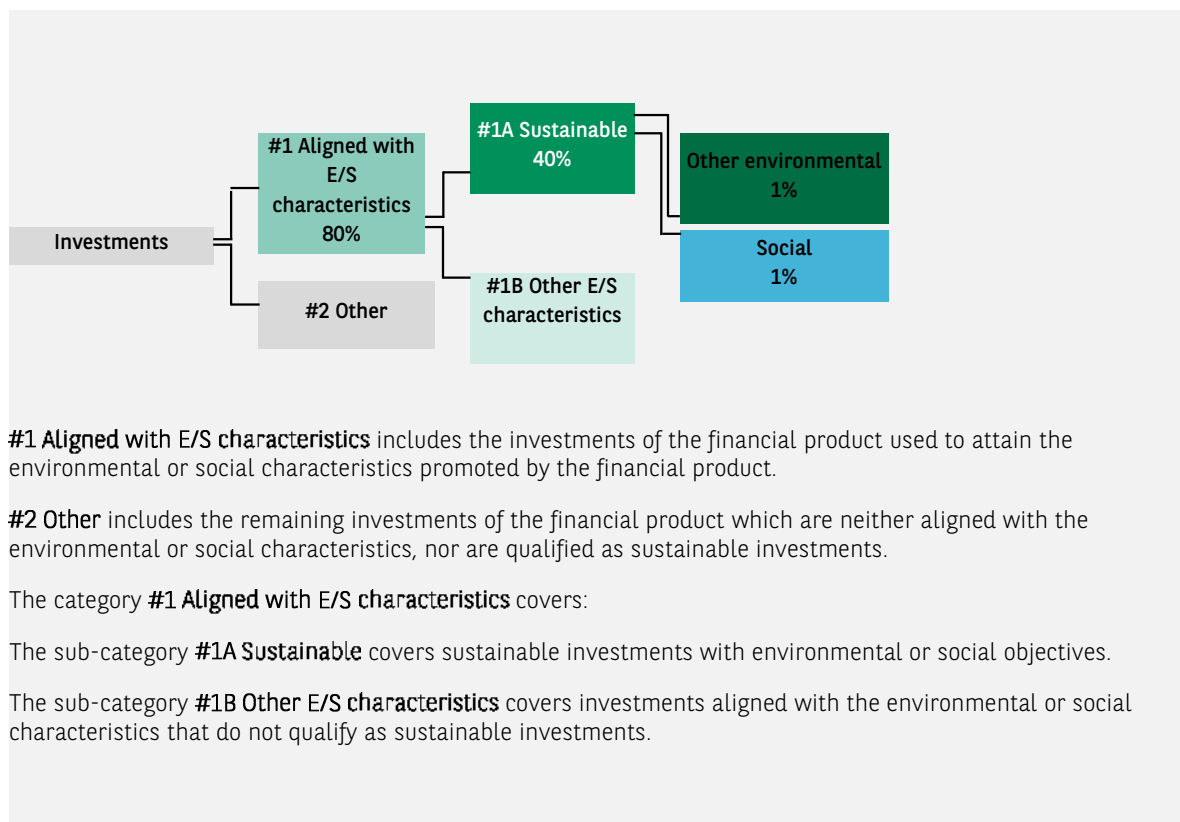
For the avoidance of doubt, such a proportion is solely a minimum and the exact percentage of the investments of the financial product that attained the promoted environmental or social characteristics will be available in the annual report.

The minimum proportion of sustainable investments of the financial product is 40%.

The remaining proportion of the investments is mainly used as described under the question: "What investments are included under "#2 Other", what is their purpose and are there any minimum environmental or social safeguards?"




- **turnover** reflecting the share of revenue from green activities of investee companies.
 - **capital expenditure** (CapEx) showing the green investments made by investee companies, e.g. for a transition to a green economy.
 - **operational expenditure** (OpEx) reflecting green operational activities of investee companies.



● **How does the use of derivatives attain the environmental or social characteristics promoted by the financial product?**

Financial derivative instruments may be used for efficient portfolio management, hedging and/or investment purposes, if applicable. These instruments are not used to attain the environmental or social characteristics promoted by the product.

 **To what minimum extent are sustainable investments with an environmental objective aligned with the EU Taxonomy?**

Not applicable

● **Does the financial product invest in fossil gas and/or nuclear energy related activities that comply with the EU Taxonomy¹?**

Yes

In fossil gas In Nuclear Energy

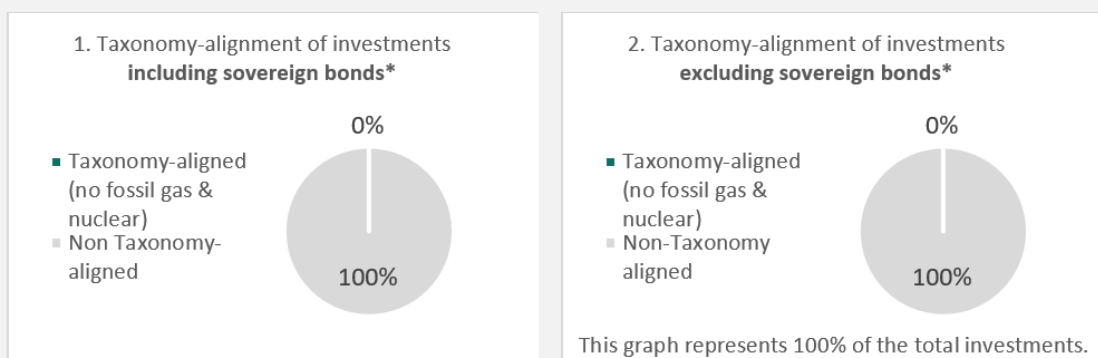
No

¹ -Fossil gas and/or nuclear related activities will only comply with the EU Taxonomy where they contribute to limiting climate change ("climate change mitigation") and do not significantly harm any EU Taxonomy objective - see explanatory note in the left hand margin. The full criteria for fossil gas and nuclear energy economic activities that comply with the EU Taxonomy are laid down in Commission Delegated Regulation (EU) 2022/1214.

To comply with the EU Taxonomy, the criteria for **fossil gas** include limitations on emissions and switching to renewable power or low-carbon fuels by the end of 2035. For **nuclear energy**, the criteria include comprehensive safety and waste management rules

Enabling activities directly enable other activities to make a substantial contribution to an environmental objective. **Transitional activities** are activities for which low-carbon alternatives are not yet available and among others have greenhouse gas emission levels corresponding to the best performance.

The two graphs below show in green the minimum percentage of investments that are aligned with the EU Taxonomy. As there is no appropriate methodology to determine the Taxonomy-alignment of sovereign bonds*, the first graph shows the Taxonomy-alignment in relation to all the investments of the financial product including sovereign bonds, while the second graph shows the Taxonomy-alignment only in relation to the investments of the financial product other than sovereign bonds.



* For the purpose of these graphs, 'sovereign bonds' consist of all sovereign exposures

● **What is the minimum share of investments in transitional and enabling activities?**

Not applicable

are sustainable investments with an environmental objective that **do not take into account the criteria** for environmentally sustainable economic activities under the EU Taxonomy.

● **What is the minimum share of sustainable investments with an environmental objective that are not aligned with the EU Taxonomy?**

The minimum share of sustainable investments with an environmental objective that are not aligned with the EU Taxonomy is 1%.

The minimum share is intentionally low as the objective of the investment manager is not to prevent the product from investing in taxonomy-aligned activities within the framework of the investment strategy of the product.

The Management Company is improving its Taxonomy-alignment data collection to ensure the accuracy and suitability of its Taxonomy sustainability-related disclosures. In the meantime, the financial product will invest in sustainable investments with an environmental objective that are not aligned with the EU Taxonomy.

● **What is the minimum share of socially sustainable investments?**

The minimum share of socially sustainable investments within the financial product is 1%.

● **What investments are included under '#2 Other', what is their purpose and are there any minimum environmental or social safeguards?**

The remaining proportion of the investments may include :

- The proportion of assets that are not used to meet the environmental or social characteristics promoted by the financial product. These assets are used for investment purposes, or
- Instruments which are mainly used for liquidity, efficient portfolio management, and/or hedging purposes, notably cash, deposits and derivatives

In any case, the investment manager will ensure that those investments are made while maintaining the

improvement of the ESG profile of the financial product. In addition, those investments are made in compliance with our internal processes, including the following minimum environmental or social safeguards:

- The risk management policy. The risk management policy comprises procedures as are necessary to enable the management company to assess for each financial product it manages the exposure of that product to market, liquidity, sustainability and counterparty risks. And

- The RBC policy, where applicable, through the exclusion of companies involved in controversies due to poor practices related to human and labour rights, environment, and corruption, as well as companies operating in sensitive sectors (tobacco, coal, controversial weapons, asbestos,...), as these companies are deemed to be in violation of international norms, or to cause unacceptable harm to society and/or the environment



Is a specific index designated as a reference benchmark to determine whether this financial product is aligned with the environmental and/or social characteristics that it promotes?

Reference benchmarks are indexes to measure whether the financial product attains the environmental or social characteristics that they promote.

No reference benchmark has been designated for the purpose of attaining the environmental or social characteristics promoted by the financial product.

- **How is the reference benchmark continuously aligned with each of the environmental or social characteristics promoted by the financial product?**

Not applicable

- **How is the alignment of the investment strategy with the methodology of the index ensured on a continuous basis?**

Not applicable

- **How does the designated index differ from a relevant broad market index?**

Not applicable

- **Where can the methodology used for the calculation of the designated index be found?**

Not applicable



Where can I find more product specific information online?

More product-specific information can be found on the website: <https://www.bnpparibas-am.com/> after choosing the relevant country and directly in the section 'Sustainability-related disclosures' dedicated to the product.

Template pre-contractual disclosure for the financial products referred to in Article 8, paragraphs 1, 2 and 2a, of Regulation (EU) 2019/2088 and Article 6, first paragraph, of Regulation (EU) 2020/852

Sustainable investment means an investment in an economic activity that contributes to an environmental or social objective, provided that the investment does not significantly harm any environmental or social objective and that the investee companies follow good governance practices.

The **EU Taxonomy** is a classification system laid down in Regulation (EU) 2020/852, establishing a list of **environmentally sustainable economic activities**. That Regulation does not lay down a list of socially sustainable economic activities. Sustainable investments with an environmental objective might be aligned with the Taxonomy or not.

Product name : **BNP PARIBAS FUNDS EURO CORPORATE BOND OPPORTUNITIES**

Legal Entity Identifier : 2138009G2CHQVP5IN768

Environmental and/or social characteristics

Does this financial product have a sustainable investment objective?	
<input checked="" type="radio"/> <input type="radio"/> Yes	<input checked="" type="radio"/> <input type="radio"/> No
<input type="checkbox"/> It will make a minimum of sustainable investments with an environmental objective: ____% <input type="checkbox"/> in economic activities that qualify as environmentally sustainable under the EU Taxonomy <input type="checkbox"/> in economic activities that do not qualify as environmentally sustainable under the EU Taxonomy <input type="checkbox"/> It will make a minimum of sustainable investments with a social objective: ____%	<input checked="" type="checkbox"/> It promotes Environmental/Social (E/S) characteristics and while it does not have as its objective a sustainable investment, it will have a minimum proportion of 25% of sustainable investments <input type="checkbox"/> with an environmental objective in economic activities that qualify as environmentally sustainable under the EU Taxonomy <input checked="" type="checkbox"/> with an environmental objective in economic activities that do not qualify as environmentally sustainable under the EU Taxonomy <input checked="" type="checkbox"/> with a social objective <input type="checkbox"/> It promotes E/S characteristics, but will not make any sustainable investments



What environmental and/or social characteristics are promoted by this financial product?

The financial product promotes environmental and social characteristics by assessing underlying investments against Environmental, Social, and Governance (ESG) criteria using an ESG internal proprietary methodology, and by investing in issuers that demonstrate good environmental, social and governance practices.

Corporate issuers

The investment strategy selects:

Corporate issuers with good or improving ESG practices within their sector of activity. The ESG performance of an issuer is evaluated against a combination of environmental, social and governance factors which include but are

not limited to:

- Environmental: energy efficiency, reduction of emissions of greenhouse gases (GHG), treatment of waste
- Social: respect of human rights and workers' rights, human resources management (workers' health and safety, diversity)
- Governance: Board of Directors independence, managers' remuneration, respect of minority shareholders rights

The exclusion criteria are applied with regard to issuers that are in violation of international norms and convention, or operate in sensitive sectors as defined by the Responsible Business Conduct Policy (RBC Policy).

Sovereign issuers

The investment strategy selects sovereign issuers based on their performance across the environmental, social and governance pillars. The ESG performance of each country is assessed using an internal Sovereign ESG methodology that focuses on measuring governments' efforts to produce and preserve assets, goods, and services with high ESG values, according to their level of economic development. This involves evaluation of a country against a combination of environmental, social and governance factors, which include but not limited to:

- Environmental: climate mitigation, biodiversity, energy efficiency, land resources, pollution
- Social: life conditions, economic inequality, education, employment, health infrastructure, human capital
- Governance: business rights, corruption, democratic life, political stability, security

BNP Paribas Asset Management's Global Sustainability Strategy places a strong emphasis on combatting climate change. Therefore, given the importance of sovereigns in addressing climate change, the internal Sovereign ESG methodology includes an additional scoring component that captures the country's contribution to progress towards the net-zero goals set out in the Paris Agreement. This additional scoring component reflects countries' commitment to future targets balanced by their current policies and their forward-looking physical climate risk exposure. It combines temperature alignment methodology for determining national contributions to climate change with an assessment of the laws and policies countries have in place for addressing climate change.

The investment manager also applies the BNP Paribas Group's sensitive countries framework, which includes restrictive measures on certain countries and/or activities that are considered as being particularly exposed to money laundering and terrorism financing related risks.

Furthermore, the investment manager promotes better environmental and social outcomes through engagement with issuers and the exercise of voting rights according to the Stewardship policy, where applicable.

No reference benchmark has been designated for the purpose of attaining the environmental or social characteristics promoted by the financial product.

● What sustainability indicators are used to measure the attainment of each of the environmental or social characteristics promoted by this financial product?

The following sustainability indicators are used to measure the attainment of the environmental and social characteristics promoted by the financial product:

- The percentage of the portfolio compliant with the RBC Policy
- The percentage of the portfolio covered by ESG analysis based on the ESG internal proprietary methodology
- The weighted average ESG score of the portfolio compared to the weighted average ESG score of its investment universe, as defined in the Prospectus
- The percentage of the financial product's portfolio invested in 'sustainable investments' as defined in Article 2 (17) of the SFDR regulation

Sustainability indicators measure how the environmental or social characteristics promoted by the financial product are attained.



● **What are the objectives of the sustainable investments that the financial product partially intends to make and how does the sustainable investment contribute to such objectives?**

The objectives of the sustainable investments made by the financial product are to finance companies that contribute to environmental and/or social objectives through their products and services, as well as their sustainable practices.

The internal methodology, as defined in the main part of the Prospectus, integrates several criteria into its definition of sustainable investments that are considered to be core components to qualify a company as sustainable. These criteria are complementary to each other. In practice, a company must meet at least one of the criteria described below in order to be considered as contributing to an environmental or social objective:

1. A company with an economic activity aligned with the EU Taxonomy objectives. A company can be qualified as sustainable investment in case it has more than 20% of its revenues aligned with the EU Taxonomy. A company qualifying as sustainable investment through this criteria can for example contribute to the following environmental objectives: sustainable forestry, environmental restoration, sustainable manufacturing, renewable energy, water supply, sewerage, waste management and remediation, sustainable transportation, sustainable buildings, sustainable information and technology, scientific research for sustainable development;

2. A company with an economic activity contributing to one or more United Nations Sustainable Development goals (UN SDG) targets. A company can be qualified as sustainable investment in case it has more than 20% of its revenues aligned with the SDGs and less than 20% of its revenues misaligned with the UN SDGs. A company qualifying as sustainable investment through this criteria can for example contribute to the following objectives:

a. Environmental: sustainable agriculture, sustainable management of water and sanitation, sustainable and modern energy, sustainable economic growth, sustainable infrastructure, sustainable cities, sustainable consumption and production patterns, fight against climate change, conservation and sustainable use of oceans, seas and marine resources, protection, restoration and sustainable use of terrestrial ecosystems, sustainable management of forests, fight against desertification, land degradation and biodiversity loss;

b. Social: no poverty, zero hunger, food security, healthy lives and well-being at all ages, inclusive and equitable quality education and lifelong learning opportunities, gender equality, women and girls empowerment, availability of water and sanitation, access to affordable, reliable and modern energy, inclusive and sustainable economic growth, full and productive employment and decent work, resilient infrastructure, inclusive and sustainable industrialization, reduced inequality, inclusive, safe and resilient cities and human settlements, peaceful and inclusive societies, access to justice and effective, accountable and inclusive institutions, global partnership for sustainable development.

3. A company operating in a high GHG emission sector that is transitioning its business model to align with the objective of maintaining the global temperature rise below 1.5°C. A company qualifying as sustainable investment through this criteria can for example contribute to the following environmental objectives: GHG emissions reduction, fight against climate change;

4. A company with best-in-class environmental or social practices compared to its peers within the relevant sector and geographical region. The E or S best performer assessment is based on the BNPP AM ESG scoring methodology. The methodology scores companies and assesses them against a peer group comprising companies in comparable sectors and geographical regions. A company with a contribution score above 10 on the Environmental or Social pillar qualifies as best performer. A company qualifying as sustainable investment through this criteria can for example contribute to the following objectives:

a. Environmental: fight against climate change, environmental risk management, sustainable management of natural resources, waste management, water management, GHG emissions reduction, renewable energy, sustainable agriculture, green infrastructure;

b. Social: health and safety, human capital management, good external stakeholder management (supply chain, contractors, data), business ethics preparedness, good corporate governance.

Green bonds, social bonds and sustainability bonds issued to support specific environmental and/or social projects are also qualified as sustainable investments provided that these debt securities receive an investment recommendation 'POSITIVE' or 'NEUTRAL' from the Sustainability Center following the issuer and underlying project assessment based on a proprietary Green/Social/Sustainability Bond Assessment methodology.

Companies identified as a sustainable investment should not significantly harm any other environmental or social objectives (the Do No Significant Harm 'DNSH' principle) and should follow good governance practices. BNP Paribas Asset Management (BNPP AM) uses its proprietary methodology to assess all companies against these requirements.

More information on the internal methodology can be found on the website of the investment manager: <https://docfinder.bnpparibas-am.com/api/files/14787511-CB33-49FC-B9B5-7E934948BE63>

Principal adverse impacts are the most significant negative impacts of investment decisions on sustainability factors relating to environmental, social and employee matters, respect for human rights, anti-corruption and anti-bribery matters.

● **How do the sustainable investments that the financial product partially intends to make, not cause significant harm to any environmental or social sustainable investment objective?**

Sustainable investments that the product partially intends to make should not significantly harm any environmental or social objective (DNSH Principle). In this respect, the investment manager commits to consider principal adverse impacts on sustainability factors by taking into account indicators for adverse impacts as defined in SFDR, and to not invest in companies that do not meet their fundamental obligations in line with the OECD Guidelines and the UN Guiding Principles on Business and Human Rights.

How have the indicators for adverse impacts on sustainability factors been taken into account?

The investment manager ensures that throughout its investment process, the financial product takes into all the account principal all the adverse impact indicators that are relevant to its investment strategy to select the sustainable investments that the financial product partially intends to make by systematically implementing the sustainable investment pillars defined in the BNP Paribas Asset Management Global Sustainability Strategy (GSS) into its investment process : RBC policy, ESG integration guidelines, Stewardship, the forward-looking vision the '3Es' (Energy transition, Environmental sustainability, Equality & Inclusive Growth).

The RBC policy establishes a common framework across investments and economic activities that help identify industries and behaviours presenting a high risk of adverse impacts in violation of international norms. As part of the RBC Policy, sector policies provide a tailored approach to identify and prioritize principal adverse impacts based on the nature of the economic activity, and in many cases, the geography in which these economic activities take place.

The ESG Integration Guidelines includes a series of commitments, which are material to consideration of principal adverse sustainability impacts, and guides the internal ESG integration process. The proprietary ESG scoring framework includes an assessment of a number of adverse sustainability impacts caused by companies in which we invest. Outcome of this assessment may impact the valuation models as well as the portfolio construction depending on the severity and materiality of adverse impacts identified.

Thus, the Investment Manager considers principal adverse sustainability impacts throughout the investment process through the use of the internal ESG scores and construction of the portfolio with an improved ESG profile compared to its investment universe.

The Forward-looking perspective defines a set of objectives and developed performance indicators to measure how the researches, portfolios and commitments are aligned on three issues, the '3Es' (Energy transition, Environmental sustainability, Equality & inclusive growth) and thus support investment processes.

Furthermore, the Stewardship team regularly identifies adverse impacts through ongoing research, collaboration with other long-term investors, and dialogue with NGOs and other experts.

As regards the sustainable investments that the financial product intends to make, the following principal adverse sustainability impacts are taken into account:

Corporate mandatory indicators:

1. GreenHouse Gas (GHG) Emissions

2. Carbon footprint
3. GHG intensity of investee companies
4. Exposure to companies active in the fossil fuel sector
5. Share of non-renewable energy consumption and production
6. Energy consumption intensity per high impact climate sector
7. Activities negatively affecting biodiversity sensitive areas
8. Emissions to water
9. Hazardous waste ratio
10. Violations of UN Global Compact principles and Organisation for Economic Cooperation and Development (OECD) Guidelines for Multinational Enterprises
11. Lack of processes and compliance mechanisms to monitor compliance with UN Global Compact principles and OECD Guidelines for Multinational Enterprises
12. Unadjusted gender pay gap
13. Board gender diversity
14. Exposure to controversial weapons (anti-personnel mines, cluster munitions, chemical weapons and biological weapons)

Corporate voluntary indicators:

Environment

4. Investments in companies without carbon emission reduction initiatives

Social

4. Lack of a supplier code of conduct
9. Lack of a human rights policy

Sovereign mandatory indicator:

15. GHG intensity
16. Investee countries subject to social violations

More detailed information on the manner in which principal adverse impacts on sustainability factors are considered can be found in the BNP PARIBAS ASSET MANAGEMENT SFDR disclosure statement:

<https://docfinder.bnpparibas-am.com/api/files/874ADAE2-3EE7-4AD4-B0ED-84FC06E090BF>

In addition, information on how the principal adverse impacts on sustainability factors have been considered over the year will be available in the annual report of the financial product.

How are the sustainable investments aligned with the OECD Guidelines for Multinational Enterprises and the UN Guiding Principles on Business and Human Rights?

The investment universe of the financial product is periodically screened with a view to identify issuers that are potentially in violation or at risk of violation of the UN Global Compact Principles, OECD Guidelines for Multinational Enterprises and UN Guiding Principles on Business & Human Rights, including the principles and rights set out in the eight fundamental conventions identified in the Declaration of the International Labour Organisation on Fundamental Principles and Rights at Work and the International Bill of Human Rights. This assessment is conducted within the BNPP AM Sustainability Centre on the basis of internal analysis and information provided by external experts, and in consultation with BNP Paribas Group CSR Team. If an issuer is found to be in serious and repeated violations of any of the principles, it will be placed on an 'exclusion list' and will not be available for investment. Existing investments should be divested from the portfolio according to an internal procedure. If an issuer is at risk of violating any of the principles, it is placed on a 'watch list' monitored, as appropriate.

The EU Taxonomy sets out a 'do not significant harm' principle by which Taxonomy-aligned investments should not significantly harm EU Taxonomy objectives and is accompanied by specific EU criteria.

The 'do no significant harm' principle applies only to those investments underlying the financial product that take into account the EU criteria for environmentally sustainable economic activities. The investments underlying the remaining portion of this financial product do not take into account the EU criteria for environmentally sustainable economic activities.

Any other sustainable investments must also not significantly harm any environmental or social objectives.





Does this financial product consider principal adverse impacts on sustainability factors?

Yes

The product considers principal adverse impacts on sustainability factors by systematically implementing the sustainable investment pillars defined in the GSS into its investment process. These pillars are covered by firm-wide policies that set criteria to identify, consider and prioritise as well as address or mitigate adverse sustainability impacts caused by issuers.

The RBC policy establishes a common framework across investments and economic activities that help identify industries and behaviours presenting a high risk of adverse impacts in violation of international norms. As part of the RBC Policy, sector policies provide a tailored approach to identify and prioritize principal adverse impacts based on the nature of the economic activity, and in many cases, the geography in which these economic activities take place.

The ESG Integration Guidelines includes a series of commitments, which are material to consideration of principal adverse sustainability impacts, and guides the internal ESG integration process. The proprietary ESG scoring framework includes an assessment of a number of adverse sustainability impacts caused by companies in which we invest. Outcome of this assessment may impact the valuation models as well as the portfolio construction depending on the severity and materiality of adverse impacts identified.

Thus, the Investment Manager considers principal adverse sustainability impacts throughout the investment process through the use of the internal ESG scores and construction of the portfolio with an improved ESG profile compared to its investment universe.

The Forward-looking perspective defines a set of objectives and developed performance indicators to measure how the researches, portfolios and commitments are aligned on three issues, the '3Es' (Energy transition, Environmental sustainability, Equality & inclusive growth) and thus support investment processes.

Furthermore, the Stewardship team regularly identifies adverse impacts through ongoing research, collaboration with other long-term investors, and dialogue with NGOs and other experts.

Actions to address or mitigate principal adverse sustainability impacts depend on the severity and materiality of these impacts. These actions are guided by the RBC Policy, ESG Integration Guidelines, and Engagement and Voting Policy which include the following provisions :

- Exclusion of issuers that are in violation of international norms and conventions and issuers that are involved in activities presenting an unacceptable risk to society and/or the environment
- Engagement with issuers with the aim of encouraging them to improve their environmental, social and governance practices and, thus, mitigate potential adverse impacts
- In case of equity holdings, voting at Annual General Meetings of companies the portfolio is invested in to promote good governance and advance environmental and social issues
- Ensuring all securities included in the portfolio have supportive ESG research
- Managing portfolios so that their aggregate ESG score is better than the relevant benchmark or universe

Based on the above approach, and depending on the composition of the financial product's portfolio (i.e. the type of issuer), the financial product considers and addresses or mitigates the following principal adverse sustainability impacts:

Corporate mandatory indicators:

1. GreenHouse Gas (GHG) Emissions
2. Carbon footprint
3. GHG intensity of investee companies
4. Exposure to companies active in the fossil fuel sector
5. Share of non-renewable energy consumption and production
6. Energy consumption intensity per high impact climate sector



7. Activities negatively affecting biodiversity sensitive areas
8. Emissions to water
9. Hazardous waste ratio
10. Violations of UN Global Compact principles and Organisation for Economic Cooperation and Development (OECD) Guidelines for Multinational Enterprises
11. Lack of processes and compliance mechanisms to monitor compliance with UN Global Compact principles and OECD Guidelines for Multinational Enterprises
12. Unadjusted gender pay gap
13. Board gender diversity
14. Exposure to controversial weapons (anti-personnel mines, cluster munitions, chemical weapons and biological weapons)

Corporate voluntary indicators:

Environment

4. Investments in companies without carbon emission reduction initiatives

Social

4. Lack of a supplier code of conduct
9. Lack of a human rights policy

Sovereign mandatory indicator:

15. GHG intensity
16. Investee countries subject to social violations

More detailed information on the manner in which principal adverse impacts on sustainability factors are considered can be found in the BNP PARIBAS ASSET MANAGEMENT SFDR disclosure statement: <https://docfinder.bnpparibas-am.com/api/files/874ADAE2-3EE7-4AD4-BOED-84FC06E090BF>
In addition, information on how the principal adverse impacts on sustainability factors have been considered over the year will be available in the annual report of the financial product.

No



What investment strategy does this financial product follow?

The investment strategy guides investment decisions based on factors such as investment objectives and risk tolerance.

To achieve the investment objective of the financial product, the investment manager takes into account at each step of its investment process the Environmental, Social and Governance (ESG) criteria that the financial product promotes.

The investment universe of the financial product is thoroughly screened with a view to identify issuers that are in violation of the UN Global Compact Principles, OECD Guidelines for Multinational Enterprises and UN Guiding Principles on Business & Human Rights.

Then the Investment Manager integrates ESG ratings and criteria into the assessment of issuers. ESG ratings are built by BNP Paribas Asset Management's Sustainability Centre using a proprietary ESG methodology.

The investment manager constantly integrates the binding elements of the investment strategy described in the question below to construct an investment portfolio with an improved ESG profile compared to its investment universe.

Environmental, social and governance (ESG) criteria contribute to, but are not a determining factor in, the manager's decision-making.

The elements of the investment strategy to attain the environmental or social characteristics promoted by this financial product as described below are systematically integrated throughout the investment process.

- **What are the binding elements of the investment strategy used to select the investments to attain each of the environmental or social characteristics promoted by this financial product?**

- The financial product shall comply with the RBC Policy by excluding companies involved in controversies due to poor practices related to human and labor rights, environment, and corruption, as well as



companies operating in sensitive sectors (tobacco, coal, controversial weapons, asbestos,...), as these companies are deemed to be in violation of international norms, or to cause unacceptable harm to society and/or the environment.

More information on the RBC Policy, and in particular criteria relating to sectoral exclusions, can be found on the website of the investment manager: Sustainability documents - BNPP AM Corporate English (<https://www.bnpparibas-am.com/sustainability-documents/>)

- The financial product shall have the weighted average ESG score of its portfolio higher than the weighted average ESG score of its investment universe, as defined in the Prospectus
- The financial product shall have at least 90% of its assets (excluding ancillary liquid assets) covered by the ESG analysis based on the ESG internal proprietary methodology
- The financial product shall invest at least 25% of its assets in 'sustainable investments' as defined in Article 2 (17) of the SFDR regulation. Criteria to qualify an investment as 'sustainable investment' are indicated in the above question 'What are the objectives of the sustainable investments that the financial product partially intends to make and does the sustainable investments contribute to such objectives' and the quantitative and qualitative thresholds are mentioned in the main part of the Prospectus

● **What is the committed minimum rate to reduce the scope of the investments considered prior to the application of that investment strategy?**

The financial product does not commit to a reduction of the scope of investments prior to the application of its investment strategy.

● **What is the policy to assess good governance practices of the investee companies?**

The ESG scoring framework assesses corporate governance through a core set of standard key performance indicators for all sectors supplemented by sector specific metrics. The governance metrics and indicators to assess good governance practices such as sound management structures, employee relations, remuneration of staff and tax compliance include but are not limited to:

- Separation of power (e.g. Split CEO/Chair)
- Board diversity
- Executive pay (remuneration policy)
- Board Independence, and key committees independence
- Accountability of directors
- Financial expertise of the Audit Committee
- Respect of shareholders rights and absence of antitakeover devices
- The presence of appropriate policies (i.e. Bribery and corruption, whistleblower)
- Tax disclosure
- An assessment of prior negative incidents relating to governance

The ESG analysis goes beyond the framework to look at a more qualitative assessment of how the insights from our ESG model are reflected in the culture and operations of investee companies. In some cases, the ESG analysts will conduct due diligence meetings to better understand the company's approach to corporate governance.

Good governance practices include sound management structures, employee relations, remuneration of staff and tax compliance.



What is the asset allocation planned for this financial product?

Asset allocation describes the share of investments in specific assets.

At least 80% of the investments of the financial product will be used to meet the environmental or social characteristics promoted, in accordance with the binding elements of the investment strategy of the financial product.


Taxonomy-aligned activities are expressed as a share of:

For the avoidance of doubt, such a proportion is solely a minimum and the exact percentage of the investments of the financial product that attained the promoted environmental or social characteristics will be available in the annual report.

The minimum proportion of sustainable investments of the financial product is 25%.

The remaining proportion of the investments is mainly used as described under the question: "What investments are included under "#2 Other", what is their purpose and are there any minimum environmental or social safeguards?"

- **turnover** reflecting the share of revenue from green activities of investee companies.
 - **capital expenditure** (CapEx) showing the green investments made by investee companies, e.g. for a transition to a green economy.
 - **operational expenditure** (OpEx) reflecting green operational activities of investee companies.



● **How does the use of derivatives attain the environmental or social characteristics promoted by the financial product?**

Financial derivative instruments may be used for efficient portfolio management, hedging and/or investment purposes, if applicable. These instruments are not used to attain the environmental or social characteristics promoted by the product.



To what minimum extent are sustainable investments with an environmental objective aligned with the EU Taxonomy?

Not applicable

● **Does the financial product invest in fossil gas and/or nuclear energy related activities that comply with the EU Taxonomy¹?**

Yes

In fossil gas In Nuclear Energy

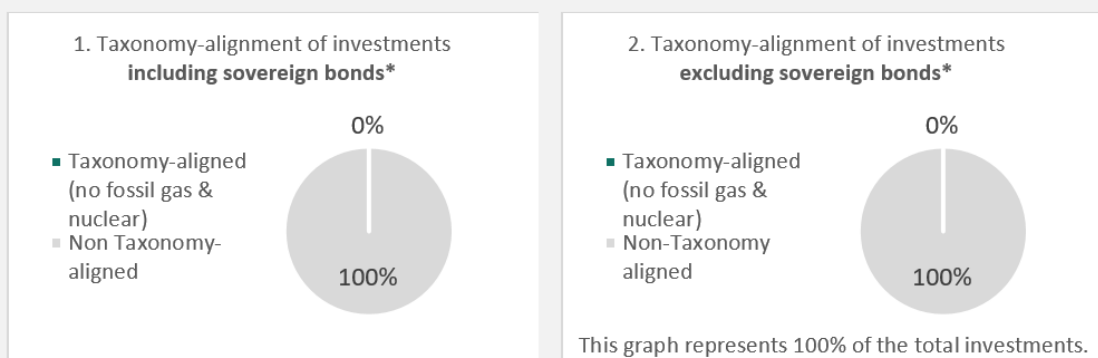
No

¹ -Fossil gas and/or nuclear related activities will only comply with the EU Taxonomy where they contribute to limiting climate change ("climate change mitigation") and do not significantly harm any EU Taxonomy objective - see explanatory note in the left hand margin. The full criteria for fossil gas and nuclear energy economic activities that comply with the EU Taxonomy are laid down in Commission Delegated Regulation (EU) 2022/1214.

To comply with the EU Taxonomy, the criteria for **fossil gas** include limitations on emissions and switching to renewable power or low-carbon fuels by the end of 2035. For **nuclear energy**, the criteria include comprehensive safety and waste management rules.

Enabling activities directly enable other activities to make a substantial contribution to an environmental objective. **Transitional activities** are activities for which low-carbon alternatives are not yet available and among others have greenhouse gas emission levels corresponding to the best performance.

The two graphs below show in green the minimum percentage of investments that are aligned with the EU Taxonomy. As there is no appropriate methodology to determine the Taxonomy-alignment of sovereign bonds*, the first graph shows the Taxonomy-alignment in relation to all the investments of the financial product including sovereign bonds, while the second graph shows the Taxonomy-alignment only in relation to the investments of the financial product other than sovereign bonds.



* For the purpose of these graphs, 'sovereign bonds' consist of all sovereign exposures

● **What is the minimum share of investments in transitional and enabling activities?**

Not applicable

are sustainable investments with an environmental objective that **do not take into account the criteria** for environmentally sustainable economic activities under the EU Taxonomy.

● **What is the minimum share of sustainable investments with an environmental objective that are not aligned with the EU Taxonomy?**

The minimum share of sustainable investments with an environmental objective that are not aligned with the EU Taxonomy is 1%.

The minimum share is intentionally low as the objective of the investment manager is not to prevent the product from investing in taxonomy-aligned activities within the framework of the investment strategy of the product.

The Management Company is improving its Taxonomy-alignment data collection to ensure the accuracy and suitability of its Taxonomy sustainability-related disclosures. In the meantime, the financial product will invest in sustainable investments with an environmental objective that are not aligned with the EU Taxonomy.

● **What is the minimum share of socially sustainable investments?**

The minimum share of socially sustainable investments within the financial product is 1%.

● **What investments are included under '#2 Other', what is their purpose and are there any minimum environmental or social safeguards?**

The remaining proportion of the investments may include :

- The proportion of assets that are not used to meet the environmental or social characteristics promoted by the financial product. These assets are used for investment purposes, or
- Instruments which are mainly used for liquidity, efficient portfolio management, and/or hedging purposes, notably cash, deposits and derivatives

In any case, the investment manager will ensure that those investments are made while maintaining the

improvement of the ESG profile of the financial product. In addition, those investments are made in compliance with our internal processes, including the following minimum environmental or social safeguards:

- The risk management policy. The risk management policy comprises procedures as are necessary to enable the management company to assess for each financial product it manages the exposure of that product to market, liquidity, sustainability and counterparty risks. And

- The RBC policy, where applicable, through the exclusion of companies involved in controversies due to poor practices related to human and labour rights, environment, and corruption, as well as companies operating in sensitive sectors (tobacco, coal, controversial weapons, asbestos,...), as these companies are deemed to be in violation of international norms, or to cause unacceptable harm to society and/or the environment



Is a specific index designated as a reference benchmark to determine whether this financial product is aligned with the environmental and/or social characteristics that it promotes?

Reference benchmarks are indexes to measure whether the financial product attains the environmental or social characteristics that they promote.

No reference benchmark has been designated for the purpose of attaining the environmental or social characteristics promoted by the financial product.

- **How is the reference benchmark continuously aligned with each of the environmental or social characteristics promoted by the financial product?**

Not applicable

- **How is the alignment of the investment strategy with the methodology of the index ensured on a continuous basis?**

Not applicable

- **How does the designated index differ from a relevant broad market index?**

Not applicable

- **Where can the methodology used for the calculation of the designated index be found?**

Not applicable



Where can I find more product specific information online?

More product-specific information can be found on the website: <https://www.bnpparibas-am.com/> after choosing the relevant country and directly in the section 'Sustainability-related disclosures' dedicated to the product.

Template pre-contractual disclosure for the financial products referred to in Article 9, paragraphs 1 to 4a, of Regulation (EU) 2019/2088 and Article 5, first paragraph, of Regulation (EU) 2020/852

Product name: BNP Paribas Funds Euro Corporate Green Bond

Legal entity identifier: 213800UZJDO4EXZMR554

Sustainable investment means an investment in an economic activity that contributes to an environmental or social objective, provided that the investment does not significantly harm any environmental or social objective and that the investee companies follow good governance practices.

The **EU Taxonomy** is a classification system laid down in Regulation (EU) 2020/852, establishing a list of **environmentally sustainable economic activities**. That Regulation does not include a list of socially sustainable economic activities. Sustainable investments with an environmental objective might be aligned with the Taxonomy or not.

SUSTAINABLE INVESTMENT OBJECTIVE

Does this financial product have a sustainable investment objective?

●● ✘ Yes	●○ □ No
<input checked="" type="checkbox"/> It will make a minimum of sustainable investments with an environmental objective: 80% <ul style="list-style-type: none"> <input checked="" type="checkbox"/> in economic activities that qualify as environmentally sustainable under the EU Taxonomy <input checked="" type="checkbox"/> in economic activities that do not qualify as environmentally sustainable under the EU Taxonomy 	<input type="checkbox"/> It promotes Environmental/Social (E/S) characteristics and while it does not have as its objective a sustainable investment, it will have a minimum proportion of ___% of sustainable investments <ul style="list-style-type: none"> <input type="checkbox"/> with an environmental objective in economic activities that qualify as environmentally sustainable under the EU Taxonomy <input type="checkbox"/> with an environmental objective in economic activities that do not qualify as environmentally sustainable under the EU Taxonomy <input type="checkbox"/> with a social objective
<input type="checkbox"/> It will make a minimum of sustainable investments with a social objective: ___%	<input type="checkbox"/> It promotes E/S characteristics, but will not make any sustainable investments



What is the sustainable investment objective of this financial product?

The sustainable investment objective of the BNP Paribas Euro Corporate Green Bond fund is to allocate capital to new and existing projects with environmental benefits by investing in green bonds issued by corporate, supranational, sovereign agencies, local entities and/or governments to finance environmentally sound and sustainable projects that foster a net-zero emissions economy and protect the environment.

The eligible green projects categories include, but are not limited to:

- Renewable energy (including production, transmission, appliances and products);
- Energy efficiency (such as in new and refurbished buildings, energy storage, district heating, smart grids, appliances and products);
- Clean transportation (such as electric, hybrid, public, rail, non-motorized, multi-modal transportation, infrastructure for clean energy vehicles and reduction of harmful emissions);

- Solutions to climate change (including efforts to make infrastructure more resilient to impacts of climate change, as well as information support systems, such as climate observation and early warning systems);
- Green buildings that meet regional, national or internationally recognized standards or certifications for environmental performance.

The selected green bonds should comply with the principles formulated by the International Capital Market Association and receive a “POSITIVE” or “NEUTRAL” investment recommendation from the Sustainability Center following the issuer and underlying project assessment based on a proprietary Green/Social/Sustainability Bond Assessment methodology.

Sustainable investments underlying the financial product contribute to the environmental objectives set out in Article 9 of Regulation (EU) 2020/852: climate change mitigation, climate change adaptation, the sustainable use and protection of water and marine resources, the transition to a circular economy, pollution prevention and control and/or the protection and restoration of biodiversity and ecosystems.

No reference benchmark has been designated for the purpose of attaining the sustainable investment objective of the financial product.

● ***What sustainability indicators are used to measure the attainment of the sustainable investment objective of this financial product?***

The following sustainability indicators are used to measure the attainment of the sustainable investment objective promoted by the financial product:

- The percentage of the financial product’s portfolio compliant with the RBC Policy;
- The percentage of the financial product’s portfolio covered by the ESG analysis based on the ESG internal proprietary methodology ;
- The percentage of the financial product’s portfolio invested in green bonds compliant with the principles formulated by the International Capital Market Association and having a “POSITIVE” or “NEUTRAL” investment recommendation from the Sustainability Center;
- The percentage of the financial product’s portfolio invested in “sustainable investments” as defined in Article 2 (17) of the SFDR;
- The percentage of the financial product’s portfolio aggregate Revenue which is “EU Taxonomy Aligned” as defined by Regulation (EU) 2020/852.

● ***How do sustainable investments not cause significant harm to any environmental or social sustainable investment objective?***

Sustainable investments that the product partially intends to make should not significantly harm any environmental or social objective (DNSH Principle). In this respect, the investment manager commits to consider principal adverse impacts on sustainability factors by taking into account indicators for adverse impacts as defined in SFDR, and to not invest in companies that do not meet their fundamental obligations in line with the OECD Guidelines and the UN Guiding Principles on Business and Human Rights.

— — ***How have the indicators for adverse impacts on sustainability factors been taken into account?***

The investment manager ensures that throughout its investment process, the financial product takes into account principal adverse impact indicators that are relevant to its investment strategy to select the sustainable investments that the financial product partially intends to make by systematically implementing the sustainable investment pillars defined in the BNP Paribas Asset Management Global Sustainability Strategy (GSS) into its investment process; RBC policy, ESG integration guidelines, Stewardship, the forward-looking vision – the ‘3Es’ (Energy transition, Environmental sustainability, Equality & Inclusive Growth).

Sustainability indicators measure how the sustainable objectives of this financial product are attained.

Principal adverse impacts are the most significant negative impacts of investment decisions on sustainability factors relating to environmental, social and employee matters, respect for human rights, anti-corruption and anti-bribery matters.

The RBC policy establishes a common framework across investments and economic activities that help identify industries and behaviours presenting a high risk of adverse impacts in violation of international norms. As part of the RBC Policy, sector policies provide a tailored approach to identify and prioritize principal adverse impacts based on the nature of the economic activity, and in many cases, the geography in which these economic activities take place.

The ESG Integration Guidelines includes a series of commitments, which are material to consideration of principal adverse sustainability impacts, and guides the internal ESG integration process. The proprietary ESG scoring framework includes an assessment of a number of adverse sustainability impacts caused by companies in which we invest. Outcome of this assessment may impact the valuation models as well as the portfolio construction depending on the severity and materiality of adverse impacts identified.

Thus, the Investment Manager considers principal adverse sustainability impacts throughout the investment process through the use of the internal ESG scores and construction of the portfolio with an improved ESG profile compared to its investment universe.

The Forward-looking perspective defines a set of objectives and developed performance indicators to measure how the researches, portfolios and commitments are aligned on three issues, the "3Es" (Energy transition, Environmental sustainability, Equality & inclusive growth) and thus support investment processes.

Furthermore, the Stewardship team regularly identifies adverse impacts through ongoing research, collaboration with other long-term investors, and dialogue with NGOs and other experts.

The financial product considers and addresses or mitigates the following principal adverse sustainability impacts indicators:

Corporate mandatory indicators:

1. GreenHouse Gas (GHG) Emissions
2. Carbon footprint
3. GHG intensity of investee companies
4. Exposure to companies active in the fossil fuel sector
5. Share of non-renewable energy consumption and production
6. Energy consumption intensity per high impact climate sector
7. Activities negatively affecting biodiversity sensitive areas
8. Emissions to water
9. Hazardous waste ratio
10. Violations of UN Global Compact principles and Organisation for Economic Cooperation and Development (OECD) Guidelines for Multinational Enterprises
11. Lack of processes and compliance mechanisms to monitor compliance with UN Global Compact principles and OECD Guidelines for Multinational Enterprises
12. Unadjusted gender pay gap
13. Board gender diversity
14. Exposure to controversial weapons (anti-personnel mines, cluster munitions, chemical weapons and biological weapons)

Corporate voluntary indicators:

Environment

4. Investments in companies without carbon emission reduction initiatives

Social

4. Lack of a supplier code of conduct
9. Lack of a human rights policy

Sovereign mandatory indicators

15. GHG intensity
16. Investee countries subject to social violations

More detailed information on the manner in which principal adverse impacts on sustainability factors are considered can be found in the [BNP PARIBAS ASSET MANAGEMENT SFDR disclosure statement: sustainability risk integration and Principal Adverse Impacts considerations](#).

In addition, information on how the principal adverse impacts on sustainability factors have been considered over the year will be available in the annual report of the financial product.

— — *How are the sustainable investments aligned with the OECD Guidelines for Multinational Enterprises and the UN Guiding Principles on Business and Human Rights?*

The investment universe of the financial product is periodically screened with a view to identify issuers that are potentially in violation or at risk of violation of the UN Global Compact Principles, OECD Guidelines for Multinational Enterprises and UN Guiding Principles on Business & Human Rights, including the principles and rights set out in the eight fundamental conventions identified in the Declaration of the International Labour Organisation on Fundamental Principles and Rights at Work and the International Bill of Human Rights. This assessment is conducted within the BNPP AM Sustainability Centre on the basis of internal analysis and information provided by external experts, and in consultation with BNP Paribas Group CSR Team. If an issuer is found to be in serious and repeated violations of any of the principles, it will be placed on an “exclusion list” and will not be available for investment. Existing investments should be divested from the portfolio according to an internal procedure. If an issuer is at risk of violating any of the principles, it is placed on a “watch list” monitored, as appropriate.



Does this financial product consider principal adverse impacts on sustainability factors?

 Yes

The product considers principal adverse impacts on sustainability factors by systematically implementing the sustainable investment pillars defined in the GSS into its investment process. These pillars are covered by firm-wide policies that set criteria to identify, consider and prioritise as well as address or mitigate adverse sustainability impacts caused by issuers.

The RBC policy establishes a common framework across investments and economic activities that help identify industries and behaviours presenting a high risk of adverse impacts in violation of international norms. As part of the RBC Policy, sector policies provide a tailored approach to identify and prioritize principal adverse impacts based on the nature of the economic activity, and in many cases, the geography in which these economic activities take place.

The ESG Integration Guidelines includes a series of commitments, which are material to consideration of principal adverse sustainability impacts, and guides the internal ESG integration process. The proprietary ESG scoring framework includes an assessment of a number of adverse sustainability impacts caused by companies in which we invest. Outcome of this assessment may impact the valuation models as well as the portfolio construction depending on the severity and materiality of adverse impacts identified.

Thus, the investment manager considers principal adverse sustainability impacts throughout the investment process through the use of the internal ESG scores and the construction of the portfolio with an improved ESG profile compared to its investment universe.

The Forward-looking perspective defines a set of objectives and developed performance indicators to measure how the researches, portfolios and commitments are aligned on three issues, the “3Es” (Energy transition, Environmental sustainability, Equality & inclusive growth) and thus support all investment processes.

Furthermore, the Stewardship team regularly identifies adverse impacts through ongoing research, collaboration with other long-term investors, and dialogue with NGOs and other experts.

Actions to address or mitigate principal adverse sustainability impacts depend on the severity and materiality of these impacts. These actions are guided by the RBC Policy, ESG Integration Policy, Engagement and Voting Policy and include the following:

- Exclusion of issuers that are in violation of international norms and conventions and issuers that are involved in activities presenting an unacceptable risk to society and/or the environment;
- Engagement with issuers with the aim of encouraging them to improve their environmental, social and governance practices and, thus, mitigate potential adverse impacts;
- In case of equity holdings, voting at Annual General Meetings of companies the portfolio is invested in to promote good governance and advance environmental and social issues.
- Ensuring all securities included in the portfolio have supportive ESG research.
- Managing portfolios so that their aggregate ESG score is better than the relevant benchmark or universe

Based on the above approach, and depending on the composition of the financial product's portfolio (i.e. type of issuer), the financial product considers and addresses or mitigates the following principal adverse sustainability impacts:

Corporate mandatory indicators:

1. GreenHouse Gas (GHG) Emissions
2. Carbon footprint
3. GHG intensity of investee companies
4. Exposure to companies active in the fossil fuel sector
5. Share of non-renewable energy consumption and production
6. Energy consumption intensity per high impact climate sector
7. Activities negatively affecting biodiversity sensitive areas
8. Emissions to water
9. Hazardous waste ratio
10. Violations of UN Global Compact principles and Organisation for Economic Cooperation and Development (OECD) Guidelines for Multinational Enterprises
11. Lack of processes and compliance mechanisms to monitor compliance with UN Global Compact principles and OECD Guidelines for Multinational Enterprises
12. Unadjusted gender pay gap
13. Board gender diversity
14. Exposure to controversial weapons (anti-personnel mines, cluster munitions, chemical weapons and biological weapons)

Corporate voluntary indicators:

Environment

4. Investments in companies without carbon emission reduction initiatives

Social

4. Lack of a supplier code of conduct
9. Lack of a human rights policy

Sovereign mandatory indicators

15. GHG intensity
16. Investee countries subject to social violations

More detailed information on the manner in which principal adverse impacts on sustainability factors are considered can be found in the [BNPP AM SFDR disclosure statement: sustainability risk integration and Principal Adverse Impacts considerations](#).

In addition, information on how the principal adverse impacts on sustainability factors have been considered over the year will be available in the annual report of the financial product.



The investment strategy guides investment decisions based on factors such as investment objectives and risk tolerance.

What investment strategy does this financial product follow?

This Fund is actively managed. The benchmark MSCI Euro Corporate Green Bond is used for performance comparison only. The Fund is not benchmark constrained and its performance may deviate significantly from that of the benchmark. The Fund seeks to increase the value of its assets over the medium term by investing at least 75% of its assets in green bonds to finance projects primarily designed to deliver solutions to climate change. The Fund invests at least 2/3 of its assets in investment grade bonds issued by companies that have their registered office in, or conduct a significant portion of their business in Europe. A maximum of 30% of the Fund's assets may be invested in bonds issued by European governments, sovereign agencies, local entities and supranational agencies and qualifying as green bonds, social bonds or sustainability bonds. A maximum of 15% of the Fund's assets may be invested in bonds issued by companies that have their registered office in or conduct the majority of their business in emerging countries, denominated in hard currencies and qualifying as green bonds or sustainability bonds. Investment in investment grade structured debt securities may represent up to 20% of the assets. Investment in perpetual bonds may represent up to 20% of the assets.

After hedging, the Fund's exposure to currencies other than EUR may not exceed 5%.

The investment team applies also BNP PARIBAS ASSET MANAGEMENT Sustainable Investment Policy, which takes into account Environmental, Social and Governance (ESG) criteria such as but not limited to reduction of emissions of greenhouse gas, respect of human rights, respect of minority shareholders rights at each step of the investment process of the Fund.

The investment universe of this Fund is based on the Green Bond Principles ("GBP")* as formulated by the International Capital Market Association (more information on these principles are available in the following website: <https://www.icmagroup.org/sustainable-finance/the-principles-guidelines-and-handbooks/green-bond-principles-gbp/>). The Fund follows the Impact approach which means that the Fund invests with the intention to contribute to measurable positive social and/or environmental impact alongside financial returns.

An extra-financial strategy may comprise methodological limitations such as the ESG Investment Risk as defined by the asset manager.

The elements of the investment strategy to attain the sustainable investment objective of this financial product as described below are systematically integrated throughout the investment process.

● *What are the binding elements of the investment strategy used to select the investments to attain the sustainable investment objective?*

- The financial product shall comply with the RBC Policy by excluding companies involved in controversies due to poor practices related to human and labor rights, environment, and corruption, as well as companies operating in sensitive sectors (tobacco, coal, controversial weapons, asbestos,...), as these companies are deemed to be in violation of international norms, or to cause unacceptable harm to society and/or the environment;

More information on the RBC Policy, and in particular criteria relating to sectoral exclusions, can be found on the website of the investment manager: [Sustainability documents - BNPP AM Corporate English \(bnppparibas-am.com\)](#);

- The financial product shall have at least 90% of its assets (excluding ancillary assets) covered by the ESG analysis based on the proprietary ESG methodology;
- The financial product shall invest at least 80% of its assets in "sustainable investments" as defined in Article 2 (17) of the SFDR regulation Criteria to qualify an investment as "sustainable investment" are indicated in the above question "What are the objectives of the sustainable investments that the financial product partially intends to make and does the sustainable investments contribute to such objectives" and the quantitative and qualitative thresholds are mentioned in the main part of the Prospectus;

Good governance practices include sound management structures, employee relations, remuneration of staff and tax compliance.

- The financial product's shall invest at least 0,5% of its assets in companies "EU Taxonomy Aligned".
- **What is the policy to assess good governance practices of the investee companies?**

The ESG scoring framework assesses corporate governance through a core set of standard key performance indicators for all sectors supplemented by sector specific metrics.

The governance metrics and indicators to assess good governance practices such as sound management structures, employee relations, remuneration of staff and tax compliance, include but are not limited to:

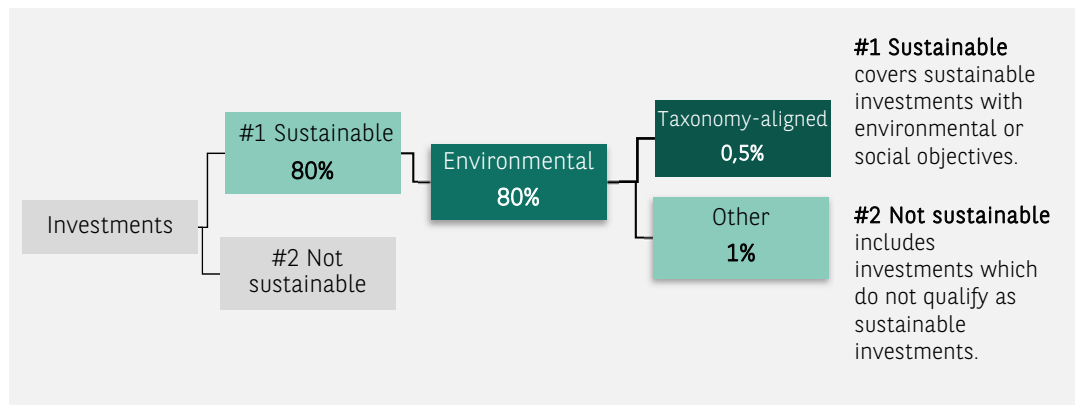
- Separation of power (e.g. Split CEO/Chair),
- Board diversity,
- Executive pay (remuneration policy),
- Board Independence, and key committees independence
- Accountability of directors,
- Financial expertise of the Audit Committee,
- Respect of shareholders rights and absence of antitakeover devices
- The presence of appropriate policies (i.e. Bribery and corruption, whistleblower),
- Tax disclosure,
- An assessment of prior negative incidents relating to governance.

The ESG analysis goes beyond the framework to look at a more qualitative assessment of how the insights from our ESG model are reflected in the culture and operations of investee companies. In some cases, the ESG analysts will conduct due diligence meetings to better understand the company's approach to corporate governance

Asset allocation describes the share of investments in specific assets.

What is the asset allocation and the minimum share of sustainable investments?

The minimum proportion of the investments used to meet the sustainable investment objective in accordance with the binding elements of its investment strategy is 80%.



- **How does the use of derivatives attain the sustainable investment objective?**

Financial derivative instruments may be used for efficient portfolio management, hedging and/or investment purposes, if applicable. Either these instruments are not used to attain the sustainable investment objective of the product, or they are aligned with the sustainable investment objective of the financial product.

Taxonomy-aligned activities are expressed as a share of:

- **turnover** reflecting the share of revenue from green activities of investee companies
- **capital expenditure** (CapEx) showing the green investments made by investee companies, e.g. for a transition to a green economy.
- **operational expenditure** (OpEx) reflecting green operational activities of investee companies.

To comply with the EU Taxonomy, the criteria for **fossil gas** include limitations on emissions and switching to renewable power or low-carbon fuels by the end of 2035. For **nuclear energy**, the criteria include comprehensive safety and waste management rules.

Enabling activities directly enable other activities to make a substantial contribution to an environmental objective.

Transitional activities are activities for which low-carbon alternatives are not yet available and among others have greenhouse gas emission levels corresponding to the



To what minimum extent are sustainable investments with an environmental objective aligned with the EU Taxonomy?

The extent to which sustainable investments with an environmental objective contribute to the environmental objectives set out in Article 9 of Regulation (EU) 2020/852; climate change mitigation, climate change adaptation, the sustainable use and protection of water and marine resources, the transition to a circular economy, pollution prevention and control and/or the protection and restoration of biodiversity and ecosystems and are aligned with the EU Taxonomy are disclosed in the two graphs below in the document.

The Management Company is improving its Taxonomy-alignment data collection to ensure the accuracy and suitability of its Taxonomy sustainability-related disclosures. Further subsequent prospectus and taxonomy-alignment commitments updates will be made accordingly.

Economic activities that are not recognised by the Taxonomy Regulation are not necessarily environmentally harmful or unsustainable. In addition, all activities that can make a substantial contribution to environmental as well as social objectives are not yet part of the Taxonomy Regulation.

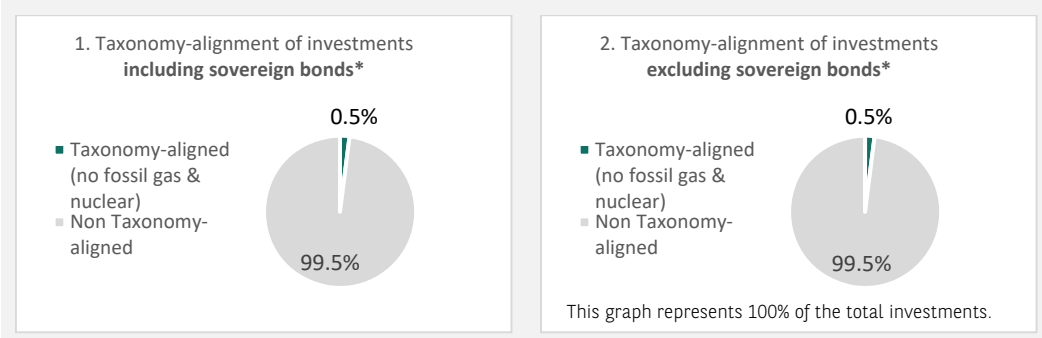
Does the financial product invest in fossil gas and/or nuclear energy related activities that comply with the EU Taxonomy¹?

Yes:

In fossil gas In nuclear energy

No

The two graphs below show in green the minimum percentage of investments that are aligned with the EU Taxonomy. As there is no appropriate methodology to determine the taxonomy-alignment of sovereign bonds, the first graph shows the Taxonomy alignment in relation to all the investments of the financial product including sovereign bonds, while the second graph shows the Taxonomy alignment only in relation to the investments of the financial product other than sovereign bonds.*




*For the purpose of these graphs, 'sovereign bonds' consist of all sovereign exposures

What is the minimum share of investments in transitional and enabling activities?

Not applicable.

¹ Fossil gas and/or nuclear related activities will only comply with the EU Taxonomy where they contribute to limiting climate change ("climate change mitigation") and do not significantly harm an EU Taxonomy objective –see explanatory note in the left hand margin. The full criteria for fossil gas and nuclear energy economic activities that comply with the EU Taxonomy are laid down in Commission Delegated Regulation (EU) 2022/1214.

 are environmentally sustainable investments that **do not take into account the criteria** for environmentally sustainable economic activities under the EU Taxonomy.



What is the minimum share of sustainable investments with an environmental objective that are not aligned with the EU Taxonomy?

The minimum share of sustainable investments with an environmental objective that are not aligned with the EU Taxonomy is 1%.

The minimum share is intentionally low as the objective of the investment manager is not to prevent the product from investing in taxonomy-aligned activities within the framework of the investment strategy of the product.

The Management Company is improving its Taxonomy-alignment data collection to ensure the accuracy and suitability of its Taxonomy sustainability-related disclosures. In the meantime, the financial product will invest in sustainable investments with an environmental objective that are not aligned with the EU Taxonomy.



What is the minimum share of sustainable investments with a social objective?

Not applicable




What investments are included under “#2 Not sustainable”, what is their purpose and are there any minimum environmental or social safeguards?

The remaining proportion of the investments is made in instruments used for liquidity and/or hedging purposes, such as cash, deposits and derivatives.

The investment manager will ensure that those investments are made while maintaining the sustainable investment objective of the financial product. In addition, those investments are made in compliance with our internal processes, including the following minimum environmental or social safeguards:

- the risk management policy. The risk management policy comprises procedures as are necessary to enable the management company to assess for each financial product it manages the exposure of that product to market, liquidity, sustainability and counterparty risks. And
- the RBC policy, where applicable, through the exclusion of companies involved in controversies due to poor practices related to human and labour rights, environment, and corruption, as well as companies operating in sensitive sectors (tobacco, coal, controversial weapons, asbestos,...), as these companies are deemed to be in violation of international norms, or to cause unacceptable harm to society and/or the environment.

 **Reference benchmarks** are indexes to measure whether the financial product attains the sustainable investment objective.



Is a specific index designated as a reference benchmark to meet the sustainable investment objective?

No reference benchmark has been designated for the purpose of attaining the sustainable investment objective of the financial product.

- *How does the reference benchmark take into account sustainability factors in a way that is continuously aligned with the sustainable investment objective?*

Not applicable

- *How is the alignment of the investment strategy with the methodology of the index ensured on a continuous basis?*

Not applicable

- *How does the designated index differ from a relevant broad market index?*

Not applicable

- *Where can the methodology used for the calculation of the designated index be found?*

Not applicable



Where can I find more product specific information online?

More product-specific information can be found on the website: www.bnpparibas-am.com after choosing the relevant country and directly in the section "Sustainability-related disclosures" dedicated to the product.

Template pre-contractual disclosure for the financial products referred to in Article 8, paragraphs 1, 2 and 2a, of Regulation (EU) 2019/2088 and Article 6, first paragraph, of Regulation (EU) 2020/852

Sustainable investment means an investment in an economic activity that contributes to an environmental or social objective, provided that the investment does not significantly harm any environmental or social objective and that the investee companies follow good governance practices.

The **EU Taxonomy** is a classification system laid down in Regulation (EU) 2020/852, establishing a list of **environmentally sustainable economic activities**. That Regulation does not lay down a list of socially sustainable economic activities. Sustainable investments with an environmental objective might be aligned with the Taxonomy or not.

Product name : **BNP PARIBAS FUNDS EURO HIGH CONVICTION INCOME BOND**

Legal Entity Identifier : 21380048HKTFQR2XST10

Environmental and/or social characteristics

Does this financial product have a sustainable investment objective?	
<input checked="" type="radio"/> <input type="radio"/> Yes	<input checked="" type="radio"/> <input type="radio"/> No
<input type="checkbox"/> It will make a minimum of sustainable investments with an environmental objective: ____%	<input checked="" type="checkbox"/> It promotes Environmental/Social (E/S) characteristics and while it does not have as its objective a sustainable investment, it will have a minimum proportion of 30% of sustainable investments
<input type="checkbox"/> in economic activities that qualify as environmentally sustainable under the EU Taxonomy	<input type="checkbox"/> with an environmental objective in economic activities that qualify as environmentally sustainable under the EU Taxonomy
<input type="checkbox"/> in economic activities that do not qualify as environmentally sustainable under the EU Taxonomy	<input checked="" type="checkbox"/> with an environmental objective in economic activities that do not qualify as environmentally sustainable under the EU Taxonomy
<input type="checkbox"/> It will make a minimum of sustainable investments with a social objective: ____%	<input checked="" type="checkbox"/> with a social objective
<input type="checkbox"/> It promotes E/S characteristics, but will not make any sustainable investments	<input type="checkbox"/> It promotes E/S characteristics, but will not make any sustainable investments



What environmental and/or social characteristics are promoted by this financial product?

The financial product promotes environmental and social characteristics by assessing underlying investments against Environmental, Social, and Governance (ESG) criteria using an ESG internal proprietary methodology, and by investing in issuers that demonstrate good environmental, social and governance practices.

Corporate issuers

The investment strategy selects:

Corporate issuers with good or improving ESG practices within their sector of activity. The ESG performance of an issuer is evaluated against a combination of environmental, social and governance factors which include but are

not limited to:

- Environmental: energy efficiency, reduction of emissions of greenhouse gases (GHG), treatment of waste
- Social: respect of human rights and workers' rights, human resources management (workers' health and safety, diversity)
- Governance: Board of Directors independence, managers' remuneration, respect of minority shareholders rights

The exclusion criteria are applied with regard to issuers that are in violation of international norms and convention, or operate in sensitive sectors as defined by the Responsible Business Conduct Policy (RBC Policy).

Sovereign issuers

The investment strategy selects sovereign issuers based on their performance across the environmental, social and governance pillars. The ESG performance of each country is assessed using an internal Sovereign ESG methodology that focuses on measuring governments' efforts to produce and preserve assets, goods, and services with high ESG values, according to their level of economic development. This involves evaluation of a country against a combination of environmental, social and governance factors, which include but not limited to:

- Environmental: climate mitigation, biodiversity, energy efficiency, land resources, pollution
- Social: life conditions, economic inequality, education, employment, health infrastructure, human capital
- Governance: business rights, corruption, democratic life, political stability, security

BNP Paribas Asset Management's Global Sustainability Strategy places a strong emphasis on combatting climate change. Therefore, given the importance of sovereigns in addressing climate change, the internal Sovereign ESG methodology includes an additional scoring component that captures the country's contribution to progress towards the net-zero goals set out in the Paris Agreement. This additional scoring component reflects countries' commitment to future targets balanced by their current policies and their forward-looking physical climate risk exposure. It combines temperature alignment methodology for determining national contributions to climate change with an assessment of the laws and policies countries have in place for addressing climate change.

The investment manager also applies the BNP Paribas Group's sensitive countries framework, which includes restrictive measures on certain countries and/or activities that are considered as being particularly exposed to money laundering and terrorism financing related risks.

Furthermore, the investment manager promotes better environmental and social outcomes through engagement with issuers and the exercise of voting rights according to the Stewardship policy, where applicable.

No reference benchmark has been designated for the purpose of attaining the environmental or social characteristics promoted by the financial product.

● **What sustainability indicators are used to measure the attainment of each of the environmental or social characteristics promoted by this financial product?**

The following sustainability indicators are used to measure the attainment of the environmental and social characteristics promoted by the financial product:

- The percentage of the portfolio compliant with the RBC Policy
- The percentage of the portfolio covered by ESG analysis based on the ESG internal proprietary methodology
- The weighted average ESG score of the portfolio compared to the weighted average ESG score of its investment universe, as defined in the Prospectus
- The percentage of the financial product's portfolio invested in 'sustainable investments' as defined in Article 2 (17) of the SFDR regulation

Sustainability indicators measure how the environmental or social characteristics promoted by the financial product are attained.

● **What are the objectives of the sustainable investments that the financial product partially intends to make and how does the sustainable investment contribute to such objectives?**

The objectives of the sustainable investments made by the financial product are to finance companies that contribute to environmental and/or social objectives through their products and services, as well as their sustainable practices.

The internal methodology, as defined in the main part of the Prospectus, integrates several criteria into its definition of sustainable investments that are considered to be core components to qualify a company as sustainable. These criteria are complementary to each other. In practice, a company must meet at least one of the criteria described below in order to be considered as contributing to an environmental or social objective:

1. A company with an economic activity aligned with the EU Taxonomy objectives. A company can be qualified as sustainable investment in case it has more than 20% of its revenues aligned with the EU Taxonomy. A company qualifying as sustainable investment through this criteria can for example contribute to the following environmental objectives: sustainable forestry, environmental restoration, sustainable manufacturing, renewable energy, water supply, sewerage, waste management and remediation, sustainable transportation, sustainable buildings, sustainable information and technology, scientific research for sustainable development;

2. A company with an economic activity contributing to one or more United Nations Sustainable Development goals (UN SDG) targets. A company can be qualified as sustainable investment in case it has more than 20% of its revenues aligned with the SDGs and less than 20% of its revenues misaligned with the UN SDGs. A company qualifying as sustainable investment through this criteria can for example contribute to the following objectives:

a. Environmental: sustainable agriculture, sustainable management of water and sanitation, sustainable and modern energy, sustainable economic growth, sustainable infrastructure, sustainable cities, sustainable consumption and production patterns, fight against climate change, conservation and sustainable use of oceans, seas and marine resources, protection, restoration and sustainable use of terrestrial ecosystems, sustainable management of forests, fight against desertification, land degradation and biodiversity loss;

b. Social: no poverty, zero hunger, food security, healthy lives and well-being at all ages, inclusive and equitable quality education and lifelong learning opportunities, gender equality, women and girls empowerment, availability of water and sanitation, access to affordable, reliable and modern energy, inclusive and sustainable economic growth, full and productive employment and decent work, resilient infrastructure, inclusive and sustainable industrialization, reduced inequality, inclusive, safe and resilient cities and human settlements, peaceful and inclusive societies, access to justice and effective, accountable and inclusive institutions, global partnership for sustainable development.

3. A company operating in a high GHG emission sector that is transitioning its business model to align with the objective of maintaining the global temperature rise below 1.5°C. A company qualifying as sustainable investment through this criteria can for example contribute to the following environmental objectives: GHG emissions reduction, fight against climate change;

4. A company with best-in-class environmental or social practices compared to its peers within the relevant sector and geographical region. The E or S best performer assessment is based on the BNPP AM ESG scoring methodology. The methodology scores companies and assesses them against a peer group comprising companies in comparable sectors and geographical regions. A company with a contribution score above 10 on the Environmental or Social pillar qualifies as best performer. A company qualifying as sustainable investment through this criteria can for example contribute to the following objectives:

a. Environmental: fight against climate change, environmental risk management, sustainable management of natural resources, waste management, water management, GHG emissions reduction, renewable energy, sustainable agriculture, green infrastructure;

b. Social: health and safety, human capital management, good external stakeholder management (supply chain, contractors, data), business ethics preparedness, good corporate governance.

Green bonds, social bonds and sustainability bonds issued to support specific environmental and/or social projects are also qualified as sustainable investments provided that these debt securities receive an investment recommendation 'POSITIVE' or 'NEUTRAL' from the Sustainability Center following the issuer and underlying project assessment based on a proprietary Green/Social/Sustainability Bond Assessment methodology.

Companies identified as a sustainable investment should not significantly harm any other environmental or social objectives (the Do No Significant Harm 'DNSH' principle) and should follow good governance practices. BNP Paribas Asset Management (BNPP AM) uses its proprietary methodology to assess all companies against these requirements.

More information on the internal methodology can be found on the website of the investment manager: <https://docfinder.bnpparibas-am.com/api/files/14787511-CB33-49FC-B9B5-7E934948BE63>

Principal adverse impacts are the most significant negative impacts of investment decisions on sustainability factors relating to environmental, social and employee matters, respect for human rights, anti-corruption and anti-bribery matters.

● **How do the sustainable investments that the financial product partially intends to make, not cause significant harm to any environmental or social sustainable investment objective?**

Sustainable investments that the product partially intends to make should not significantly harm any environmental or social objective (DNSH Principle). In this respect, the investment manager commits to consider principal adverse impacts on sustainability factors by taking into account indicators for adverse impacts as defined in SFDR, and to not invest in companies that do not meet their fundamental obligations in line with the OECD Guidelines and the UN Guiding Principles on Business and Human Rights.

How have the indicators for adverse impacts on sustainability factors been taken into account?

The investment manager ensures that throughout its investment process, the financial product takes into all the account principal all the adverse impact indicators that are relevant to its investment strategy to select the sustainable investments that the financial product partially intends to make by systematically implementing the sustainable investment pillars defined in the BNP Paribas Asset Management Global Sustainability Strategy (GSS) into its investment process : RBC policy, ESG integration guidelines, Stewardship, the forward-looking vision the '3Es' (Energy transition, Environmental sustainability, Equality & Inclusive Growth).

The RBC policy establishes a common framework across investments and economic activities that help identify industries and behaviours presenting a high risk of adverse impacts in violation of international norms. As part of the RBC Policy, sector policies provide a tailored approach to identify and prioritize principal adverse impacts based on the nature of the economic activity, and in many cases, the geography in which these economic activities take place.

The ESG Integration Guidelines includes a series of commitments, which are material to consideration of principal adverse sustainability impacts, and guides the internal ESG integration process. The proprietary ESG scoring framework includes an assessment of a number of adverse sustainability impacts caused by companies in which we invest. Outcome of this assessment may impact the valuation models as well as the portfolio construction depending on the severity and materiality of adverse impacts identified.

Thus, the Investment Manager considers principal adverse sustainability impacts throughout the investment process through the use of the internal ESG scores and construction of the portfolio with an improved ESG profile compared to its investment universe.

The Forward-looking perspective defines a set of objectives and developed performance indicators to measure how the researches, portfolios and commitments are aligned on three issues, the '3Es' (Energy transition, Environmental sustainability, Equality & inclusive growth) and thus support investment processes.

Furthermore, the Stewardship team regularly identifies adverse impacts through ongoing research, collaboration with other long-term investors, and dialogue with NGOs and other experts.

As regards the sustainable investments that the financial product intends to make, the following principal adverse sustainability impacts are taken into account:

Corporate mandatory indicators:

1. GreenHouse Gas (GHG) Emissions

2. Carbon footprint
3. GHG intensity of investee companies
4. Exposure to companies active in the fossil fuel sector
5. Share of non-renewable energy consumption and production
6. Energy consumption intensity per high impact climate sector
7. Activities negatively affecting biodiversity sensitive areas
8. Emissions to water
9. Hazardous waste ratio
10. Violations of UN Global Compact principles and Organisation for Economic Cooperation and Development (OECD) Guidelines for Multinational Enterprises
11. Lack of processes and compliance mechanisms to monitor compliance with UN Global Compact principles and OECD Guidelines for Multinational Enterprises
12. Unadjusted gender pay gap
13. Board gender diversity
14. Exposure to controversial weapons (anti-personnel mines, cluster munitions, chemical weapons and biological weapons)

Corporate voluntary indicators:

Environment

4. Investments in companies without carbon emission reduction initiatives

Social

4. Lack of a supplier code of conduct
9. Lack of a human rights policy

Sovereign mandatory indicator:

15. GHG intensity
16. Investee countries subject to social violations

More detailed information on the manner in which principal adverse impacts on sustainability factors are considered can be found in the BNP PARIBAS ASSET MANAGEMENT SFDR disclosure statement:

<https://docfinder.bnpparibas-am.com/api/files/874ADAE2-3EE7-4AD4-B0ED-84FC06E090BF>

In addition, information on how the principal adverse impacts on sustainability factors have been considered over the year will be available in the annual report of the financial product.

How are the sustainable investments aligned with the OECD Guidelines for Multinational Enterprises and the UN Guiding Principles on Business and Human Rights?

The investment universe of the financial product is periodically screened with a view to identify issuers that are potentially in violation or at risk of violation of the UN Global Compact Principles, OECD Guidelines for Multinational Enterprises and UN Guiding Principles on Business & Human Rights, including the principles and rights set out in the eight fundamental conventions identified in the Declaration of the International Labour Organisation on Fundamental Principles and Rights at Work and the International Bill of Human Rights. This assessment is conducted within the BNPP AM Sustainability Centre on the basis of internal analysis and information provided by external experts, and in consultation with BNP Paribas Group CSR Team. If an issuer is found to be in serious and repeated violations of any of the principles, it will be placed on an 'exclusion list' and will not be available for investment. Existing investments should be divested from the portfolio according to an internal procedure. If an issuer is at risk of violating any of the principles, it is placed on a 'watch list' monitored, as appropriate.

The EU Taxonomy sets out a 'do not significant harm' principle by which Taxonomy-aligned investments should not significantly harm EU Taxonomy objectives and is accompanied by specific EU criteria.

The 'do no significant harm' principle applies only to those investments underlying the financial product that take into account the EU criteria for environmentally sustainable economic activities. The investments underlying the remaining portion of this financial product do not take into account the EU criteria for environmentally sustainable economic activities.

Any other sustainable investments must also not significantly harm any environmental or social objectives.





Does this financial product consider principal adverse impacts on sustainability factors?

Yes

The product considers principal adverse impacts on sustainability factors by systematically implementing the sustainable investment pillars defined in the GSS into its investment process. These pillars are covered by firm-wide policies that set criteria to identify, consider and prioritise as well as address or mitigate adverse sustainability impacts caused by issuers.

The RBC policy establishes a common framework across investments and economic activities that help identify industries and behaviours presenting a high risk of adverse impacts in violation of international norms. As part of the RBC Policy, sector policies provide a tailored approach to identify and prioritize principal adverse impacts based on the nature of the economic activity, and in many cases, the geography in which these economic activities take place.

The ESG Integration Guidelines includes a series of commitments, which are material to consideration of principal adverse sustainability impacts, and guides the internal ESG integration process. The proprietary ESG scoring framework includes an assessment of a number of adverse sustainability impacts caused by companies in which we invest. Outcome of this assessment may impact the valuation models as well as the portfolio construction depending on the severity and materiality of adverse impacts identified.

Thus, the Investment Manager considers principal adverse sustainability impacts throughout the investment process through the use of the internal ESG scores and construction of the portfolio with an improved ESG profile compared to its investment universe.

The Forward-looking perspective defines a set of objectives and developed performance indicators to measure how the researches, portfolios and commitments are aligned on three issues, the '3Es' (Energy transition, Environmental sustainability, Equality & inclusive growth) and thus support investment processes.

Furthermore, the Stewardship team regularly identifies adverse impacts through ongoing research, collaboration with other long-term investors, and dialogue with NGOs and other experts.

Actions to address or mitigate principal adverse sustainability impacts depend on the severity and materiality of these impacts. These actions are guided by the RBC Policy, ESG Integration Guidelines, and Engagement and Voting Policy which include the following provisions :

- Exclusion of issuers that are in violation of international norms and conventions and issuers that are involved in activities presenting an unacceptable risk to society and/or the environment
- Engagement with issuers with the aim of encouraging them to improve their environmental, social and governance practices and, thus, mitigate potential adverse impacts
- In case of equity holdings, voting at Annual General Meetings of companies the portfolio is invested in to promote good governance and advance environmental and social issues
- Ensuring all securities included in the portfolio have supportive ESG research
- Managing portfolios so that their aggregate ESG score is better than the relevant benchmark or universe

Based on the above approach, and depending on the composition of the financial product's portfolio (i.e. the type of issuer), the financial product considers and addresses or mitigates the following principal adverse sustainability impacts:

Corporate mandatory indicators:

1. GreenHouse Gas (GHG) Emissions
2. Carbon footprint
3. GHG intensity of investee companies
4. Exposure to companies active in the fossil fuel sector
5. Share of non-renewable energy consumption and production
6. Energy consumption intensity per high impact climate sector



7. Activities negatively affecting biodiversity sensitive areas
8. Emissions to water
9. Hazardous waste ratio
10. Violations of UN Global Compact principles and Organisation for Economic Cooperation and Development (OECD) Guidelines for Multinational Enterprises
11. Lack of processes and compliance mechanisms to monitor compliance with UN Global Compact principles and OECD Guidelines for Multinational Enterprises
12. Unadjusted gender pay gap
13. Board gender diversity
14. Exposure to controversial weapons (anti-personnel mines, cluster munitions, chemical weapons and biological weapons)

Corporate voluntary indicators:

Environment

4. Investments in companies without carbon emission reduction initiatives

Social

4. Lack of a supplier code of conduct
9. Lack of a human rights policy

Sovereign mandatory indicator:

15. GHG intensity
16. Investee countries subject to social violations

More detailed information on the manner in which principal adverse impacts on sustainability factors are considered can be found in the BNP PARIBAS ASSET MANAGEMENT SFDR disclosure statement: <https://docfinder.bnpparibas-am.com/api/files/874ADAE2-3EE7-4AD4-BOED-84FC06E090BF>
In addition, information on how the principal adverse impacts on sustainability factors have been considered over the year will be available in the annual report of the financial product.

No



What investment strategy does this financial product follow?

The investment strategy guides investment decisions based on factors such as investment objectives and risk tolerance.

To achieve the investment objective of the financial product, the investment manager takes into account at each step of its investment process the Environmental, Social and Governance (ESG) criteria that the financial product promotes.

The investment universe of the financial product is thoroughly screened with a view to identify issuers that are in violation of the UN Global Compact Principles, OECD Guidelines for Multinational Enterprises and UN Guiding Principles on Business & Human Rights.

Then the Investment Manager integrates ESG ratings and criteria into the assessment of issuers. ESG ratings are built by BNP Paribas Asset Management's Sustainability Centre using a proprietary ESG methodology.

The investment manager constantly integrates the binding elements of the investment strategy described in the question below to construct an investment portfolio with an improved ESG profile compared to its investment universe.

Environmental, social and governance (ESG) criteria contribute to, but are not a determining factor in, the manager's decision-making.

The elements of the investment strategy to attain the environmental or social characteristics promoted by this financial product as described below are systematically integrated throughout the investment process.

- **What are the binding elements of the investment strategy used to select the investments to attain each of the environmental or social characteristics promoted by this financial product?**

- The financial product shall comply with the RBC Policy by excluding companies involved in controversies due to poor practices related to human and labor rights, environment, and corruption, as well as

companies operating in sensitive sectors (tobacco, coal, controversial weapons, asbestos,...), as these companies are deemed to be in violation of international norms, or to cause unacceptable harm to society and/or the environment.

More information on the RBC Policy, and in particular criteria relating to sectoral exclusions, can be found on the website of the investment manager: Sustainability documents - BNPP AM Corporate English (<https://www.bnpparibas-am.com/sustainability-documents/>)

- The financial product shall have the weighted average ESG score of its portfolio higher than the weighted average ESG score of its investment universe, as defined in the Prospectus
- The financial product shall have at least 90% of its assets (excluding ancillary liquid assets) covered by the ESG analysis based on the ESG internal proprietary methodology
- The financial product shall invest at least 30% of its assets in 'sustainable investments' as defined in Article 2 (17) of the SFDR regulation. Criteria to qualify an investment as 'sustainable investment' are indicated in the above question 'What are the objectives of the sustainable investments that the financial product partially intends to make and does the sustainable investments contribute to such objectives' and the quantitative and qualitative thresholds are mentioned in the main part of the Prospectus

● **What is the committed minimum rate to reduce the scope of the investments considered prior to the application of that investment strategy?**

The financial product does not commit to a reduction of the scope of investments prior to the application of its investment strategy.

● **What is the policy to assess good governance practices of the investee companies?**

The ESG scoring framework assesses corporate governance through a core set of standard key performance indicators for all sectors supplemented by sector specific metrics. The governance metrics and indicators to assess good governance practices such as sound management structures, employee relations, remuneration of staff and tax compliance include but are not limited to:

- Separation of power (e.g. Split CEO/Chair)
- Board diversity
- Executive pay (remuneration policy)
- Board Independence, and key committees independence
- Accountability of directors
- Financial expertise of the Audit Committee
- Respect of shareholders rights and absence of antitakeover devices
- The presence of appropriate policies (i.e. Bribery and corruption, whistleblower)
- Tax disclosure
- An assessment of prior negative incidents relating to governance

The ESG analysis goes beyond the framework to look at a more qualitative assessment of how the insights from our ESG model are reflected in the culture and operations of investee companies. In some cases, the ESG analysts will conduct due diligence meetings to better understand the company's approach to corporate governance.

Good governance practices include sound management structures, employee relations, remuneration of staff and tax compliance.



What is the asset allocation planned for this financial product?

Asset allocation describes the share of investments in specific assets.

At least 50% of the investments of the financial product will be used to meet the environmental or social characteristics promoted, in accordance with the binding elements of the investment strategy of the financial product.

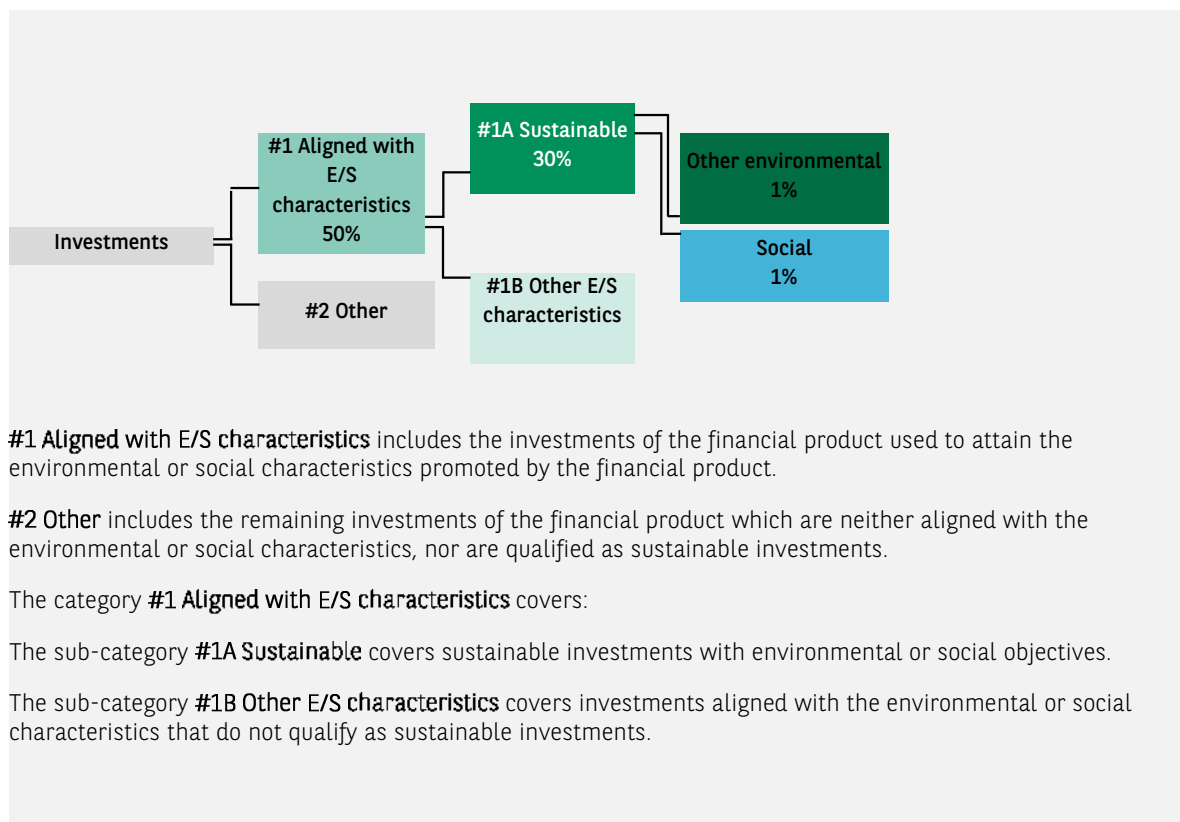
Taxonomy-aligned activities are expressed as a share of:

For the avoidance of doubt, such a proportion is solely a minimum and the exact percentage of the investments of the financial product that attained the promoted environmental or social characteristics will be available in the annual report.

The minimum proportion of sustainable investments of the financial product is 30%.

The remaining proportion of the investments is mainly used as described under the question: "What investments are included under "#2 Other", what is their purpose and are there any minimum environmental or social safeguards?"

- **turnover** reflecting the share of revenue from green activities of investee companies.
 - **capital expenditure** (CapEx) showing the green investments made by investee companies, e.g. for a transition to a green economy.
 - **operational expenditure** (OpEx) reflecting green operational activities of investee companies.



● **How does the use of derivatives attain the environmental or social characteristics promoted by the financial product?**

Financial derivative instruments may be used for efficient portfolio management, hedging and/or investment purposes, if applicable. These instruments are not used to attain the environmental or social characteristics promoted by the product.



To what minimum extent are sustainable investments with an environmental objective aligned with the EU Taxonomy?

Not applicable

● **Does the financial product invest in fossil gas and/or nuclear energy related activities that comply with the EU Taxonomy¹?**

Yes

In fossil gas In Nuclear Energy

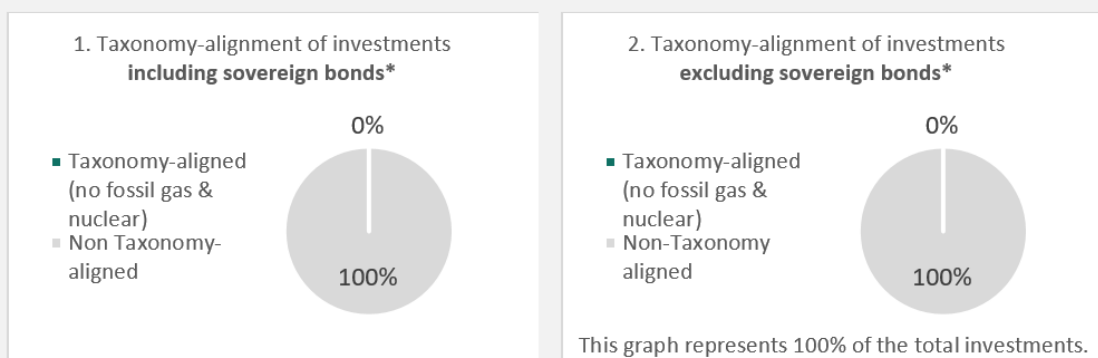
No

¹ -Fossil gas and/or nuclear related activities will only comply with the EU Taxonomy where they contribute to limiting climate change ("climate change mitigation") and do not significantly harm any EU Taxonomy objective - see explanatory note in the left hand margin. The full criteria for fossil gas and nuclear energy economic activities that comply with the EU Taxonomy are laid down in Commission Delegated Regulation (EU) 2022/1214.

To comply with the EU Taxonomy, the criteria for **fossil gas** include limitations on emissions and switching to renewable power or low-carbon fuels by the end of 2035. For **nuclear energy**, the criteria include comprehensive safety and waste management rules

Enabling activities directly enable other activities to make a substantial contribution to an environmental objective. **Transitional activities** are activities for which low-carbon alternatives are not yet available and among others have greenhouse gas emission levels corresponding to the best performance.

The two graphs below show in green the minimum percentage of investments that are aligned with the EU Taxonomy. As there is no appropriate methodology to determine the Taxonomy-alignment of sovereign bonds*, the first graph shows the Taxonomy-alignment in relation to all the investments of the financial product including sovereign bonds, while the second graph shows the Taxonomy-alignment only in relation to the investments of the financial product other than sovereign bonds.



* For the purpose of these graphs, 'sovereign bonds' consist of all sovereign exposures

● **What is the minimum share of investments in transitional and enabling activities?**

Not applicable

are sustainable investments with an environmental objective that **do not take into account the criteria** for environmentally sustainable economic activities under the EU Taxonomy.

● **What is the minimum share of sustainable investments with an environmental objective that are not aligned with the EU Taxonomy?**

The minimum share of sustainable investments with an environmental objective that are not aligned with the EU Taxonomy is 1%.

The minimum share is intentionally low as the objective of the investment manager is not to prevent the product from investing in taxonomy-aligned activities within the framework of the investment strategy of the product.

The Management Company is improving its Taxonomy-alignment data collection to ensure the accuracy and suitability of its Taxonomy sustainability-related disclosures. In the meantime, the financial product will invest in sustainable investments with an environmental objective that are not aligned with the EU Taxonomy.

● **What is the minimum share of socially sustainable investments?**

The minimum share of socially sustainable investments within the financial product is 1%.

● **What investments are included under '#2 Other', what is their purpose and are there any minimum environmental or social safeguards?**

The remaining proportion of the investments may include :

- The proportion of assets that are not used to meet the environmental or social characteristics promoted by the financial product. These assets are used for investment purposes, or
- Instruments which are mainly used for liquidity, efficient portfolio management, and/or hedging purposes, notably cash, deposits and derivatives

In any case, the investment manager will ensure that those investments are made while maintaining the

improvement of the ESG profile of the financial product. In addition, those investments are made in compliance with our internal processes, including the following minimum environmental or social safeguards:

- The risk management policy. The risk management policy comprises procedures as are necessary to enable the management company to assess for each financial product it manages the exposure of that product to market, liquidity, sustainability and counterparty risks. And

- The RBC policy, where applicable, through the exclusion of companies involved in controversies due to poor practices related to human and labour rights, environment, and corruption, as well as companies operating in sensitive sectors (tobacco, coal, controversial weapons, asbestos,...), as these companies are deemed to be in violation of international norms, or to cause unacceptable harm to society and/or the environment



Is a specific index designated as a reference benchmark to determine whether this financial product is aligned with the environmental and/or social characteristics that it promotes?

Reference benchmarks are indexes to measure whether the financial product attains the environmental or social characteristics that they promote.

No reference benchmark has been designated for the purpose of attaining the environmental or social characteristics promoted by the financial product.

- **How is the reference benchmark continuously aligned with each of the environmental or social characteristics promoted by the financial product?**

Not applicable

- **How is the alignment of the investment strategy with the methodology of the index ensured on a continuous basis?**

Not applicable

- **How does the designated index differ from a relevant broad market index?**

Not applicable

- **Where can the methodology used for the calculation of the designated index be found?**

Not applicable



Where can I find more product specific information online?

More product-specific information can be found on the website: <https://www.bnpparibas-am.com/> after choosing the relevant country and directly in the section 'Sustainability-related disclosures' dedicated to the product.

Template pre-contractual disclosure for the financial products referred to in Article 8, paragraphs 1, 2 and 2a, of Regulation (EU) 2019/2088 and Article 6, first paragraph, of Regulation (EU) 2020/852

Sustainable investment means an investment in an economic activity that contributes to an environmental or social objective, provided that the investment does not significantly harm any environmental or social objective and that the investee companies follow good governance practices.

The **EU Taxonomy** is a classification system laid down in Regulation (EU) 2020/852, establishing a list of **environmentally sustainable economic activities**. That Regulation does not lay down a list of socially sustainable economic activities. Sustainable investments with an environmental objective might be aligned with the Taxonomy or not.

Product name : **BNP PARIBAS FUNDS EURO DEFENSIVE EQUITY**

Legal Entity Identifier : 213800MS31RUMNP2JF71

Environmental and/or social characteristics

Does this financial product have a sustainable investment objective?	
<input checked="" type="radio"/> <input type="radio"/> Yes	<input checked="" type="radio"/> <input type="radio"/> No
<input type="checkbox"/> It will make a minimum of sustainable investments with an environmental objective: ____%	<input checked="" type="checkbox"/> It promotes Environmental/Social (E/S) characteristics and while it does not have as its objective a sustainable investment, it will have a minimum proportion of 50% of sustainable investments
<input type="checkbox"/> in economic activities that qualify as environmentally sustainable under the EU Taxonomy	<input type="checkbox"/> with an environmental objective in economic activities that qualify as environmentally sustainable under the EU Taxonomy
<input type="checkbox"/> in economic activities that do not qualify as environmentally sustainable under the EU Taxonomy	<input checked="" type="checkbox"/> with an environmental objective in economic activities that do not qualify as environmentally sustainable under the EU Taxonomy
<input type="checkbox"/> It will make a minimum of sustainable investments with a social objective: ____%	<input checked="" type="checkbox"/> with a social objective
	<input type="checkbox"/> It promotes E/S characteristics, but will not make any sustainable investments



What environmental and/or social characteristics are promoted by this financial product?

The financial product promotes environmental and social characteristics by assessing underlying investments against Environmental, Social, and Governance (ESG) criteria using an ESG internal proprietary methodology, and by investing in issuers that demonstrate good environmental and social practices, while implementing robust corporate governance practices within their sector of activity.

The ESG performance of an issuer is evaluated against a combination of environmental, social and governance factors which include but are not limited to:

- Environmental: energy efficiency, reduction of emissions of greenhouse gases (GHG), treatment of waste

- Social: respect of human rights and workers' rights, human resources management (workers' health and safety, diversity)
- Governance: Board of Directors independence, managers' remuneration, respect of minority shareholders rights

The exclusion criteria are applied with regard to issuers that are in violation of international norms and convention, or operate in sensitive sectors as defined by the Responsible Business Conduct Policy (RBC Policy).

Furthermore, the investment manager promotes better environmental and social outcomes through engagement with issuers and the exercise of voting rights according to the Stewardship policy, where applicable.

No reference benchmark has been designated for the purpose of attaining the environmental or social characteristics promoted by the financial product.

Sustainability indicators measure how the environmental or social characteristics promoted by the financial product are attained.

● **What sustainability indicators are used to measure the attainment of each of the environmental or social characteristics promoted by this financial product?**

The following sustainability indicators are used to measure the attainment of the environmental and social characteristics promoted by the financial product:

- The percentage of the financial product's portfolio compliant with the RBC Policy
- The percentage of the financial product's portfolio covered by ESG analysis based on the ESG internal proprietary methodology
- The weighted average ESG score of the financial product's portfolio compared to the weighted average ESG score of its investment universe, as defined in the Prospectus
- The percentage of the financial product's portfolio invested in 'sustainable investments' as defined in Article 2 (17) of the SFDR regulation

● **What are the objectives of the sustainable investments that the financial product partially intends to make and how does the sustainable investment contribute to such objectives?**

The objectives of the sustainable investments made by the financial product are to finance companies that contribute to environmental and/or social objectives through their products and services, as well as their sustainable practices.

The internal methodology, as defined in the main part of the Prospectus, integrates several criteria into its definition of sustainable investments that are considered to be core components to qualify a company as sustainable. These criteria are complementary to each other. In practice, a company must meet at least one of the criteria described below in order to be considered as contributing to an environmental or social objective:

1. A company with an economic activity aligned with the EU Taxonomy objectives. A company can be qualified as sustainable investment in case it has more than 20% of its revenues aligned with the EU Taxonomy. A company qualifying as sustainable investment through this criteria can for example contribute to the following environmental objectives: sustainable forestry, environmental restoration, sustainable manufacturing, renewable energy, water supply, sewerage, waste management and remediation, sustainable transportation, sustainable buildings, sustainable information and technology, scientific research for sustainable development;
2. A company with an economic activity contributing to one or more United Nations Sustainable Development goals (UN SDG) targets. A company can be qualified as sustainable investment in case it has more than 20% of its revenues aligned with the SDGs and less than 20% of its revenues misaligned with the UN SDGs. A company qualifying as sustainable investment through this criteria can for example contribute to the following objectives:
 - a. Environmental: sustainable agriculture, sustainable management of water and sanitation, sustainable and modern energy, sustainable economic growth, sustainable infrastructure, sustainable cities, sustainable consumption and production patterns, fight against climate change, conservation and sustainable use of oceans, seas and marine resources, protection, restoration and sustainable use of

terrestrial ecosystems, sustainable management of forests, fight against desertification, land degradation and biodiversity loss;

b. Social: no poverty, zero hunger, food security, healthy lives and well-being at all ages, inclusive and equitable quality education and lifelong learning opportunities, gender equality, women and girls empowerment, availability of water and sanitation, access to affordable, reliable and modern energy, inclusive and sustainable economic growth, full and productive employment and decent work, resilient infrastructure, inclusive and sustainable industrialization, reduced inequality, inclusive, safe and resilient cities and human settlements, peaceful and inclusive societies, access to justice and effective, accountable and inclusive institutions, global partnership for sustainable development.

3. A company operating in a high GHG emission sector that is transitioning its business model to align with the objective of maintaining the global temperature rise below 1.5°C. A company qualifying as sustainable investment through this criteria can for example contribute to the following environmental objectives: GHG emissions reduction, fight against climate change;

4. A company with best-in-class environmental or social practices compared to its peers within the relevant sector and geographical region. The E or S best performer assessment is based on the BNPP AM ESG scoring methodology. The methodology scores companies and assesses them against a peer group comprising companies in comparable sectors and geographical regions. A company with a contribution score above 10 on the Environmental or Social pillar qualifies as best performer. A company qualifying as sustainable investment through this criteria can for example contribute to the following objectives:

a. Environmental: fight against climate change, environmental risk management, sustainable management of natural resources, waste management, water management, GHG emissions reduction, renewable energy, sustainable agriculture, green infrastructure;

b. Social: health and safety, human capital management, good external stakeholder management (supply chain, contractors, data), business ethics preparedness, good corporate governance.

Green bonds, social bonds and sustainability bonds issued to support specific environmental and/or social projects are also qualified as sustainable investments provided that these debt securities receive an investment recommendation 'POSITIVE' or 'NEUTRAL' from the Sustainability Center following the issuer and underlying project assessment based on a proprietary Green/Social/Sustainability Bond Assessment methodology.

Companies identified as a sustainable investment should not significantly harm any other environmental or social objectives (the Do No Significant Harm 'DNSH' principle) and should follow good governance practices. BNP Paribas Asset Management (BNPP AM) uses its proprietary methodology to assess all companies against these requirements.

More information on the internal methodology can be found on the website of the investment manager: <https://docfinder.bnpparibas-am.com/api/files/14787511-CB33-49FC-B9B5-7E934948BE63>

● **How do the sustainable investments that the financial product partially intends to make, not cause significant harm to any environmental or social sustainable investment objective?**

Sustainable investments that the product partially intends to make should not significantly harm any environmental or social objective (DNSH Principle). In this respect, the investment manager commits to consider principal adverse impacts on sustainability factors by taking into account indicators for adverse impacts as defined in SFDR, and to not invest in companies that do not meet their fundamental obligations in line with the OECD Guidelines and the UN Guiding Principles on Business and Human Rights.

How have the indicators for adverse impacts on sustainability factors been taken into account?

The investment manager ensures that throughout its investment process, the financial product takes into all the account principal all the adverse impact indicators that are relevant to its investment strategy to select the sustainable investments that the financial product partially intends to make by systematically implementing the sustainable investment pillars defined in

Principal adverse impacts are the most significant negative impacts of investment decisions on sustainability factors relating to environmental, social and employee matters, respect for human rights, anti-corruption and anti-bribery matters.



the BNP Paribas Asset Management Global Sustainability Strategy (GSS) into its investment process : RBC policy, ESG integration guidelines, Stewardship, the forward-looking vision the '3Es' (Energy transition, Environmental sustainability, Equality & Inclusive Growth).

The RBC policy establishes a common framework across investments and economic activities that help identify industries and behaviours presenting a high risk of adverse impacts in violation of international norms. As part of the RBC Policy, sector policies provide a tailored approach to identify and prioritize principal adverse impacts based on the nature of the economic activity, and in many cases, the geography in which these economic activities take place.

The ESG Integration Guidelines includes a series of commitments, which are material to consideration of principal adverse sustainability impacts, and guides the internal ESG integration process. The proprietary ESG scoring framework includes an assessment of a number of adverse sustainability impacts caused by companies in which we invest. Outcome of this assessment may impact the valuation models as well as the portfolio construction depending on the severity and materiality of adverse impacts identified.

Thus, the Investment Manager considers principal adverse sustainability impacts throughout the investment process through the use of the internal ESG scores and construction of the portfolio with an improved ESG profile compared to its investment universe.

The Forward-looking perspective defines a set of objectives and developed performance indicators to measure how the researches, portfolios and commitments are aligned on three issues, the '3Es' (Energy transition, Environmental sustainability, Equality & inclusive growth) and thus support investment processes.

Furthermore, the Stewardship team regularly identifies adverse impacts through ongoing research, collaboration with other long-term investors, and dialogue with NGOs and other experts.

As regards the sustainable investments that the financial product intends to make, the following principal adverse sustainability impacts are taken into account:

Corporate mandatory indicators:

1. GreenHouse Gas (GHG) Emissions
2. Carbon footprint
3. GHG intensity of investee companies
4. Exposure to companies active in the fossil fuel sector
5. Share of non-renewable energy consumption and production
6. Energy consumption intensity per high impact climate sector
7. Activities negatively affecting biodiversity sensitive areas
8. Emissions to water
9. Hazardous waste ratio
10. Violations of UN Global Compact principles and Organisation for Economic Cooperation and Development (OECD) Guidelines for Multinational Enterprises
11. Lack of processes and compliance mechanisms to monitor compliance with UN Global Compact principles and OECD Guidelines for Multinational Enterprises
12. Unadjusted gender pay gap
13. Board gender diversity
14. Exposure to controversial weapons (anti-personnel mines, cluster munitions, chemical weapons and biological weapons)

Corporate voluntary indicators:

Environment

4. Investments in companies without carbon emission reduction initiatives

Social

4. Lack of a supplier code of conduct
9. Lack of a human rights policy

Sovereign mandatory indicator:

15. GHG intensity
16. Investee countries subject to social violations

More detailed information on the manner in which principal adverse impacts on sustainability factors are considered can be found in the BNP PARIBAS ASSET MANAGEMENT SFDR disclosure statement:

<https://docfinder.bnpparibas-am.com/api/files/874ADAE2-3EE7-4AD4-B0ED-84FC06E090BF>

In addition, information on how the principal adverse impacts on sustainability factors have been considered over the year will be available in the annual report of the financial product.

How are the sustainable investments aligned with the OECD Guidelines for Multinational Enterprises and the UN Guiding Principles on Business and Human Rights?

The investment universe of the financial product is periodically screened with a view to identify issuers that are potentially in violation or at risk of violation of the UN Global Compact Principles, OECD Guidelines for Multinational Enterprises and UN Guiding Principles on Business & Human Rights, including the principles and rights set out in the eight fundamental conventions identified in the Declaration of the International Labour Organisation on Fundamental Principles and Rights at Work and the International Bill of Human Rights. This assessment is conducted within the BNPP AM Sustainability Centre on the basis of internal analysis and information provided by external experts, and in consultation with BNP Paribas Group CSR Team. If an issuer is found to be in serious and repeated violations of any of the principles, it will be placed on an 'exclusion list' and will not be available for investment. Existing investments should be divested from the portfolio according to an internal procedure. If an issuer is at risk of violating any of the principles, it is placed on a 'watch list' monitored, as appropriate.

The EU Taxonomy sets out a 'do not significant harm' principle by which Taxonomy-aligned investments should not significantly harm EU Taxonomy objectives and is accompanied by specific EU criteria.

The 'do no significant harm' principle applies only to those investments underlying the financial product that take into account the EU criteria for environmentally sustainable economic activities. The investments underlying the remaining portion of this financial product do not take into account the EU criteria for environmentally sustainable economic activities.

Any other sustainable investments must also not significantly harm any environmental or social objectives.



Does this financial product consider principal adverse impacts on sustainability factors?

Yes

The product considers principal adverse impacts on sustainability factors by systematically implementing the sustainable investment pillars defined in the GSS into its investment process. These pillars are covered by firm-wide policies that set criteria to identify, consider and prioritise as well as address or mitigate adverse sustainability impacts caused by issuers.

The RBC policy establishes a common framework across investments and economic activities that help identify industries and behaviours presenting a high risk of adverse impacts in violation of international norms. As part of the RBC Policy, sector policies provide a tailored approach to identify and prioritize principal adverse impacts based on the nature of the economic activity, and in many cases, the geography in which these economic activities take place.

The ESG Integration Guidelines includes a series of commitments, which are material to consideration of principal adverse sustainability impacts, and guides the internal ESG integration process. The proprietary ESG scoring framework includes an assessment of a number of adverse sustainability impacts caused by companies in which we invest. Outcome of this assessment may impact the valuation models as well as the portfolio construction depending on the severity and materiality of adverse impacts identified.

Thus, the Investment Manager considers principal adverse sustainability impacts throughout the investment process through the use of the internal ESG scores and construction of the portfolio with an improved ESG profile compared to its investment universe.

The Forward-looking perspective defines a set of objectives and developed performance indicators to measure how the researches, portfolios and commitments are aligned on three issues, the '3Es' (Energy transition, Environmental sustainability, Equality & inclusive growth) and thus support investment processes.

Furthermore, the Stewardship team regularly identifies adverse impacts through ongoing research, collaboration with other long-term investors, and dialogue with NGOs and other experts.

Actions to address or mitigate principal adverse sustainability impacts depend on the severity and materiality of these impacts. These actions are guided by the RBC Policy, ESG Integration Guidelines, and Engagement and Voting Policy which include the following provisions :

- Exclusion of issuers that are in violation of international norms and conventions and issuers that are involved in activities presenting an unacceptable risk to society and/or the environment
- Engagement with issuers with the aim of encouraging them to improve their environmental, social and governance practices and, thus, mitigate potential adverse impacts
- In case of equity holdings, voting at Annual General Meetings of companies the portfolio is invested in to promote good governance and advance environmental and social issues
- Ensuring all securities included in the portfolio have supportive ESG research
- Managing portfolios so that their aggregate ESG score is better than the relevant benchmark or universe

Based on the above approach, and depending on the composition of the financial product's portfolio (i.e. the type of issuer), the financial product considers and addresses or mitigates the following principal adverse sustainability impacts:

Corporate mandatory indicators:

1. GreenHouse Gas (GHG) Emissions
2. Carbon footprint
3. GHG intensity of investee companies
4. Exposure to companies active in the fossil fuel sector
5. Share of non-renewable energy consumption and production
6. Energy consumption intensity per high impact climate sector



7. Activities negatively affecting biodiversity sensitive areas
8. Emissions to water
9. Hazardous waste ratio
10. Violations of UN Global Compact principles and Organisation for Economic Cooperation and Development (OECD) Guidelines for Multinational Enterprises
11. Lack of processes and compliance mechanisms to monitor compliance with UN Global Compact principles and OECD Guidelines for Multinational Enterprises
12. Unadjusted gender pay gap
13. Board gender diversity
14. Exposure to controversial weapons (anti-personnel mines, cluster munitions, chemical weapons and biological weapons)

Corporate voluntary indicators:

Environment

4. Investments in companies without carbon emission reduction initiatives

Social

4. Lack of a supplier code of conduct
9. Lack of a human rights policy

Sovereign mandatory indicator:

15. GHG intensity
16. Investee countries subject to social violations

More detailed information on the manner in which principal adverse impacts on sustainability factors are considered can be found in the BNP PARIBAS ASSET MANAGEMENT SFDR disclosure statement: <https://docfinder.bnpparibas-am.com/api/files/874ADAE2-3EE7-4AD4-BOED-84FC06E090BF>
In addition, information on how the principal adverse impacts on sustainability factors have been considered over the year will be available in the annual report of the financial product.

No



What investment strategy does this financial product follow?

The investment strategy guides investment decisions based on factors such as investment objectives and risk tolerance.

To achieve the investment objective of the financial product, the investment manager takes into account at each step of its investment process the Environmental, Social and Governance (ESG) criteria that the financial product promotes.

The investment universe of the financial product is thoroughly screened with a view to identify issuers that are in violation of the UN Global Compact Principles, OECD Guidelines for Multinational Enterprises and UN Guiding Principles on Business & Human Rights.

Then the Investment Manager integrates ESG ratings and criteria into the assessment of issuers. ESG ratings are built by BNP Paribas Asset Management's Sustainability Centre using a proprietary ESG methodology.

The investment manager constantly integrates the binding elements of the investment strategy described in the question below to construct an investment portfolio with an improved ESG profile compared to its investment universe.

Environmental, social and governance (ESG) criteria contribute to, but are not a determining factor in, the manager's decision-making.

The elements of the investment strategy to attain the environmental or social characteristics promoted by this financial product as described below are systematically integrated throughout the investment process.

- **What are the binding elements of the investment strategy used to select the investments to attain each of the environmental or social characteristics promoted by this financial product?**

- The financial product shall comply with the RBC Policy by excluding companies involved in controversies due to poor practices related to human and labor rights, environment, and corruption, as well as



companies operating in sensitive sectors (tobacco, coal, controversial weapons, asbestos,...), as these companies are deemed to be in violation of international norms, or to cause unacceptable harm to society and/or the environment.

More information on the RBC Policy, and in particular criteria relating to sectoral exclusions, can be found on the website of the investment manager: Sustainability documents - BNPP AM Corporate English (<https://www.bnpparibas-am.com/sustainability-documents/>)

- The financial product shall have the weighted average ESG score of its portfolio higher than the weighted average ESG score of its investment universe, as defined in the Prospectus

- The financial product shall have at least 90% of its assets (excluding ancillary liquid assets) covered by the ESG analysis based on the ESG internal proprietary methodology

- The financial product shall invest at least 50% of its assets in 'sustainable investments' as defined in Article 2 (17) of the SFDR regulation. Criteria to qualify an investment as 'sustainable investment' are indicated in the above question 'What are the objectives of the sustainable investments that the financial product partially intends to make and does the sustainable investments contribute to such objectives' and the quantitative and qualitative thresholds are mentioned in the main part of the Prospectus

● What is the committed minimum rate to reduce the scope of the investments considered prior to the application of that investment strategy?

The financial product does not commit to a reduction of the scope of investments prior to the application of its investment strategy.

● What is the policy to assess good governance practices of the investee companies?

The ESG scoring framework assesses corporate governance through a core set of standard key performance indicators for all sectors supplemented by sector specific metrics. The governance metrics and indicators to assess good governance practices such as sound management structures, employee relations, remuneration of staff and tax compliance include but are not limited to:

- Separation of power (e.g. Split CEO/Chair)
- Board diversity
- Executive pay (remuneration policy)
- Board Independence, and key committees independence
- Accountability of directors
- Financial expertise of the Audit Committee
- Respect of shareholders rights and absence of antitakeover devices
- The presence of appropriate policies (i.e. Bribery and corruption, whistleblower)
- Tax disclosure
- An assessment of prior negative incidents relating to governance

The ESG analysis goes beyond the framework to look at a more qualitative assessment of how the insights from our ESG model are reflected in the culture and operations of investee companies. In some cases, the ESG analysts will conduct due diligence meetings to better understand the company's approach to corporate governance.

Good governance practices include sound management structures, employee relations, remuneration of staff and tax compliance.



What is the asset allocation planned for this financial product?

Asset allocation describes the share of investments in specific assets.

At least 50% of the investments of the financial product will be used to meet the environmental or social characteristics promoted, in accordance with the binding elements of the investment strategy of the financial product.

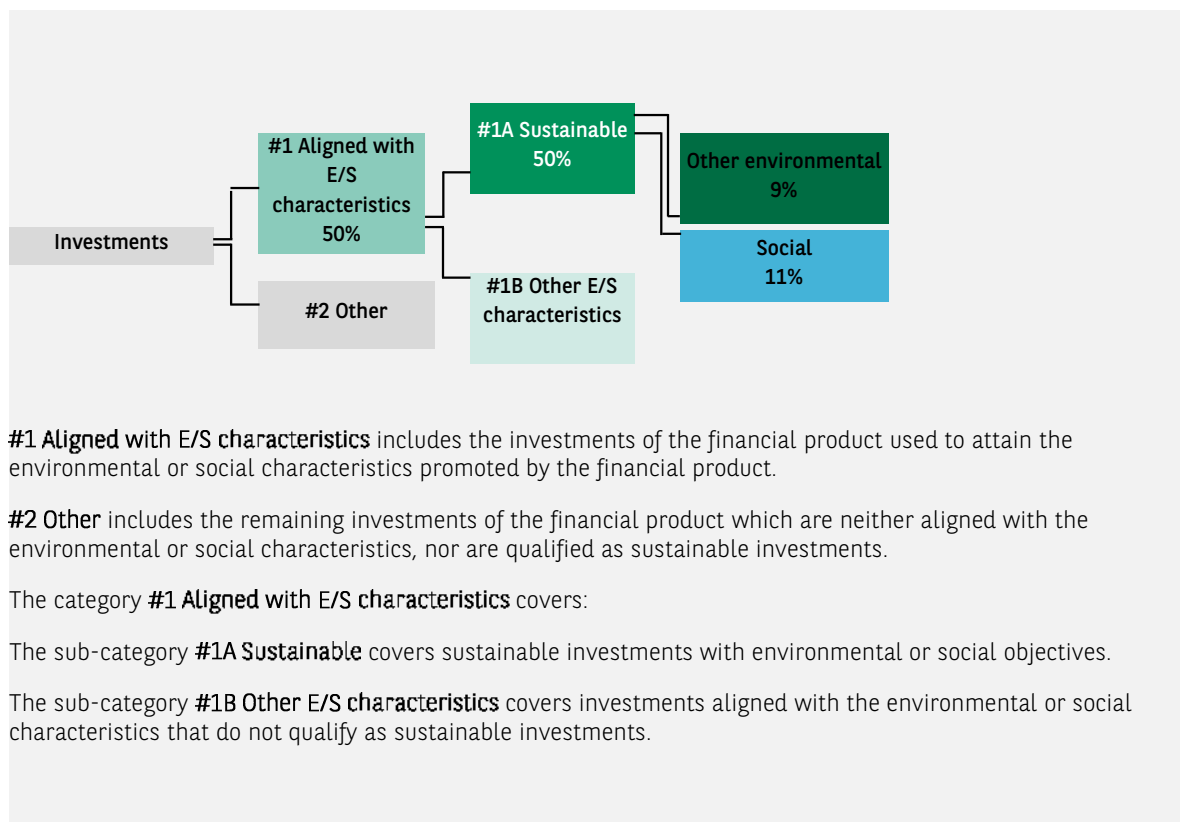
Taxonomy-aligned activities are expressed as a share of:

For the avoidance of doubt, such a proportion is solely a minimum and the exact percentage of the investments of the financial product that attained the promoted environmental or social characteristics will be available in the annual report.

The minimum proportion of sustainable investments of the financial product is 50%.


The remaining proportion of the investments is mainly used as described under the question: "What investments are included under "#2 Other", what is their purpose and are there any minimum environmental or social safeguards?"

- **turnover** reflecting the share of revenue from green activities of investee companies.
 - **capital expenditure** (CapEx) showing the green investments made by investee companies, e.g. for a transition to a green economy.
 - **operational expenditure** (OpEx) reflecting green operational activities of investee companies.



● **How does the use of derivatives attain the environmental or social characteristics promoted by the financial product?**

Financial derivative instruments may be used for efficient portfolio management, hedging and/or investment purposes, if applicable. These instruments are not used to attain the environmental or social characteristics promoted by the product.

 **To what minimum extent are sustainable investments with an environmental objective aligned with the EU Taxonomy?**

Not applicable

● **Does the financial product invest in fossil gas and/or nuclear energy related activities that comply with the EU Taxonomy?**

Yes

In fossil gas In Nuclear Energy

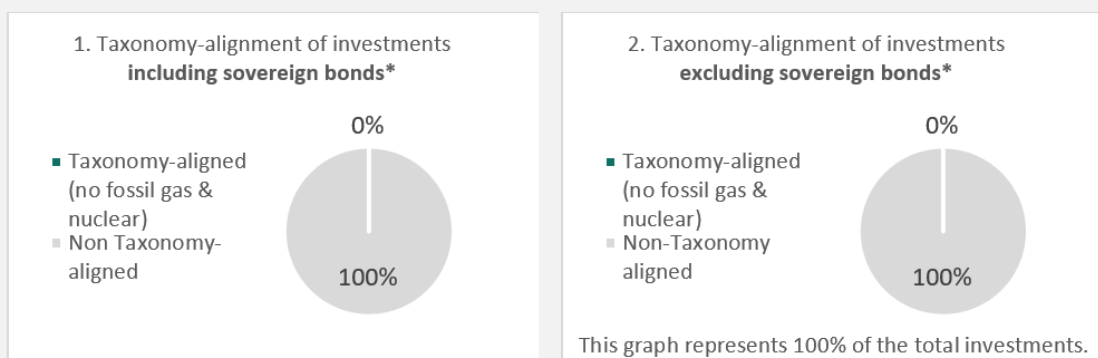
No

1 - Fossil gas and/or nuclear related activities will only comply with the EU Taxonomy where they contribute to limiting climate change ("climate change mitigation") and do not significantly harm any EU Taxonomy objective - see explanatory note in the left hand margin. The full criteria for fossil gas and nuclear energy economic activities that comply with the EU Taxonomy are laid down in Commission Delegated Regulation (EU) 2022/1214.

To comply with the EU Taxonomy, the criteria for **fossil gas** include limitations on emissions and switching to renewable power or low-carbon fuels by the end of 2035. For **nuclear energy**, the criteria include comprehensive safety and waste management rules

Enabling activities directly enable other activities to make a substantial contribution to an environmental objective. **Transitional activities** are activities for which low-carbon alternatives are not yet available and among others have greenhouse gas emission levels corresponding to the best performance.

The two graphs below show in green the minimum percentage of investments that are aligned with the EU Taxonomy. As there is no appropriate methodology to determine the Taxonomy-alignment of sovereign bonds*, the first graph shows the Taxonomy-alignment in relation to all the investments of the financial product including sovereign bonds, while the second graph shows the Taxonomy-alignment only in relation to the investments of the financial product other than sovereign bonds.



* For the purpose of these graphs, 'sovereign bonds' consist of all sovereign exposures

● **What is the minimum share of investments in transitional and enabling activities?**

Not applicable

are sustainable investments with an environmental objective that **do not take into account the criteria** for environmentally sustainable economic activities under the EU Taxonomy.

● **What is the minimum share of sustainable investments with an environmental objective that are not aligned with the EU Taxonomy?**

The minimum share of sustainable investments with an environmental objective that are not aligned with the EU Taxonomy is 9%.

The minimum share is intentionally low as the objective of the investment manager is not to prevent the product from investing in taxonomy-aligned activities within the framework of the investment strategy of the product.

The Management Company is improving its Taxonomy-alignment data collection to ensure the accuracy and suitability of its Taxonomy sustainability-related disclosures. In the meantime, the financial product will invest in sustainable investments with an environmental objective that are not aligned with the EU Taxonomy.

● **What is the minimum share of socially sustainable investments?**

The minimum share of socially sustainable investments within the financial product is 11%.

● **What investments are included under '#2 Other', what is their purpose and are there any minimum environmental or social safeguards?**

The remaining proportion of the investments may include :

- The proportion of assets that are not used to meet the environmental or social characteristics promoted by the financial product. These assets are used for investment purposes, or
- Instruments which are mainly used for liquidity, efficient portfolio management, and/or hedging purposes, notably cash, deposits and derivatives

In any case, the investment manager will ensure that those investments are made while maintaining the

improvement of the ESG profile of the financial product. In addition, those investments are made in compliance with our internal processes, including the following minimum environmental or social safeguards:

- The risk management policy. The risk management policy comprises procedures as are necessary to enable the management company to assess for each financial product it manages the exposure of that product to market, liquidity, sustainability and counterparty risks. And

- The RBC policy, where applicable, through the exclusion of companies involved in controversies due to poor practices related to human and labour rights, environment, and corruption, as well as companies operating in sensitive sectors (tobacco, coal, controversial weapons, asbestos,...), as these companies are deemed to be in violation of international norms, or to cause unacceptable harm to society and/or the environment



Is a specific index designated as a reference benchmark to determine whether this financial product is aligned with the environmental and/or social characteristics that it promotes?

Reference benchmarks are indexes to measure whether the financial product attains the environmental or social characteristics that they promote.

No reference benchmark has been designated for the purpose of attaining the environmental or social characteristics promoted by the financial product.

- **How is the reference benchmark continuously aligned with each of the environmental or social characteristics promoted by the financial product?**

Not applicable

- **How is the alignment of the investment strategy with the methodology of the index ensured on a continuous basis?**

Not applicable

- **How does the designated index differ from a relevant broad market index?**

Not applicable

- **Where can the methodology used for the calculation of the designated index be found?**

Not applicable



Where can I find more product specific information online?

More product-specific information can be found on the website: <https://www.bnpparibas-am.com/> after choosing the relevant country and directly in the section 'Sustainability-related disclosures' dedicated to the product.

Template pre-contractual disclosure for the financial products referred to in Article 8, paragraphs 1, 2 and 2a, of Regulation (EU) 2019/2088 and Article 6, first paragraph, of Regulation (EU) 2020/852

Sustainable investment means an investment in an economic activity that contributes to an environmental or social objective, provided that the investment does not significantly harm any environmental or social objective and that the investee companies follow good governance practices.

The **EU Taxonomy** is a classification system laid down in Regulation (EU) 2020/852, establishing a list of **environmentally sustainable economic activities**. That Regulation does not lay down a list of socially sustainable economic activities. Sustainable investments with an environmental objective might be aligned with the Taxonomy or not.

Product name : **BNP PARIBAS FUNDS EURO EQUITY**

Legal Entity Identifier : 5493000XKEMVB00IEY27

Environmental and/or social characteristics

Does this financial product have a sustainable investment objective?	
<input checked="" type="radio"/> <input type="radio"/> Yes	<input checked="" type="radio"/> <input type="radio"/> No
<input type="checkbox"/> It will make a minimum of sustainable investments with an environmental objective: ____%	<input checked="" type="checkbox"/> It promotes Environmental/Social (E/S) characteristics and while it does not have as its objective a sustainable investment, it will have a minimum proportion of 35% of sustainable investments
<input type="checkbox"/> in economic activities that qualify as environmentally sustainable under the EU Taxonomy	<input type="checkbox"/> with an environmental objective in economic activities that qualify as environmentally sustainable under the EU Taxonomy
<input type="checkbox"/> in economic activities that do not qualify as environmentally sustainable under the EU Taxonomy	<input checked="" type="checkbox"/> with an environmental objective in economic activities that do not qualify as environmentally sustainable under the EU Taxonomy
<input type="checkbox"/> It will make a minimum of sustainable investments with a social objective: ____%	<input checked="" type="checkbox"/> with a social objective
	<input type="checkbox"/> It promotes E/S characteristics, but will not make any sustainable investments



What environmental and/or social characteristics are promoted by this financial product?

The financial product promotes environmental and social characteristics by assessing underlying investments against Environmental, Social, and Governance (ESG) criteria using an ESG internal proprietary methodology, and by investing in issuers that demonstrate good environmental and social practices, while implementing robust corporate governance practices within their sector of activity.

The ESG performance of an issuer is evaluated against a combination of environmental, social and governance factors which include but are not limited to:

- Environmental: energy efficiency, reduction of emissions of greenhouse gases (GHG), treatment of waste



- Social: respect of human rights and workers' rights, human resources management (workers' health and safety, diversity)
- Governance: Board of Directors independence, managers' remuneration, respect of minority shareholders rights

The exclusion criteria are applied with regard to issuers that are in violation of international norms and convention, or operate in sensitive sectors as defined by the Responsible Business Conduct Policy (RBC Policy).

Furthermore, the investment manager promotes better environmental and social outcomes through engagement with issuers and the exercise of voting rights according to the Stewardship policy, where applicable.

No reference benchmark has been designated for the purpose of attaining the environmental or social characteristics promoted by the financial product.

Sustainability indicators measure how the environmental or social characteristics promoted by the financial product are attained.

● **What sustainability indicators are used to measure the attainment of each of the environmental or social characteristics promoted by this financial product?**

The following sustainability indicators are used to measure the attainment of the environmental and social characteristics promoted by the financial product:

- The percentage of the financial product's portfolio compliant with the RBC Policy
- The percentage of the financial product's portfolio covered by ESG analysis based on the ESG internal proprietary methodology
- The weighted average ESG score of the financial product's portfolio compared to the weighted average ESG score of its investment universe, as defined in the Prospectus
- The percentage of the financial product's portfolio invested in 'sustainable investments' as defined in Article 2 (17) of the SFDR regulation

● **What are the objectives of the sustainable investments that the financial product partially intends to make and how does the sustainable investment contribute to such objectives?**

The objectives of the sustainable investments made by the financial product are to finance companies that contribute to environmental and/or social objectives through their products and services, as well as their sustainable practices.

The internal methodology, as defined in the main part of the Prospectus, integrates several criteria into its definition of sustainable investments that are considered to be core components to qualify a company as sustainable. These criteria are complementary to each other. In practice, a company must meet at least one of the criteria described below in order to be considered as contributing to an environmental or social objective:

1. A company with an economic activity aligned with the EU Taxonomy objectives. A company can be qualified as sustainable investment in case it has more than 20% of its revenues aligned with the EU Taxonomy. A company qualifying as sustainable investment through this criteria can for example contribute to the following environmental objectives: sustainable forestry, environmental restoration, sustainable manufacturing, renewable energy, water supply, sewerage, waste management and remediation, sustainable transportation, sustainable buildings, sustainable information and technology, scientific research for sustainable development;
2. A company with an economic activity contributing to one or more United Nations Sustainable Development goals (UN SDG) targets. A company can be qualified as sustainable investment in case it has more than 20% of its revenues aligned with the SDGs and less than 20% of its revenues misaligned with the UN SDGs. A company qualifying as sustainable investment through this criteria can for example contribute to the following objectives:
 - a. Environmental: sustainable agriculture, sustainable management of water and sanitation, sustainable and modern energy, sustainable economic growth, sustainable infrastructure, sustainable cities, sustainable consumption and production patterns, fight against climate change, conservation and sustainable use of oceans, seas and marine resources, protection, restoration and sustainable use of

terrestrial ecosystems, sustainable management of forests, fight against desertification, land degradation and biodiversity loss;

b. Social: no poverty, zero hunger, food security, healthy lives and well-being at all ages, inclusive and equitable quality education and lifelong learning opportunities, gender equality, women and girls empowerment, availability of water and sanitation, access to affordable, reliable and modern energy, inclusive and sustainable economic growth, full and productive employment and decent work, resilient infrastructure, inclusive and sustainable industrialization, reduced inequality, inclusive, safe and resilient cities and human settlements, peaceful and inclusive societies, access to justice and effective, accountable and inclusive institutions, global partnership for sustainable development.

3. A company operating in a high GHG emission sector that is transitioning its business model to align with the objective of maintaining the global temperature rise below 1.5°C. A company qualifying as sustainable investment through this criteria can for example contribute to the following environmental objectives: GHG emissions reduction, fight against climate change;

4. A company with best-in-class environmental or social practices compared to its peers within the relevant sector and geographical region. The E or S best performer assessment is based on the BNPP AM ESG scoring methodology. The methodology scores companies and assesses them against a peer group comprising companies in comparable sectors and geographical regions. A company with a contribution score above 10 on the Environmental or Social pillar qualifies as best performer. A company qualifying as sustainable investment through this criteria can for example contribute to the following objectives:

a. Environmental: fight against climate change, environmental risk management, sustainable management of natural resources, waste management, water management, GHG emissions reduction, renewable energy, sustainable agriculture, green infrastructure;

b. Social: health and safety, human capital management, good external stakeholder management (supply chain, contractors, data), business ethics preparedness, good corporate governance.

Green bonds, social bonds and sustainability bonds issued to support specific environmental and/or social projects are also qualified as sustainable investments provided that these debt securities receive an investment recommendation 'POSITIVE' or 'NEUTRAL' from the Sustainability Center following the issuer and underlying project assessment based on a proprietary Green/Social/Sustainability Bond Assessment methodology.

Companies identified as a sustainable investment should not significantly harm any other environmental or social objectives (the Do No Significant Harm 'DNSH' principle) and should follow good governance practices. BNP Paribas Asset Management (BNPP AM) uses its proprietary methodology to assess all companies against these requirements.

More information on the internal methodology can be found on the website of the investment manager: <https://docfinder.bnpparibas-am.com/api/files/14787511-CB33-49FC-B9B5-7E934948BE63>

● **How do the sustainable investments that the financial product partially intends to make, not cause significant harm to any environmental or social sustainable investment objective?**

Sustainable investments that the product partially intends to make should not significantly harm any environmental or social objective (DNSH Principle). In this respect, the investment manager commits to consider principal adverse impacts on sustainability factors by taking into account indicators for adverse impacts as defined in SFDR, and to not invest in companies that do not meet their fundamental obligations in line with the OECD Guidelines and the UN Guiding Principles on Business and Human Rights.

How have the indicators for adverse impacts on sustainability factors been taken into account?

The investment manager ensures that throughout its investment process, the financial product takes into all the account principal all the adverse impact indicators that are relevant to its investment strategy to select the sustainable investments that the financial product partially intends to make by systematically implementing the sustainable investment pillars defined in

Principal adverse impacts are the most significant negative impacts of investment decisions on sustainability factors relating to environmental, social and employee matters, respect for human rights, anti-corruption and anti-bribery matters.



the BNP Paribas Asset Management Global Sustainability Strategy (GSS) into its investment process : RBC policy, ESG integration guidelines, Stewardship, the forward-looking vision the '3Es' (Energy transition, Environmental sustainability, Equality & Inclusive Growth).

The RBC policy establishes a common framework across investments and economic activities that help identify industries and behaviours presenting a high risk of adverse impacts in violation of international norms. As part of the RBC Policy, sector policies provide a tailored approach to identify and prioritize principal adverse impacts based on the nature of the economic activity, and in many cases, the geography in which these economic activities take place.

The ESG Integration Guidelines includes a series of commitments, which are material to consideration of principal adverse sustainability impacts, and guides the internal ESG integration process. The proprietary ESG scoring framework includes an assessment of a number of adverse sustainability impacts caused by companies in which we invest. Outcome of this assessment may impact the valuation models as well as the portfolio construction depending on the severity and materiality of adverse impacts identified.

Thus, the Investment Manager considers principal adverse sustainability impacts throughout the investment process through the use of the internal ESG scores and construction of the portfolio with an improved ESG profile compared to its investment universe.

The Forward-looking perspective defines a set of objectives and developed performance indicators to measure how the researches, portfolios and commitments are aligned on three issues, the '3Es' (Energy transition, Environmental sustainability, Equality & inclusive growth) and thus support investment processes.

Furthermore, the Stewardship team regularly identifies adverse impacts through ongoing research, collaboration with other long-term investors, and dialogue with NGOs and other experts.

As regards the sustainable investments that the financial product intends to make, the following principal adverse sustainability impacts are taken into account:

Corporate mandatory indicators:

1. GreenHouse Gas (GHG) Emissions
2. Carbon footprint
3. GHG intensity of investee companies
4. Exposure to companies active in the fossil fuel sector
5. Share of non-renewable energy consumption and production
6. Energy consumption intensity per high impact climate sector
7. Activities negatively affecting biodiversity sensitive areas
8. Emissions to water
9. Hazardous waste ratio
10. Violations of UN Global Compact principles and Organisation for Economic Cooperation and Development (OECD) Guidelines for Multinational Enterprises
11. Lack of processes and compliance mechanisms to monitor compliance with UN Global Compact principles and OECD Guidelines for Multinational Enterprises
12. Unadjusted gender pay gap
13. Board gender diversity
14. Exposure to controversial weapons (anti-personnel mines, cluster munitions, chemical weapons and biological weapons)

Corporate voluntary indicators:

Environment

4. Investments in companies without carbon emission reduction initiatives

Social

4. Lack of a supplier code of conduct
9. Lack of a human rights policy

Sovereign mandatory indicator:

15. GHG intensity
16. Investee countries subject to social violations

More detailed information on the manner in which principal adverse impacts on sustainability factors are considered can be found in the BNP PARIBAS ASSET MANAGEMENT SFDR disclosure statement:

<https://docfinder.bnpparibas-am.com/api/files/874ADAE2-3EE7-4AD4-B0ED-84FC06E090BF>

In addition, information on how the principal adverse impacts on sustainability factors have been considered over the year will be available in the annual report of the financial product.

How are the sustainable investments aligned with the OECD Guidelines for Multinational Enterprises and the UN Guiding Principles on Business and Human Rights?

The investment universe of the financial product is periodically screened with a view to identify issuers that are potentially in violation or at risk of violation of the UN Global Compact Principles, OECD Guidelines for Multinational Enterprises and UN Guiding Principles on Business & Human Rights, including the principles and rights set out in the eight fundamental conventions identified in the Declaration of the International Labour Organisation on Fundamental Principles and Rights at Work and the International Bill of Human Rights. This assessment is conducted within the BNPP AM Sustainability Centre on the basis of internal analysis and information provided by external experts, and in consultation with BNP Paribas Group CSR Team. If an issuer is found to be in serious and repeated violations of any of the principles, it will be placed on an 'exclusion list' and will not be available for investment. Existing investments should be divested from the portfolio according to an internal procedure. If an issuer is at risk of violating any of the principles, it is placed on a 'watch list' monitored, as appropriate.

The EU Taxonomy sets out a 'do not significant harm' principle by which Taxonomy-aligned investments should not significantly harm EU Taxonomy objectives and is accompanied by specific EU criteria.

The 'do no significant harm' principle applies only to those investments underlying the financial product that take into account the EU criteria for environmentally sustainable economic activities. The investments underlying the remaining portion of this financial product do not take into account the EU criteria for environmentally sustainable economic activities.

Any other sustainable investments must also not significantly harm any environmental or social objectives.



Does this financial product consider principal adverse impacts on sustainability factors?

Yes

The product considers principal adverse impacts on sustainability factors by systematically implementing the sustainable investment pillars defined in the GSS into its investment process. These pillars are covered by firm-wide policies that set criteria to identify, consider and prioritise as well as address or mitigate adverse sustainability impacts caused by issuers.

The RBC policy establishes a common framework across investments and economic activities that help identify industries and behaviours presenting a high risk of adverse impacts in violation of international norms. As part of the RBC Policy, sector policies provide a tailored approach to identify and prioritize principal adverse impacts based on the nature of the economic activity, and in many cases, the geography in which these economic activities take place.

The ESG Integration Guidelines includes a series of commitments, which are material to consideration of principal adverse sustainability impacts, and guides the internal ESG integration process. The proprietary ESG scoring framework includes an assessment of a number of adverse sustainability impacts caused by companies in which we invest. Outcome of this assessment may impact the valuation models as well as the portfolio construction depending on the severity and materiality of adverse impacts identified.

Thus, the Investment Manager considers principal adverse sustainability impacts throughout the investment process through the use of the internal ESG scores and construction of the portfolio with an improved ESG profile compared to its investment universe.

The Forward-looking perspective defines a set of objectives and developed performance indicators to measure how the researches, portfolios and commitments are aligned on three issues, the '3Es' (Energy transition, Environmental sustainability, Equality & inclusive growth) and thus support investment processes.

Furthermore, the Stewardship team regularly identifies adverse impacts through ongoing research, collaboration with other long-term investors, and dialogue with NGOs and other experts.

Actions to address or mitigate principal adverse sustainability impacts depend on the severity and materiality of these impacts. These actions are guided by the RBC Policy, ESG Integration Guidelines, and Engagement and Voting Policy which include the following provisions :

- Exclusion of issuers that are in violation of international norms and conventions and issuers that are involved in activities presenting an unacceptable risk to society and/or the environment
- Engagement with issuers with the aim of encouraging them to improve their environmental, social and governance practices and, thus, mitigate potential adverse impacts
- In case of equity holdings, voting at Annual General Meetings of companies the portfolio is invested in to promote good governance and advance environmental and social issues
- Ensuring all securities included in the portfolio have supportive ESG research
- Managing portfolios so that their aggregate ESG score is better than the relevant benchmark or universe

Based on the above approach, and depending on the composition of the financial product's portfolio (i.e. the type of issuer), the financial product considers and addresses or mitigates the following principal adverse sustainability impacts:

Corporate mandatory indicators:

1. GreenHouse Gas (GHG) Emissions
2. Carbon footprint
3. GHG intensity of investee companies
4. Exposure to companies active in the fossil fuel sector
5. Share of non-renewable energy consumption and production
6. Energy consumption intensity per high impact climate sector



7. Activities negatively affecting biodiversity sensitive areas
8. Emissions to water
9. Hazardous waste ratio
10. Violations of UN Global Compact principles and Organisation for Economic Cooperation and Development (OECD) Guidelines for Multinational Enterprises
11. Lack of processes and compliance mechanisms to monitor compliance with UN Global Compact principles and OECD Guidelines for Multinational Enterprises
12. Unadjusted gender pay gap
13. Board gender diversity
14. Exposure to controversial weapons (anti-personnel mines, cluster munitions, chemical weapons and biological weapons)

Corporate voluntary indicators:

Environment

4. Investments in companies without carbon emission reduction initiatives

Social

4. Lack of a supplier code of conduct
9. Lack of a human rights policy

Sovereign mandatory indicator:

15. GHG intensity
16. Investee countries subject to social violations

More detailed information on the manner in which principal adverse impacts on sustainability factors are considered can be found in the BNP PARIBAS ASSET MANAGEMENT SFDR disclosure statement: <https://docfinder.bnpparibas-am.com/api/files/874ADAE2-3EE7-4AD4-BOED-84FC06E090BF>
In addition, information on how the principal adverse impacts on sustainability factors have been considered over the year will be available in the annual report of the financial product.

No



What investment strategy does this financial product follow?

The investment strategy guides investment decisions based on factors such as investment objectives and risk tolerance.

To achieve the investment objective of the financial product, the investment manager takes into account at each step of its investment process the Environmental, Social and Governance (ESG) criteria that the financial product promotes.

The investment universe of the financial product is thoroughly screened with a view to identify issuers that are in violation of the UN Global Compact Principles, OECD Guidelines for Multinational Enterprises and UN Guiding Principles on Business & Human Rights.

Then the Investment Manager integrates ESG ratings and criteria into the assessment of issuers. ESG ratings are built by BNP Paribas Asset Management's Sustainability Centre using a proprietary ESG methodology.

The investment manager constantly integrates the binding elements of the investment strategy described in the question below to construct an investment portfolio with an improved ESG profile compared to its investment universe.

Environmental, social and governance (ESG) criteria contribute to, but are not a determining factor in, the manager's decision-making.

The elements of the investment strategy to attain the environmental or social characteristics promoted by this financial product as described below are systematically integrated throughout the investment process.

- **What are the binding elements of the investment strategy used to select the investments to attain each of the environmental or social characteristics promoted by this financial product?**

- The financial product shall comply with the RBC Policy by excluding companies involved in controversies due to poor practices related to human and labor rights, environment, and corruption, as well as

companies operating in sensitive sectors (tobacco, coal, controversial weapons, asbestos,...), as these companies are deemed to be in violation of international norms, or to cause unacceptable harm to society and/or the environment.

More information on the RBC Policy, and in particular criteria relating to sectoral exclusions, can be found on the website of the investment manager: Sustainability documents - BNPP AM Corporate English (<https://www.bnpparibas-am.com/sustainability-documents/>)

- The financial product shall have the weighted average ESG score of its portfolio higher than the weighted average ESG score of its investment universe, as defined in the Prospectus

- The financial product shall have at least 90% of its assets (excluding ancillary liquid assets) covered by the ESG analysis based on the ESG internal proprietary methodology

- The financial product shall invest at least 35% of its assets in 'sustainable investments' as defined in Article 2 (17) of the SFDR regulation. Criteria to qualify an investment as 'sustainable investment' are indicated in the above question 'What are the objectives of the sustainable investments that the financial product partially intends to make and does the sustainable investments contribute to such objectives' and the quantitative and qualitative thresholds are mentioned in the main part of the Prospectus

● **What is the committed minimum rate to reduce the scope of the investments considered prior to the application of that investment strategy?**

The financial product does not commit to a reduction of the scope of investments prior to the application of its investment strategy.

● **What is the policy to assess good governance practices of the investee companies?**

The ESG scoring framework assesses corporate governance through a core set of standard key performance indicators for all sectors supplemented by sector specific metrics. The governance metrics and indicators to assess good governance practices such as sound management structures, employee relations, remuneration of staff and tax compliance include but are not limited to:

- Separation of power (e.g. Split CEO/Chair)
- Board diversity
- Executive pay (remuneration policy)
- Board Independence, and key committees independence
- Accountability of directors
- Financial expertise of the Audit Committee
- Respect of shareholders rights and absence of antitakeover devices
- The presence of appropriate policies (i.e. Bribery and corruption, whistleblower)
- Tax disclosure
- An assessment of prior negative incidents relating to governance

The ESG analysis goes beyond the framework to look at a more qualitative assessment of how the insights from our ESG model are reflected in the culture and operations of investee companies. In some cases, the ESG analysts will conduct due diligence meetings to better understand the company's approach to corporate governance.

Good governance practices include sound management structures, employee relations, remuneration of staff and tax compliance.



What is the asset allocation planned for this financial product?

Asset allocation describes the share of investments in specific assets.

At least 80% of the investments of the financial product will be used to meet the environmental or social characteristics promoted, in accordance with the binding elements of the investment strategy of the financial product.

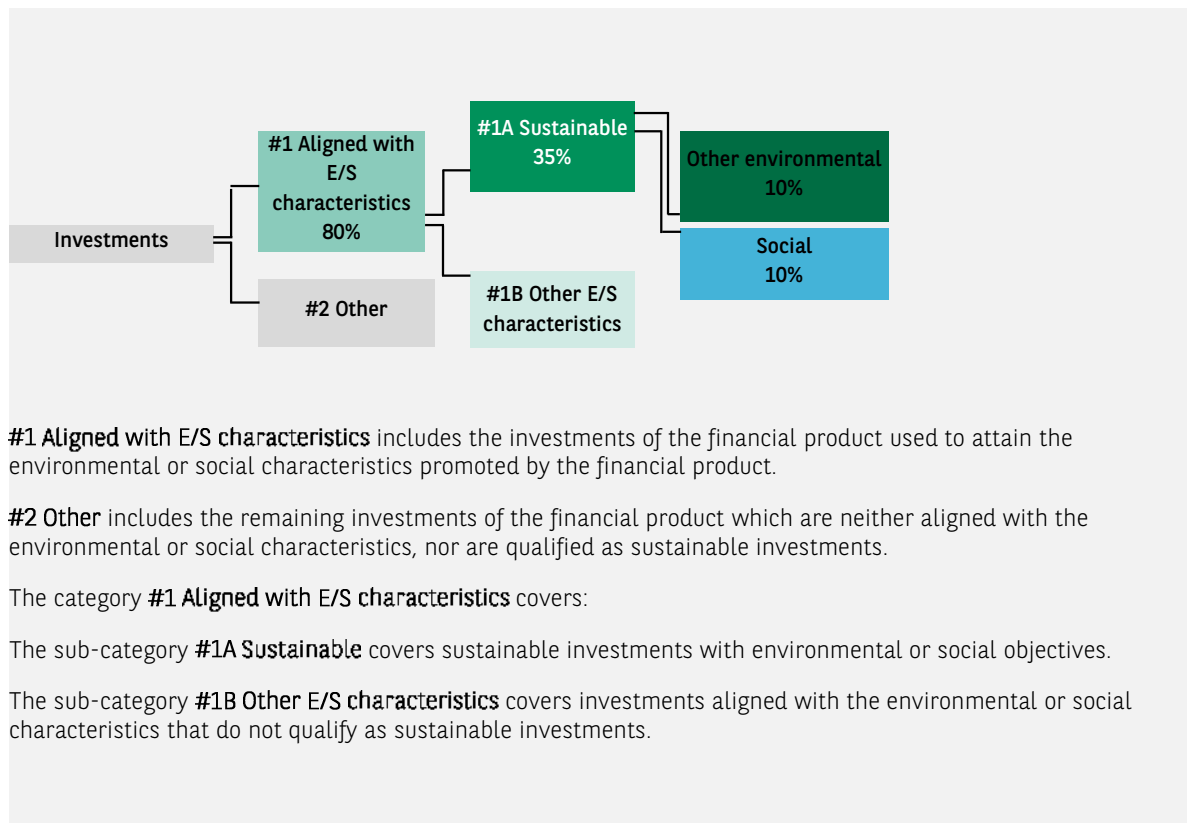
Taxonomy-aligned activities are expressed as a share of:

For the avoidance of doubt, such a proportion is solely a minimum and the exact percentage of the investments of the financial product that attained the promoted environmental or social characteristics will be available in the annual report.

The minimum proportion of sustainable investments of the financial product is 35%.

The remaining proportion of the investments is mainly used as described under the question: "What investments are included under "#2 Other", what is their purpose and are there any minimum environmental or social safeguards?"

- **turnover** reflecting the share of revenue from green activities of investee companies.
 - **capital expenditure** (CapEx) showing the green investments made by investee companies, e.g. for a transition to a green economy.
 - **operational expenditure** (OpEx) reflecting green operational activities of investee companies.



#1 Aligned with E/S characteristics includes the investments of the financial product used to attain the environmental or social characteristics promoted by the financial product.

#2 Other includes the remaining investments of the financial product which are neither aligned with the environmental or social characteristics, nor are qualified as sustainable investments.

The category **#1 Aligned with E/S characteristics** covers:

The sub-category **#1A Sustainable** covers sustainable investments with environmental or social objectives.

The sub-category **#1B Other E/S characteristics** covers investments aligned with the environmental or social characteristics that do not qualify as sustainable investments.

● **How does the use of derivatives attain the environmental or social characteristics promoted by the financial product?**

Financial derivative instruments may be used for efficient portfolio management, hedging and/or investment purposes, if applicable. These instruments are not used to attain the environmental or social characteristics promoted by the product.



To what minimum extent are sustainable investments with an environmental objective aligned with the EU Taxonomy?

Not applicable

● **Does the financial product invest in fossil gas and/or nuclear energy related activities that comply with the EU Taxonomy¹?**

Yes

In fossil gas In Nuclear Energy

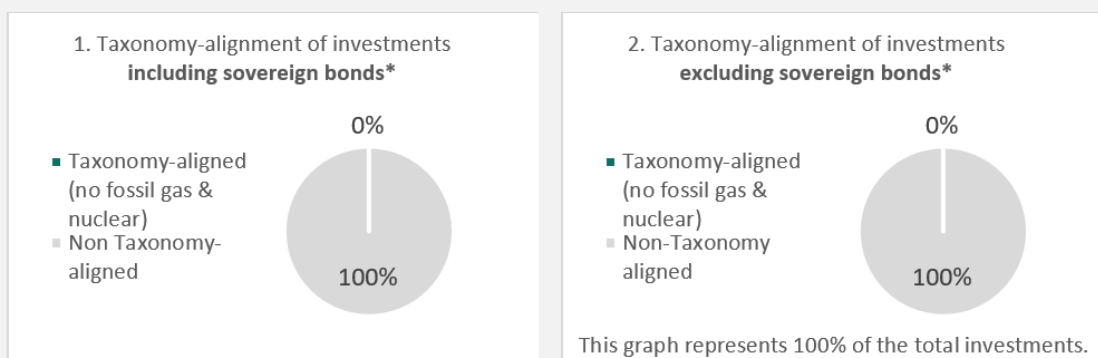
No

¹ - Fossil gas and/or nuclear related activities will only comply with the EU Taxonomy where they contribute to limiting climate change ("climate change mitigation") and do not significantly harm any EU Taxonomy objective - see explanatory note in the left hand margin. The full criteria for fossil gas and nuclear energy economic activities that comply with the EU Taxonomy are laid down in Commission Delegated Regulation (EU) 2022/1214.

To comply with the EU Taxonomy, the criteria for **fossil gas** include limitations on emissions and switching to renewable power or low-carbon fuels by the end of 2035. For **nuclear energy**, the criteria include comprehensive safety and waste management rules.

Enabling activities directly enable other activities to make a substantial contribution to an environmental objective. **Transitional activities** are activities for which low-carbon alternatives are not yet available and among others have greenhouse gas emission levels corresponding to the best performance.

The two graphs below show in green the minimum percentage of investments that are aligned with the EU Taxonomy. As there is no appropriate methodology to determine the Taxonomy-alignment of sovereign bonds*, the first graph shows the Taxonomy-alignment in relation to all the investments of the financial product including sovereign bonds, while the second graph shows the Taxonomy-alignment only in relation to the investments of the financial product other than sovereign bonds.



* For the purpose of these graphs, 'sovereign bonds' consist of all sovereign exposures

● **What is the minimum share of investments in transitional and enabling activities?**

Not applicable

are sustainable investments with an environmental objective that **do not take into account the criteria** for environmentally sustainable economic activities under the EU Taxonomy.

● **What is the minimum share of sustainable investments with an environmental objective that are not aligned with the EU Taxonomy?**

The minimum share of sustainable investments with an environmental objective that are not aligned with the EU Taxonomy is 10%.

The minimum share is intentionally low as the objective of the investment manager is not to prevent the product from investing in taxonomy-aligned activities within the framework of the investment strategy of the product.

The Management Company is improving its Taxonomy-alignment data collection to ensure the accuracy and suitability of its Taxonomy sustainability-related disclosures. In the meantime, the financial product will invest in sustainable investments with an environmental objective that are not aligned with the EU Taxonomy.

● **What is the minimum share of socially sustainable investments?**

The minimum share of socially sustainable investments within the financial product is 10%.

● **What investments are included under '#2 Other', what is their purpose and are there any minimum environmental or social safeguards?**

The remaining proportion of the investments may include :

- The proportion of assets that are not used to meet the environmental or social characteristics promoted by the financial product. These assets are used for investment purposes, or
- Instruments which are mainly used for liquidity, efficient portfolio management, and/or hedging purposes, notably cash, deposits and derivatives

In any case, the investment manager will ensure that those investments are made while maintaining the

improvement of the ESG profile of the financial product. In addition, those investments are made in compliance with our internal processes, including the following minimum environmental or social safeguards:

- The risk management policy. The risk management policy comprises procedures as are necessary to enable the management company to assess for each financial product it manages the exposure of that product to market, liquidity, sustainability and counterparty risks. And

- The RBC policy, where applicable, through the exclusion of companies involved in controversies due to poor practices related to human and labour rights, environment, and corruption, as well as companies operating in sensitive sectors (tobacco, coal, controversial weapons, asbestos,...), as these companies are deemed to be in violation of international norms, or to cause unacceptable harm to society and/or the environment



Is a specific index designated as a reference benchmark to determine whether this financial product is aligned with the environmental and/or social characteristics that it promotes?

Reference benchmarks are indexes to measure whether the financial product attains the environmental or social characteristics that they promote.

No reference benchmark has been designated for the purpose of attaining the environmental or social characteristics promoted by the financial product.

- **How is the reference benchmark continuously aligned with each of the environmental or social characteristics promoted by the financial product?**

Not applicable

- **How is the alignment of the investment strategy with the methodology of the index ensured on a continuous basis?**

Not applicable

- **How does the designated index differ from a relevant broad market index?**

Not applicable

- **Where can the methodology used for the calculation of the designated index be found?**

Not applicable



Where can I find more product specific information online?

More product-specific information can be found on the website: <https://www.bnpparibas-am.com/> after choosing the relevant country and directly in the section 'Sustainability-related disclosures' dedicated to the product.

Template pre-contractual disclosure for the financial products referred to in Article 8, paragraphs 1, 2 and 2a, of Regulation (EU) 2019/2088 and Article 6, first paragraph, of Regulation (EU) 2020/852

Sustainable investment means an investment in an economic activity that contributes to an environmental or social objective, provided that the investment does not significantly harm any environmental or social objective and that the investee companies follow good governance practices.

The **EU Taxonomy** is a classification system laid down in Regulation (EU) 2020/852, establishing a list of **environmentally sustainable economic activities**. That Regulation does not lay down a list of socially sustainable economic activities. Sustainable investments with an environmental objective might be aligned with the Taxonomy or not.

Product name : **BNP PARIBAS FUNDS EURO FLEXIBLE BOND**

Legal Entity Identifier : 213800LWHYS6D2GXRF47

Environmental and/or social characteristics

Does this financial product have a sustainable investment objective?	
<input checked="" type="radio"/> <input type="radio"/> Yes	<input checked="" type="radio"/> <input type="radio"/> No
<input type="checkbox"/> It will make a minimum of sustainable investments with an environmental objective: ____% <input type="checkbox"/> in economic activities that qualify as environmentally sustainable under the EU Taxonomy <input type="checkbox"/> in economic activities that do not qualify as environmentally sustainable under the EU Taxonomy <input type="checkbox"/> It will make a minimum of sustainable investments with a social objective: ____%	<input checked="" type="checkbox"/> It promotes Environmental/Social (E/S) characteristics and while it does not have as its objective a sustainable investment, it will have a minimum proportion of 15% of sustainable investments <input type="checkbox"/> with an environmental objective in economic activities that qualify as environmentally sustainable under the EU Taxonomy <input checked="" type="checkbox"/> with an environmental objective in economic activities that do not qualify as environmentally sustainable under the EU Taxonomy <input checked="" type="checkbox"/> with a social objective <input type="checkbox"/> It promotes E/S characteristics, but will not make any sustainable investments



What environmental and/or social characteristics are promoted by this financial product?

The financial product promotes environmental and social characteristics by assessing underlying investments against Environmental, Social, and Governance (ESG) criteria using an ESG internal proprietary methodology, and by investing in issuers that demonstrate good environmental, social and governance practices.

Corporate issuers

The investment strategy selects:

Corporate issuers with good or improving ESG practices within their sector of activity. The ESG performance of an issuer is evaluated against a combination of environmental, social and governance factors which include but are



not limited to:

- Environmental: energy efficiency, reduction of emissions of greenhouse gases (GHG), treatment of waste
- Social: respect of human rights and workers' rights, human resources management (workers' health and safety, diversity)
- Governance: Board of Directors independence, managers' remuneration, respect of minority shareholders rights

The exclusion criteria are applied with regard to issuers that are in violation of international norms and convention, or operate in sensitive sectors as defined by the Responsible Business Conduct Policy (RBC Policy).

Sovereign issuers

The investment strategy selects sovereign issuers based on their performance across the environmental, social and governance pillars. The ESG performance of each country is assessed using an internal Sovereign ESG methodology that focuses on measuring governments' efforts to produce and preserve assets, goods, and services with high ESG values, according to their level of economic development. This involves evaluation of a country against a combination of environmental, social and governance factors, which include but not limited to:

- Environmental: climate mitigation, biodiversity, energy efficiency, land resources, pollution
- Social: life conditions, economic inequality, education, employment, health infrastructure, human capital
- Governance: business rights, corruption, democratic life, political stability, security

BNP Paribas Asset Management's Global Sustainability Strategy places a strong emphasis on combatting climate change. Therefore, given the importance of sovereigns in addressing climate change, the internal Sovereign ESG methodology includes an additional scoring component that captures the country's contribution to progress towards the net-zero goals set out in the Paris Agreement. This additional scoring component reflects countries' commitment to future targets balanced by their current policies and their forward-looking physical climate risk exposure. It combines temperature alignment methodology for determining national contributions to climate change with an assessment of the laws and policies countries have in place for addressing climate change.

The investment manager also applies the BNP Paribas Group's sensitive countries framework, which includes restrictive measures on certain countries and/or activities that are considered as being particularly exposed to money laundering and terrorism financing related risks.

Furthermore, the investment manager promotes better environmental and social outcomes through engagement with issuers and the exercise of voting rights according to the Stewardship policy, where applicable.

No reference benchmark has been designated for the purpose of attaining the environmental or social characteristics promoted by the financial product.

● What sustainability indicators are used to measure the attainment of each of the environmental or social characteristics promoted by this financial product?

The following sustainability indicators are used to measure the attainment of the environmental and social characteristics promoted by the financial product:

- The percentage of the portfolio compliant with the RBC Policy
- The percentage of the portfolio covered by ESG analysis based on the ESG internal proprietary methodology
- The weighted average ESG score of the portfolio compared to the weighted average ESG score of its investment universe, as defined in the Prospectus
- The percentage of the financial product's portfolio invested in 'sustainable investments' as defined in Article 2 (17) of the SFDR regulation

Sustainability indicators measure how the environmental or social characteristics promoted by the financial product are attained.



● **What are the objectives of the sustainable investments that the financial product partially intends to make and how does the sustainable investment contribute to such objectives?**

The objectives of the sustainable investments made by the financial product are to finance companies that contribute to environmental and/or social objectives through their products and services, as well as their sustainable practices.

The internal methodology, as defined in the main part of the Prospectus, integrates several criteria into its definition of sustainable investments that are considered to be core components to qualify a company as sustainable. These criteria are complementary to each other. In practice, a company must meet at least one of the criteria described below in order to be considered as contributing to an environmental or social objective:

1. A company with an economic activity aligned with the EU Taxonomy objectives. A company can be qualified as sustainable investment in case it has more than 20% of its revenues aligned with the EU Taxonomy. A company qualifying as sustainable investment through this criteria can for example contribute to the following environmental objectives: sustainable forestry, environmental restoration, sustainable manufacturing, renewable energy, water supply, sewerage, waste management and remediation, sustainable transportation, sustainable buildings, sustainable information and technology, scientific research for sustainable development;

2. A company with an economic activity contributing to one or more United Nations Sustainable Development goals (UN SDG) targets. A company can be qualified as sustainable investment in case it has more than 20% of its revenues aligned with the SDGs and less than 20% of its revenues misaligned with the UN SDGs. A company qualifying as sustainable investment through this criteria can for example contribute to the following objectives:

a. Environmental: sustainable agriculture, sustainable management of water and sanitation, sustainable and modern energy, sustainable economic growth, sustainable infrastructure, sustainable cities, sustainable consumption and production patterns, fight against climate change, conservation and sustainable use of oceans, seas and marine resources, protection, restoration and sustainable use of terrestrial ecosystems, sustainable management of forests, fight against desertification, land degradation and biodiversity loss;

b. Social: no poverty, zero hunger, food security, healthy lives and well-being at all ages, inclusive and equitable quality education and lifelong learning opportunities, gender equality, women and girls empowerment, availability of water and sanitation, access to affordable, reliable and modern energy, inclusive and sustainable economic growth, full and productive employment and decent work, resilient infrastructure, inclusive and sustainable industrialization, reduced inequality, inclusive, safe and resilient cities and human settlements, peaceful and inclusive societies, access to justice and effective, accountable and inclusive institutions, global partnership for sustainable development.

3. A company operating in a high GHG emission sector that is transitioning its business model to align with the objective of maintaining the global temperature rise below 1.5°C. A company qualifying as sustainable investment through this criteria can for example contribute to the following environmental objectives: GHG emissions reduction, fight against climate change;

4. A company with best-in-class environmental or social practices compared to its peers within the relevant sector and geographical region. The E or S best performer assessment is based on the BNPP AM ESG scoring methodology. The methodology scores companies and assesses them against a peer group comprising companies in comparable sectors and geographical regions. A company with a contribution score above 10 on the Environmental or Social pillar qualifies as best performer. A company qualifying as sustainable investment through this criteria can for example contribute to the following objectives:

a. Environmental: fight against climate change, environmental risk management, sustainable management of natural resources, waste management, water management, GHG emissions reduction, renewable energy, sustainable agriculture, green infrastructure;

b. Social: health and safety, human capital management, good external stakeholder management (supply chain, contractors, data), business ethics preparedness, good corporate governance.

Green bonds, social bonds and sustainability bonds issued to support specific environmental and/or social projects are also qualified as sustainable investments provided that these debt securities receive an investment recommendation 'POSITIVE' or 'NEUTRAL' from the Sustainability Center following the issuer and underlying project assessment based on a proprietary Green/Social/Sustainability Bond Assessment methodology.

Companies identified as a sustainable investment should not significantly harm any other environmental or social objectives (the Do No Significant Harm 'DNSH' principle) and should follow good governance practices. BNP Paribas Asset Management (BNPP AM) uses its proprietary methodology to assess all companies against these requirements.

More information on the internal methodology can be found on the website of the investment manager: <https://docfinder.bnpparibas-am.com/api/files/14787511-CB33-49FC-B9B5-7E934948BE63>

Principal adverse impacts are the most significant negative impacts of investment decisions on sustainability factors relating to environmental, social and employee matters, respect for human rights, anti-corruption and anti-bribery matters.

● **How do the sustainable investments that the financial product partially intends to make, not cause significant harm to any environmental or social sustainable investment objective?**

Sustainable investments that the product partially intends to make should not significantly harm any environmental or social objective (DNSH Principle). In this respect, the investment manager commits to consider principal adverse impacts on sustainability factors by taking into account indicators for adverse impacts as defined in SFDR, and to not invest in companies that do not meet their fundamental obligations in line with the OECD Guidelines and the UN Guiding Principles on Business and Human Rights.

How have the indicators for adverse impacts on sustainability factors been taken into account?

The investment manager ensures that throughout its investment process, the financial product takes into all the account principal all the adverse impact indicators that are relevant to its investment strategy to select the sustainable investments that the financial product partially intends to make by systematically implementing the sustainable investment pillars defined in the BNP Paribas Asset Management Global Sustainability Strategy (GSS) into its investment process : RBC policy, ESG integration guidelines, Stewardship, the forward-looking vision the '3Es' (Energy transition, Environmental sustainability, Equality & Inclusive Growth).

The RBC policy establishes a common framework across investments and economic activities that help identify industries and behaviours presenting a high risk of adverse impacts in violation of international norms. As part of the RBC Policy, sector policies provide a tailored approach to identify and prioritize principal adverse impacts based on the nature of the economic activity, and in many cases, the geography in which these economic activities take place.

The ESG Integration Guidelines includes a series of commitments, which are material to consideration of principal adverse sustainability impacts, and guides the internal ESG integration process. The proprietary ESG scoring framework includes an assessment of a number of adverse sustainability impacts caused by companies in which we invest. Outcome of this assessment may impact the valuation models as well as the portfolio construction depending on the severity and materiality of adverse impacts identified.

Thus, the Investment Manager considers principal adverse sustainability impacts throughout the investment process through the use of the internal ESG scores and construction of the portfolio with an improved ESG profile compared to its investment universe.

The Forward-looking perspective defines a set of objectives and developed performance indicators to measure how the researches, portfolios and commitments are aligned on three issues, the '3Es' (Energy transition, Environmental sustainability, Equality & inclusive growth) and thus support investment processes.

Furthermore, the Stewardship team regularly identifies adverse impacts through ongoing research, collaboration with other long-term investors, and dialogue with NGOs and other experts.

As regards the sustainable investments that the financial product intends to make, the following principal adverse sustainability impacts are taken into account:

Corporate mandatory indicators:

1. GreenHouse Gas (GHG) Emissions

2. Carbon footprint
3. GHG intensity of investee companies
4. Exposure to companies active in the fossil fuel sector
5. Share of non-renewable energy consumption and production
6. Energy consumption intensity per high impact climate sector
7. Activities negatively affecting biodiversity sensitive areas
8. Emissions to water
9. Hazardous waste ratio
10. Violations of UN Global Compact principles and Organisation for Economic Cooperation and Development (OECD) Guidelines for Multinational Enterprises
11. Lack of processes and compliance mechanisms to monitor compliance with UN Global Compact principles and OECD Guidelines for Multinational Enterprises
12. Unadjusted gender pay gap
13. Board gender diversity
14. Exposure to controversial weapons (anti-personnel mines, cluster munitions, chemical weapons and biological weapons)

Corporate voluntary indicators:

Environment

4. Investments in companies without carbon emission reduction initiatives

Social

4. Lack of a supplier code of conduct
9. Lack of a human rights policy

Sovereign mandatory indicator:

15. GHG intensity
16. Investee countries subject to social violations

More detailed information on the manner in which principal adverse impacts on sustainability factors are considered can be found in the BNP PARIBAS ASSET MANAGEMENT SFDR disclosure statement:

<https://docfinder.bnpparibas-am.com/api/files/874ADAE2-3EE7-4AD4-B0ED-84FC06E090BF>

In addition, information on how the principal adverse impacts on sustainability factors have been considered over the year will be available in the annual report of the financial product.

How are the sustainable investments aligned with the OECD Guidelines for Multinational Enterprises and the UN Guiding Principles on Business and Human Rights?

The investment universe of the financial product is periodically screened with a view to identify issuers that are potentially in violation or at risk of violation of the UN Global Compact Principles, OECD Guidelines for Multinational Enterprises and UN Guiding Principles on Business & Human Rights, including the principles and rights set out in the eight fundamental conventions identified in the Declaration of the International Labour Organisation on Fundamental Principles and Rights at Work and the International Bill of Human Rights. This assessment is conducted within the BNPP AM Sustainability Centre on the basis of internal analysis and information provided by external experts, and in consultation with BNP Paribas Group CSR Team. If an issuer is found to be in serious and repeated violations of any of the principles, it will be placed on an 'exclusion list' and will not be available for investment. Existing investments should be divested from the portfolio according to an internal procedure. If an issuer is at risk of violating any of the principles, it is placed on a 'watch list' monitored, as appropriate.

The EU Taxonomy sets out a 'do not significant harm' principle by which Taxonomy-aligned investments should not significantly harm EU Taxonomy objectives and is accompanied by specific EU criteria.

The 'do no significant harm' principle applies only to those investments underlying the financial product that take into account the EU criteria for environmentally sustainable economic activities. The investments underlying the remaining portion of this financial product do not take into account the EU criteria for environmentally sustainable economic activities.

Any other sustainable investments must also not significantly harm any environmental or social objectives.





Does this financial product consider principal adverse impacts on sustainability factors?

Yes

The product considers principal adverse impacts on sustainability factors by systematically implementing the sustainable investment pillars defined in the GSS into its investment process. These pillars are covered by firm-wide policies that set criteria to identify, consider and prioritise as well as address or mitigate adverse sustainability impacts caused by issuers.

The RBC policy establishes a common framework across investments and economic activities that help identify industries and behaviours presenting a high risk of adverse impacts in violation of international norms. As part of the RBC Policy, sector policies provide a tailored approach to identify and prioritize principal adverse impacts based on the nature of the economic activity, and in many cases, the geography in which these economic activities take place.

The ESG Integration Guidelines includes a series of commitments, which are material to consideration of principal adverse sustainability impacts, and guides the internal ESG integration process. The proprietary ESG scoring framework includes an assessment of a number of adverse sustainability impacts caused by companies in which we invest. Outcome of this assessment may impact the valuation models as well as the portfolio construction depending on the severity and materiality of adverse impacts identified.

Thus, the Investment Manager considers principal adverse sustainability impacts throughout the investment process through the use of the internal ESG scores and construction of the portfolio with an improved ESG profile compared to its investment universe.

The Forward-looking perspective defines a set of objectives and developed performance indicators to measure how the researches, portfolios and commitments are aligned on three issues, the '3Es' (Energy transition, Environmental sustainability, Equality & inclusive growth) and thus support investment processes.

Furthermore, the Stewardship team regularly identifies adverse impacts through ongoing research, collaboration with other long-term investors, and dialogue with NGOs and other experts.

Actions to address or mitigate principal adverse sustainability impacts depend on the severity and materiality of these impacts. These actions are guided by the RBC Policy, ESG Integration Guidelines, and Engagement and Voting Policy which include the following provisions :

- Exclusion of issuers that are in violation of international norms and conventions and issuers that are involved in activities presenting an unacceptable risk to society and/or the environment
- Engagement with issuers with the aim of encouraging them to improve their environmental, social and governance practices and, thus, mitigate potential adverse impacts
- In case of equity holdings, voting at Annual General Meetings of companies the portfolio is invested in to promote good governance and advance environmental and social issues
- Ensuring all securities included in the portfolio have supportive ESG research
- Managing portfolios so that their aggregate ESG score is better than the relevant benchmark or universe

Based on the above approach, and depending on the composition of the financial product's portfolio (i.e. the type of issuer), the financial product considers and addresses or mitigates the following principal adverse sustainability impacts:

Corporate mandatory indicators:

1. GreenHouse Gas (GHG) Emissions
2. Carbon footprint
3. GHG intensity of investee companies
4. Exposure to companies active in the fossil fuel sector
5. Share of non-renewable energy consumption and production
6. Energy consumption intensity per high impact climate sector



7. Activities negatively affecting biodiversity sensitive areas
8. Emissions to water
9. Hazardous waste ratio
10. Violations of UN Global Compact principles and Organisation for Economic Cooperation and Development (OECD) Guidelines for Multinational Enterprises
11. Lack of processes and compliance mechanisms to monitor compliance with UN Global Compact principles and OECD Guidelines for Multinational Enterprises
12. Unadjusted gender pay gap
13. Board gender diversity
14. Exposure to controversial weapons (anti-personnel mines, cluster munitions, chemical weapons and biological weapons)

Corporate voluntary indicators:

Environment

4. Investments in companies without carbon emission reduction initiatives

Social

4. Lack of a supplier code of conduct
9. Lack of a human rights policy

Sovereign mandatory indicator:

15. GHG intensity
16. Investee countries subject to social violations

More detailed information on the manner in which principal adverse impacts on sustainability factors are considered can be found in the BNP PARIBAS ASSET MANAGEMENT SFDR disclosure statement: <https://docfinder.bnpparibas-am.com/api/files/874ADAE2-3EE7-4AD4-BOED-84FC06E090BF>
In addition, information on how the principal adverse impacts on sustainability factors have been considered over the year will be available in the annual report of the financial product.

No



What investment strategy does this financial product follow?

The investment strategy guides investment decisions based on factors such as investment objectives and risk tolerance.

To achieve the investment objective of the financial product, the investment manager takes into account at each step of its investment process the Environmental, Social and Governance (ESG) criteria that the financial product promotes.

The investment universe of the financial product is thoroughly screened with a view to identify issuers that are in violation of the UN Global Compact Principles, OECD Guidelines for Multinational Enterprises and UN Guiding Principles on Business & Human Rights.

Then the Investment Manager integrates ESG ratings and criteria into the assessment of issuers. ESG ratings are built by BNP Paribas Asset Management's Sustainability Centre using a proprietary ESG methodology.

The investment manager constantly integrates the binding elements of the investment strategy described in the question below to construct an investment portfolio with an improved ESG profile compared to its investment universe.

Environmental, social and governance (ESG) criteria contribute to, but are not a determining factor in, the manager's decision-making.

The elements of the investment strategy to attain the environmental or social characteristics promoted by this financial product as described below are systematically integrated throughout the investment process.

- **What are the binding elements of the investment strategy used to select the investments to attain each of the environmental or social characteristics promoted by this financial product?**

- The financial product shall comply with the RBC Policy by excluding companies involved in controversies due to poor practices related to human and labor rights, environment, and corruption, as well as



companies operating in sensitive sectors (tobacco, coal, controversial weapons, asbestos,...), as these companies are deemed to be in violation of international norms, or to cause unacceptable harm to society and/or the environment.

More information on the RBC Policy, and in particular criteria relating to sectoral exclusions, can be found on the website of the investment manager: Sustainability documents - BNPP AM Corporate English (<https://www.bnpparibas-am.com/sustainability-documents/>)

- The financial product shall have the weighted average ESG score of its portfolio higher than the weighted average ESG score of its investment universe, as defined in the Prospectus
- The financial product shall have at least 90% of its assets (excluding ancillary liquid assets) covered by the ESG analysis based on the ESG internal proprietary methodology
- The financial product shall invest at least 15% of its assets in 'sustainable investments' as defined in Article 2 (17) of the SFDR regulation. Criteria to qualify an investment as 'sustainable investment' are indicated in the above question 'What are the objectives of the sustainable investments that the financial product partially intends to make and does the sustainable investments contribute to such objectives' and the quantitative and qualitative thresholds are mentioned in the main part of the Prospectus

● **What is the committed minimum rate to reduce the scope of the investments considered prior to the application of that investment strategy?**

The financial product does not commit to a reduction of the scope of investments prior to the application of its investment strategy.

● **What is the policy to assess good governance practices of the investee companies?**

The ESG scoring framework assesses corporate governance through a core set of standard key performance indicators for all sectors supplemented by sector specific metrics. The governance metrics and indicators to assess good governance practices such as sound management structures, employee relations, remuneration of staff and tax compliance include but are not limited to:

- Separation of power (e.g. Split CEO/Chair)
- Board diversity
- Executive pay (remuneration policy)
- Board Independence, and key committees independence
- Accountability of directors
- Financial expertise of the Audit Committee
- Respect of shareholders rights and absence of antitakeover devices
- The presence of appropriate policies (i.e. Bribery and corruption, whistleblower)
- Tax disclosure
- An assessment of prior negative incidents relating to governance

The ESG analysis goes beyond the framework to look at a more qualitative assessment of how the insights from our ESG model are reflected in the culture and operations of investee companies. In some cases, the ESG analysts will conduct due diligence meetings to better understand the company's approach to corporate governance.

Good governance practices include sound management structures, employee relations, remuneration of staff and tax compliance.



What is the asset allocation planned for this financial product?

Asset allocation describes the share of investments in specific assets.

At least 80% of the investments of the financial product will be used to meet the environmental or social characteristics promoted, in accordance with the binding elements of the investment strategy of the financial product.

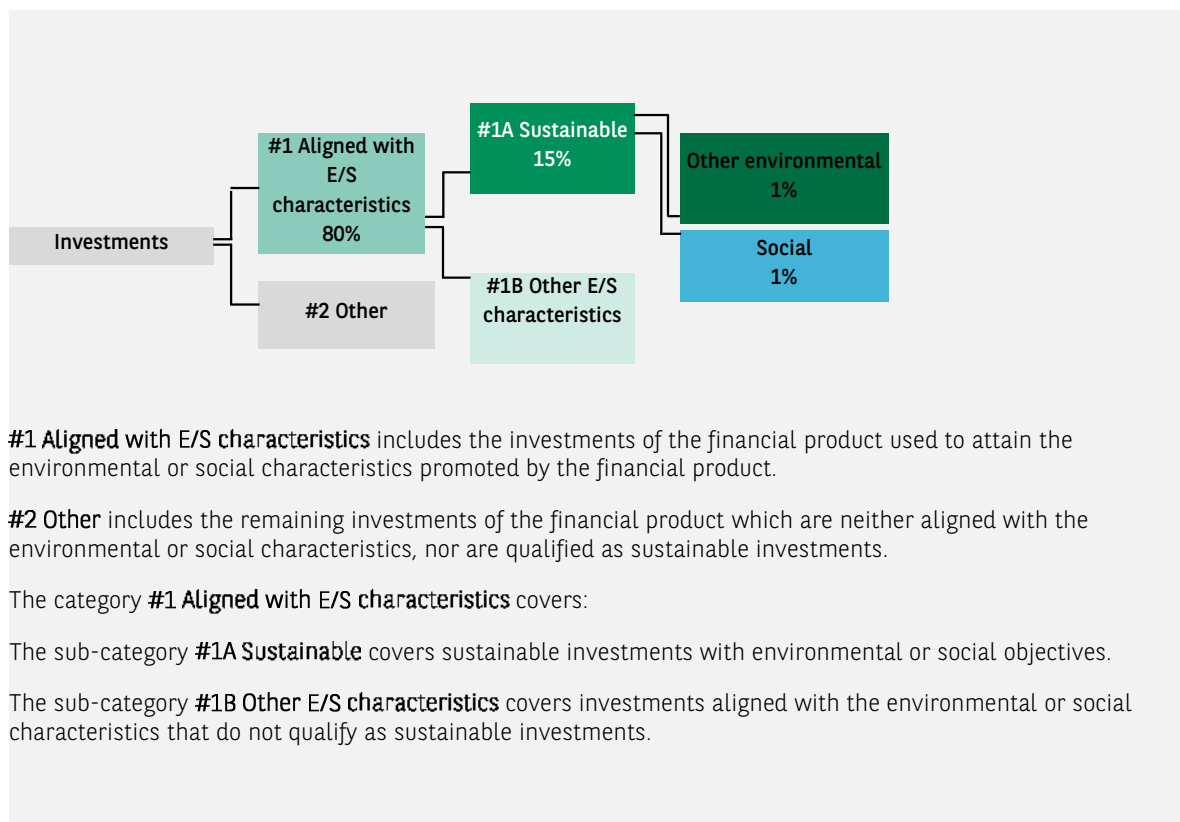
Taxonomy-aligned activities are expressed as a share of:

For the avoidance of doubt, such a proportion is solely a minimum and the exact percentage of the investments of the financial product that attained the promoted environmental or social characteristics will be available in the annual report.

The minimum proportion of sustainable investments of the financial product is 15%.

The remaining proportion of the investments is mainly used as described under the question: "What investments are included under "#2 Other", what is their purpose and are there any minimum environmental or social safeguards?"

- **turnover** reflecting the share of revenue from green activities of investee companies.
 - **capital expenditure** (CapEx) showing the green investments made by investee companies, e.g. for a transition to a green economy.
 - **operational expenditure** (OpEx) reflecting green operational activities of investee companies.



● **How does the use of derivatives attain the environmental or social characteristics promoted by the financial product?**

Financial derivative instruments may be used for efficient portfolio management, hedging and/or investment purposes, if applicable. These instruments are not used to attain the environmental or social characteristics promoted by the product.



To what minimum extent are sustainable investments with an environmental objective aligned with the EU Taxonomy?

Not applicable

● **Does the financial product invest in fossil gas and/or nuclear energy related activities that comply with the EU Taxonomy¹?**

Yes

In fossil gas In Nuclear Energy

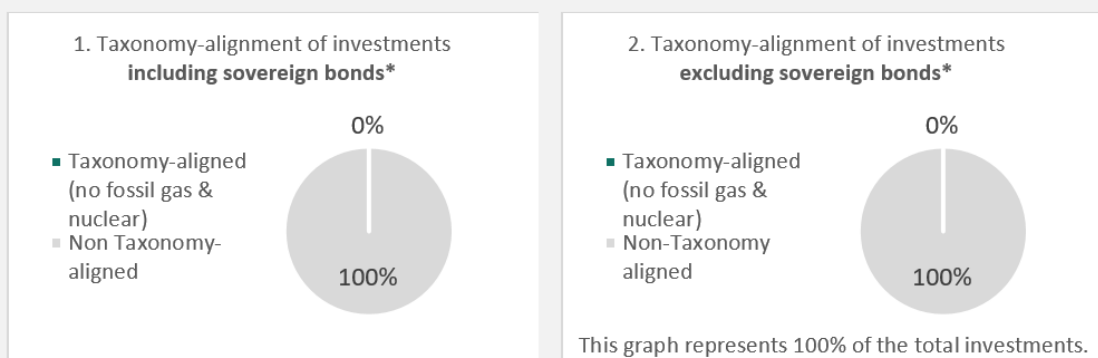
No

¹ -Fossil gas and/or nuclear related activities will only comply with the EU Taxonomy where they contribute to limiting climate change ("climate change mitigation") and do not significantly harm any EU Taxonomy objective - see explanatory note in the left hand margin. The full criteria for fossil gas and nuclear energy economic activities that comply with the EU Taxonomy are laid down in Commission Delegated Regulation (EU) 2022/1214.

To comply with the EU Taxonomy, the criteria for **fossil gas** include limitations on emissions and switching to renewable power or low-carbon fuels by the end of 2035. For **nuclear energy**, the criteria include comprehensive safety and waste management rules

Enabling activities directly enable other activities to make a substantial contribution to an environmental objective. **Transitional activities** are activities for which low-carbon alternatives are not yet available and among others have greenhouse gas emission levels corresponding to the best performance.

The two graphs below show in green the minimum percentage of investments that are aligned with the EU Taxonomy. As there is no appropriate methodology to determine the Taxonomy-alignment of sovereign bonds*, the first graph shows the Taxonomy-alignment in relation to all the investments of the financial product including sovereign bonds, while the second graph shows the Taxonomy-alignment only in relation to the investments of the financial product other than sovereign bonds.



* For the purpose of these graphs, 'sovereign bonds' consist of all sovereign exposures

● **What is the minimum share of investments in transitional and enabling activities?**

Not applicable

are sustainable investments with an environmental objective that **do not take into account the criteria** for environmentally sustainable economic activities under the EU Taxonomy.

● **What is the minimum share of sustainable investments with an environmental objective that are not aligned with the EU Taxonomy?**

The minimum share of sustainable investments with an environmental objective that are not aligned with the EU Taxonomy is 1%.

The minimum share is intentionally low as the objective of the investment manager is not to prevent the product from investing in taxonomy-aligned activities within the framework of the investment strategy of the product.

The Management Company is improving its Taxonomy-alignment data collection to ensure the accuracy and suitability of its Taxonomy sustainability-related disclosures. In the meantime, the financial product will invest in sustainable investments with an environmental objective that are not aligned with the EU Taxonomy.

● **What is the minimum share of socially sustainable investments?**

The minimum share of socially sustainable investments within the financial product is 1%.

● **What investments are included under '#2 Other', what is their purpose and are there any minimum environmental or social safeguards?**

The remaining proportion of the investments may include :

- The proportion of assets that are not used to meet the environmental or social characteristics promoted by the financial product. These assets are used for investment purposes, or
- Instruments which are mainly used for liquidity, efficient portfolio management, and/or hedging purposes, notably cash, deposits and derivatives

In any case, the investment manager will ensure that those investments are made while maintaining the

improvement of the ESG profile of the financial product. In addition, those investments are made in compliance with our internal processes, including the following minimum environmental or social safeguards:

- The risk management policy. The risk management policy comprises procedures as are necessary to enable the management company to assess for each financial product it manages the exposure of that product to market, liquidity, sustainability and counterparty risks. And

- The RBC policy, where applicable, through the exclusion of companies involved in controversies due to poor practices related to human and labour rights, environment, and corruption, as well as companies operating in sensitive sectors (tobacco, coal, controversial weapons, asbestos,...), as these companies are deemed to be in violation of international norms, or to cause unacceptable harm to society and/or the environment



Is a specific index designated as a reference benchmark to determine whether this financial product is aligned with the environmental and/or social characteristics that it promotes?

Reference benchmarks are indexes to measure whether the financial product attains the environmental or social characteristics that they promote.

No reference benchmark has been designated for the purpose of attaining the environmental or social characteristics promoted by the financial product.

- **How is the reference benchmark continuously aligned with each of the environmental or social characteristics promoted by the financial product?**

Not applicable

- **How is the alignment of the investment strategy with the methodology of the index ensured on a continuous basis?**

Not applicable

- **How does the designated index differ from a relevant broad market index?**

Not applicable

- **Where can the methodology used for the calculation of the designated index be found?**

Not applicable



Where can I find more product specific information online?

More product-specific information can be found on the website: <https://www.bnpparibas-am.com/> after choosing the relevant country and directly in the section 'Sustainability-related disclosures' dedicated to the product.

Template pre-contractual disclosure for the financial products referred to in Article 8, paragraphs 1, 2 and 2a, of Regulation (EU) 2019/2088 and Article 6, first paragraph, of Regulation (EU) 2020/852

Sustainable investment means an investment in an economic activity that contributes to an environmental or social objective, provided that the investment does not significantly harm any environmental or social objective and that the investee companies follow good governance practices.

The **EU Taxonomy** is a classification system laid down in Regulation (EU) 2020/852, establishing a list of **environmentally sustainable economic activities**. That Regulation does not lay down a list of socially sustainable economic activities. Sustainable investments with an environmental objective might be aligned with the Taxonomy or not.

Product name : **BNP PARIBAS FUNDS EURO GOVERNMENT BOND**

Legal Entity Identifier : 213800HI1EPYIJX6IX47

Environmental and/or social characteristics

Does this financial product have a sustainable investment objective?	
<input checked="" type="radio"/> <input type="radio"/> Yes	<input checked="" type="radio"/> <input type="radio"/> No
<input type="checkbox"/> It will make a minimum of sustainable investments with an environmental objective: ____%	<input checked="" type="checkbox"/> It promotes Environmental/Social (E/S) characteristics and while it does not have as its objective a sustainable investment, it will have a minimum proportion of 20% of sustainable investments
<input type="checkbox"/> in economic activities that qualify as environmentally sustainable under the EU Taxonomy	<input type="checkbox"/> with an environmental objective in economic activities that qualify as environmentally sustainable under the EU Taxonomy
<input type="checkbox"/> in economic activities that do not qualify as environmentally sustainable under the EU Taxonomy	<input checked="" type="checkbox"/> with an environmental objective in economic activities that do not qualify as environmentally sustainable under the EU Taxonomy
<input type="checkbox"/> It will make a minimum of sustainable investments with a social objective: ____%	<input checked="" type="checkbox"/> with a social objective
<input type="checkbox"/> It promotes E/S characteristics, but will not make any sustainable investments	<input type="checkbox"/> It promotes E/S characteristics, but will not make any sustainable investments



What environmental and/or social characteristics are promoted by this financial product?

The financial product promotes environmental and social characteristics by assessing underlying investments against Environmental, Social, and Governance (ESG) criteria using an ESG internal proprietary methodology, and by investing in issuers that demonstrate good environmental, social and governance practices.

Sovereign issuers and agencies

The investment strategy selects sovereign issuers based on their performance across the environmental, social and governance pillars. The ESG performance of each country is assessed using an internal Sovereign ESG methodology that focuses on measuring governments' efforts to produce and preserve assets, goods, and services with high ESG values, according to their level of economic development. This involves evaluation of a country

against a combination of environmental, social and governance factors, which include but not limited to:

- Environmental: climate mitigation, biodiversity, energy efficiency, land resources, pollution
- Social: life conditions, economic inequality, education, employment, health infrastructure, human capital
- Governance: business rights, corruption, democratic life, political stability, security

BNP Paribas Asset Management's Global Sustainability Strategy places a strong emphasis on combatting climate change. Therefore, given the importance of sovereigns in addressing climate change, the internal Sovereign ESG methodology includes an additional scoring component that captures the country's contribution to progress towards the net-zero goals set out in the Paris Agreement. This additional scoring component reflects countries' commitment to future targets balanced by their current policies and their forward-looking physical climate risk exposure. It combines temperature alignment methodology for determining national contributions to climate change with an assessment of the laws and policies countries have in place for addressing climate change.

The investment manager also applies the BNP Paribas Group's sensitive countries framework, which includes restrictive measures on certain countries and/or activities that are considered as being particularly exposed to money laundering and terrorism financing related risks.

Corporate issuers

The investment strategy selects corporate issuers with good or improving ESG practices within their sector of activity. The ESG performance of an issuer is evaluated against a combination of environmental, social and governance factors which include but are not limited to:

- Environmental: energy efficiency, reduction of emissions of greenhouse gases (GHG), treatment of waste
- Social: respect of human rights and workers' rights, human resources management (workers' health and safety, diversity)
- Governance: Board of Directors independence, managers' remuneration, respect of minority shareholders rights

The exclusion criteria are applied with regard to issuers that are in violation of international norms and convention, or operate in sensitive sectors as defined by the Responsible Business Conduct Policy (RBC Policy).

Furthermore, the investment manager promotes better environmental and social outcomes through engagement with issuers and the exercise of voting rights according to the Stewardship policy, where applicable.

No reference benchmark has been designated for the purpose of attaining the environmental or social characteristics promoted by the financial product.

● What sustainability indicators are used to measure the attainment of each of the environmental or social characteristics promoted by this financial product?

The following sustainability indicators are used to measure the attainment of the environmental and social characteristics promoted by the financial product:

- The percentage of the portfolio compliant with the BNP Paribas Group's controversial countries framework and BNP Paribas Asset Management RBC Policy
- The percentage of the portfolio covered by ESG analysis based on the ESG internal proprietary methodology
- The weighted average ESG score of the portfolio compared to the weighted average ESG score of its investment universe, as defined in the Prospectus
- The percentage of the financial product's portfolio invested in 'sustainable investments' as defined in Article 2 (17) of the SFDR regulation
- The portfolio invests in securities issued by eligible states following the conditions of the Central Labelling Agency of the Belgian SRI label (CLA)

Sustainability indicators measure how the environmental or social characteristics promoted by the financial product are attained.



● **What are the objectives of the sustainable investments that the financial product partially intends to make and how does the sustainable investment contribute to such objectives?**

The objectives of the sustainable investments made by the financial product are to finance companies that contribute to environmental and/or social objectives through their products and services, as well as their sustainable practices.

The internal methodology, as defined in the main part of the Prospectus, integrates several criteria into its definition of sustainable investments that are considered to be core components to qualify a company as sustainable. These criteria are complementary to each other. In practice, a company must meet at least one of the criteria described below in order to be considered as contributing to an environmental or social objective:

1. A company with an economic activity aligned with the EU Taxonomy objectives. A company can be qualified as sustainable investment in case it has more than 20% of its revenues aligned with the EU Taxonomy. A company qualifying as sustainable investment through this criteria can for example contribute to the following environmental objectives: sustainable forestry, environmental restoration, sustainable manufacturing, renewable energy, water supply, sewerage, waste management and remediation, sustainable transportation, sustainable buildings, sustainable information and technology, scientific research for sustainable development;

2. A company with an economic activity contributing to one or more United Nations Sustainable Development goals (UN SDG) targets. A company can be qualified as sustainable investment in case it has more than 20% of its revenues aligned with the SDGs and less than 20% of its revenues misaligned with the UN SDGs. A company qualifying as sustainable investment through this criteria can for example contribute to the following objectives:

a. Environmental: sustainable agriculture, sustainable management of water and sanitation, sustainable and modern energy, sustainable economic growth, sustainable infrastructure, sustainable cities, sustainable consumption and production patterns, fight against climate change, conservation and sustainable use of oceans, seas and marine resources, protection, restoration and sustainable use of terrestrial ecosystems, sustainable management of forests, fight against desertification, land degradation and biodiversity loss;

b. Social: no poverty, zero hunger, food security, healthy lives and well-being at all ages, inclusive and equitable quality education and lifelong learning opportunities, gender equality, women and girls empowerment, availability of water and sanitation, access to affordable, reliable and modern energy, inclusive and sustainable economic growth, full and productive employment and decent work, resilient infrastructure, inclusive and sustainable industrialization, reduced inequality, inclusive, safe and resilient cities and human settlements, peaceful and inclusive societies, access to justice and effective, accountable and inclusive institutions, global partnership for sustainable development.

3. A company operating in a high GHG emission sector that is transitioning its business model to align with the objective of maintaining the global temperature rise below 1.5°C. A company qualifying as sustainable investment through this criteria can for example contribute to the following environmental objectives: GHG emissions reduction, fight against climate change;

4. A company with best-in-class environmental or social practices compared to its peers within the relevant sector and geographical region. The E or S best performer assessment is based on the BNPP AM ESG scoring methodology. The methodology scores companies and assesses them against a peer group comprising companies in comparable sectors and geographical regions. A company with a contribution score above 10 on the Environmental or Social pillar qualifies as best performer. A company qualifying as sustainable investment through this criteria can for example contribute to the following objectives:

a. Environmental: fight against climate change, environmental risk management, sustainable management of natural resources, waste management, water management, GHG emissions reduction, renewable energy, sustainable agriculture, green infrastructure;

b. Social: health and safety, human capital management, good external stakeholder management (supply chain, contractors, data), business ethics preparedness, good corporate governance.

Green bonds, social bonds and sustainability bonds issued to support specific environmental and/or social projects are also qualified as sustainable investments provided that these debt securities receive an investment recommendation 'POSITIVE' or 'NEUTRAL' from the Sustainability Center following the issuer and underlying project assessment based on a proprietary Green/Social/Sustainability Bond Assessment methodology.

Companies identified as a sustainable investment should not significantly harm any other environmental or social objectives (the Do No Significant Harm 'DNSH' principle) and should follow good governance practices. BNP Paribas Asset Management (BNPP AM) uses its proprietary methodology to assess all companies against these requirements.

More information on the internal methodology can be found on the website of the investment manager: <https://docfinder.bnpparibas-am.com/api/files/14787511-CB33-49FC-B9B5-7E934948BE63>

Principal adverse impacts are the most significant negative impacts of investment decisions on sustainability factors relating to environmental, social and employee matters, respect for human rights, anti-corruption and anti-bribery matters.

● How do the sustainable investments that the financial product partially intends to make, not cause significant harm to any environmental or social sustainable investment objective?

Sustainable investments that the product partially intends to make should not significantly harm any environmental or social objective (DNSH Principle). In this respect, the investment manager commits to consider principal adverse impacts on sustainability factors by taking into account indicators for adverse impacts as defined in SFDR, and to not invest in companies that do not meet their fundamental obligations in line with the OECD Guidelines and the UN Guiding Principles on Business and Human Rights.

How have the indicators for adverse impacts on sustainability factors been taken into account?

The investment manager ensures that throughout its investment process, the financial product takes into all the account principal all the adverse impact indicators that are relevant to its investment strategy to select the sustainable investments that the financial product partially intends to make by systematically implementing the sustainable investment pillars defined in the BNP Paribas Asset Management Global Sustainability Strategy (GSS) into its investment process : RBC policy, ESG integration guidelines, Stewardship, the forward-looking vision the '3Es' (Energy transition, Environmental sustainability, Equality & Inclusive Growth).

The RBC policy establishes a common framework across investments and economic activities that help identify industries and behaviours presenting a high risk of adverse impacts in violation of international norms. As part of the RBC Policy, sector policies provide a tailored approach to identify and prioritize principal adverse impacts based on the nature of the economic activity, and in many cases, the geography in which these economic activities take place.

The ESG Integration Guidelines includes a series of commitments, which are material to consideration of principal adverse sustainability impacts, and guides the internal ESG integration process. The proprietary ESG scoring framework includes an assessment of a number of adverse sustainability impacts caused by companies in which we invest. Outcome of this assessment may impact the valuation models as well as the portfolio construction depending on the severity and materiality of adverse impacts identified.

Thus, the Investment Manager considers principal adverse sustainability impacts throughout the investment process through the use of the internal ESG scores and construction of the portfolio with an improved ESG profile compared to its investment universe.

The Forward-looking perspective defines a set of objectives and developed performance indicators to measure how the researches, portfolios and commitments are aligned on three issues, the '3Es' (Energy transition, Environmental sustainability, Equality & inclusive growth) and thus support investment processes.

Furthermore, the Stewardship team regularly identifies adverse impacts through ongoing research, collaboration with other long-term investors, and dialogue with NGOs and other experts.

As regards the sustainable investments that the financial product intends to make, the following principal adverse sustainability impacts are taken into account:

Corporate mandatory indicators:

1. GreenHouse Gas (GHG) Emissions

2. Carbon footprint
3. GHG intensity of investee companies
4. Exposure to companies active in the fossil fuel sector
5. Share of non-renewable energy consumption and production
6. Energy consumption intensity per high impact climate sector
7. Activities negatively affecting biodiversity sensitive areas
8. Emissions to water
9. Hazardous waste ratio
10. Violations of UN Global Compact principles and Organisation for Economic Cooperation and Development (OECD) Guidelines for Multinational Enterprises
11. Lack of processes and compliance mechanisms to monitor compliance with UN Global Compact principles and OECD Guidelines for Multinational Enterprises
12. Unadjusted gender pay gap
13. Board gender diversity
14. Exposure to controversial weapons (anti-personnel mines, cluster munitions, chemical weapons and biological weapons)

Corporate voluntary indicators:

Environment

4. Investments in companies without carbon emission reduction initiatives

Social

4. Lack of a supplier code of conduct
9. Lack of a human rights policy

Sovereign mandatory indicator:

15. GHG intensity
16. Investee countries subject to social violations

More detailed information on the manner in which principal adverse impacts on sustainability factors are considered can be found in the BNP PARIBAS ASSET MANAGEMENT SFDR disclosure statement:

<https://docfinder.bnpparibas-am.com/api/files/874ADAE2-3EE7-4AD4-B0ED-84FC06E090BF>

In addition, information on how the principal adverse impacts on sustainability factors have been considered over the year will be available in the annual report of the financial product.

How are the sustainable investments aligned with the OECD Guidelines for Multinational Enterprises and the UN Guiding Principles on Business and Human Rights?

The investment universe of the financial product is periodically screened with a view to identify issuers that are potentially in violation or at risk of violation of the UN Global Compact Principles, OECD Guidelines for Multinational Enterprises and UN Guiding Principles on Business & Human Rights, including the principles and rights set out in the eight fundamental conventions identified in the Declaration of the International Labour Organisation on Fundamental Principles and Rights at Work and the International Bill of Human Rights. This assessment is conducted within the BNPP AM Sustainability Centre on the basis of internal analysis and information provided by external experts, and in consultation with BNP Paribas Group CSR Team. If an issuer is found to be in serious and repeated violations of any of the principles, it will be placed on an 'exclusion list' and will not be available for investment. Existing investments should be divested from the portfolio according to an internal procedure. If an issuer is at risk of violating any of the principles, it is placed on a 'watch list' monitored, as appropriate.

The EU Taxonomy sets out a 'do not significant harm' principle by which Taxonomy-aligned investments should not significantly harm EU Taxonomy objectives and is accompanied by specific EU criteria.

The 'do no significant harm' principle applies only to those investments underlying the financial product that take into account the EU criteria for environmentally sustainable economic activities. The investments underlying the remaining portion of this financial product do not take into account the EU criteria for environmentally sustainable economic activities.

Any other sustainable investments must also not significantly harm any environmental or social objectives.





Does this financial product consider principal adverse impacts on sustainability factors?

Yes

The product considers principal adverse impacts on sustainability factors by systematically implementing the sustainable investment pillars defined in the GSS into its investment process. These pillars are covered by firm-wide policies that set criteria to identify, consider and prioritise as well as address or mitigate adverse sustainability impacts caused by issuers.

The RBC policy establishes a common framework across investments and economic activities that help identify industries and behaviours presenting a high risk of adverse impacts in violation of international norms. As part of the RBC Policy, sector policies provide a tailored approach to identify and prioritize principal adverse impacts based on the nature of the economic activity, and in many cases, the geography in which these economic activities take place.

The ESG Integration Guidelines includes a series of commitments, which are material to consideration of principal adverse sustainability impacts, and guides the internal ESG integration process. The proprietary ESG scoring framework includes an assessment of a number of adverse sustainability impacts caused by companies in which we invest. Outcome of this assessment may impact the valuation models as well as the portfolio construction depending on the severity and materiality of adverse impacts identified.

Thus, the Investment Manager considers principal adverse sustainability impacts throughout the investment process through the use of the internal ESG scores and construction of the portfolio with an improved ESG profile compared to its investment universe.

The Forward-looking perspective defines a set of objectives and developed performance indicators to measure how the researches, portfolios and commitments are aligned on three issues, the '3Es' (Energy transition, Environmental sustainability, Equality & inclusive growth) and thus support investment processes.

Furthermore, the Stewardship team regularly identifies adverse impacts through ongoing research, collaboration with other long-term investors, and dialogue with NGOs and other experts.

Actions to address or mitigate principal adverse sustainability impacts depend on the severity and materiality of these impacts. These actions are guided by the RBC Policy, ESG Integration Guidelines, and Engagement and Voting Policy which include the following provisions :

- Exclusion of issuers that are in violation of international norms and conventions and issuers that are involved in activities presenting an unacceptable risk to society and/or the environment
- Engagement with issuers with the aim of encouraging them to improve their environmental, social and governance practices and, thus, mitigate potential adverse impacts
- In case of equity holdings, voting at Annual General Meetings of companies the portfolio is invested in to promote good governance and advance environmental and social issues
- Ensuring all securities included in the portfolio have supportive ESG research
- Managing portfolios so that their aggregate ESG score is better than the relevant benchmark or universe

Based on the above approach, and depending on the composition of the financial product's portfolio (i.e. the type of issuer), the financial product considers and addresses or mitigates the following principal adverse sustainability impacts:

Corporate mandatory indicators:

1. GreenHouse Gas (GHG) Emissions
2. Carbon footprint
3. GHG intensity of investee companies
4. Exposure to companies active in the fossil fuel sector
5. Share of non-renewable energy consumption and production
6. Energy consumption intensity per high impact climate sector



7. Activities negatively affecting biodiversity sensitive areas
8. Emissions to water
9. Hazardous waste ratio
10. Violations of UN Global Compact principles and Organisation for Economic Cooperation and Development (OECD) Guidelines for Multinational Enterprises
11. Lack of processes and compliance mechanisms to monitor compliance with UN Global Compact principles and OECD Guidelines for Multinational Enterprises
12. Unadjusted gender pay gap
13. Board gender diversity
14. Exposure to controversial weapons (anti-personnel mines, cluster munitions, chemical weapons and biological weapons)

Corporate voluntary indicators:

Environment

4. Investments in companies without carbon emission reduction initiatives

Social

4. Lack of a supplier code of conduct
9. Lack of a human rights policy

Sovereign mandatory indicator:

15. GHG intensity
16. Investee countries subject to social violations

More detailed information on the manner in which principal adverse impacts on sustainability factors are considered can be found in the BNP PARIBAS ASSET MANAGEMENT SFDR disclosure statement: <https://docfinder.bnpparibas-am.com/api/files/874ADAE2-3EE7-4AD4-BOED-84FC06E090BF>
In addition, information on how the principal adverse impacts on sustainability factors have been considered over the year will be available in the annual report of the financial product.

No



What investment strategy does this financial product follow?

The investment strategy guides investment decisions based on factors such as investment objectives and risk tolerance.

To achieve the investment objective of the financial product, the investment manager takes into account at each step of its investment process the Environmental, Social and Governance (ESG) criteria that the financial product promotes.

The investment universe of the financial product is thoroughly screened with a view to identify issuers that are in violation of the UN Global Compact Principles, OECD Guidelines for Multinational Enterprises and UN Guiding Principles on Business & Human Rights.

Then the Investment Manager integrates ESG ratings and criteria into the assessment of issuers. ESG ratings are built by BNP Paribas Asset Management's Sustainability Centre using a proprietary ESG methodology.

The investment manager constantly integrates the binding elements of the investment strategy described in the question below to construct an investment portfolio with an improved ESG profile compared to its investment universe.

Environmental, social and governance (ESG) criteria contribute to, but are not a determining factor in, the manager's decision-making.

The elements of the investment strategy to attain the environmental or social characteristics promoted by this financial product as described below are systematically integrated throughout the investment process.

- **What are the binding elements of the investment strategy used to select the investments to attain each of the environmental or social characteristics promoted by this financial product?**

- The financial product shall comply with the BNP Paribas Group's controversial countries framework and BNP Paribas Asset Management RBC Policy by excluding companies involved in controversies due to poor



practices related to human and labor rights, environment, and corruption, as well as companies operating in sensitive sectors (tobacco, coal, controversial weapons, asbestos,...), as these companies are deemed to be in violation of international norms, or to cause unacceptable harm to society and/or the environment.

More information on the RBC Policy, and in particular criteria relating to sectoral exclusions, can be found on the website of the investment manager: Sustainability documents - BNPP AM Corporate English (<https://www.bnpparibas-am.com/sustainability-documents/>)

- The financial product shall have the weighted average ESG score of its portfolio higher than the weighted average ESG score of its investment universe, as defined in the Prospectus
- The financial product shall have at least 90% of its assets (excluding ancillary liquid assets) covered by the ESG analysis based on the ESG internal proprietary methodology
- The financial product shall invest at least 20% of its assets in 'sustainable investments' as defined in Article 2 (17) of the SFDR regulation. Criteria to qualify an investment as 'sustainable investment' are indicated in the above question 'What are the objectives of the sustainable investments that the financial product partially intends to make and does the sustainable investments contribute to such objectives' and the quantitative and qualitative thresholds are mentioned in the main part of the Prospectus
- The portfolio shall invest in securities issued by eligible states following the conditions of the Central Labelling Agency of the Belgian SRI label (CLA)

● **What is the committed minimum rate to reduce the scope of the investments considered prior to the application of that investment strategy?**

The financial product does not commit to a reduction of the scope of investments prior to the application of its investment strategy.

● **What is the policy to assess good governance practices of the investee companies?**

The ESG scoring framework assesses corporate governance through a core set of standard key performance indicators for all sectors supplemented by sector specific metrics. The governance metrics and indicators to assess good governance practices such as sound management structures, employee relations, remuneration of staff and tax compliance include but are not limited to:

- Separation of power (e.g. Split CEO/Chair)
- Board diversity
- Executive pay (remuneration policy)
- Board Independence, and key committees independence
- Accountability of directors
- Financial expertise of the Audit Committee
- Respect of shareholders rights and absence of antitakeover devices
- The presence of appropriate policies (i.e. Bribery and corruption, whistleblower)
- Tax disclosure
- An assessment of prior negative incidents relating to governance

The ESG analysis goes beyond the framework to look at a more qualitative assessment of how the insights from our ESG model are reflected in the culture and operations of investee companies. In some cases, the ESG analysts will conduct due diligence meetings to better understand the company's approach to corporate governance.

Good governance practices include sound management structures, employee relations, remuneration of staff and tax compliance.



What is the asset allocation planned for this financial product?

At least 50% of the investments of the financial product will be used to meet the environmental or social characteristics promoted, in accordance with the binding elements of the investment strategy of the financial product.

For the avoidance of doubt, such a proportion is solely a minimum and the exact percentage of the investments of the financial product that attained the promoted environmental or social characteristics will be available in the annual report.

The minimum proportion of sustainable investments of the financial product is 20%.

The remaining proportion of the investments is mainly used as described under the question: "What investments are included under "#2 Other", what is their purpose and are there any minimum environmental or social safeguards?"

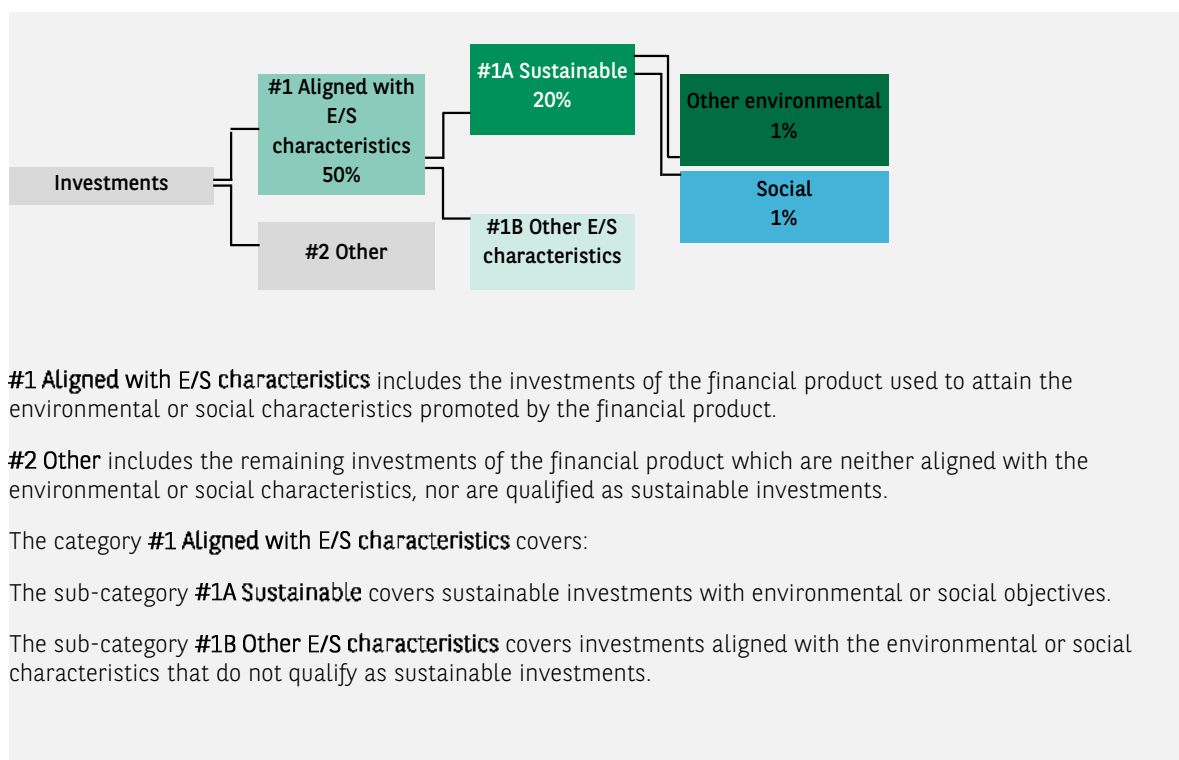
Asset allocation describes the share of investments in specific assets.

Taxonomy-aligned activities are expressed as a share of:

- **turnover** reflecting the share of revenue from green activities of investee companies.

- **capital expenditure** (CapEx) showing the green investments made by investee companies, e.g. for a transition to a green economy.

- **operational expenditure** (OpEx) reflecting green operational activities of investee companies.



#1 Aligned with E/S characteristics includes the investments of the financial product used to attain the environmental or social characteristics promoted by the financial product.

#2 Other includes the remaining investments of the financial product which are neither aligned with the environmental or social characteristics, nor are qualified as sustainable investments.

The category **#1 Aligned with E/S characteristics** covers:

The sub-category **#1A Sustainable** covers sustainable investments with environmental or social objectives.

The sub-category **#1B Other E/S characteristics** covers investments aligned with the environmental or social characteristics that do not qualify as sustainable investments.

● **How does the use of derivatives attain the environmental or social characteristics promoted by the financial product?**

Financial derivative instruments may be used for efficient portfolio management, hedging and/or investment purposes, if applicable. These instruments are not used to attain the environmental or social characteristics promoted by the product.



To what minimum extent are sustainable investments with an environmental objective aligned with the EU Taxonomy?

Not applicable

● **Does the financial product invest in fossil gas and/or nuclear energy related activities that comply with the EU Taxonomy¹?**

Yes

In fossil gas In Nuclear Energy

No

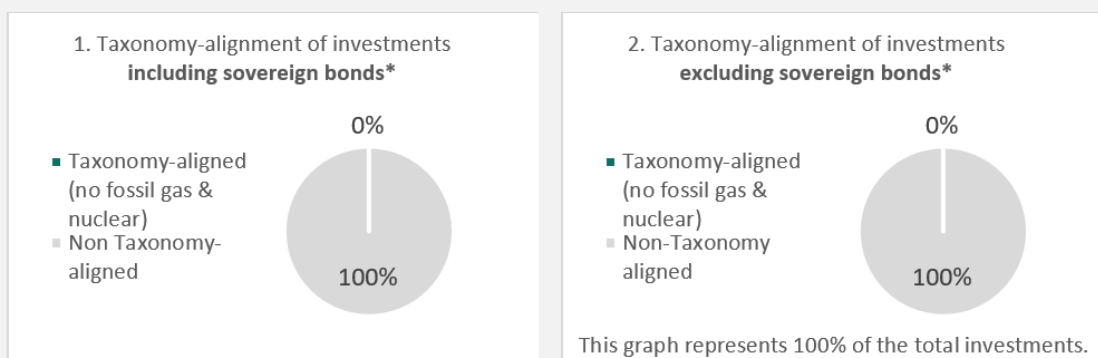
¹ -Fossil gas and/or nuclear related activities will only comply with the EU Taxonomy where they contribute to limiting climate change ("climate change mitigation") and do not significantly harm any EU Taxonomy objective - see explanatory note in the left hand margin. The full criteria for fossil gas and nuclear energy economic activities that comply with the EU Taxonomy are laid down in Commission Delegated Regulation (EU) 2022/1214.

To comply with the EU Taxonomy, the criteria for **fossil gas** include limitations on emissions and switching to renewable power or low-carbon fuels by the end of 2035. For **nuclear energy**, the criteria include comprehensive safety and waste management rules.



Enabling activities directly enable other activities to make a substantial contribution to an environmental objective. **Transitional activities** are activities for which low-carbon alternatives are not yet available and among others have greenhouse gas emission levels corresponding to the best performance.

The two graphs below show in green the minimum percentage of investments that are aligned with the EU Taxonomy. As there is no appropriate methodology to determine the Taxonomy-alignment of sovereign bonds*, the first graph shows the Taxonomy-alignment in relation to all the investments of the financial product including sovereign bonds, while the second graph shows the Taxonomy-alignment only in relation to the investments of the financial product other than sovereign bonds.



* For the purpose of these graphs, 'sovereign bonds' consist of all sovereign exposures

● **What is the minimum share of investments in transitional and enabling activities?**

Not applicable

are sustainable investments with an environmental objective that **do not take into account the criteria** for environmentally sustainable economic activities under the EU Taxonomy.

● **What is the minimum share of sustainable investments with an environmental objective that are not aligned with the EU Taxonomy?**

The minimum share of sustainable investments with an environmental objective that are not aligned with the EU Taxonomy is 1%.

The minimum share is intentionally low as the objective of the investment manager is not to prevent the product from investing in taxonomy-aligned activities within the framework of the investment strategy of the product.

The Management Company is improving its Taxonomy-alignment data collection to ensure the accuracy and suitability of its Taxonomy sustainability-related disclosures. In the meantime, the financial product will invest in sustainable investments with an environmental objective that are not aligned with the EU Taxonomy.

● **What is the minimum share of socially sustainable investments?**

The minimum share of socially sustainable investments within the financial product is 1%.

● **What investments are included under '#2 Other', what is their purpose and are there any minimum environmental or social safeguards?**

The remaining proportion of the investments may include :

- The proportion of assets that are not used to meet the environmental or social characteristics promoted by the financial product. These assets are used for investment purposes, or
- Instruments which are mainly used for liquidity, efficient portfolio management, and/or hedging purposes, notably cash, deposits and derivatives

In any case, the investment manager will ensure that those investments are made while maintaining the

improvement of the ESG profile of the financial product. In addition, those investments are made in compliance with our internal processes, including the following minimum environmental or social safeguards:

- The risk management policy. The risk management policy comprises procedures as are necessary to enable the management company to assess for each financial product it manages the exposure of that product to market, liquidity, sustainability and counterparty risks. And

- The RBC policy, where applicable, through the exclusion of companies involved in controversies due to poor practices related to human and labour rights, environment, and corruption, as well as companies operating in sensitive sectors (tobacco, coal, controversial weapons, asbestos,...), as these companies are deemed to be in violation of international norms, or to cause unacceptable harm to society and/or the environment



Is a specific index designated as a reference benchmark to determine whether this financial product is aligned with the environmental and/or social characteristics that it promotes?

Reference benchmarks are indexes to measure whether the financial product attains the environmental or social characteristics that they promote.

No reference benchmark has been designated for the purpose of attaining the environmental or social characteristics promoted by the financial product.

- **How is the reference benchmark continuously aligned with each of the environmental or social characteristics promoted by the financial product?**

Not applicable

- **How is the alignment of the investment strategy with the methodology of the index ensured on a continuous basis?**

Not applicable

- **How does the designated index differ from a relevant broad market index?**

Not applicable

- **Where can the methodology used for the calculation of the designated index be found?**

Not applicable



Where can I find more product specific information online?

More product-specific information can be found on the website: <https://www.bnpparibas-am.com/> after choosing the relevant country and directly in the section 'Sustainability-related disclosures' dedicated to the product.

Template pre-contractual disclosure for the financial products referred to in Article 9, paragraphs 1 to 4a, of Regulation (EU) 2019/2088 and Article 5, first paragraph, of Regulation (EU) 2020/852

Product name: BNP Paribas Funds Euro Government Green Bond

Legal entity identifier: 213800VHP8SJICD1TU71

SUSTAINABLE INVESTMENT OBJECTIVE

Does this financial product have a sustainable investment objective?

Yes

No

It will make a minimum of sustainable investments with an environmental objective: 80%

in economic activities that qualify as environmentally sustainable under the EU Taxonomy

in economic activities that do not qualify as environmentally sustainable under the EU Taxonomy

It will make a minimum of sustainable investments with a social objective: ___%

It promotes Environmental/Social (E/S) characteristics and while it does not have as its objective a sustainable investment, it will have a minimum proportion of ___% of sustainable investments

with an environmental objective in economic activities that qualify as environmentally sustainable under the EU Taxonomy

with an environmental objective in economic activities that do not qualify as environmentally sustainable under the EU Taxonomy

with a social objective

It promotes E/S characteristics, but will not make any sustainable investments

Sustainable investment means an investment in an economic activity that contributes to an environmental or social objective, provided that the investment does not significantly harm any environmental or social objective and that the investee companies follow good governance practices.

The **EU Taxonomy** is a classification system laid down in Regulation (EU) 2020/852, establishing a list of **environmentally sustainable economic activities**. That Regulation does not include a list of socially sustainable economic activities. Sustainable investments with an environmental objective might be aligned with the Taxonomy or not.



What is the sustainable investment objective of this financial product?

The sustainable investment objective of the BNP Paribas Funds Euro Government Green Bond fund is to allocate capital to new and existing projects with environmental benefits by investing in green bonds issued by governments, supranational, sovereign agencies, local entities and/or corporate to finance environmentally sound and sustainable projects that foster a net-zero emissions economy and protect the environment.

The eligible green projects categories include, but are not limited to:

- Renewable energy (including production, transmission, appliances and products);
- Energy efficiency (such as in new and refurbished buildings, energy storage, district heating, smart grids, appliances and products);
- Clean transportation (such as electric, hybrid, public, rail, non-motorized, multi-modal transportation, infrastructure for clean energy vehicles and reduction of harmful emissions);

- Solutions for climate change (including efforts to make infrastructure more resilient to impacts of climate change, as well as information support systems, such as climate observation and early warning systems);
- Green buildings that meet regional, national or internationally recognized standards or certifications for environmental performance.

The selected green bonds should comply with the principles formulated by the International Capital Market Association and receive a "POSITIVE" or "NEUTRAL" investment recommendation from the Sustainability Center following the issuer and underlying project assessment based on a proprietary Green/Social/Sustainability Bond Assessment methodology.

The sustainable investment objective of the financial product is environmental but mainly outside the scope of the environmental objectives defined by the EU Taxonomy.

No reference benchmark has been designated for the purpose of attaining the sustainable investment objective of the financial product.

● *What sustainability indicators are used to measure the attainment of the sustainable investment objective of this financial product?*

The following sustainability indicators are used to measure the attainment of the sustainable investment objective promoted by the financial product:

- The percentage of the financial product's portfolio invested in green bonds compliant with the principles formulated by the International Capital Market Association and having a "POSITIVE" or "NEUTRAL" investment recommendation from the Sustainability Center;
- The percentage of the financial product's portfolio compliant with the BNP Paribas Group's controversial countries framework and BNP Paribas Asset Management RBC Policy;
- The percentage of the financial product's portfolio covered by the ESG analysis based on the proprietary ESG methodology ;
- The percentage of the financial product's portfolio invested in "sustainable investments" as defined in Article 2 (17) of the SFDR.

● *How do sustainable investments not cause significant harm to any environmental or social sustainable investment objective?*

Sustainable investments that the financial product partially intends to make should not significantly harm any environmental or social objective (DNSH Principle). In this respect, the Investment Manager commits to consider principal adverse impacts on sustainability factors by taking into account indicators for adverse impacts as defined in SFDR, and to not invest in projects that do not meet the fundamental obligations in line with the OECD Guidelines and the UN Guiding Principles on Business and Human Rights.

— *How have the indicators for adverse impacts on sustainability factors been taken into account?*

The Investment Manager ensures that throughout its investment process, the financial product takes into account principal adverse impact indicators that are relevant to its investment strategy to select the sustainable investments that the financial product partially intends to make by systematically implementing the sustainable investment pillars defined in the BNP Paribas Asset Management Global Sustainability Strategy (GSS) into its investment process; RBC policy, ESG integration guidelines, Stewardship, the forward-looking vision – the '3Es' (Energy transition, Environmental sustainability, Equality & Inclusive Growth).

The RBC policy establishes a common framework across investments and economic activities that help identify industries and behaviours presenting a high risk of adverse impacts in violation of international norms. As part of the RBC Policy, sector policies provide a tailored approach to

Sustainability indicators measure how the sustainable objectives of this financial product are attained.

Principal adverse impacts are the most significant negative impacts of investment decisions on sustainability factors relating to environmental, social and employee matters, respect for human rights, anti-corruption and anti-bribery matters.

identify and prioritize principal adverse impacts based on the nature of the economic activity, and in many cases, the geography in which these economic activities take place.

The ESG Integration Guidelines includes a series of commitments, which are material to consideration of principal adverse sustainability impacts, and guides the internal ESG integration process. The proprietary ESG scoring framework includes an assessment of a number of adverse sustainability impacts caused by companies in which we invest. Outcome of this assessment may impact the valuation models as well as the portfolio construction depending on the severity and materiality of adverse impacts identified.

Thus, the Investment Manager considers principal adverse sustainability impacts throughout the investment process through the use of the internal ESG scores and construction of the portfolio with an improved ESG profile compared to its investment universe.

The Forward-looking perspective defines a set of objectives and developed performance indicators to measure how the researches, portfolios and commitments are aligned on three issues, the “3Es” (Energy transition, Environmental sustainability, Equality & inclusive growth) and thus support investment processes.

Furthermore, the Stewardship team regularly identifies adverse impacts through ongoing research, collaboration with other long-term investors, and dialogue with NGOs and other experts.

The financial product considers and addresses or mitigates the following principal adverse sustainability impacts indicators:

Corporate mandatory indicators:

1. GreenHouse Gas (GHG) Emissions
2. Carbon footprint
3. GHG intensity of investee companies
4. Exposure to companies active in the fossil fuel sector
5. Share of non-renewable energy consumption and production
6. Energy consumption intensity per high impact climate sector
7. Activities negatively affecting biodiversity sensitive areas
8. Emissions to water
9. Hazardous waste ratio
10. Violations of UN Global Compact principles and Organisation for Economic Cooperation and Development (OECD) Guidelines for Multinational Enterprises
11. Lack of processes and compliance mechanisms to monitor compliance with UN Global Compact principles and OECD Guidelines for Multinational Enterprises
12. Unadjusted gender pay gap
13. Board gender diversity
14. Exposure to controversial weapons (anti-personnel mines, cluster munitions, chemical weapons and biological weapons)

Corporate voluntary indicators:

Environment

4. Investments in companies without carbon emission reduction initiatives

Social

4. Lack of a supplier code of conduct
9. Lack of a human rights policy

Sovereign mandatory indicators

15. GHG intensity
16. Investee countries subject to social violations

More detailed information on the manner in which principal adverse impacts on sustainability factors are considered can be found in the BNP PARIBAS ASSET MANAGEMENT SFDR disclosure statement: sustainability risk integration and Principal Adverse Impacts considerations.

In addition, information on how the principal adverse impacts on sustainability factors have been considered over the year will be available in the annual report of the financial product.

— — — *How are the sustainable investments aligned with the OECD Guidelines for Multinational Enterprises and the UN Guiding Principles on Business and Human Rights?*

The investment universe of the financial product is periodically screened with a view to identify issuers that are potentially in violation or at risk of violation of the UN Global Compact Principles, OECD Guidelines for Multinational Enterprises and UN Guiding Principles on Business & Human Rights, including the principles and rights set out in the eight fundamental conventions identified in the Declaration of the International Labour Organisation on Fundamental Principles and Rights at Work and the International Bill of Human Rights. This assessment is conducted within the BNPP AM Sustainability Centre on the basis of internal analysis and information provided by external experts, and in consultation with BNP Paribas Group CSR Team. If an issuer is found to be in serious and repeated violations of any of the principles, it will be placed on an “exclusion list” and will not be available for investment. Existing investments should be divested from the portfolio according to an internal procedure. If an issuer is at risk of violating any of the principles, it is placed on a “watch list” monitored, as appropriate.



Does this financial product consider principal adverse impacts on sustainability factors?

- ✘ Yes, the financial product considers principal adverse impacts on sustainability factors by systematically implementing the sustainable investment pillars defined in the GSS into its investment process. These pillars are covered by firm-wide policies that set criteria to identify, consider and prioritise as well as address or mitigate adverse sustainability impacts caused by issuers.

The RBC policy establishes a common framework across investments and economic activities that help identify industries and behaviours presenting a high risk of adverse impacts in violation of international norms. As part of the RBC Policy, sector policies provide a tailored approach to identify and prioritize principal adverse impacts based on the nature of the economic activity, and in many cases, the geography in which these economic activities take place.

The ESG Integration Guidelines includes a series of commitments, which are material to consideration of principal adverse sustainability impacts, and guides the internal ESG integration process. The proprietary ESG scoring framework includes an assessment of a number of adverse sustainability impacts caused by companies in which we invest. Outcome of this assessment may impact the valuation models as well as the portfolio construction depending on the severity and materiality of adverse impacts identified.

Thus, the Investment Manager considers principal adverse sustainability impacts throughout the investment process through the use of the internal ESG scores and the construction of the portfolio with an improved ESG profile compared to its investment universe.

The Forward-looking perspective defines a set of objectives and developed performance indicators to measure how the researches, portfolios and commitments are aligned on three issues, the “3Es” (Energy transition, Environmental sustainability, Equality & inclusive growth) and thus support all investment processes.

Furthermore, the Stewardship team regularly identifies adverse impacts through ongoing research, collaboration with other long-term investors, and dialogue with NGOs and other experts.

Actions to address or mitigate principal adverse sustainability impacts depend on the severity and materiality of these impacts. These actions are guided by the RBC Policy, ESG Integration Policy, Engagement and Voting Policy and include the following:

- Exclusion of issuers that are in violation of international norms and conventions and issuers that are involved in activities presenting an unacceptable risk to society and/or the environment;
- Engagement with issuers with the aim of encouraging them to improve their environmental, social and governance practices and, thus, mitigate potential adverse impacts;
- In case of equity holdings, voting at Annual General Meetings of companies the portfolio is invested in to promote good governance and advance environmental and social issues.
- Ensuring all securities included in the portfolio have supportive ESG research.
- Managing portfolios so that their aggregate ESG score is better than the relevant benchmark or universe

Based on the above approach, and depending on composition of the financial product's portfolio (i.e. the type of issuer), the financial product considers and addresses or mitigates the following principal adverse sustainability impacts:

Corporate mandatory indicators:

1. GreenHouse Gas (GHG) Emissions
2. Carbon footprint
3. GHG intensity of investee companies
4. Exposure to companies active in the fossil fuel sector
5. Share of non-renewable energy consumption and production
6. Energy consumption intensity per high impact climate sector
7. Activities negatively affecting biodiversity sensitive areas
8. Emissions to water
9. Hazardous waste ratio
10. Violations of UN Global Compact principles and Organisation for Economic Cooperation and Development (OECD) Guidelines for Multinational Enterprises
11. Lack of processes and compliance mechanisms to monitor compliance with UN Global Compact principles and OECD Guidelines for Multinational Enterprises
12. Unadjusted gender pay gap
13. Board gender diversity
14. Exposure to controversial weapons (anti-personnel mines, cluster munitions, chemical weapons and biological weapons)

Corporate voluntary indicators:

Environment

4. Investments in companies without carbon emission reduction initiatives

Social

4. Lack of a supplier code of conduct
9. Lack of a human rights policy

Sovereign mandatory indicators

15. GHG intensity
16. Investee countries subject to social violations

More detailed information on the manner in which principal adverse impacts on sustainability factors are considered can be found in the BNPP AM SFDR disclosure statement: sustainability risk integration and Principal Adverse Impacts considerations.

In addition, information on how the principal adverse impacts on sustainability factors have been considered over the year will be available in the annual report of the financial product.

No



What investment strategy does this financial product follow?

The investment strategy guides investment decisions based on factors such as investment objectives and risk tolerance.

The Product is actively managed. The 50% JPM EMU ex PERIPHERAL + 50% Euro-Aggregate Government-Related (LEGVTREU Index) benchmark is used for performance comparison only. The Product is not benchmark-constrained and its performance may deviate significantly from that of the benchmark.

The Product seeks to increase the value of its assets over the medium term and aims at facilitating or accelerating the transition into a sustainable world by focusing on challenges related to environment by investing at least 75% of its assets in green bonds to finance projects primarily designed to deliver solutions to climate change.

The Product invests at least 2/3 of its assets in green bonds denominated in EUR and issued by or guaranteed by a Member State of the European Union, supranational agencies, sovereign agencies and local entities.

Exposure to high yield bonds in Euro, GBP and USD is limited to a maximum of 25% of the Product's assets.

A maximum of 10% of the Product's assets may be denominated in USD or GBP.

The investment team applies BNP PARIBAS ASSET MANAGEMENT Sustainable Investment Policy, which takes into account Environmental, Social and Governance (ESG) criteria such as but not limited to reduction of emissions of greenhouse gas, respect of human rights, respect of minority shareholders rights at each step of the investment process of the Product.

The investment universe of this Product is based on the Green Bond Principles ("GBP")* as formulated by the International Capital Market Association (more information on these principles are available in the following website:

<https://www.icmagroup.org/sustainable-finance/the-principles-guidelines-and-handbooks/green-bond-principles-gbp/>).

The Product follows the Impact approach which means that the Product invests with the intention to contribute to measurable positive social and/or environmental impact alongside financial returns.

An extra-financial strategy may comprise methodological limitations such as the ESG Investment Risk as defined by the asset manager.

The elements of the investment strategy to attain the sustainable investment objective of this financial product as described below are systematically integrated throughout the investment process.

● ***What are the binding elements of the investment strategy used to select the investments to attain the sustainable investment objective?***

- The financial product shall invest at least 75% of its assets in green bonds compliant with the principles formulated by the International Capital Market Association and having a "POSITIVE" or "NEUTRAL" investment recommendation from the Sustainability Center;
- The financial product shall comply with the BNP Paribas Group's controversial countries framework and BNP Paribas Asset Management RBC Policy by excluding companies involved in controversies due to poor practices related to human and labor rights, environment, and corruption, as well as companies operating in sensitive sectors (tobacco, coal, controversial weapons, asbestos,...), as these companies are deemed to be in violation of international norms, or to cause unacceptable harm to society and/or the environment;

More information on the RBC Policy, and in particular criteria relating to sectoral exclusions, can be found on the website of the Investment Manager: [Sustainability documents - BNPP AM Corporate English \(bnpparibas-am.com\)](#);

Taxonomy-aligned activities are expressed as a share of:

- **turnover** reflecting the share of revenue from green activities of investee companies
- **capital expenditure** (CapEx) showing the green investments made

Good governance practices include sound management structures, employee relations, remuneration of staff and tax compliance. activities of investee companies.

- The financial product shall have at least 90% of its assets (excluding investments in ancillary liquid assets) covered by the ESG analysis based on the proprietary ESG methodology;
- The financial product shall invest at least 80% of its assets in “sustainable investments” as defined in Article 2 (17) of the SFDR regulation and as disclosed in the asset allocation section below. Criteria to qualify an investment as “sustainable investment” are indicated in the above question “What is the sustainable investment objective of this financial product?” and the quantitative and qualitative thresholds are mentioned in the main part of the Prospectus.

● **What is the policy to assess good governance practices of the investee companies?**

The ESG scoring framework assesses corporate governance through a core set of standard key performance indicators for all sectors supplemented by sector specific metrics.

The governance metrics and indicators to assess good governance practices such as sound management structures, employee relations, remuneration of staff and tax compliance, include but are not limited to:

- Separation of power (e.g. Split CEO/Chair),
- Board diversity,
- Executive pay (remuneration policy),
- Board Independence, and key committees independence
- Accountability of directors,
- Financial expertise of the Audit Committee,
- Respect of shareholders rights and absence of antitakeover devices
- The presence of appropriate policies (i.e. Bribery and corruption, whistleblower),
- Tax disclosure,
- An assessment of prior negative incidents relating to governance.

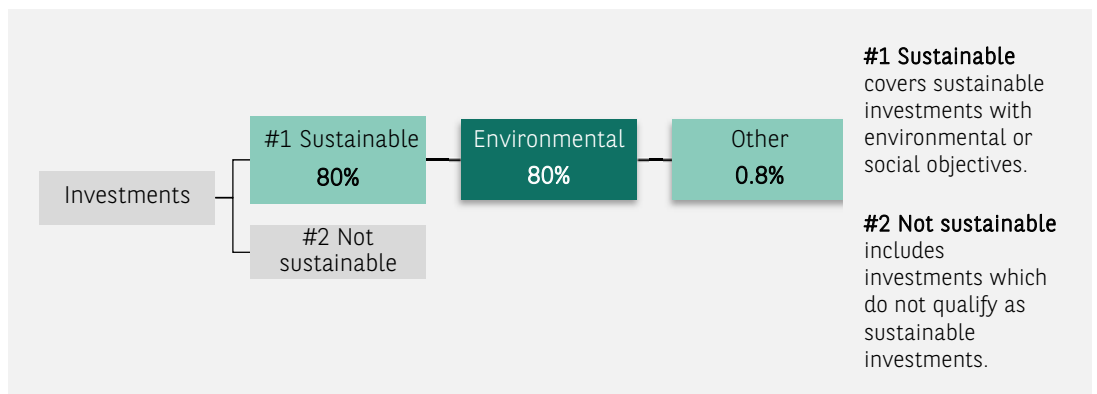
The ESG analysis goes beyond the framework to look at a more qualitative assessment of how the insights from our ESG model are reflected in the culture and operations of investee companies. In some cases, the ESG analysts will conduct due diligence meetings to better understand the company’s approach to corporate governance.



What is the asset allocation and the minimum share of sustainable investments?

The minimum proportion of the investments used to meet the sustainable investment objective in accordance with the binding elements of its investment strategy is 80%.

Asset allocation describes the share of investments in specific assets.



● **How does the use of derivatives attain the sustainable investment objective?**

are sustainable investments with an environmental objective that **do not take into account the criteria** for environmentally sustainable economic activities under the EU Taxonomy.

Financial derivative instruments may be used for efficient portfolio management, hedging and/or investment purposes, if applicable. Either these instruments are not used to attain the sustainable investment objective of the financial product, or they are aligned with the sustainable investment objective of the financial product



To what minimum extent are sustainable investments with an environmental objective aligned with the EU Taxonomy?

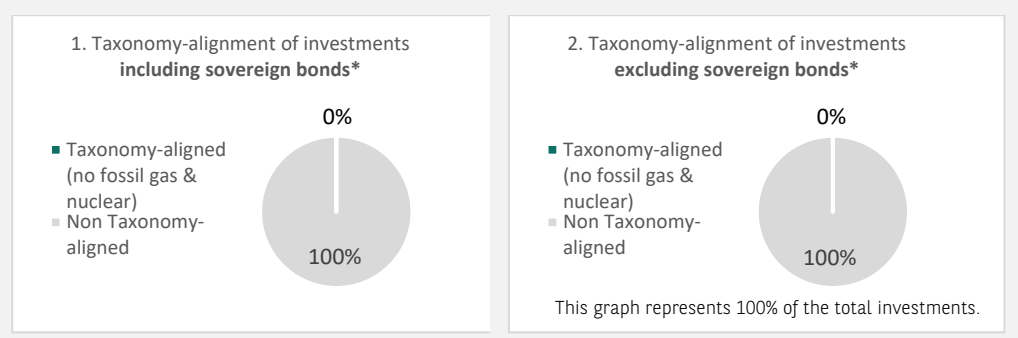
Not Applicable.

● **Does the financial product invest in fossil gas and/or nuclear energy related activities that comply with the EU Taxonomy¹?**

Yes: In fossil gas In nuclear energy

No

The two graphs below show in green the minimum percentage of investments that are aligned with the EU Taxonomy. As there is no appropriate methodology to determine the Taxonomy-alignment of sovereign bonds, the first graph shows the Taxonomy alignment in relation to all the investments of the financial product including sovereign bonds, while the second graph shows the Taxonomy alignment only in relation to the investments of the financial product other than sovereign bonds.*



* For the purpose of these graphs, 'sovereign bonds' consist of all sovereign exposures

● **What is the minimum share of investments in transitional and enabling activities?**

Not applicable.



What is the minimum share of sustainable investments with an environmental objective that are not aligned with the EU Taxonomy?

¹ Fossil gas and/or nuclear related activities will only comply with the EU Taxonomy where they contribute to limiting climate change ("climate change mitigation") and do not significantly harm an EU Taxonomy objective –see explanatory note in the left hand margin. The full criteria for fossil gas and nuclear energy economic activities that comply with the EU Taxonomy are laid down in Commission Delegated Regulation (EU) 2022/1214.

To comply with the EU Taxonomy, the criteria for **fossil gas** include limitations on emissions and switching to renewable power or low-carbon fuels by the end of 2035. For **nuclear energy**, the criteria include comprehensive safety and waste management rules.

Enabling activities directly enable other activities to make a substantial contribution to an environmental objective.

Transitional activities are activities for which low-carbon alternatives are not yet available and among others have greenhouse gas emission levels corresponding to the best performance.

The minimum share of sustainable investments with an environmental objective that are not aligned with the EU Taxonomy is 0.8%.

The objective of the Investment Manager is not to prevent the financial product from investing in taxonomy-aligned activities within the framework of the investment strategy of the financial product.

The Management Company is improving its Taxonomy-alignment data collection to ensure the accuracy and suitability of its Taxonomy sustainability-related disclosures. In the meantime, the financial product will invest in sustainable investments with an environmental objective that are not aligned with the EU Taxonomy.



What is the minimum share of sustainable investments with a social objective?

Not applicable.



What investments are included under “#2 Not sustainable”, what is their purpose and are there any minimum environmental or social safeguards?

The remaining proportion of the investments is used for liquidity and/or hedging purposes, such as cash, deposits and derivatives.

The Investment Manager will ensure that those investments are made while maintaining the sustainable investment objective of the financial product. In addition, those investments are made in compliance with our internal processes, including the following minimum environmental or social safeguards:

- the risk management policy. The risk management policy comprises procedures as are necessary to enable the management company to assess for each financial product it manages the exposure of that financial product to market, liquidity, sustainability and counterparty risks. And
- the RBC policy, where applicable, through the exclusion of companies involved in controversies due to poor practices related to human and labour rights, environment, and corruption, as well as companies operating in sensitive sectors (tobacco, coal, controversial weapons, asbestos,...), as these companies are deemed to be in violation of international norms, or to cause unacceptable harm to society and/or the environment.



Is a specific index designated as a reference benchmark to meet the sustainable investment objective?

No reference benchmark has been designated for the purpose of attaining the sustainable investment objective of the financial product.

- *How does the reference benchmark take into account sustainability factors in a way that is continuously aligned with the sustainable investment objective?*

Not applicable

- *How is the alignment of the investment strategy with the methodology of the index ensured on a continuous basis?*

Not applicable

Reference benchmarks are indexes to measure whether the financial product attains the sustainable investment objective.

- *How does the designated index differ from a relevant broad market index?*

Not applicable

- *Where can the methodology used for the calculation of the designated index be found?*

Not applicable



Where can I find more product specific information online?

More financial product-specific information can be found on the website: www.bnpparibas-am.com after choosing the relevant country and directly in the section “Sustainability-related disclosures” dedicated to the financial product.

Template pre-contractual disclosure for the financial products referred to in Article 8, paragraphs 1, 2 and 2a, of Regulation (EU) 2019/2088 and Article 6, first paragraph, of Regulation (EU) 2020/852

Sustainable investment means an investment in an economic activity that contributes to an environmental or social objective, provided that the investment does not significantly harm any environmental or social objective and that the investee companies follow good governance practices.

The **EU Taxonomy** is a classification system laid down in Regulation (EU) 2020/852, establishing a list of **environmentally sustainable economic activities**. That Regulation does not lay down a list of socially sustainable economic activities. Sustainable investments with an environmental objective might be aligned with the Taxonomy or not.

Product name : **BNP PARIBAS FUNDS EURO HIGH YIELD BOND**

Legal Entity Identifier : 213800ZVIU1LRMH2HG90

Environmental and/or social characteristics

Does this financial product have a sustainable investment objective?	
<input checked="" type="radio"/> <input type="radio"/> Yes	<input checked="" type="radio"/> <input type="radio"/> No
<input type="checkbox"/> It will make a minimum of sustainable investments with an environmental objective: ____% <input type="checkbox"/> in economic activities that qualify as environmentally sustainable under the EU Taxonomy <input type="checkbox"/> in economic activities that do not qualify as environmentally sustainable under the EU Taxonomy <input type="checkbox"/> It will make a minimum of sustainable investments with a social objective: ____%	<input checked="" type="checkbox"/> It promotes Environmental/Social (E/S) characteristics and while it does not have as its objective a sustainable investment, it will have a minimum proportion of 20% of sustainable investments <input type="checkbox"/> with an environmental objective in economic activities that qualify as environmentally sustainable under the EU Taxonomy <input checked="" type="checkbox"/> with an environmental objective in economic activities that do not qualify as environmentally sustainable under the EU Taxonomy <input checked="" type="checkbox"/> with a social objective <input type="checkbox"/> It promotes E/S characteristics, but will not make any sustainable investments



What environmental and/or social characteristics are promoted by this financial product?

The financial product promotes environmental and social characteristics by assessing underlying investments against Environmental, Social, and Governance (ESG) criteria using an ESG internal proprietary methodology, and by investing in issuers that demonstrate good environmental, social and governance practices.

Corporate issuers

The investment strategy selects:

Corporate issuers with good or improving ESG practices within their sector of activity. The ESG performance of an issuer is evaluated against a combination of environmental, social and governance factors which include but are

not limited to:

- Environmental: energy efficiency, reduction of emissions of greenhouse gases (GHG), treatment of waste
- Social: respect of human rights and workers' rights, human resources management (workers' health and safety, diversity)
- Governance: Board of Directors independence, managers' remuneration, respect of minority shareholders rights

The exclusion criteria are applied with regard to issuers that are in violation of international norms and convention, or operate in sensitive sectors as defined by the Responsible Business Conduct Policy (RBC Policy).

Sovereign issuers

The investment strategy selects sovereign issuers based on their performance across the environmental, social and governance pillars. The ESG performance of each country is assessed using an internal Sovereign ESG methodology that focuses on measuring governments' efforts to produce and preserve assets, goods, and services with high ESG values, according to their level of economic development. This involves evaluation of a country against a combination of environmental, social and governance factors, which include but not limited to:

- Environmental: climate mitigation, biodiversity, energy efficiency, land resources, pollution
- Social: life conditions, economic inequality, education, employment, health infrastructure, human capital
- Governance: business rights, corruption, democratic life, political stability, security

BNP Paribas Asset Management's Global Sustainability Strategy places a strong emphasis on combatting climate change. Therefore, given the importance of sovereigns in addressing climate change, the internal Sovereign ESG methodology includes an additional scoring component that captures the country's contribution to progress towards the net-zero goals set out in the Paris Agreement. This additional scoring component reflects countries' commitment to future targets balanced by their current policies and their forward-looking physical climate risk exposure. It combines temperature alignment methodology for determining national contributions to climate change with an assessment of the laws and policies countries have in place for addressing climate change.

The investment manager also applies the BNP Paribas Group's sensitive countries framework, which includes restrictive measures on certain countries and/or activities that are considered as being particularly exposed to money laundering and terrorism financing related risks.

Furthermore, the investment manager promotes better environmental and social outcomes through engagement with issuers and the exercise of voting rights according to the Stewardship policy, where applicable.

No reference benchmark has been designated for the purpose of attaining the environmental or social characteristics promoted by the financial product.

Sustainability indicators measure how the environmental or social characteristics promoted by the financial product are attained.

● **What sustainability indicators are used to measure the attainment of each of the environmental or social characteristics promoted by this financial product?**

The following sustainability indicators are used to measure the attainment of the environmental and social characteristics promoted by the financial product:

- The percentage of the portfolio compliant with the RBC Policy
- The percentage of the portfolio covered by ESG analysis based on the ESG internal proprietary methodology
- The weighted average ESG score of the portfolio compared to the weighted average ESG score of its investment universe, as defined in the Prospectus
- The percentage of the financial product's portfolio invested in 'sustainable investments' as defined in Article 2 (17) of the SFDR regulation

● **What are the objectives of the sustainable investments that the financial product partially intends to make and how does the sustainable investment contribute to**

The objectives of the sustainable investments made by the financial product are to finance companies that contribute to environmental and/or social objectives through their products and services, as well as their sustainable practices.

The internal methodology, as defined in the main part of the Prospectus, integrates several criteria into its definition of sustainable investments that are considered to be core components to qualify a company as sustainable. These criteria are complementary to each other. In practice, a company must meet at least one of the criteria described below in order to be considered as contributing to an environmental or social objective:

1. A company with an economic activity aligned with the EU Taxonomy objectives. A company can be qualified as sustainable investment in case it has more than 20% of its revenues aligned with the EU Taxonomy. A company qualifying as sustainable investment through this criteria can for example contribute to the following environmental objectives: sustainable forestry, environmental restoration, sustainable manufacturing, renewable energy, water supply, sewerage, waste management and remediation, sustainable transportation, sustainable buildings, sustainable information and technology, scientific research for sustainable development;

2. A company with an economic activity contributing to one or more United Nations Sustainable Development goals (UN SDG) targets. A company can be qualified as sustainable investment in case it has more than 20% of its revenues aligned with the SDGs and less than 20% of its revenues misaligned with the UN SDGs. A company qualifying as sustainable investment through this criteria can for example contribute to the following objectives:

a. Environmental: sustainable agriculture, sustainable management of water and sanitation, sustainable and modern energy, sustainable economic growth, sustainable infrastructure, sustainable cities, sustainable consumption and production patterns, fight against climate change, conservation and sustainable use of oceans, seas and marine resources, protection, restoration and sustainable use of terrestrial ecosystems, sustainable management of forests, fight against desertification, land degradation and biodiversity loss;

b. Social: no poverty, zero hunger, food security, healthy lives and well-being at all ages, inclusive and equitable quality education and lifelong learning opportunities, gender equality, women and girls empowerment, availability of water and sanitation, access to affordable, reliable and modern energy, inclusive and sustainable economic growth, full and productive employment and decent work, resilient infrastructure, inclusive and sustainable industrialization, reduced inequality, inclusive, safe and resilient cities and human settlements, peaceful and inclusive societies, access to justice and effective, accountable and inclusive institutions, global partnership for sustainable development.

3. A company operating in a high GHG emission sector that is transitioning its business model to align with the objective of maintaining the global temperature rise below 1.5°C. A company qualifying as sustainable investment through this criteria can for example contribute to the following environmental objectives: GHG emissions reduction, fight against climate change;

4. A company with best-in-class environmental or social practices compared to its peers within the relevant sector and geographical region. The E or S best performer assessment is based on the BNPP AM ESG scoring methodology. The methodology scores companies and assesses them against a peer group comprising companies in comparable sectors and geographical regions. A company with a contribution score above 10 on the Environmental or Social pillar qualifies as best performer. A company qualifying as sustainable investment through this criteria can for example contribute to the following objectives:

a. Environmental: fight against climate change, environmental risk management, sustainable management of natural resources, waste management, water management, GHG emissions reduction, renewable energy, sustainable agriculture, green infrastructure;

b. Social: health and safety, human capital management, good external stakeholder management (supply chain, contractors, data), business ethics preparedness, good corporate governance.

Green bonds, social bonds and sustainability bonds issued to support specific environmental and/or social projects are also qualified as sustainable investments provided that these debt securities receive an investment recommendation 'POSITIVE' or 'NEUTRAL' from the Sustainability Center following the issuer and underlying project assessment based on a proprietary Green/Social/Sustainability Bond Assessment methodology.

Companies identified as a sustainable investment should not significantly harm any other environmental or social objectives (the Do No Significant Harm 'DNSH' principle) and should follow good governance practices. BNP Paribas Asset Management (BNPP AM) uses its proprietary methodology to assess all companies against these requirements.

More information on the internal methodology can be found on the website of the investment manager: <https://docfinder.bnpparibas-am.com/api/files/14787511-CB33-49FC-B9B5-7E934948BE63>

Principal adverse impacts are the most significant negative impacts of investment decisions on sustainability factors relating to environmental, social and employee matters, respect for human rights, anti-corruption and anti-bribery matters.

● **How do the sustainable investments that the financial product partially intends to make, not cause significant harm to any environmental or social sustainable investment objective?**

Sustainable investments that the product partially intends to make should not significantly harm any environmental or social objective (DNSH Principle). In this respect, the investment manager commits to consider principal adverse impacts on sustainability factors by taking into account indicators for adverse impacts as defined in SFDR, and to not invest in companies that do not meet their fundamental obligations in line with the OECD Guidelines and the UN Guiding Principles on Business and Human Rights.

How have the indicators for adverse impacts on sustainability factors been taken into account?

The investment manager ensures that throughout its investment process, the financial product takes into all the account principal all the adverse impact indicators that are relevant to its investment strategy to select the sustainable investments that the financial product partially intends to make by systematically implementing the sustainable investment pillars defined in the BNP Paribas Asset Management Global Sustainability Strategy (GSS) into its investment process : RBC policy, ESG integration guidelines, Stewardship, the forward-looking vision the '3Es' (Energy transition, Environmental sustainability, Equality & Inclusive Growth).

The RBC policy establishes a common framework across investments and economic activities that help identify industries and behaviours presenting a high risk of adverse impacts in violation of international norms. As part of the RBC Policy, sector policies provide a tailored approach to identify and prioritize principal adverse impacts based on the nature of the economic activity, and in many cases, the geography in which these economic activities take place.

The ESG Integration Guidelines includes a series of commitments, which are material to consideration of principal adverse sustainability impacts, and guides the internal ESG integration process. The proprietary ESG scoring framework includes an assessment of a number of adverse sustainability impacts caused by companies in which we invest. Outcome of this assessment may impact the valuation models as well as the portfolio construction depending on the severity and materiality of adverse impacts identified.

Thus, the Investment Manager considers principal adverse sustainability impacts throughout the investment process through the use of the internal ESG scores and construction of the portfolio with an improved ESG profile compared to its investment universe.

The Forward-looking perspective defines a set of objectives and developed performance indicators to measure how the researches, portfolios and commitments are aligned on three issues, the '3Es' (Energy transition, Environmental sustainability, Equality & inclusive growth) and thus support investment processes.

Furthermore, the Stewardship team regularly identifies adverse impacts through ongoing research, collaboration with other long-term investors, and dialogue with NGOs and other experts.

As regards the sustainable investments that the financial product intends to make, the following principal adverse sustainability impacts are taken into account:

Corporate mandatory indicators:

1. GreenHouse Gas (GHG) Emissions

2. Carbon footprint
3. GHG intensity of investee companies
4. Exposure to companies active in the fossil fuel sector
5. Share of non-renewable energy consumption and production
6. Energy consumption intensity per high impact climate sector
7. Activities negatively affecting biodiversity sensitive areas
8. Emissions to water
9. Hazardous waste ratio
10. Violations of UN Global Compact principles and Organisation for Economic Cooperation and Development (OECD) Guidelines for Multinational Enterprises
11. Lack of processes and compliance mechanisms to monitor compliance with UN Global Compact principles and OECD Guidelines for Multinational Enterprises
12. Unadjusted gender pay gap
13. Board gender diversity
14. Exposure to controversial weapons (anti-personnel mines, cluster munitions, chemical weapons and biological weapons)

Corporate voluntary indicators:

Environment

4. Investments in companies without carbon emission reduction initiatives

Social

4. Lack of a supplier code of conduct
9. Lack of a human rights policy

Sovereign mandatory indicator:

15. GHG intensity
16. Investee countries subject to social violations

More detailed information on the manner in which principal adverse impacts on sustainability factors are considered can be found in the BNP PARIBAS ASSET MANAGEMENT SFDR disclosure statement:

<https://docfinder.bnpparibas-am.com/api/files/874ADAE2-3EE7-4AD4-B0ED-84FC06E090BF>

In addition, information on how the principal adverse impacts on sustainability factors have been considered over the year will be available in the annual report of the financial product.

How are the sustainable investments aligned with the OECD Guidelines for Multinational Enterprises and the UN Guiding Principles on Business and Human Rights?

The investment universe of the financial product is periodically screened with a view to identify issuers that are potentially in violation or at risk of violation of the UN Global Compact Principles, OECD Guidelines for Multinational Enterprises and UN Guiding Principles on Business & Human Rights, including the principles and rights set out in the eight fundamental conventions identified in the Declaration of the International Labour Organisation on Fundamental Principles and Rights at Work and the International Bill of Human Rights. This assessment is conducted within the BNPP AM Sustainability Centre on the basis of internal analysis and information provided by external experts, and in consultation with BNP Paribas Group CSR Team. If an issuer is found to be in serious and repeated violations of any of the principles, it will be placed on an 'exclusion list' and will not be available for investment. Existing investments should be divested from the portfolio according to an internal procedure. If an issuer is at risk of violating any of the principles, it is placed on a 'watch list' monitored, as appropriate.



The EU Taxonomy sets out a 'do not significant harm' principle by which Taxonomy-aligned investments should not significantly harm EU Taxonomy objectives and is accompanied by specific EU criteria.

The 'do no significant harm' principle applies only to those investments underlying the financial product that take into account the EU criteria for environmentally sustainable economic activities. The investments underlying the remaining portion of this financial product do not take into account the EU criteria for environmentally sustainable economic activities.

Any other sustainable investments must also not significantly harm any environmental or social objectives.





Does this financial product consider principal adverse impacts on sustainability factors?

Yes

The product considers principal adverse impacts on sustainability factors by systematically implementing the sustainable investment pillars defined in the GSS into its investment process. These pillars are covered by firm-wide policies that set criteria to identify, consider and prioritise as well as address or mitigate adverse sustainability impacts caused by issuers.

The RBC policy establishes a common framework across investments and economic activities that help identify industries and behaviours presenting a high risk of adverse impacts in violation of international norms. As part of the RBC Policy, sector policies provide a tailored approach to identify and prioritize principal adverse impacts based on the nature of the economic activity, and in many cases, the geography in which these economic activities take place.

The ESG Integration Guidelines includes a series of commitments, which are material to consideration of principal adverse sustainability impacts, and guides the internal ESG integration process. The proprietary ESG scoring framework includes an assessment of a number of adverse sustainability impacts caused by companies in which we invest. Outcome of this assessment may impact the valuation models as well as the portfolio construction depending on the severity and materiality of adverse impacts identified.

Thus, the Investment Manager considers principal adverse sustainability impacts throughout the investment process through the use of the internal ESG scores and construction of the portfolio with an improved ESG profile compared to its investment universe.

The Forward-looking perspective defines a set of objectives and developed performance indicators to measure how the researches, portfolios and commitments are aligned on three issues, the '3Es' (Energy transition, Environmental sustainability, Equality & inclusive growth) and thus support investment processes.

Furthermore, the Stewardship team regularly identifies adverse impacts through ongoing research, collaboration with other long-term investors, and dialogue with NGOs and other experts.

Actions to address or mitigate principal adverse sustainability impacts depend on the severity and materiality of these impacts. These actions are guided by the RBC Policy, ESG Integration Guidelines, and Engagement and Voting Policy which include the following provisions :

- Exclusion of issuers that are in violation of international norms and conventions and issuers that are involved in activities presenting an unacceptable risk to society and/or the environment
- Engagement with issuers with the aim of encouraging them to improve their environmental, social and governance practices and, thus, mitigate potential adverse impacts
- In case of equity holdings, voting at Annual General Meetings of companies the portfolio is invested in to promote good governance and advance environmental and social issues
- Ensuring all securities included in the portfolio have supportive ESG research
- Managing portfolios so that their aggregate ESG score is better than the relevant benchmark or universe

Based on the above approach, and depending on the composition of the financial product's portfolio (i.e. the type of issuer), the financial product considers and addresses or mitigates the following principal adverse sustainability impacts:

Corporate mandatory indicators:

1. GreenHouse Gas (GHG) Emissions
2. Carbon footprint
3. GHG intensity of investee companies
4. Exposure to companies active in the fossil fuel sector
5. Share of non-renewable energy consumption and production
6. Energy consumption intensity per high impact climate sector



7. Activities negatively affecting biodiversity sensitive areas
8. Emissions to water
9. Hazardous waste ratio
10. Violations of UN Global Compact principles and Organisation for Economic Cooperation and Development (OECD) Guidelines for Multinational Enterprises
11. Lack of processes and compliance mechanisms to monitor compliance with UN Global Compact principles and OECD Guidelines for Multinational Enterprises
12. Unadjusted gender pay gap
13. Board gender diversity
14. Exposure to controversial weapons (anti-personnel mines, cluster munitions, chemical weapons and biological weapons)

Corporate voluntary indicators:

Environment

4. Investments in companies without carbon emission reduction initiatives

Social

4. Lack of a supplier code of conduct
9. Lack of a human rights policy

Sovereign mandatory indicator:

15. GHG intensity
16. Investee countries subject to social violations

More detailed information on the manner in which principal adverse impacts on sustainability factors are considered can be found in the BNP PARIBAS ASSET MANAGEMENT SFDR disclosure statement: <https://docfinder.bnpparibas-am.com/api/files/874ADAE2-3EE7-4AD4-BOED-84FC06E090BF>
In addition, information on how the principal adverse impacts on sustainability factors have been considered over the year will be available in the annual report of the financial product.

No



What investment strategy does this financial product follow?

The investment strategy guides investment decisions based on factors such as investment objectives and risk tolerance.

To achieve the investment objective of the financial product, the investment manager takes into account at each step of its investment process the Environmental, Social and Governance (ESG) criteria that the financial product promotes.

The investment universe of the financial product is thoroughly screened with a view to identify issuers that are in violation of the UN Global Compact Principles, OECD Guidelines for Multinational Enterprises and UN Guiding Principles on Business & Human Rights.

Then the Investment Manager integrates ESG ratings and criteria into the assessment of issuers. ESG ratings are built by BNP Paribas Asset Management's Sustainability Centre using a proprietary ESG methodology.

The investment manager constantly integrates the binding elements of the investment strategy described in the question below to construct an investment portfolio with an improved ESG profile compared to its investment universe.

Environmental, social and governance (ESG) criteria contribute to, but are not a determining factor in, the manager's decision-making.

The elements of the investment strategy to attain the environmental or social characteristics promoted by this financial product as described below are systematically integrated throughout the investment process.

- **What are the binding elements of the investment strategy used to select the investments to attain each of the environmental or social characteristics promoted by this financial product?**

- The financial product shall comply with the RBC Policy by excluding companies involved in controversies due to poor practices related to human and labor rights, environment, and corruption, as well as



companies operating in sensitive sectors (tobacco, coal, controversial weapons, asbestos,...), as these companies are deemed to be in violation of international norms, or to cause unacceptable harm to society and/or the environment.

More information on the RBC Policy, and in particular criteria relating to sectoral exclusions, can be found on the website of the investment manager: Sustainability documents - BNPP AM Corporate English (<https://www.bnpparibas-am.com/sustainability-documents/>)

- The financial product shall have the weighted average ESG score of its portfolio higher than the weighted average ESG score of its investment universe, as defined in the Prospectus

- The financial product shall have at least 75% of its assets (excluding ancillary liquid assets) covered by the ESG analysis based on the ESG internal proprietary methodology

- The financial product shall invest at least 20% of its assets in 'sustainable investments' as defined in Article 2 (17) of the SFDR regulation. Criteria to qualify an investment as 'sustainable investment' are indicated in the above question 'What are the objectives of the sustainable investments that the financial product partially intends to make and does the sustainable investments contribute to such objectives' and the quantitative and qualitative thresholds are mentioned in the main part of the Prospectus

● What is the committed minimum rate to reduce the scope of the investments considered prior to the application of that investment strategy?

The financial product does not commit to a reduction of the scope of investments prior to the application of its investment strategy.

● What is the policy to assess good governance practices of the investee companies?

The ESG scoring framework assesses corporate governance through a core set of standard key performance indicators for all sectors supplemented by sector specific metrics. The governance metrics and indicators to assess good governance practices such as sound management structures, employee relations, remuneration of staff and tax compliance include but are not limited to:

- Separation of power (e.g. Split CEO/Chair)
- Board diversity
- Executive pay (remuneration policy)
- Board Independence, and key committees independence
- Accountability of directors
- Financial expertise of the Audit Committee
- Respect of shareholders rights and absence of antitakeover devices
- The presence of appropriate policies (i.e. Bribery and corruption, whistleblower)
- Tax disclosure
- An assessment of prior negative incidents relating to governance

The ESG analysis goes beyond the framework to look at a more qualitative assessment of how the insights from our ESG model are reflected in the culture and operations of investee companies. In some cases, the ESG analysts will conduct due diligence meetings to better understand the company's approach to corporate governance.

Good governance practices include sound management structures, employee relations, remuneration of staff and tax compliance.



What is the asset allocation planned for this financial product?

Asset allocation describes the share of investments in specific assets.

At least 70% of the investments of the financial product will be used to meet the environmental or social characteristics promoted, in accordance with the binding elements of the investment strategy of the financial product.

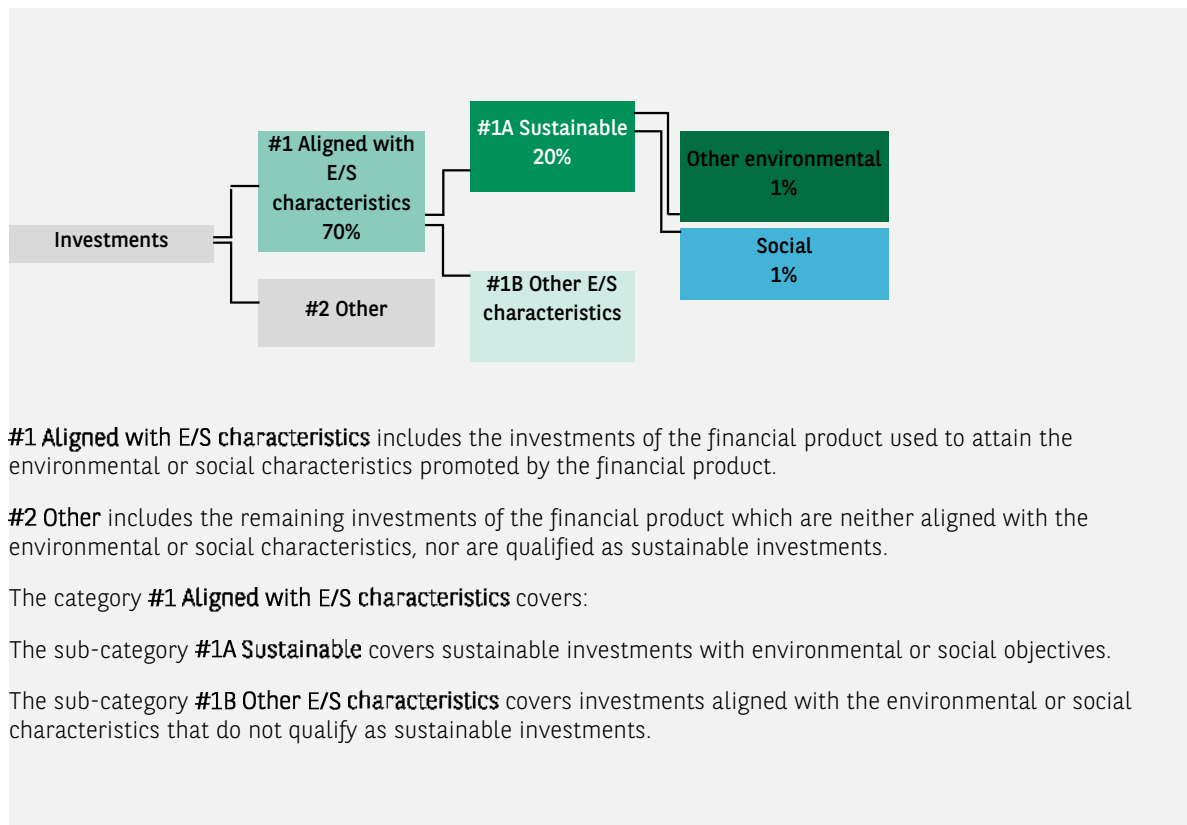
For the avoidance of doubt, such a proportion is solely a minimum and the exact percentage of the investments of the financial product that attained the promoted environmental or social characteristics will be available in the annual report.

The minimum proportion of sustainable investments of the financial product is 20%.

The remaining proportion of the investments is mainly used as described under the question: "What investments are included under "#2 Other", what is their purpose and are there any minimum environmental or social safeguards?"


Taxonomy-aligned activities are expressed as a share of:

- **turnover** reflecting the share of revenue from green activities of investee companies.
 - **capital expenditure** (CapEx) showing the green investments made by investee companies, e.g. for a transition to a green economy.
 - **operational expenditure** (OpEx) reflecting green operational activities of investee companies.



● **How does the use of derivatives attain the environmental or social characteristics promoted by the financial product?**

Financial derivative instruments may be used for efficient portfolio management, hedging and/or investment purposes, if applicable. These instruments are not used to attain the environmental or social characteristics promoted by the product.

 **To what minimum extent are sustainable investments with an environmental objective aligned with the EU Taxonomy?**

Not applicable

● **Does the financial product invest in fossil gas and/or nuclear energy related activities that comply with the EU Taxonomy?**

Yes

In fossil gas In Nuclear Energy

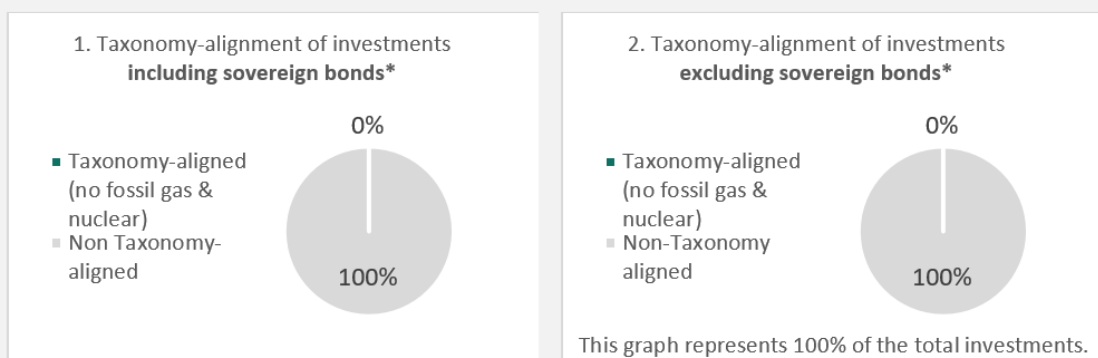
No

1 - Fossil gas and/or nuclear related activities will only comply with the EU Taxonomy where they contribute to limiting climate change ("climate change mitigation") and do not significantly harm any EU Taxonomy objective - see explanatory note in the left hand margin. The full criteria for fossil gas and nuclear energy economic activities that comply with the EU Taxonomy are laid down in Commission Delegated Regulation (EU) 2022/1214.

To comply with the EU Taxonomy, the criteria for **fossil gas** include limitations on emissions and switching to renewable power or low-carbon fuels by the end of 2035. For **nuclear energy**, the criteria include comprehensive safety and waste management rules

Enabling activities directly enable other activities to make a substantial contribution to an environmental objective. **Transitional activities** are activities for which low-carbon alternatives are not yet available and among others have greenhouse gas emission levels corresponding to the best performance.

The two graphs below show in green the minimum percentage of investments that are aligned with the EU Taxonomy. As there is no appropriate methodology to determine the Taxonomy-alignment of sovereign bonds*, the first graph shows the Taxonomy-alignment in relation to all the investments of the financial product including sovereign bonds, while the second graph shows the Taxonomy-alignment only in relation to the investments of the financial product other than sovereign bonds.



* For the purpose of these graphs, 'sovereign bonds' consist of all sovereign exposures

● **What is the minimum share of investments in transitional and enabling activities?**

Not applicable

are sustainable investments with an environmental objective that **do not take into account the criteria** for environmentally sustainable economic activities under the EU Taxonomy.

● **What is the minimum share of sustainable investments with an environmental objective that are not aligned with the EU Taxonomy?**

The minimum share of sustainable investments with an environmental objective that are not aligned with the EU Taxonomy is 1%.

The minimum share is intentionally low as the objective of the investment manager is not to prevent the product from investing in taxonomy-aligned activities within the framework of the investment strategy of the product.

The Management Company is improving its Taxonomy-alignment data collection to ensure the accuracy and suitability of its Taxonomy sustainability-related disclosures. In the meantime, the financial product will invest in sustainable investments with an environmental objective that are not aligned with the EU Taxonomy.

● **What is the minimum share of socially sustainable investments?**

The minimum share of socially sustainable investments within the financial product is 1%.

● **What investments are included under '#2 Other', what is their purpose and are there any minimum environmental or social safeguards?**

The remaining proportion of the investments may include :

- The proportion of assets that are not used to meet the environmental or social characteristics promoted by the financial product. These assets are used for investment purposes, or
- Instruments which are mainly used for liquidity, efficient portfolio management, and/or hedging purposes, notably cash, deposits and derivatives

In any case, the investment manager will ensure that those investments are made while maintaining the

improvement of the ESG profile of the financial product. In addition, those investments are made in compliance with our internal processes, including the following minimum environmental or social safeguards:

- The risk management policy. The risk management policy comprises procedures as are necessary to enable the management company to assess for each financial product it manages the exposure of that product to market, liquidity, sustainability and counterparty risks. And

- The RBC policy, where applicable, through the exclusion of companies involved in controversies due to poor practices related to human and labour rights, environment, and corruption, as well as companies operating in sensitive sectors (tobacco, coal, controversial weapons, asbestos,...), as these companies are deemed to be in violation of international norms, or to cause unacceptable harm to society and/or the environment



Is a specific index designated as a reference benchmark to determine whether this financial product is aligned with the environmental and/or social characteristics that it promotes?

Reference benchmarks are indexes to measure whether the financial product attains the environmental or social characteristics that they promote.

No reference benchmark has been designated for the purpose of attaining the environmental or social characteristics promoted by the financial product.

- **How is the reference benchmark continuously aligned with each of the environmental or social characteristics promoted by the financial product?**

Not applicable

- **How is the alignment of the investment strategy with the methodology of the index ensured on a continuous basis?**

Not applicable

- **How does the designated index differ from a relevant broad market index?**

Not applicable

- **Where can the methodology used for the calculation of the designated index be found?**

Not applicable



Where can I find more product specific information online?

More product-specific information can be found on the website: <https://www.bnpparibas-am.com/> after choosing the relevant country and directly in the section 'Sustainability-related disclosures' dedicated to the product.

Template pre-contractual disclosure for the financial products referred to in Article 8, paragraphs 1, 2 and 2a, of Regulation (EU) 2019/2088 and Article 6, first paragraph, of Regulation (EU) 2020/852

Sustainable investment means an investment in an economic activity that contributes to an environmental or social objective, provided that the investment does not significantly harm any environmental or social objective and that the investee companies follow good governance practices.

The **EU Taxonomy** is a classification system laid down in Regulation (EU) 2020/852, establishing a list of **environmentally sustainable economic activities**. That Regulation does not lay down a list of socially sustainable economic activities. Sustainable investments with an environmental objective might be aligned with the Taxonomy or not.

Product name : **BNP PARIBAS FUNDS EURO HIGH YIELD SHORT DURATION BOND**

Legal Entity Identifier : 213800XCXV4261JSOU74

Environmental and/or social characteristics

Does this financial product have a sustainable investment objective?	
<input checked="" type="radio"/> <input type="radio"/> Yes	<input checked="" type="radio"/> <input type="radio"/> No
<input type="checkbox"/> It will make a minimum of sustainable investments with an environmental objective: ____% <input type="checkbox"/> in economic activities that qualify as environmentally sustainable under the EU Taxonomy <input type="checkbox"/> in economic activities that do not qualify as environmentally sustainable under the EU Taxonomy <input type="checkbox"/> It will make a minimum of sustainable investments with a social objective: ____%	<input checked="" type="checkbox"/> It promotes Environmental/Social (E/S) characteristics and while it does not have as its objective a sustainable investment, it will have a minimum proportion of 20% of sustainable investments <input type="checkbox"/> with an environmental objective in economic activities that qualify as environmentally sustainable under the EU Taxonomy <input checked="" type="checkbox"/> with an environmental objective in economic activities that do not qualify as environmentally sustainable under the EU Taxonomy <input checked="" type="checkbox"/> with a social objective <input type="checkbox"/> It promotes E/S characteristics, but will not make any sustainable investments



What environmental and/or social characteristics are promoted by this financial product?

The financial product promotes environmental and social characteristics by assessing underlying investments against Environmental, Social, and Governance (ESG) criteria using an ESG internal proprietary methodology, and by investing in issuers that demonstrate good environmental, social and governance practices.

Corporate issuers

The investment strategy selects:

Corporate issuers with good or improving ESG practices within their sector of activity. The ESG performance of an issuer is evaluated against a combination of environmental, social and governance factors which include but are

not limited to:

- Environmental: energy efficiency, reduction of emissions of greenhouse gases (GHG), treatment of waste
- Social: respect of human rights and workers' rights, human resources management (workers' health and safety, diversity)
- Governance: Board of Directors independence, managers' remuneration, respect of minority shareholders rights

The exclusion criteria are applied with regard to issuers that are in violation of international norms and convention, or operate in sensitive sectors as defined by the Responsible Business Conduct Policy (RBC Policy).

Sovereign issuers

The investment strategy selects sovereign issuers based on their performance across the environmental, social and governance pillars. The ESG performance of each country is assessed using an internal Sovereign ESG methodology that focuses on measuring governments' efforts to produce and preserve assets, goods, and services with high ESG values, according to their level of economic development. This involves evaluation of a country against a combination of environmental, social and governance factors, which include but not limited to:

- Environmental: climate mitigation, biodiversity, energy efficiency, land resources, pollution
- Social: life conditions, economic inequality, education, employment, health infrastructure, human capital
- Governance: business rights, corruption, democratic life, political stability, security

BNP Paribas Asset Management's Global Sustainability Strategy places a strong emphasis on combatting climate change. Therefore, given the importance of sovereigns in addressing climate change, the internal Sovereign ESG methodology includes an additional scoring component that captures the country's contribution to progress towards the net-zero goals set out in the Paris Agreement. This additional scoring component reflects countries' commitment to future targets balanced by their current policies and their forward-looking physical climate risk exposure. It combines temperature alignment methodology for determining national contributions to climate change with an assessment of the laws and policies countries have in place for addressing climate change.

The investment manager also applies the BNP Paribas Group's sensitive countries framework, which includes restrictive measures on certain countries and/or activities that are considered as being particularly exposed to money laundering and terrorism financing related risks.

Furthermore, the investment manager promotes better environmental and social outcomes through engagement with issuers and the exercise of voting rights according to the Stewardship policy, where applicable.

No reference benchmark has been designated for the purpose of attaining the environmental or social characteristics promoted by the financial product.

● What sustainability indicators are used to measure the attainment of each of the environmental or social characteristics promoted by this financial product?

The following sustainability indicators are used to measure the attainment of the environmental and social characteristics promoted by the financial product:

- The percentage of the portfolio compliant with the RBC Policy
- The percentage of the portfolio covered by ESG analysis based on the ESG internal proprietary methodology
- The weighted average ESG score of the portfolio compared to the weighted average ESG score of its investment universe, as defined in the Prospectus
- The percentage of the financial product's portfolio invested in 'sustainable investments' as defined in Article 2 (17) of the SFDR regulation

Sustainability indicators measure how the environmental or social characteristics promoted by the financial product are attained.



● **What are the objectives of the sustainable investments that the financial product partially intends to make and how does the sustainable investment contribute to such objectives?**

The objectives of the sustainable investments made by the financial product are to finance companies that contribute to environmental and/or social objectives through their products and services, as well as their sustainable practices.

The internal methodology, as defined in the main part of the Prospectus, integrates several criteria into its definition of sustainable investments that are considered to be core components to qualify a company as sustainable. These criteria are complementary to each other. In practice, a company must meet at least one of the criteria described below in order to be considered as contributing to an environmental or social objective:

1. A company with an economic activity aligned with the EU Taxonomy objectives. A company can be qualified as sustainable investment in case it has more than 20% of its revenues aligned with the EU Taxonomy. A company qualifying as sustainable investment through this criteria can for example contribute to the following environmental objectives: sustainable forestry, environmental restoration, sustainable manufacturing, renewable energy, water supply, sewerage, waste management and remediation, sustainable transportation, sustainable buildings, sustainable information and technology, scientific research for sustainable development;

2. A company with an economic activity contributing to one or more United Nations Sustainable Development goals (UN SDG) targets. A company can be qualified as sustainable investment in case it has more than 20% of its revenues aligned with the SDGs and less than 20% of its revenues misaligned with the UN SDGs. A company qualifying as sustainable investment through this criteria can for example contribute to the following objectives:

a. Environmental: sustainable agriculture, sustainable management of water and sanitation, sustainable and modern energy, sustainable economic growth, sustainable infrastructure, sustainable cities, sustainable consumption and production patterns, fight against climate change, conservation and sustainable use of oceans, seas and marine resources, protection, restoration and sustainable use of terrestrial ecosystems, sustainable management of forests, fight against desertification, land degradation and biodiversity loss;

b. Social: no poverty, zero hunger, food security, healthy lives and well-being at all ages, inclusive and equitable quality education and lifelong learning opportunities, gender equality, women and girls empowerment, availability of water and sanitation, access to affordable, reliable and modern energy, inclusive and sustainable economic growth, full and productive employment and decent work, resilient infrastructure, inclusive and sustainable industrialization, reduced inequality, inclusive, safe and resilient cities and human settlements, peaceful and inclusive societies, access to justice and effective, accountable and inclusive institutions, global partnership for sustainable development.

3. A company operating in a high GHG emission sector that is transitioning its business model to align with the objective of maintaining the global temperature rise below 1.5°C. A company qualifying as sustainable investment through this criteria can for example contribute to the following environmental objectives: GHG emissions reduction, fight against climate change;

4. A company with best-in-class environmental or social practices compared to its peers within the relevant sector and geographical region. The E or S best performer assessment is based on the BNPP AM ESG scoring methodology. The methodology scores companies and assesses them against a peer group comprising companies in comparable sectors and geographical regions. A company with a contribution score above 10 on the Environmental or Social pillar qualifies as best performer. A company qualifying as sustainable investment through this criteria can for example contribute to the following objectives:

a. Environmental: fight against climate change, environmental risk management, sustainable management of natural resources, waste management, water management, GHG emissions reduction, renewable energy, sustainable agriculture, green infrastructure;

b. Social: health and safety, human capital management, good external stakeholder management (supply chain, contractors, data), business ethics preparedness, good corporate governance.

Green bonds, social bonds and sustainability bonds issued to support specific environmental and/or social projects are also qualified as sustainable investments provided that these debt securities receive an investment recommendation 'POSITIVE' or 'NEUTRAL' from the Sustainability Center following the issuer and underlying project assessment based on a proprietary Green/Social/Sustainability Bond Assessment methodology.

Companies identified as a sustainable investment should not significantly harm any other environmental or social objectives (the Do No Significant Harm 'DNSH' principle) and should follow good governance practices. BNP Paribas Asset Management (BNPP AM) uses its proprietary methodology to assess all companies against these requirements.

More information on the internal methodology can be found on the website of the investment manager: <https://docfinder.bnpparibas-am.com/api/files/14787511-CB33-49FC-B9B5-7E934948BE63>

Principal adverse impacts are the most significant negative impacts of investment decisions on sustainability factors relating to environmental, social and employee matters, respect for human rights, anti-corruption and anti-bribery matters.

● **How do the sustainable investments that the financial product partially intends to make, not cause significant harm to any environmental or social sustainable investment objective?**

Sustainable investments that the product partially intends to make should not significantly harm any environmental or social objective (DNSH Principle). In this respect, the investment manager commits to consider principal adverse impacts on sustainability factors by taking into account indicators for adverse impacts as defined in SFDR, and to not invest in companies that do not meet their fundamental obligations in line with the OECD Guidelines and the UN Guiding Principles on Business and Human Rights.

How have the indicators for adverse impacts on sustainability factors been taken into account?

The investment manager ensures that throughout its investment process, the financial product takes into all the account principal all the adverse impact indicators that are relevant to its investment strategy to select the sustainable investments that the financial product partially intends to make by systematically implementing the sustainable investment pillars defined in the BNP Paribas Asset Management Global Sustainability Strategy (GSS) into its investment process : RBC policy, ESG integration guidelines, Stewardship, the forward-looking vision the '3Es' (Energy transition, Environmental sustainability, Equality & Inclusive Growth).

The RBC policy establishes a common framework across investments and economic activities that help identify industries and behaviours presenting a high risk of adverse impacts in violation of international norms. As part of the RBC Policy, sector policies provide a tailored approach to identify and prioritize principal adverse impacts based on the nature of the economic activity, and in many cases, the geography in which these economic activities take place.

The ESG Integration Guidelines includes a series of commitments, which are material to consideration of principal adverse sustainability impacts, and guides the internal ESG integration process. The proprietary ESG scoring framework includes an assessment of a number of adverse sustainability impacts caused by companies in which we invest. Outcome of this assessment may impact the valuation models as well as the portfolio construction depending on the severity and materiality of adverse impacts identified.

Thus, the Investment Manager considers principal adverse sustainability impacts throughout the investment process through the use of the internal ESG scores and construction of the portfolio with an improved ESG profile compared to its investment universe.

The Forward-looking perspective defines a set of objectives and developed performance indicators to measure how the researches, portfolios and commitments are aligned on three issues, the '3Es' (Energy transition, Environmental sustainability, Equality & inclusive growth) and thus support investment processes.

Furthermore, the Stewardship team regularly identifies adverse impacts through ongoing research, collaboration with other long-term investors, and dialogue with NGOs and other experts.

As regards the sustainable investments that the financial product intends to make, the following principal adverse sustainability impacts are taken into account:

Corporate mandatory indicators:

1. GreenHouse Gas (GHG) Emissions

2. Carbon footprint
3. GHG intensity of investee companies
4. Exposure to companies active in the fossil fuel sector
5. Share of non-renewable energy consumption and production
6. Energy consumption intensity per high impact climate sector
7. Activities negatively affecting biodiversity sensitive areas
8. Emissions to water
9. Hazardous waste ratio
10. Violations of UN Global Compact principles and Organisation for Economic Cooperation and Development (OECD) Guidelines for Multinational Enterprises
11. Lack of processes and compliance mechanisms to monitor compliance with UN Global Compact principles and OECD Guidelines for Multinational Enterprises
12. Unadjusted gender pay gap
13. Board gender diversity
14. Exposure to controversial weapons (anti-personnel mines, cluster munitions, chemical weapons and biological weapons)

Corporate voluntary indicators:

Environment

4. Investments in companies without carbon emission reduction initiatives

Social

4. Lack of a supplier code of conduct
9. Lack of a human rights policy

Sovereign mandatory indicator:

15. GHG intensity
16. Investee countries subject to social violations

More detailed information on the manner in which principal adverse impacts on sustainability factors are considered can be found in the BNP PARIBAS ASSET MANAGEMENT SFDR disclosure statement:

<https://docfinder.bnpparibas-am.com/api/files/874ADAE2-3EE7-4AD4-B0ED-84FC06E090BF>

In addition, information on how the principal adverse impacts on sustainability factors have been considered over the year will be available in the annual report of the financial product.

How are the sustainable investments aligned with the OECD Guidelines for Multinational Enterprises and the UN Guiding Principles on Business and Human Rights?

The investment universe of the financial product is periodically screened with a view to identify issuers that are potentially in violation or at risk of violation of the UN Global Compact Principles, OECD Guidelines for Multinational Enterprises and UN Guiding Principles on Business & Human Rights, including the principles and rights set out in the eight fundamental conventions identified in the Declaration of the International Labour Organisation on Fundamental Principles and Rights at Work and the International Bill of Human Rights. This assessment is conducted within the BNPP AM Sustainability Centre on the basis of internal analysis and information provided by external experts, and in consultation with BNP Paribas Group CSR Team. If an issuer is found to be in serious and repeated violations of any of the principles, it will be placed on an 'exclusion list' and will not be available for investment. Existing investments should be divested from the portfolio according to an internal procedure. If an issuer is at risk of violating any of the principles, it is placed on a 'watch list' monitored, as appropriate.

The EU Taxonomy sets out a 'do not significant harm' principle by which Taxonomy-aligned investments should not significantly harm EU Taxonomy objectives and is accompanied by specific EU criteria.

The 'do no significant harm' principle applies only to those investments underlying the financial product that take into account the EU criteria for environmentally sustainable economic activities. The investments underlying the remaining portion of this financial product do not take into account the EU criteria for environmentally sustainable economic activities.

Any other sustainable investments must also not significantly harm any environmental or social objectives.





Does this financial product consider principal adverse impacts on sustainability factors?

Yes

The product considers principal adverse impacts on sustainability factors by systematically implementing the sustainable investment pillars defined in the GSS into its investment process. These pillars are covered by firm-wide policies that set criteria to identify, consider and prioritise as well as address or mitigate adverse sustainability impacts caused by issuers.

The RBC policy establishes a common framework across investments and economic activities that help identify industries and behaviours presenting a high risk of adverse impacts in violation of international norms. As part of the RBC Policy, sector policies provide a tailored approach to identify and prioritize principal adverse impacts based on the nature of the economic activity, and in many cases, the geography in which these economic activities take place.

The ESG Integration Guidelines includes a series of commitments, which are material to consideration of principal adverse sustainability impacts, and guides the internal ESG integration process. The proprietary ESG scoring framework includes an assessment of a number of adverse sustainability impacts caused by companies in which we invest. Outcome of this assessment may impact the valuation models as well as the portfolio construction depending on the severity and materiality of adverse impacts identified.

Thus, the Investment Manager considers principal adverse sustainability impacts throughout the investment process through the use of the internal ESG scores and construction of the portfolio with an improved ESG profile compared to its investment universe.

The Forward-looking perspective defines a set of objectives and developed performance indicators to measure how the researches, portfolios and commitments are aligned on three issues, the '3Es' (Energy transition, Environmental sustainability, Equality & inclusive growth) and thus support investment processes.

Furthermore, the Stewardship team regularly identifies adverse impacts through ongoing research, collaboration with other long-term investors, and dialogue with NGOs and other experts.

Actions to address or mitigate principal adverse sustainability impacts depend on the severity and materiality of these impacts. These actions are guided by the RBC Policy, ESG Integration Guidelines, and Engagement and Voting Policy which include the following provisions :

- Exclusion of issuers that are in violation of international norms and conventions and issuers that are involved in activities presenting an unacceptable risk to society and/or the environment
- Engagement with issuers with the aim of encouraging them to improve their environmental, social and governance practices and, thus, mitigate potential adverse impacts
- In case of equity holdings, voting at Annual General Meetings of companies the portfolio is invested in to promote good governance and advance environmental and social issues
- Ensuring all securities included in the portfolio have supportive ESG research
- Managing portfolios so that their aggregate ESG score is better than the relevant benchmark or universe

Based on the above approach, and depending on the composition of the financial product's portfolio (i.e. the type of issuer), the financial product considers and addresses or mitigates the following principal adverse sustainability impacts:

Corporate mandatory indicators:

1. GreenHouse Gas (GHG) Emissions
2. Carbon footprint
3. GHG intensity of investee companies
4. Exposure to companies active in the fossil fuel sector
5. Share of non-renewable energy consumption and production
6. Energy consumption intensity per high impact climate sector



7. Activities negatively affecting biodiversity sensitive areas
8. Emissions to water
9. Hazardous waste ratio
10. Violations of UN Global Compact principles and Organisation for Economic Cooperation and Development (OECD) Guidelines for Multinational Enterprises
11. Lack of processes and compliance mechanisms to monitor compliance with UN Global Compact principles and OECD Guidelines for Multinational Enterprises
12. Unadjusted gender pay gap
13. Board gender diversity
14. Exposure to controversial weapons (anti-personnel mines, cluster munitions, chemical weapons and biological weapons)

Corporate voluntary indicators:

Environment

4. Investments in companies without carbon emission reduction initiatives

Social

4. Lack of a supplier code of conduct
9. Lack of a human rights policy

Sovereign mandatory indicator:

15. GHG intensity
16. Investee countries subject to social violations

More detailed information on the manner in which principal adverse impacts on sustainability factors are considered can be found in the BNP PARIBAS ASSET MANAGEMENT SFDR disclosure statement: <https://docfinder.bnpparibas-am.com/api/files/874ADAE2-3EE7-4AD4-BOED-84FC06E090BF>
In addition, information on how the principal adverse impacts on sustainability factors have been considered over the year will be available in the annual report of the financial product.

No



What investment strategy does this financial product follow?

The investment strategy guides investment decisions based on factors such as investment objectives and risk tolerance.

To achieve the investment objective of the financial product, the investment manager takes into account at each step of its investment process the Environmental, Social and Governance (ESG) criteria that the financial product promotes.

The investment universe of the financial product is thoroughly screened with a view to identify issuers that are in violation of the UN Global Compact Principles, OECD Guidelines for Multinational Enterprises and UN Guiding Principles on Business & Human Rights.

Then the Investment Manager integrates ESG ratings and criteria into the assessment of issuers. ESG ratings are built by BNP Paribas Asset Management's Sustainability Centre using a proprietary ESG methodology.

The investment manager constantly integrates the binding elements of the investment strategy described in the question below to construct an investment portfolio with an improved ESG profile compared to its investment universe.

Environmental, social and governance (ESG) criteria contribute to, but are not a determining factor in, the manager's decision-making.

The elements of the investment strategy to attain the environmental or social characteristics promoted by this financial product as described below are systematically integrated throughout the investment process.

- **What are the binding elements of the investment strategy used to select the investments to attain each of the environmental or social characteristics promoted by this financial product?**

- The financial product shall comply with the RBC Policy by excluding companies involved in controversies due to poor practices related to human and labor rights, environment, and corruption, as well as



companies operating in sensitive sectors (tobacco, coal, controversial weapons, asbestos,...), as these companies are deemed to be in violation of international norms, or to cause unacceptable harm to society and/or the environment.

More information on the RBC Policy, and in particular criteria relating to sectoral exclusions, can be found on the website of the investment manager: Sustainability documents - BNPP AM Corporate English (<https://www.bnpparibas-am.com/sustainability-documents/>)

- The financial product shall have the weighted average ESG score of its portfolio higher than the weighted average ESG score of its investment universe, as defined in the Prospectus
- The financial product shall have at least 75% of its assets (excluding ancillary liquid assets) covered by the ESG analysis based on the ESG internal proprietary methodology
- The financial product shall invest at least 20% of its assets in 'sustainable investments' as defined in Article 2 (17) of the SFDR regulation. Criteria to qualify an investment as 'sustainable investment' are indicated in the above question 'What are the objectives of the sustainable investments that the financial product partially intends to make and does the sustainable investments contribute to such objectives' and the quantitative and qualitative thresholds are mentioned in the main part of the Prospectus

● **What is the committed minimum rate to reduce the scope of the investments considered prior to the application of that investment strategy?**

The financial product does not commit to a reduction of the scope of investments prior to the application of its investment strategy.

● **What is the policy to assess good governance practices of the investee companies?**

The ESG scoring framework assesses corporate governance through a core set of standard key performance indicators for all sectors supplemented by sector specific metrics. The governance metrics and indicators to assess good governance practices such as sound management structures, employee relations, remuneration of staff and tax compliance include but are not limited to:

- Separation of power (e.g. Split CEO/Chair)
- Board diversity
- Executive pay (remuneration policy)
- Board Independence, and key committees independence
- Accountability of directors
- Financial expertise of the Audit Committee
- Respect of shareholders rights and absence of antitakeover devices
- The presence of appropriate policies (i.e. Bribery and corruption, whistleblower)
- Tax disclosure
- An assessment of prior negative incidents relating to governance

The ESG analysis goes beyond the framework to look at a more qualitative assessment of how the insights from our ESG model are reflected in the culture and operations of investee companies. In some cases, the ESG analysts will conduct due diligence meetings to better understand the company's approach to corporate governance.

Good governance practices include sound management structures, employee relations, remuneration of staff and tax compliance.



What is the asset allocation planned for this financial product?

Asset allocation describes the share of investments in specific assets.

At least 70% of the investments of the financial product will be used to meet the environmental or social characteristics promoted, in accordance with the binding elements of the investment strategy of the financial product.

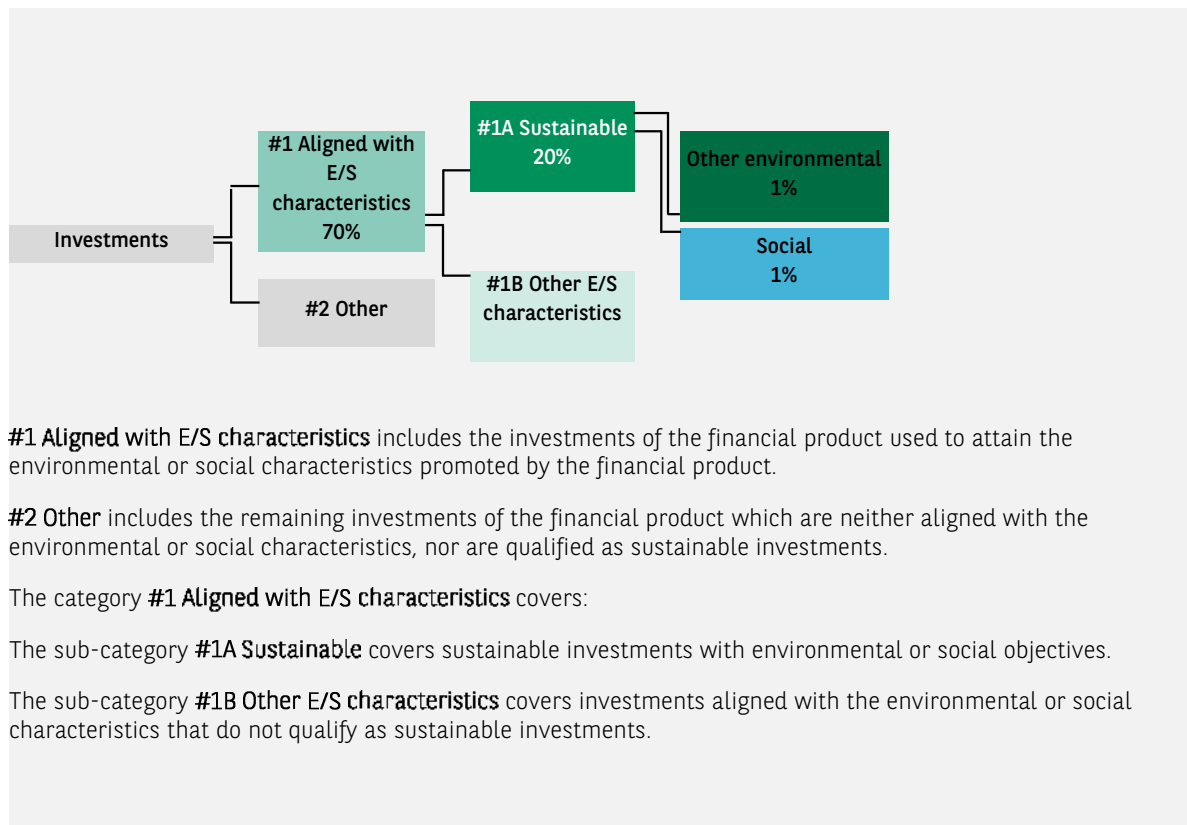
Taxonomy-aligned activities are expressed as a share of:

For the avoidance of doubt, such a proportion is solely a minimum and the exact percentage of the investments of the financial product that attained the promoted environmental or social characteristics will be available in the annual report.

The minimum proportion of sustainable investments of the financial product is 20%.

The remaining proportion of the investments is mainly used as described under the question: "What investments are included under "#2 Other", what is their purpose and are there any minimum environmental or social safeguards?"

- **turnover** reflecting the share of revenue from green activities of investee companies.
 - **capital expenditure** (CapEx) showing the green investments made by investee companies, e.g. for a transition to a green economy.
 - **operational expenditure** (OpEx) reflecting green operational activities of investee companies.



● **How does the use of derivatives attain the environmental or social characteristics promoted by the financial product?**

Financial derivative instruments may be used for efficient portfolio management, hedging and/or investment purposes, if applicable. These instruments are not used to attain the environmental or social characteristics promoted by the product.



To what minimum extent are sustainable investments with an environmental objective aligned with the EU Taxonomy?

Not applicable

● **Does the financial product invest in fossil gas and/or nuclear energy related activities that comply with the EU Taxonomy¹ ?**

Yes

In fossil gas In Nuclear Energy

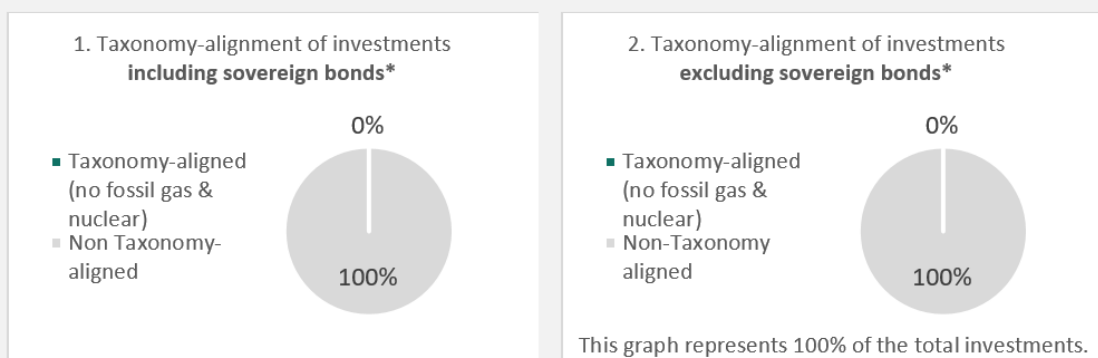
No

¹ -Fossil gas and/or nuclear related activities will only comply with the EU Taxonomy where they contribute to limiting climate change ("climate change mitigation") and do not significantly harm any EU Taxonomy objective - see explanatory note in the left hand margin. The full criteria for fossil gas and nuclear energy economic activities that comply with the EU Taxonomy are laid down in Commission Delegated Regulation (EU) 2022/1214.

To comply with the EU Taxonomy, the criteria for **fossil gas** include limitations on emissions and switching to renewable power or low-carbon fuels by the end of 2035. For **nuclear energy**, the criteria include comprehensive safety and waste management rules.

Enabling activities directly enable other activities to make a substantial contribution to an environmental objective. **Transitional activities** are activities for which low-carbon alternatives are not yet available and among others have greenhouse gas emission levels corresponding to the best performance.

The two graphs below show in green the minimum percentage of investments that are aligned with the EU Taxonomy. As there is no appropriate methodology to determine the Taxonomy-alignment of sovereign bonds*, the first graph shows the Taxonomy-alignment in relation to all the investments of the financial product including sovereign bonds, while the second graph shows the Taxonomy-alignment only in relation to the investments of the financial product other than sovereign bonds.



* For the purpose of these graphs, 'sovereign bonds' consist of all sovereign exposures

● **What is the minimum share of investments in transitional and enabling activities?**

Not applicable

are sustainable investments with an environmental objective that **do not take into account the criteria** for environmentally sustainable economic activities under the EU Taxonomy.

● **What is the minimum share of sustainable investments with an environmental objective that are not aligned with the EU Taxonomy?**

The minimum share of sustainable investments with an environmental objective that are not aligned with the EU Taxonomy is 1%.

The minimum share is intentionally low as the objective of the investment manager is not to prevent the product from investing in taxonomy-aligned activities within the framework of the investment strategy of the product.

The Management Company is improving its Taxonomy-alignment data collection to ensure the accuracy and suitability of its Taxonomy sustainability-related disclosures. In the meantime, the financial product will invest in sustainable investments with an environmental objective that are not aligned with the EU Taxonomy.

● **What is the minimum share of socially sustainable investments?**

The minimum share of socially sustainable investments within the financial product is 1%.

● **What investments are included under '#2 Other', what is their purpose and are there any minimum environmental or social safeguards?**

The remaining proportion of the investments may include :

- The proportion of assets that are not used to meet the environmental or social characteristics promoted by the financial product. These assets are used for investment purposes, or
- Instruments which are mainly used for liquidity, efficient portfolio management, and/or hedging purposes, notably cash, deposits and derivatives

In any case, the investment manager will ensure that those investments are made while maintaining the

improvement of the ESG profile of the financial product. In addition, those investments are made in compliance with our internal processes, including the following minimum environmental or social safeguards:

- The risk management policy. The risk management policy comprises procedures as are necessary to enable the management company to assess for each financial product it manages the exposure of that product to market, liquidity, sustainability and counterparty risks. And

- The RBC policy, where applicable, through the exclusion of companies involved in controversies due to poor practices related to human and labour rights, environment, and corruption, as well as companies operating in sensitive sectors (tobacco, coal, controversial weapons, asbestos,...), as these companies are deemed to be in violation of international norms, or to cause unacceptable harm to society and/or the environment



Is a specific index designated as a reference benchmark to determine whether this financial product is aligned with the environmental and/or social characteristics that it promotes?

Reference benchmarks are indexes to measure whether the financial product attains the environmental or social characteristics that they promote.

No reference benchmark has been designated for the purpose of attaining the environmental or social characteristics promoted by the financial product.

- **How is the reference benchmark continuously aligned with each of the environmental or social characteristics promoted by the financial product?**

Not applicable

- **How is the alignment of the investment strategy with the methodology of the index ensured on a continuous basis?**

Not applicable

- **How does the designated index differ from a relevant broad market index?**

Not applicable

- **Where can the methodology used for the calculation of the designated index be found?**

Not applicable



Where can I find more product specific information online?

More product-specific information can be found on the website: <https://www.bnpparibas-am.com/> after choosing the relevant country and directly in the section 'Sustainability-related disclosures' dedicated to the product.

Template pre-contractual disclosure for the financial products referred to in Article 8, paragraphs 1, 2 and 2a, of Regulation (EU) 2019/2088 and Article 6, first paragraph, of Regulation (EU) 2020/852

Sustainable investment means an investment in an economic activity that contributes to an environmental or social objective, provided that the investment does not significantly harm any environmental or social objective and that the investee companies follow good governance practices.

The **EU Taxonomy** is a classification system laid down in Regulation (EU) 2020/852, establishing a list of **environmentally sustainable economic activities**. That Regulation does not lay down a list of socially sustainable economic activities. Sustainable investments with an environmental objective might be aligned with the Taxonomy or not.

Product name : **BNP PARIBAS FUNDS EURO INFLATION-LINKED BOND**

Legal Entity Identifier : THMZ014L5W8K1WN4XT60

Environmental and/or social characteristics

Does this financial product have a sustainable investment objective?	
<input checked="" type="radio"/> <input type="radio"/> Yes	<input checked="" type="radio"/> <input type="radio"/> No
<input type="checkbox"/> It will make a minimum of sustainable investments with an environmental objective: _____%	<input type="checkbox"/> It promotes Environmental/Social (E/S) characteristics and while it does not have as its objective a sustainable investment, it will have a minimum proportion of 0% of sustainable investments
<input type="checkbox"/> in economic activities that qualify as environmentally sustainable under the EU Taxonomy	<input type="checkbox"/> with an environmental objective in economic activities that qualify as environmentally sustainable under the EU Taxonomy
<input type="checkbox"/> in economic activities that do not qualify as environmentally sustainable under the EU Taxonomy	<input type="checkbox"/> with an environmental objective in economic activities that do not qualify as environmentally sustainable under the EU Taxonomy
<input type="checkbox"/> It will make a minimum of sustainable investments with a social objective: _____%	<input type="checkbox"/> with a social objective
	<input checked="" type="checkbox"/> It promotes E/S characteristics, but will not make any sustainable investments



What environmental and/or social characteristics are promoted by this financial product?

The financial product promotes environmental and social characteristics by assessing underlying investments against Environmental, Social, and Governance (ESG) criteria using an ESG internal proprietary methodology, and by investing in issuers that demonstrate good environmental, social and governance practices.

Sovereign issuers and agencies

The investment strategy selects sovereign issuers based on their performance across the environmental, social and governance pillars. The ESG performance of each country is assessed using an internal Sovereign ESG methodology that focuses on measuring governments' efforts to produce and preserve assets, goods, and services with high ESG values, according to their level of economic development. This involves evaluation of a country

against a combination of environmental, social and governance factors, which include but not limited to:

- Environmental: climate mitigation, biodiversity, energy efficiency, land resources, pollution
- Social: life conditions, economic inequality, education, employment, health infrastructure, human capital
- Governance: business rights, corruption, democratic life, political stability, security

BNP Paribas Asset Management's Global Sustainability Strategy places a strong emphasis on combatting climate change. Therefore, given the importance of sovereigns in addressing climate change, the internal Sovereign ESG methodology includes an additional scoring component that captures the country's contribution to progress towards the net-zero goals set out in the Paris Agreement. This additional scoring component reflects countries' commitment to future targets balanced by their current policies and their forward-looking physical climate risk exposure. It combines temperature alignment methodology for determining national contributions to climate change with an assessment of the laws and policies countries have in place for addressing climate change.

The investment manager also applies the BNP Paribas Group's sensitive countries framework, which includes restrictive measures on certain countries and/or activities that are considered as being particularly exposed to money laundering and terrorism financing related risks.

Corporate issuers

The investment strategy selects corporate issuers with good or improving ESG practices within their sector of activity. The ESG performance of an issuer is evaluated against a combination of environmental, social and governance factors which include but are not limited to:

- Environmental: energy efficiency, reduction of emissions of greenhouse gases (GHG), treatment of waste
- Social: respect of human rights and workers' rights, human resources management (workers' health and safety, diversity)
- Governance: Board of Directors independence, managers' remuneration, respect of minority shareholders rights

The exclusion criteria are applied with regard to issuers that are in violation of international norms and convention, or operate in sensitive sectors as defined by the Responsible Business Conduct Policy (RBC Policy).

Furthermore, the investment manager promotes better environmental and social outcomes through engagement with issuers and the exercise of voting rights according to the Stewardship policy, where applicable.

No reference benchmark has been designated for the purpose of attaining the environmental or social characteristics promoted by the financial product.

● What sustainability indicators are used to measure the attainment of each of the environmental or social characteristics promoted by this financial product?

The following sustainability indicators are used to measure the attainment of the environmental and social characteristics promoted by the financial product:

- The percentage of the portfolio compliant with the BNP Paribas Group's controversial countries framework and BNP Paribas Asset Management RBC Policy
- The percentage of the portfolio covered by ESG analysis based on the ESG internal proprietary methodology
- The weighted average ESG score of the portfolio compared to the weighted average ESG score of its investment universe, as defined in the Prospectus
- The portfolio invests in securities issued by eligible states following the conditions of the Central Labelling Agency of the Belgian SRI label (CLA)

Sustainability indicators measure how the environmental or social characteristics promoted by the financial product are attained.

- **What are the objectives of the sustainable investments that the financial product partially intends to make and how does the sustainable investment contribute to such objectives?**

The financial product does not intend to make any sustainable investment.

- **How do the sustainable investments that the financial product partially intends to make, not cause significant harm to any environmental or social sustainable investment objective?**

The financial product does not intend to make any sustainable investment.

How have the indicators for adverse impacts on sustainability factors been taken into account?

Not applicable

How are the sustainable investments aligned with the OECD Guidelines for Multinational Enterprises and the UN Guiding Principles on Business and Human Rights?

Not applicable

The EU Taxonomy sets out a 'do not significant harm' principle by which Taxonomy-aligned investments should not significantly harm EU Taxonomy objectives and is accompanied by specific EU criteria.

The 'do no significant harm' principle applies only to those investments underlying the financial product that take into account the EU criteria for environmentally sustainable economic activities. The investments underlying the remaining portion of this financial product do not take into account the EU criteria for environmentally sustainable economic activities.

Any other sustainable investments must also not significantly harm any environmental or social objectives.

Principal adverse impacts are the most significant negative impacts of investment decisions on sustainability factors relating to environmental, social and employee matters, respect for human rights, anti-corruption and anti-bribery matters.



Does this financial product consider principal adverse impacts on sustainability factors?

Yes

The product considers principal adverse impacts on sustainability factors by systematically implementing the sustainable investment pillars defined in the GSS into its investment process. These pillars are covered by firm-wide policies that set criteria to identify, consider and prioritise as well as address or mitigate adverse sustainability impacts caused by issuers.

The RBC policy establishes a common framework across investments and economic activities that help identify industries and behaviours presenting a high risk of adverse impacts in violation of international norms. As part of the RBC Policy, sector policies provide a tailored approach to identify and prioritize principal adverse impacts based on the nature of the economic activity, and in many cases, the geography in which these economic activities take place.

The ESG Integration Guidelines includes a series of commitments, which are material to consideration of principal adverse sustainability impacts, and guides the internal ESG integration process. The proprietary ESG scoring framework includes an assessment of a number of adverse sustainability impacts caused by companies in which we invest. Outcome of this assessment may impact the valuation models as well as the portfolio construction depending on the severity and materiality of adverse impacts identified.

Thus, the Investment Manager considers principal adverse sustainability impacts throughout the investment process through the use of the internal ESG scores and construction of the portfolio with an improved ESG profile compared to its investment universe.

The Forward-looking perspective defines a set of objectives and developed performance indicators to measure how the researches, portfolios and commitments are aligned on three issues, the '3Es' (Energy transition, Environmental sustainability, Equality & inclusive growth) and thus support investment processes.

Furthermore, the Stewardship team regularly identifies adverse impacts through ongoing research, collaboration with other long-term investors, and dialogue with NGOs and other experts.

Actions to address or mitigate principal adverse sustainability impacts depend on the severity and materiality of these impacts. These actions are guided by the RBC Policy, ESG Integration Guidelines, and Engagement and Voting Policy which include the following provisions :

- Exclusion of issuers that are in violation of international norms and conventions and issuers that are involved in activities presenting an unacceptable risk to society and/or the environment
- Engagement with issuers with the aim of encouraging them to improve their environmental, social and governance practices and, thus, mitigate potential adverse impacts
- In case of equity holdings, voting at Annual General Meetings of companies the portfolio is invested in to promote good governance and advance environmental and social issues
- Ensuring all securities included in the portfolio have supportive ESG research
- Managing portfolios so that their aggregate ESG score is better than the relevant benchmark or universe

Based on the above approach, and depending on the composition of the financial product's portfolio (i.e. the type of issuer), the financial product considers and addresses or mitigates the following principal adverse sustainability impacts:

Corporate mandatory indicators:

1. GreenHouse Gas (GHG) Emissions
2. Carbon footprint
3. GHG intensity of investee companies
4. Exposure to companies active in the fossil fuel sector
5. Share of non-renewable energy consumption and production
6. Energy consumption intensity per high impact climate sector



7. Activities negatively affecting biodiversity sensitive areas
8. Emissions to water
9. Hazardous waste ratio
10. Violations of UN Global Compact principles and Organisation for Economic Cooperation and Development (OECD) Guidelines for Multinational Enterprises
11. Lack of processes and compliance mechanisms to monitor compliance with UN Global Compact principles and OECD Guidelines for Multinational Enterprises
12. Unadjusted gender pay gap
13. Board gender diversity
14. Exposure to controversial weapons (anti-personnel mines, cluster munitions, chemical weapons and biological weapons)

Corporate voluntary indicators:

Environment

4. Investments in companies without carbon emission reduction initiatives

Social

4. Lack of a supplier code of conduct
9. Lack of a human rights policy

Sovereign mandatory indicator:

15. GHG intensity
16. Investee countries subject to social violations

More detailed information on the manner in which principal adverse impacts on sustainability factors are considered can be found in the BNP PARIBAS ASSET MANAGEMENT SFDR disclosure statement: <https://docfinder.bnpparibas-am.com/api/files/874ADAE2-3EE7-4AD4-BOED-84FC06E090BF>
In addition, information on how the principal adverse impacts on sustainability factors have been considered over the year will be available in the annual report of the financial product.

No



What investment strategy does this financial product follow?

The investment strategy guides investment decisions based on factors such as investment objectives and risk tolerance.

To achieve the investment objective of the financial product, the investment manager takes into account at each step of its investment process the Environmental, Social and Governance (ESG) criteria that the financial product promotes.

The investment universe of the financial product is thoroughly screened with a view to identify issuers that are in violation of the UN Global Compact Principles, OECD Guidelines for Multinational Enterprises and UN Guiding Principles on Business & Human Rights.

Then the Investment Manager integrates ESG ratings and criteria into the assessment of issuers. ESG ratings are built by BNP Paribas Asset Management's Sustainability Centre using a proprietary ESG methodology.

The investment manager constantly integrates the binding elements of the investment strategy described in the question below to construct an investment portfolio with an improved ESG profile compared to its investment universe.

Environmental, social and governance (ESG) criteria contribute to, but are not a determining factor in, the manager's decision-making.

The elements of the investment strategy to attain the environmental or social characteristics promoted by this financial product as described below are systematically integrated throughout the investment process.

- **What are the binding elements of the investment strategy used to select the investments to attain each of the environmental or social characteristics promoted by this financial product?**

- The financial product shall comply with the BNP Paribas Group's controversial countries framework and BNP Paribas Asset Management RBC Policy by excluding companies involved in controversies due to poor



practices related to human and labor rights, environment, and corruption, as well as companies operating in sensitive sectors (tobacco, coal, controversial weapons, asbestos,...), as these companies are deemed to be in violation of international norms, or to cause unacceptable harm to society and/or the environment.

More information on the RBC Policy, and in particular criteria relating to sectoral exclusions, can be found on the website of the investment manager: Sustainability documents - BNPP AM Corporate English (<https://www.bnpparibas-am.com/sustainability-documents/>)

- The financial product shall have the weighted average ESG score of its portfolio higher than the weighted average ESG score of its investment universe, as defined in the Prospectus
- The financial product shall have at least 90% of its assets (excluding ancillary liquid assets) covered by the ESG analysis based on the ESG internal proprietary methodology
- The portfolio shall invest in securities issued by eligible states following the conditions of the Central Labelling Agency of the Belgian SRI label (CLA)

● **What is the committed minimum rate to reduce the scope of the investments considered prior to the application of that investment strategy?**

The financial product does not commit to a reduction of the scope of investments prior to the application of its investment strategy.

● **What is the policy to assess good governance practices of the investee companies?**

The ESG scoring framework assesses corporate governance through a core set of standard key performance indicators for all sectors supplemented by sector specific metrics. The governance metrics and indicators to assess good governance practices such as sound management structures, employee relations, remuneration of staff and tax compliance include but are not limited to:

- Separation of power (e.g. Split CEO/Chair)
- Board diversity
- Executive pay (remuneration policy)
- Board Independence, and key committees independence
- Accountability of directors
- Financial expertise of the Audit Committee
- Respect of shareholders rights and absence of antitakeover devices
- The presence of appropriate policies (i.e. Bribery and corruption, whistleblower)
- Tax disclosure
- An assessment of prior negative incidents relating to governance

The ESG analysis goes beyond the framework to look at a more qualitative assessment of how the insights from our ESG model are reflected in the culture and operations of investee companies. In some cases, the ESG analysts will conduct due diligence meetings to better understand the company's approach to corporate governance.

Good governance practices include sound management structures, employee relations, remuneration of staff and tax compliance.



What is the asset allocation planned for this financial product?

Asset allocation describes the share of investments in specific assets.

At least 50% of the investments of the financial product will be used to meet the environmental or social characteristics promoted, in accordance with the binding elements of the investment strategy of the financial product.

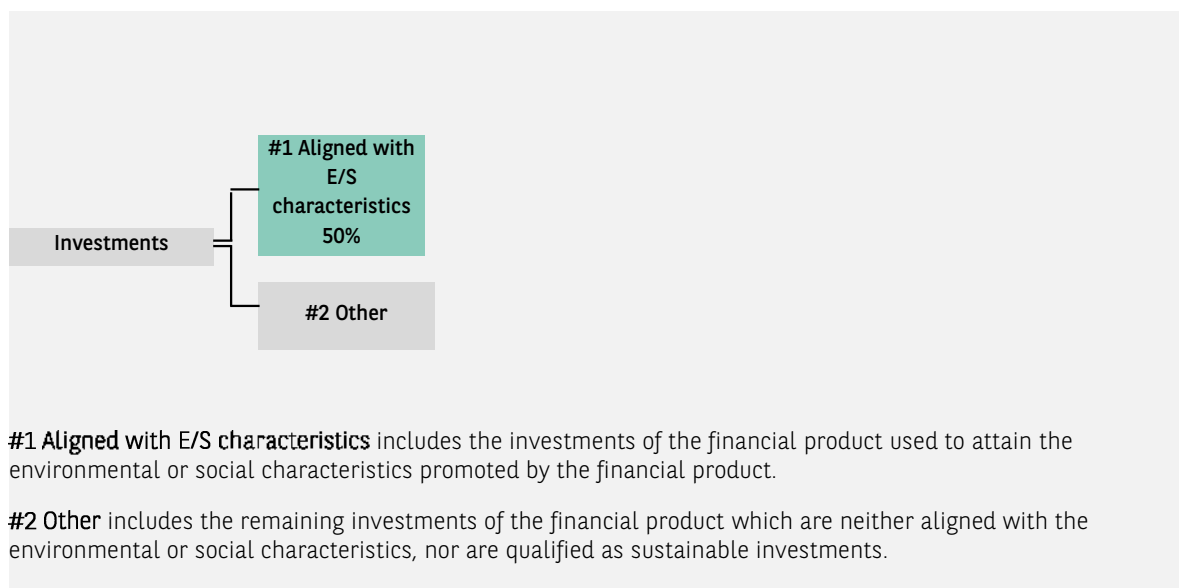
For the avoidance of doubt, such a proportion is solely a minimum and the exact percentage of the investments of the financial product that attained the promoted environmental or social characteristics will be available in the annual report.

Taxonomy-aligned activities are expressed as a share of:
 - **turnover** reflecting the share of revenue from green activities of investee companies.

- **capital expenditure** (CapEx) showing the green investments made by investee companies, e.g. for a transition to a green economy.
 - **operational expenditure** (OpEx) reflecting green operational activities of investee companies.

The minimum proportion of sustainable investments of the financial product is 0%.

The remaining proportion of the investments is mainly used as described under the question: "What investments are included under "#2 Other", what is their purpose and are there any minimum environmental or social safeguards?"



● **How does the use of derivatives attain the environmental or social characteristics promoted by the financial product?**

Financial derivative instruments may be used for efficient portfolio management, hedging and/or investment purposes, if applicable. These instruments are not used to attain the environmental or social characteristics promoted by the product.



To what minimum extent are sustainable investments with an environmental objective aligned with the EU Taxonomy?

To comply with the EU Taxonomy, the criteria for **fossil gas** include limitations on emissions and switching to renewable power or low-carbon fuels by the end of 2035. For **nuclear energy**, the criteria include comprehensive safety and waste management rules

● **Does the financial product invest in fossil gas and/or nuclear energy related activities that comply with the EU Taxonomy¹?**

Yes

In fossil gas In Nuclear Energy

No

¹ -Fossil gas and/or nuclear related activities will only comply with the EU Taxonomy where they contribute to limiting climate change ("climate change mitigation") and do not significantly harm any EU Taxonomy objective - see explanatory note in the left hand margin. The full criteria for fossil gas and nuclear energy economic activities that comply with the EU Taxonomy are laid down in Commission Delegated Regulation (EU) 2022/1214.

Enabling activities directly enable other activities to make a substantial contribution to an environmental objective. **Transitional activities** are activities for which low-carbon alternatives are not yet available and among others have greenhouse gas emission levels corresponding to the best performance.

The two graphs below show in green the minimum percentage of investments that are aligned with the EU Taxonomy. As there is no appropriate methodology to determine the Taxonomy-alignment of sovereign bonds*, the first graph shows the Taxonomy-alignment in relation to all the investments of the financial product including sovereign bonds, while the second graph shows the Taxonomy-alignment only in relation to the investments of the financial product other than sovereign bonds.



* For the purpose of these graphs, 'sovereign bonds' consist of all sovereign exposures

● **What is the minimum share of investments in transitional and enabling activities?**

Not applicable

are sustainable investments with an environmental objective that **do not take into account the criteria** for environmentally sustainable economic activities under the EU Taxonomy.

● **What is the minimum share of sustainable investments with an environmental objective that are not aligned with the EU Taxonomy?**

Not applicable

● **What is the minimum share of socially sustainable investments?**

Not applicable

● **What investments are included under '#2 Other', what is their purpose and are there any minimum environmental or social safeguards?**

The remaining proportion of the investments may include :

- The proportion of assets that are not used to meet the environmental or social characteristics promoted by the financial product. These assets are used for investment purposes, or
- Instruments which are mainly used for liquidity, efficient portfolio management, and/or hedging purposes, notably cash, deposits and derivatives

In any case, the investment manager will ensure that those investments are made while maintaining the improvement of the ESG profile of the financial product. In addition, those investments are made in compliance with our internal processes, including the following minimum environmental or social safeguards:

- The risk management policy. The risk management policy comprises procedures as are necessary to enable the management company to assess for each financial product it manages the exposure of that product to market, liquidity, sustainability and counterparty risks. And
- The RBC policy, where applicable, through the exclusion of companies involved in controversies due to poor

practices related to human and labour rights, environment, and corruption, as well as companies operating in sensitive sectors (tobacco, coal, controversial weapons, asbestos,...), as these companies are deemed to be in violation of international norms, or to cause unacceptable harm to society and/or the environment



Is a specific index designated as a reference benchmark to determine whether this financial product is aligned with the environmental and/or social characteristics that it promotes?

Reference benchmarks are indexes to measure whether the financial product attains the environmental or social characteristics that they promote.

No reference benchmark has been designated for the purpose of attaining the environmental or social characteristics promoted by the financial product.

- **How is the reference benchmark continuously aligned with each of the environmental or social characteristics promoted by the financial product?**

Not applicable

- **How is the alignment of the investment strategy with the methodology of the index ensured on a continuous basis?**

Not applicable

- **How does the designated index differ from a relevant broad market index?**

Not applicable

- **Where can the methodology used for the calculation of the designated index be found?**

Not applicable



Where can I find more product specific information online?

More product-specific information can be found on the website: <https://www.bnpparibas-am.com/> after choosing the relevant country and directly in the section 'Sustainability-related disclosures' dedicated to the product.

Template pre-contractual disclosure for the financial products referred to in Article 8, paragraphs 1, 2 and 2a, of Regulation (EU) 2019/2088 and Article 6, first paragraph, of Regulation (EU) 2020/852

Sustainable investment means an investment in an economic activity that contributes to an environmental or social objective, provided that the investment does not significantly harm any environmental or social objective and that the investee companies follow good governance practices.

The **EU Taxonomy** is a classification system laid down in Regulation (EU) 2020/852, establishing a list of **environmentally sustainable economic activities**. That Regulation does not lay down a list of socially sustainable economic activities. Sustainable investments with an environmental objective might be aligned with the Taxonomy or not.

Product name : **BNP PARIBAS FUNDS EURO MEDIUM TERM INCOME BOND**

Legal Entity Identifier : 213800W47YB3LT62YH87

Environmental and/or social characteristics

Does this financial product have a sustainable investment objective?	
<input checked="" type="radio"/> <input type="radio"/> Yes	<input checked="" type="radio"/> <input type="radio"/> No
<input type="checkbox"/> It will make a minimum of sustainable investments with an environmental objective: ____% <input type="checkbox"/> in economic activities that qualify as environmentally sustainable under the EU Taxonomy <input type="checkbox"/> in economic activities that do not qualify as environmentally sustainable under the EU Taxonomy <input type="checkbox"/> It will make a minimum of sustainable investments with a social objective: ____%	<input checked="" type="checkbox"/> It promotes Environmental/Social (E/S) characteristics and while it does not have as its objective a sustainable investment, it will have a minimum proportion of 30% of sustainable investments <input type="checkbox"/> with an environmental objective in economic activities that qualify as environmentally sustainable under the EU Taxonomy <input checked="" type="checkbox"/> with an environmental objective in economic activities that do not qualify as environmentally sustainable under the EU Taxonomy <input checked="" type="checkbox"/> with a social objective <input type="checkbox"/> It promotes E/S characteristics, but will not make any sustainable investments



What environmental and/or social characteristics are promoted by this financial product?

The financial product promotes environmental and social characteristics by assessing underlying investments against Environmental, Social, and Governance (ESG) criteria using an ESG internal proprietary methodology, and by investing in issuers that demonstrate good environmental, social and governance practices.

Corporate issuers

The investment strategy selects:

Corporate issuers with good or improving ESG practices within their sector of activity. The ESG performance of an issuer is evaluated against a combination of environmental, social and governance factors which include but are

not limited to:

- Environmental: energy efficiency, reduction of emissions of greenhouse gases (GHG), treatment of waste
- Social: respect of human rights and workers' rights, human resources management (workers' health and safety, diversity)
- Governance: Board of Directors independence, managers' remuneration, respect of minority shareholders rights

The exclusion criteria are applied with regard to issuers that are in violation of international norms and convention, or operate in sensitive sectors as defined by the Responsible Business Conduct Policy (RBC Policy).

Sovereign issuers

The investment strategy selects sovereign issuers based on their performance across the environmental, social and governance pillars. The ESG performance of each country is assessed using an internal Sovereign ESG methodology that focuses on measuring governments' efforts to produce and preserve assets, goods, and services with high ESG values, according to their level of economic development. This involves evaluation of a country against a combination of environmental, social and governance factors, which include but not limited to:

- Environmental: climate mitigation, biodiversity, energy efficiency, land resources, pollution
- Social: life conditions, economic inequality, education, employment, health infrastructure, human capital
- Governance: business rights, corruption, democratic life, political stability, security

BNP Paribas Asset Management's Global Sustainability Strategy places a strong emphasis on combatting climate change. Therefore, given the importance of sovereigns in addressing climate change, the internal Sovereign ESG methodology includes an additional scoring component that captures the country's contribution to progress towards the net-zero goals set out in the Paris Agreement. This additional scoring component reflects countries' commitment to future targets balanced by their current policies and their forward-looking physical climate risk exposure. It combines temperature alignment methodology for determining national contributions to climate change with an assessment of the laws and policies countries have in place for addressing climate change.

The investment manager also applies the BNP Paribas Group's sensitive countries framework, which includes restrictive measures on certain countries and/or activities that are considered as being particularly exposed to money laundering and terrorism financing related risks.

Furthermore, the investment manager promotes better environmental and social outcomes through engagement with issuers and the exercise of voting rights according to the Stewardship policy, where applicable.

No reference benchmark has been designated for the purpose of attaining the environmental or social characteristics promoted by the financial product.

Sustainability indicators measure how the environmental or social characteristics promoted by the financial product are attained.

● **What sustainability indicators are used to measure the attainment of each of the environmental or social characteristics promoted by this financial product?**

The following sustainability indicators are used to measure the attainment of the environmental and social characteristics promoted by the financial product:

- The percentage of the portfolio compliant with the RBC Policy
- The percentage of the portfolio covered by ESG analysis based on the ESG internal proprietary methodology
- The weighted average ESG score of the portfolio compared to the weighted average ESG score of its investment universe, as defined in the Prospectus
- The percentage of the financial product's portfolio invested in 'sustainable investments' as defined in Article 2 (17) of the SFDR regulation

● **What are the objectives of the sustainable investments that the financial product partially intends to make and how does the sustainable investment contribute to**

The objectives of the sustainable investments made by the financial product are to finance companies that contribute to environmental and/or social objectives through their products and services, as well as their sustainable practices.

The internal methodology, as defined in the main part of the Prospectus, integrates several criteria into its definition of sustainable investments that are considered to be core components to qualify a company as sustainable. These criteria are complementary to each other. In practice, a company must meet at least one of the criteria described below in order to be considered as contributing to an environmental or social objective:

1. A company with an economic activity aligned with the EU Taxonomy objectives. A company can be qualified as sustainable investment in case it has more than 20% of its revenues aligned with the EU Taxonomy. A company qualifying as sustainable investment through this criteria can for example contribute to the following environmental objectives: sustainable forestry, environmental restoration, sustainable manufacturing, renewable energy, water supply, sewerage, waste management and remediation, sustainable transportation, sustainable buildings, sustainable information and technology, scientific research for sustainable development;

2. A company with an economic activity contributing to one or more United Nations Sustainable Development goals (UN SDG) targets. A company can be qualified as sustainable investment in case it has more than 20% of its revenues aligned with the SDGs and less than 20% of its revenues misaligned with the UN SDGs. A company qualifying as sustainable investment through this criteria can for example contribute to the following objectives:

a. Environmental: sustainable agriculture, sustainable management of water and sanitation, sustainable and modern energy, sustainable economic growth, sustainable infrastructure, sustainable cities, sustainable consumption and production patterns, fight against climate change, conservation and sustainable use of oceans, seas and marine resources, protection, restoration and sustainable use of terrestrial ecosystems, sustainable management of forests, fight against desertification, land degradation and biodiversity loss;

b. Social: no poverty, zero hunger, food security, healthy lives and well-being at all ages, inclusive and equitable quality education and lifelong learning opportunities, gender equality, women and girls empowerment, availability of water and sanitation, access to affordable, reliable and modern energy, inclusive and sustainable economic growth, full and productive employment and decent work, resilient infrastructure, inclusive and sustainable industrialization, reduced inequality, inclusive, safe and resilient cities and human settlements, peaceful and inclusive societies, access to justice and effective, accountable and inclusive institutions, global partnership for sustainable development.

3. A company operating in a high GHG emission sector that is transitioning its business model to align with the objective of maintaining the global temperature rise below 1.5°C. A company qualifying as sustainable investment through this criteria can for example contribute to the following environmental objectives: GHG emissions reduction, fight against climate change;

4. A company with best-in-class environmental or social practices compared to its peers within the relevant sector and geographical region. The E or S best performer assessment is based on the BNPP AM ESG scoring methodology. The methodology scores companies and assesses them against a peer group comprising companies in comparable sectors and geographical regions. A company with a contribution score above 10 on the Environmental or Social pillar qualifies as best performer. A company qualifying as sustainable investment through this criteria can for example contribute to the following objectives:

a. Environmental: fight against climate change, environmental risk management, sustainable management of natural resources, waste management, water management, GHG emissions reduction, renewable energy, sustainable agriculture, green infrastructure;

b. Social: health and safety, human capital management, good external stakeholder management (supply chain, contractors, data), business ethics preparedness, good corporate governance.

Green bonds, social bonds and sustainability bonds issued to support specific environmental and/or social projects are also qualified as sustainable investments provided that these debt securities receive an investment recommendation 'POSITIVE' or 'NEUTRAL' from the Sustainability Center following the issuer and underlying project assessment based on a proprietary Green/Social/Sustainability Bond Assessment methodology.

Companies identified as a sustainable investment should not significantly harm any other environmental or social objectives (the Do No Significant Harm 'DNSH' principle) and should follow good governance practices. BNP Paribas Asset Management (BNPP AM) uses its proprietary methodology to assess all companies against these requirements.

More information on the internal methodology can be found on the website of the investment manager: <https://docfinder.bnpparibas-am.com/api/files/14787511-CB33-49FC-B9B5-7E934948BE63>

Principal adverse impacts are the most significant negative impacts of investment decisions on sustainability factors relating to environmental, social and employee matters, respect for human rights, anti-corruption and anti-bribery matters.

● **How do the sustainable investments that the financial product partially intends to make, not cause significant harm to any environmental or social sustainable investment objective?**

Sustainable investments that the product partially intends to make should not significantly harm any environmental or social objective (DNSH Principle). In this respect, the investment manager commits to consider principal adverse impacts on sustainability factors by taking into account indicators for adverse impacts as defined in SFDR, and to not invest in companies that do not meet their fundamental obligations in line with the OECD Guidelines and the UN Guiding Principles on Business and Human Rights.

How have the indicators for adverse impacts on sustainability factors been taken into account?

The investment manager ensures that throughout its investment process, the financial product takes into all the account principal all the adverse impact indicators that are relevant to its investment strategy to select the sustainable investments that the financial product partially intends to make by systematically implementing the sustainable investment pillars defined in the BNP Paribas Asset Management Global Sustainability Strategy (GSS) into its investment process : RBC policy, ESG integration guidelines, Stewardship, the forward-looking vision the '3Es' (Energy transition, Environmental sustainability, Equality & Inclusive Growth).

The RBC policy establishes a common framework across investments and economic activities that help identify industries and behaviours presenting a high risk of adverse impacts in violation of international norms. As part of the RBC Policy, sector policies provide a tailored approach to identify and prioritize principal adverse impacts based on the nature of the economic activity, and in many cases, the geography in which these economic activities take place.

The ESG Integration Guidelines includes a series of commitments, which are material to consideration of principal adverse sustainability impacts, and guides the internal ESG integration process. The proprietary ESG scoring framework includes an assessment of a number of adverse sustainability impacts caused by companies in which we invest. Outcome of this assessment may impact the valuation models as well as the portfolio construction depending on the severity and materiality of adverse impacts identified.

Thus, the Investment Manager considers principal adverse sustainability impacts throughout the investment process through the use of the internal ESG scores and construction of the portfolio with an improved ESG profile compared to its investment universe.

The Forward-looking perspective defines a set of objectives and developed performance indicators to measure how the researches, portfolios and commitments are aligned on three issues, the '3Es' (Energy transition, Environmental sustainability, Equality & inclusive growth) and thus support investment processes.

Furthermore, the Stewardship team regularly identifies adverse impacts through ongoing research, collaboration with other long-term investors, and dialogue with NGOs and other experts.

As regards the sustainable investments that the financial product intends to make, the following principal adverse sustainability impacts are taken into account:

Corporate mandatory indicators:

1. GreenHouse Gas (GHG) Emissions

2. Carbon footprint
3. GHG intensity of investee companies
4. Exposure to companies active in the fossil fuel sector
5. Share of non-renewable energy consumption and production
6. Energy consumption intensity per high impact climate sector
7. Activities negatively affecting biodiversity sensitive areas
8. Emissions to water
9. Hazardous waste ratio
10. Violations of UN Global Compact principles and Organisation for Economic Cooperation and Development (OECD) Guidelines for Multinational Enterprises
11. Lack of processes and compliance mechanisms to monitor compliance with UN Global Compact principles and OECD Guidelines for Multinational Enterprises
12. Unadjusted gender pay gap
13. Board gender diversity
14. Exposure to controversial weapons (anti-personnel mines, cluster munitions, chemical weapons and biological weapons)

Corporate voluntary indicators:

Environment

4. Investments in companies without carbon emission reduction initiatives

Social

4. Lack of a supplier code of conduct
9. Lack of a human rights policy

Sovereign mandatory indicator:

15. GHG intensity
16. Investee countries subject to social violations

More detailed information on the manner in which principal adverse impacts on sustainability factors are considered can be found in the BNP PARIBAS ASSET MANAGEMENT SFDR disclosure statement:

<https://docfinder.bnpparibas-am.com/api/files/874ADAE2-3EE7-4AD4-B0ED-84FC06E090BF>

In addition, information on how the principal adverse impacts on sustainability factors have been considered over the year will be available in the annual report of the financial product.

How are the sustainable investments aligned with the OECD Guidelines for Multinational Enterprises and the UN Guiding Principles on Business and Human Rights?

The investment universe of the financial product is periodically screened with a view to identify issuers that are potentially in violation or at risk of violation of the UN Global Compact Principles, OECD Guidelines for Multinational Enterprises and UN Guiding Principles on Business & Human Rights, including the principles and rights set out in the eight fundamental conventions identified in the Declaration of the International Labour Organisation on Fundamental Principles and Rights at Work and the International Bill of Human Rights. This assessment is conducted within the BNPP AM Sustainability Centre on the basis of internal analysis and information provided by external experts, and in consultation with BNP Paribas Group CSR Team. If an issuer is found to be in serious and repeated violations of any of the principles, it will be placed on an 'exclusion list' and will not be available for investment. Existing investments should be divested from the portfolio according to an internal procedure. If an issuer is at risk of violating any of the principles, it is placed on a 'watch list' monitored, as appropriate.

The EU Taxonomy sets out a 'do not significant harm' principle by which Taxonomy-aligned investments should not significantly harm EU Taxonomy objectives and is accompanied by specific EU criteria.

The 'do no significant harm' principle applies only to those investments underlying the financial product that take into account the EU criteria for environmentally sustainable economic activities. The investments underlying the remaining portion of this financial product do not take into account the EU criteria for environmentally sustainable economic activities.

Any other sustainable investments must also not significantly harm any environmental or social objectives.





Does this financial product consider principal adverse impacts on sustainability factors?

Yes

The product considers principal adverse impacts on sustainability factors by systematically implementing the sustainable investment pillars defined in the GSS into its investment process. These pillars are covered by firm-wide policies that set criteria to identify, consider and prioritise as well as address or mitigate adverse sustainability impacts caused by issuers.

The RBC policy establishes a common framework across investments and economic activities that help identify industries and behaviours presenting a high risk of adverse impacts in violation of international norms. As part of the RBC Policy, sector policies provide a tailored approach to identify and prioritize principal adverse impacts based on the nature of the economic activity, and in many cases, the geography in which these economic activities take place.

The ESG Integration Guidelines includes a series of commitments, which are material to consideration of principal adverse sustainability impacts, and guides the internal ESG integration process. The proprietary ESG scoring framework includes an assessment of a number of adverse sustainability impacts caused by companies in which we invest. Outcome of this assessment may impact the valuation models as well as the portfolio construction depending on the severity and materiality of adverse impacts identified.

Thus, the Investment Manager considers principal adverse sustainability impacts throughout the investment process through the use of the internal ESG scores and construction of the portfolio with an improved ESG profile compared to its investment universe.

The Forward-looking perspective defines a set of objectives and developed performance indicators to measure how the researches, portfolios and commitments are aligned on three issues, the '3Es' (Energy transition, Environmental sustainability, Equality & inclusive growth) and thus support investment processes.

Furthermore, the Stewardship team regularly identifies adverse impacts through ongoing research, collaboration with other long-term investors, and dialogue with NGOs and other experts.

Actions to address or mitigate principal adverse sustainability impacts depend on the severity and materiality of these impacts. These actions are guided by the RBC Policy, ESG Integration Guidelines, and Engagement and Voting Policy which include the following provisions :

- Exclusion of issuers that are in violation of international norms and conventions and issuers that are involved in activities presenting an unacceptable risk to society and/or the environment
- Engagement with issuers with the aim of encouraging them to improve their environmental, social and governance practices and, thus, mitigate potential adverse impacts
- In case of equity holdings, voting at Annual General Meetings of companies the portfolio is invested in to promote good governance and advance environmental and social issues
- Ensuring all securities included in the portfolio have supportive ESG research
- Managing portfolios so that their aggregate ESG score is better than the relevant benchmark or universe

Based on the above approach, and depending on the composition of the financial product's portfolio (i.e. the type of issuer), the financial product considers and addresses or mitigates the following principal adverse sustainability impacts:

Corporate mandatory indicators:

1. GreenHouse Gas (GHG) Emissions
2. Carbon footprint
3. GHG intensity of investee companies
4. Exposure to companies active in the fossil fuel sector
5. Share of non-renewable energy consumption and production
6. Energy consumption intensity per high impact climate sector



7. Activities negatively affecting biodiversity sensitive areas
8. Emissions to water
9. Hazardous waste ratio
10. Violations of UN Global Compact principles and Organisation for Economic Cooperation and Development (OECD) Guidelines for Multinational Enterprises
11. Lack of processes and compliance mechanisms to monitor compliance with UN Global Compact principles and OECD Guidelines for Multinational Enterprises
12. Unadjusted gender pay gap
13. Board gender diversity
14. Exposure to controversial weapons (anti-personnel mines, cluster munitions, chemical weapons and biological weapons)

Corporate voluntary indicators:

Environment

4. Investments in companies without carbon emission reduction initiatives

Social

4. Lack of a supplier code of conduct
9. Lack of a human rights policy

Sovereign mandatory indicator:

15. GHG intensity
16. Investee countries subject to social violations

More detailed information on the manner in which principal adverse impacts on sustainability factors are considered can be found in the BNP PARIBAS ASSET MANAGEMENT SFDR disclosure statement: <https://docfinder.bnpparibas-am.com/api/files/874ADAE2-3EE7-4AD4-BOED-84FC06E090BF>
In addition, information on how the principal adverse impacts on sustainability factors have been considered over the year will be available in the annual report of the financial product.

No



What investment strategy does this financial product follow?

The investment strategy guides investment decisions based on factors such as investment objectives and risk tolerance.

To achieve the investment objective of the financial product, the investment manager takes into account at each step of its investment process the Environmental, Social and Governance (ESG) criteria that the financial product promotes.

The investment universe of the financial product is thoroughly screened with a view to identify issuers that are in violation of the UN Global Compact Principles, OECD Guidelines for Multinational Enterprises and UN Guiding Principles on Business & Human Rights.

Then the Investment Manager integrates ESG ratings and criteria into the assessment of issuers. ESG ratings are built by BNP Paribas Asset Management's Sustainability Centre using a proprietary ESG methodology.

The investment manager constantly integrates the binding elements of the investment strategy described in the question below to construct an investment portfolio with an improved ESG profile compared to its investment universe.

Environmental, social and governance (ESG) criteria contribute to, but are not a determining factor in, the manager's decision-making.

The elements of the investment strategy to attain the environmental or social characteristics promoted by this financial product as described below are systematically integrated throughout the investment process.

- **What are the binding elements of the investment strategy used to select the investments to attain each of the environmental or social characteristics promoted by this financial product?**

- The financial product shall comply with the RBC Policy by excluding companies involved in controversies due to poor practices related to human and labor rights, environment, and corruption, as well as

companies operating in sensitive sectors (tobacco, coal, controversial weapons, asbestos,...), as these companies are deemed to be in violation of international norms, or to cause unacceptable harm to society and/or the environment.

More information on the RBC Policy, and in particular criteria relating to sectoral exclusions, can be found on the website of the investment manager: Sustainability documents - BNPP AM Corporate English (<https://www.bnpparibas-am.com/sustainability-documents/>)

- The financial product shall have the weighted average ESG score of its portfolio higher than the weighted average ESG score of its investment universe, as defined in the Prospectus

- The financial product shall have at least 90% of its assets (excluding ancillary liquid assets) covered by the ESG analysis based on the ESG internal proprietary methodology

- The financial product shall invest at least 30% of its assets in 'sustainable investments' as defined in Article 2 (17) of the SFDR regulation. Criteria to qualify an investment as 'sustainable investment' are indicated in the above question 'What are the objectives of the sustainable investments that the financial product partially intends to make and does the sustainable investments contribute to such objectives' and the quantitative and qualitative thresholds are mentioned in the main part of the Prospectus

● What is the committed minimum rate to reduce the scope of the investments considered prior to the application of that investment strategy?

The financial product does not commit to a reduction of the scope of investments prior to the application of its investment strategy.

● What is the policy to assess good governance practices of the investee companies?

The ESG scoring framework assesses corporate governance through a core set of standard key performance indicators for all sectors supplemented by sector specific metrics. The governance metrics and indicators to assess good governance practices such as sound management structures, employee relations, remuneration of staff and tax compliance include but are not limited to:

- Separation of power (e.g. Split CEO/Chair)
- Board diversity
- Executive pay (remuneration policy)
- Board Independence, and key committees independence
- Accountability of directors
- Financial expertise of the Audit Committee
- Respect of shareholders rights and absence of antitakeover devices
- The presence of appropriate policies (i.e. Bribery and corruption, whistleblower)
- Tax disclosure
- An assessment of prior negative incidents relating to governance

The ESG analysis goes beyond the framework to look at a more qualitative assessment of how the insights from our ESG model are reflected in the culture and operations of investee companies. In some cases, the ESG analysts will conduct due diligence meetings to better understand the company's approach to corporate governance.

Good governance practices include sound management structures, employee relations, remuneration of staff and tax compliance.



What is the asset allocation planned for this financial product?

Asset allocation describes the share of investments in specific assets.

At least 50% of the investments of the financial product will be used to meet the environmental or social characteristics promoted, in accordance with the binding elements of the investment strategy of the financial product.

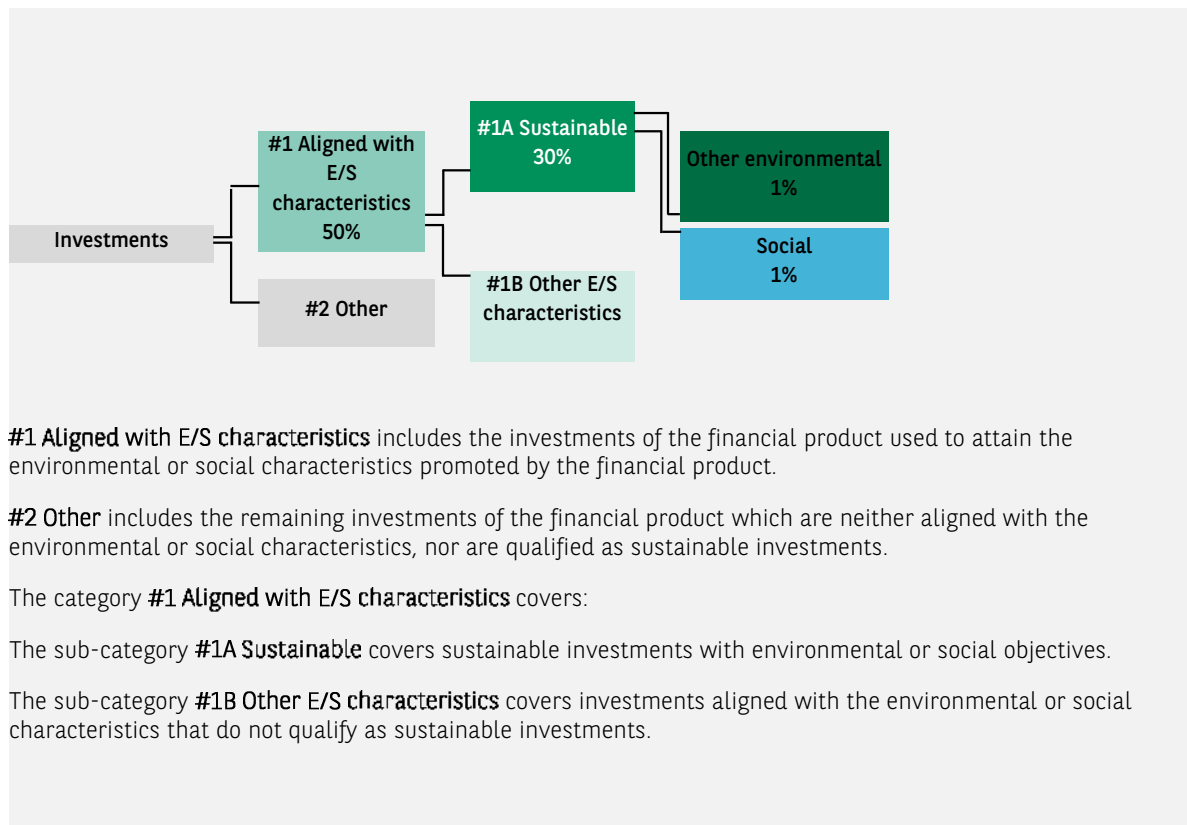
For the avoidance of doubt, such a proportion is solely a minimum and the exact percentage of the investments of the financial product that attained the promoted environmental or social characteristics will be available in the annual report.

The minimum proportion of sustainable investments of the financial product is 30%.

The remaining proportion of the investments is mainly used as described under the question: "What investments are included under "#2 Other", what is their purpose and are there any minimum environmental or social safeguards?"

Taxonomy-aligned activities are expressed as a share of:

- **turnover** reflecting the share of revenue from green activities of investee companies.
 - **capital expenditure** (CapEx) showing the green investments made by investee companies, e.g. for a transition to a green economy.
 - **operational expenditure** (OpEx) reflecting green operational activities of investee companies.



● **How does the use of derivatives attain the environmental or social characteristics promoted by the financial product?**

Financial derivative instruments may be used for efficient portfolio management, hedging and/or investment purposes, if applicable. These instruments are not used to attain the environmental or social characteristics promoted by the product.



To what minimum extent are sustainable investments with an environmental objective aligned with the EU Taxonomy?

Not applicable

● **Does the financial product invest in fossil gas and/or nuclear energy related activities that comply with the EU Taxonomy¹?**

Yes

In fossil gas In Nuclear Energy

No

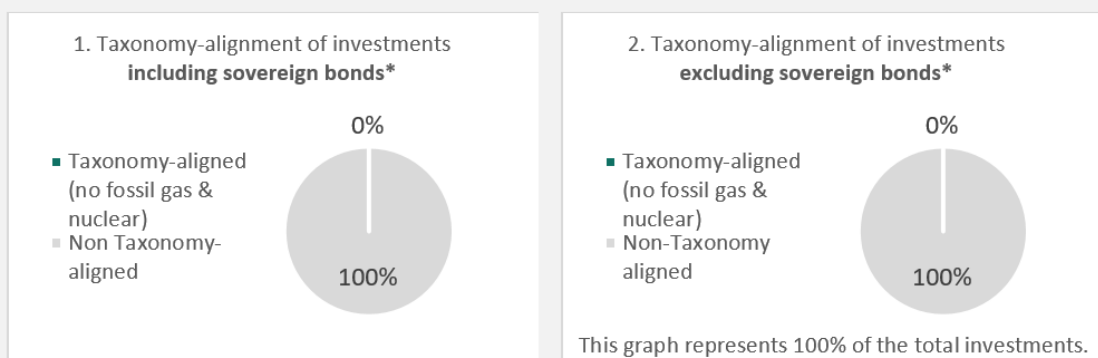
¹ -Fossil gas and/or nuclear related activities will only comply with the EU Taxonomy where they contribute to limiting climate change ("climate change mitigation") and do not significantly harm any EU Taxonomy objective - see explanatory note in the left hand margin. The full criteria for fossil gas and nuclear energy economic activities that comply with the EU Taxonomy are laid down in Commission Delegated Regulation (EU) 2022/1214.

To comply with the EU Taxonomy, the criteria for **fossil gas** include limitations on emissions and switching to renewable power or low-carbon fuels by the end of 2035. For **nuclear energy**, the criteria include comprehensive safety and waste management rules



Enabling activities directly enable other activities to make a substantial contribution to an environmental objective. **Transitional activities** are activities for which low-carbon alternatives are not yet available and among others have greenhouse gas emission levels corresponding to the best performance.

The two graphs below show in green the minimum percentage of investments that are aligned with the EU Taxonomy. As there is no appropriate methodology to determine the Taxonomy-alignment of sovereign bonds*, the first graph shows the Taxonomy-alignment in relation to all the investments of the financial product including sovereign bonds, while the second graph shows the Taxonomy-alignment only in relation to the investments of the financial product other than sovereign bonds.



* For the purpose of these graphs, 'sovereign bonds' consist of all sovereign exposures

● **What is the minimum share of investments in transitional and enabling activities?**

Not applicable

are sustainable investments with an environmental objective that **do not take into account the criteria** for environmentally sustainable economic activities under the EU Taxonomy.

● **What is the minimum share of sustainable investments with an environmental objective that are not aligned with the EU Taxonomy?**

The minimum share of sustainable investments with an environmental objective that are not aligned with the EU Taxonomy is 1%.

The minimum share is intentionally low as the objective of the investment manager is not to prevent the product from investing in taxonomy-aligned activities within the framework of the investment strategy of the product.

The Management Company is improving its Taxonomy-alignment data collection to ensure the accuracy and suitability of its Taxonomy sustainability-related disclosures. In the meantime, the financial product will invest in sustainable investments with an environmental objective that are not aligned with the EU Taxonomy.

● **What is the minimum share of socially sustainable investments?**

The minimum share of socially sustainable investments within the financial product is 1%.

● **What investments are included under '#2 Other', what is their purpose and are there any minimum environmental or social safeguards?**

The remaining proportion of the investments may include :

- The proportion of assets that are not used to meet the environmental or social characteristics promoted by the financial product. These assets are used for investment purposes, or
- Instruments which are mainly used for liquidity, efficient portfolio management, and/or hedging purposes, notably cash, deposits and derivatives

In any case, the investment manager will ensure that those investments are made while maintaining the

improvement of the ESG profile of the financial product. In addition, those investments are made in compliance with our internal processes, including the following minimum environmental or social safeguards:

- The risk management policy. The risk management policy comprises procedures as are necessary to enable the management company to assess for each financial product it manages the exposure of that product to market, liquidity, sustainability and counterparty risks. And

- The RBC policy, where applicable, through the exclusion of companies involved in controversies due to poor practices related to human and labour rights, environment, and corruption, as well as companies operating in sensitive sectors (tobacco, coal, controversial weapons, asbestos,...), as these companies are deemed to be in violation of international norms, or to cause unacceptable harm to society and/or the environment



Is a specific index designated as a reference benchmark to determine whether this financial product is aligned with the environmental and/or social characteristics that it promotes?

Reference benchmarks are indexes to measure whether the financial product attains the environmental or social characteristics that they promote.

No reference benchmark has been designated for the purpose of attaining the environmental or social characteristics promoted by the financial product.

- **How is the reference benchmark continuously aligned with each of the environmental or social characteristics promoted by the financial product?**

Not applicable

- **How is the alignment of the investment strategy with the methodology of the index ensured on a continuous basis?**

Not applicable

- **How does the designated index differ from a relevant broad market index?**

Not applicable

- **Where can the methodology used for the calculation of the designated index be found?**

Not applicable



Where can I find more product specific information online?

More product-specific information can be found on the website: <https://www.bnpparibas-am.com/> after choosing the relevant country and directly in the section 'Sustainability-related disclosures' dedicated to the product.

Template pre-contractual disclosure for the financial products referred to in Article 8, paragraphs 1, 2 and 2a, of Regulation (EU) 2019/2088 and Article 6, first paragraph, of Regulation (EU) 2020/852

Sustainable investment means an investment in an economic activity that contributes to an environmental or social objective, provided that the investment does not significantly harm any environmental or social objective and that the investee companies follow good governance practices.

The **EU Taxonomy** is a classification system laid down in Regulation (EU) 2020/852, establishing a list of **environmentally sustainable economic activities**. That Regulation does not lay down a list of socially sustainable economic activities. Sustainable investments with an environmental objective might be aligned with the Taxonomy or not.

Product name : **BNP PARIBAS FUNDS EURO MONEY MARKET**

Legal Entity Identifier : 2138008JMHGXFD1F7H59

Environmental and/or social characteristics

Does this financial product have a sustainable investment objective?	
<input checked="" type="radio"/> <input type="radio"/> Yes	<input checked="" type="radio"/> <input type="radio"/> No
<input type="checkbox"/> It will make a minimum of sustainable investments with an environmental objective: ____%	<input checked="" type="checkbox"/> It promotes Environmental/Social (E/S) characteristics and while it does not have as its objective a sustainable investment, it will have a minimum proportion of 10% of sustainable investments
<input type="checkbox"/> in economic activities that qualify as environmentally sustainable under the EU Taxonomy	<input type="checkbox"/> with an environmental objective in economic activities that qualify as environmentally sustainable under the EU Taxonomy
<input type="checkbox"/> in economic activities that do not qualify as environmentally sustainable under the EU Taxonomy	<input checked="" type="checkbox"/> with an environmental objective in economic activities that do not qualify as environmentally sustainable under the EU Taxonomy
<input type="checkbox"/> It will make a minimum of sustainable investments with a social objective: ____%	<input checked="" type="checkbox"/> with a social objective
<input type="checkbox"/> It promotes E/S characteristics, but will not make any sustainable investments	<input type="checkbox"/> It promotes E/S characteristics, but will not make any sustainable investments



What environmental and/or social characteristics are promoted by this financial product?

The financial product promotes environmental and social characteristics by assessing underlying investments against Environmental, Social, and Governance (ESG) criteria using an ESG internal proprietary methodology, and by investing in issuers that demonstrate good environmental, social and governance practices.

Corporate issuers

The investment strategy selects:

Corporate issuers with good or improving ESG practices within their sector of activity. The ESG performance of an issuer is evaluated against a combination of environmental, social and governance factors which include but are

not limited to:

- Environmental: energy efficiency, reduction of emissions of greenhouse gases (GHG), treatment of waste
- Social: respect of human rights and workers' rights, human resources management (workers' health and safety, diversity)
- Governance: Board of Directors independence, managers' remuneration, respect of minority shareholders rights

The exclusion criteria are applied with regard to issuers that are in violation of international norms and convention, or operate in sensitive sectors as defined by the Responsible Business Conduct Policy (RBC Policy).

Sovereign issuers

The investment strategy selects sovereign issuers based on their performance across the environmental, social and governance pillars. The ESG performance of each country is assessed using an internal Sovereign ESG methodology that focuses on measuring governments' efforts to produce and preserve assets, goods, and services with high ESG values, according to their level of economic development. This involves evaluation of a country against a combination of environmental, social and governance factors, which include but not limited to:

- Environmental: climate mitigation, biodiversity, energy efficiency, land resources, pollution
- Social: life conditions, economic inequality, education, employment, health infrastructure, human capital
- Governance: business rights, corruption, democratic life, political stability, security

BNP Paribas Asset Management's Global Sustainability Strategy places a strong emphasis on combatting climate change. Therefore, given the importance of sovereigns in addressing climate change, the internal Sovereign ESG methodology includes an additional scoring component that captures the country's contribution to progress towards the net-zero goals set out in the Paris Agreement. This additional scoring component reflects countries' commitment to future targets balanced by their current policies and their forward-looking physical climate risk exposure. It combines temperature alignment methodology for determining national contributions to climate change with an assessment of the laws and policies countries have in place for addressing climate change.

The investment manager also applies the BNP Paribas Group's sensitive countries framework, which includes restrictive measures on certain countries and/or activities that are considered as being particularly exposed to money laundering and terrorism financing related risks.

Furthermore, the investment manager promotes better environmental and social outcomes through engagement with issuers and the exercise of voting rights according to the Stewardship policy, where applicable.

No reference benchmark has been designated for the purpose of attaining the environmental or social characteristics promoted by the financial product.

Sustainability indicators measure how the environmental or social characteristics promoted by the financial product are attained.

● **What sustainability indicators are used to measure the attainment of each of the environmental or social characteristics promoted by this financial product?**

The following sustainability indicators are used to measure the attainment of the environmental and social characteristics promoted by the financial product:

- The percentage of the portfolio compliant with the RBC Policy
- The percentage of the portfolio covered by ESG analysis based on the ESG internal proprietary methodology
- The weighted average ESG score of the portfolio compared to the weighted average ESG score of its investment universe, as defined in the Prospectus
- The percentage of the financial product's portfolio invested in 'sustainable investments' as defined in Article 2 (17) of the SFDR regulation

● **What are the objectives of the sustainable investments that the financial product partially intends to make and how does the sustainable investment contribute to**

The objectives of the sustainable investments made by the financial product are to finance companies that contribute to environmental and/or social objectives through their products and services, as well as their sustainable practices.

The internal methodology, as defined in the main part of the Prospectus, integrates several criteria into its definition of sustainable investments that are considered to be core components to qualify a company as sustainable. These criteria are complementary to each other. In practice, a company must meet at least one of the criteria described below in order to be considered as contributing to an environmental or social objective:

1. A company with an economic activity aligned with the EU Taxonomy objectives. A company can be qualified as sustainable investment in case it has more than 20% of its revenues aligned with the EU Taxonomy. A company qualifying as sustainable investment through this criteria can for example contribute to the following environmental objectives: sustainable forestry, environmental restoration, sustainable manufacturing, renewable energy, water supply, sewerage, waste management and remediation, sustainable transportation, sustainable buildings, sustainable information and technology, scientific research for sustainable development;

2. A company with an economic activity contributing to one or more United Nations Sustainable Development goals (UN SDG) targets. A company can be qualified as sustainable investment in case it has more than 20% of its revenues aligned with the SDGs and less than 20% of its revenues misaligned with the UN SDGs. A company qualifying as sustainable investment through this criteria can for example contribute to the following objectives:

a. Environmental: sustainable agriculture, sustainable management of water and sanitation, sustainable and modern energy, sustainable economic growth, sustainable infrastructure, sustainable cities, sustainable consumption and production patterns, fight against climate change, conservation and sustainable use of oceans, seas and marine resources, protection, restoration and sustainable use of terrestrial ecosystems, sustainable management of forests, fight against desertification, land degradation and biodiversity loss;

b. Social: no poverty, zero hunger, food security, healthy lives and well-being at all ages, inclusive and equitable quality education and lifelong learning opportunities, gender equality, women and girls empowerment, availability of water and sanitation, access to affordable, reliable and modern energy, inclusive and sustainable economic growth, full and productive employment and decent work, resilient infrastructure, inclusive and sustainable industrialization, reduced inequality, inclusive, safe and resilient cities and human settlements, peaceful and inclusive societies, access to justice and effective, accountable and inclusive institutions, global partnership for sustainable development.

3. A company operating in a high GHG emission sector that is transitioning its business model to align with the objective of maintaining the global temperature rise below 1.5°C. A company qualifying as sustainable investment through this criteria can for example contribute to the following environmental objectives: GHG emissions reduction, fight against climate change;

4. A company with best-in-class environmental or social practices compared to its peers within the relevant sector and geographical region. The E or S best performer assessment is based on the BNPP AM ESG scoring methodology. The methodology scores companies and assesses them against a peer group comprising companies in comparable sectors and geographical regions. A company with a contribution score above 10 on the Environmental or Social pillar qualifies as best performer. A company qualifying as sustainable investment through this criteria can for example contribute to the following objectives:

a. Environmental: fight against climate change, environmental risk management, sustainable management of natural resources, waste management, water management, GHG emissions reduction, renewable energy, sustainable agriculture, green infrastructure;

b. Social: health and safety, human capital management, good external stakeholder management (supply chain, contractors, data), business ethics preparedness, good corporate governance.

Green bonds, social bonds and sustainability bonds issued to support specific environmental and/or social projects are also qualified as sustainable investments provided that these debt securities receive an investment recommendation 'POSITIVE' or 'NEUTRAL' from the Sustainability Center following the issuer and underlying project assessment based on a proprietary Green/Social/Sustainability Bond Assessment methodology.



Companies identified as a sustainable investment should not significantly harm any other environmental or social objectives (the Do No Significant Harm 'DNSH' principle) and should follow good governance practices. BNP Paribas Asset Management (BNPP AM) uses its proprietary methodology to assess all companies against these requirements.

More information on the internal methodology can be found on the website of the investment manager: <https://docfinder.bnpparibas-am.com/api/files/14787511-CB33-49FC-B9B5-7E934948BE63>

Principal adverse impacts are the most significant negative impacts of investment decisions on sustainability factors relating to environmental, social and employee matters, respect for human rights, anti-corruption and anti-bribery matters.

● **How do the sustainable investments that the financial product partially intends to make, not cause significant harm to any environmental or social sustainable investment objective?**

Sustainable investments that the product partially intends to make should not significantly harm any environmental or social objective (DNSH Principle). In this respect, the investment manager commits to consider principal adverse impacts on sustainability factors by taking into account indicators for adverse impacts as defined in SFDR, and to not invest in companies that do not meet their fundamental obligations in line with the OECD Guidelines and the UN Guiding Principles on Business and Human Rights.

How have the indicators for adverse impacts on sustainability factors been taken into account?

The investment manager ensures that throughout its investment process, the financial product takes into all the account principal all the adverse impact indicators that are relevant to its investment strategy to select the sustainable investments that the financial product partially intends to make by systematically implementing the sustainable investment pillars defined in the BNP Paribas Asset Management Global Sustainability Strategy (GSS) into its investment process : RBC policy, ESG integration guidelines, Stewardship, the forward-looking vision the '3Es' (Energy transition, Environmental sustainability, Equality & Inclusive Growth).

The RBC policy establishes a common framework across investments and economic activities that help identify industries and behaviours presenting a high risk of adverse impacts in violation of international norms. As part of the RBC Policy, sector policies provide a tailored approach to identify and prioritize principal adverse impacts based on the nature of the economic activity, and in many cases, the geography in which these economic activities take place.

The ESG Integration Guidelines includes a series of commitments, which are material to consideration of principal adverse sustainability impacts, and guides the internal ESG integration process. The proprietary ESG scoring framework includes an assessment of a number of adverse sustainability impacts caused by companies in which we invest. Outcome of this assessment may impact the valuation models as well as the portfolio construction depending on the severity and materiality of adverse impacts identified.

Thus, the Investment Manager considers principal adverse sustainability impacts throughout the investment process through the use of the internal ESG scores and construction of the portfolio with an improved ESG profile compared to its investment universe.

The Forward-looking perspective defines a set of objectives and developed performance indicators to measure how the researches, portfolios and commitments are aligned on three issues, the '3Es' (Energy transition, Environmental sustainability, Equality & inclusive growth) and thus support investment processes.

Furthermore, the Stewardship team regularly identifies adverse impacts through ongoing research, collaboration with other long-term investors, and dialogue with NGOs and other experts.

As regards the sustainable investments that the financial product intends to make, the following principal adverse sustainability impacts are taken into account:

Corporate mandatory indicators:

1. GreenHouse Gas (GHG) Emissions

2. Carbon footprint
3. GHG intensity of investee companies
4. Exposure to companies active in the fossil fuel sector
5. Share of non-renewable energy consumption and production
6. Energy consumption intensity per high impact climate sector
7. Activities negatively affecting biodiversity sensitive areas
8. Emissions to water
9. Hazardous waste ratio
10. Violations of UN Global Compact principles and Organisation for Economic Cooperation and Development (OECD) Guidelines for Multinational Enterprises
11. Lack of processes and compliance mechanisms to monitor compliance with UN Global Compact principles and OECD Guidelines for Multinational Enterprises
12. Unadjusted gender pay gap
13. Board gender diversity
14. Exposure to controversial weapons (anti-personnel mines, cluster munitions, chemical weapons and biological weapons)

Corporate voluntary indicators:

Environment

4. Investments in companies without carbon emission reduction initiatives

Social

4. Lack of a supplier code of conduct
9. Lack of a human rights policy

Sovereign mandatory indicator:

15. GHG intensity
16. Investee countries subject to social violations

More detailed information on the manner in which principal adverse impacts on sustainability factors are considered can be found in the BNP PARIBAS ASSET MANAGEMENT SFDR disclosure statement:

<https://docfinder.bnpparibas-am.com/api/files/874ADAE2-3EE7-4AD4-B0ED-84FC06E090BF>

In addition, information on how the principal adverse impacts on sustainability factors have been considered over the year will be available in the annual report of the financial product.

How are the sustainable investments aligned with the OECD Guidelines for Multinational Enterprises and the UN Guiding Principles on Business and Human Rights?

The investment universe of the financial product is periodically screened with a view to identify issuers that are potentially in violation or at risk of violation of the UN Global Compact Principles, OECD Guidelines for Multinational Enterprises and UN Guiding Principles on Business & Human Rights, including the principles and rights set out in the eight fundamental conventions identified in the Declaration of the International Labour Organisation on Fundamental Principles and Rights at Work and the International Bill of Human Rights. This assessment is conducted within the BNPP AM Sustainability Centre on the basis of internal analysis and information provided by external experts, and in consultation with BNP Paribas Group CSR Team. If an issuer is found to be in serious and repeated violations of any of the principles, it will be placed on an 'exclusion list' and will not be available for investment. Existing investments should be divested from the portfolio according to an internal procedure. If an issuer is at risk of violating any of the principles, it is placed on a 'watch list' monitored, as appropriate.

The EU Taxonomy sets out a 'do not significant harm' principle by which Taxonomy-aligned investments should not significantly harm EU Taxonomy objectives and is accompanied by specific EU criteria.

The 'do no significant harm' principle applies only to those investments underlying the financial product that take into account the EU criteria for environmentally sustainable economic activities. The investments underlying the remaining portion of this financial product do not take into account the EU criteria for environmentally sustainable economic activities.

Any other sustainable investments must also not significantly harm any environmental or social objectives.





Does this financial product consider principal adverse impacts on sustainability factors?

Yes

The product considers principal adverse impacts on sustainability factors by systematically implementing the sustainable investment pillars defined in the GSS into its investment process. These pillars are covered by firm-wide policies that set criteria to identify, consider and prioritise as well as address or mitigate adverse sustainability impacts caused by issuers.

The RBC policy establishes a common framework across investments and economic activities that help identify industries and behaviours presenting a high risk of adverse impacts in violation of international norms. As part of the RBC Policy, sector policies provide a tailored approach to identify and prioritize principal adverse impacts based on the nature of the economic activity, and in many cases, the geography in which these economic activities take place.

The ESG Integration Guidelines includes a series of commitments, which are material to consideration of principal adverse sustainability impacts, and guides the internal ESG integration process. The proprietary ESG scoring framework includes an assessment of a number of adverse sustainability impacts caused by companies in which we invest. Outcome of this assessment may impact the valuation models as well as the portfolio construction depending on the severity and materiality of adverse impacts identified.

Thus, the Investment Manager considers principal adverse sustainability impacts throughout the investment process through the use of the internal ESG scores and construction of the portfolio with an improved ESG profile compared to its investment universe.

The Forward-looking perspective defines a set of objectives and developed performance indicators to measure how the researches, portfolios and commitments are aligned on three issues, the '3Es' (Energy transition, Environmental sustainability, Equality & inclusive growth) and thus support investment processes.

Furthermore, the Stewardship team regularly identifies adverse impacts through ongoing research, collaboration with other long-term investors, and dialogue with NGOs and other experts.

Actions to address or mitigate principal adverse sustainability impacts depend on the severity and materiality of these impacts. These actions are guided by the RBC Policy, ESG Integration Guidelines, and Engagement and Voting Policy which include the following provisions :

- Exclusion of issuers that are in violation of international norms and conventions and issuers that are involved in activities presenting an unacceptable risk to society and/or the environment
- Engagement with issuers with the aim of encouraging them to improve their environmental, social and governance practices and, thus, mitigate potential adverse impacts
- In case of equity holdings, voting at Annual General Meetings of companies the portfolio is invested in to promote good governance and advance environmental and social issues
- Ensuring all securities included in the portfolio have supportive ESG research
- Managing portfolios so that their aggregate ESG score is better than the relevant benchmark or universe

Based on the above approach, and depending on the composition of the financial product's portfolio (i.e. the type of issuer), the financial product considers and addresses or mitigates the following principal adverse sustainability impacts:

Corporate mandatory indicators:

1. GreenHouse Gas (GHG) Emissions
2. Carbon footprint
3. GHG intensity of investee companies
4. Exposure to companies active in the fossil fuel sector
5. Share of non-renewable energy consumption and production
6. Energy consumption intensity per high impact climate sector



7. Activities negatively affecting biodiversity sensitive areas
8. Emissions to water
9. Hazardous waste ratio
10. Violations of UN Global Compact principles and Organisation for Economic Cooperation and Development (OECD) Guidelines for Multinational Enterprises
11. Lack of processes and compliance mechanisms to monitor compliance with UN Global Compact principles and OECD Guidelines for Multinational Enterprises
12. Unadjusted gender pay gap
13. Board gender diversity
14. Exposure to controversial weapons (anti-personnel mines, cluster munitions, chemical weapons and biological weapons)

Corporate voluntary indicators:

Environment

4. Investments in companies without carbon emission reduction initiatives

Social

4. Lack of a supplier code of conduct
9. Lack of a human rights policy

Sovereign mandatory indicator:

15. GHG intensity
16. Investee countries subject to social violations

More detailed information on the manner in which principal adverse impacts on sustainability factors are considered can be found in the BNP PARIBAS ASSET MANAGEMENT SFDR disclosure statement: <https://docfinder.bnpparibas-am.com/api/files/874ADAE2-3EE7-4AD4-BOED-84FC06E090BF>
In addition, information on how the principal adverse impacts on sustainability factors have been considered over the year will be available in the annual report of the financial product.

No



What investment strategy does this financial product follow?

The investment strategy guides investment decisions based on factors such as investment objectives and risk tolerance.

To achieve the investment objective of the financial product, the investment manager takes into account at each step of its investment process the Environmental, Social and Governance (ESG) criteria that the financial product promotes.

The investment universe of the financial product is thoroughly screened with a view to identify issuers that are in violation of the UN Global Compact Principles, OECD Guidelines for Multinational Enterprises and UN Guiding Principles on Business & Human Rights.

Then the Investment Manager integrates ESG ratings and criteria into the assessment of issuers. ESG ratings are built by BNP Paribas Asset Management's Sustainability Centre using a proprietary ESG methodology.

The investment manager constantly integrates the binding elements of the investment strategy described in the question below to construct an investment portfolio with an improved ESG profile compared to its investment universe.

Environmental, social and governance (ESG) criteria contribute to, but are not a determining factor in, the manager's decision-making.

The elements of the investment strategy to attain the environmental or social characteristics promoted by this financial product as described below are systematically integrated throughout the investment process.

- **What are the binding elements of the investment strategy used to select the investments to attain each of the environmental or social characteristics promoted by this financial product?**

- The financial product shall comply with the RBC Policy by excluding companies involved in controversies due to poor practices related to human and labor rights, environment, and corruption, as well as



companies operating in sensitive sectors (tobacco, coal, controversial weapons, asbestos,...), as these companies are deemed to be in violation of international norms, or to cause unacceptable harm to society and/or the environment.

More information on the RBC Policy, and in particular criteria relating to sectoral exclusions, can be found on the website of the investment manager: Sustainability documents - BNPP AM Corporate English (<https://www.bnpparibas-am.com/sustainability-documents/>)

- The financial product shall have the weighted average ESG score of its portfolio higher than the weighted average ESG score of its investment universe, as defined in the Prospectus

- The financial product shall have at least 90% of its assets (excluding ancillary liquid assets) covered by the ESG analysis based on the ESG internal proprietary methodology

- The financial product shall invest at least 10% of its assets in 'sustainable investments' as defined in Article 2 (17) of the SFDR regulation. Criteria to qualify an investment as 'sustainable investment' are indicated in the above question 'What are the objectives of the sustainable investments that the financial product partially intends to make and does the sustainable investments contribute to such objectives' and the quantitative and qualitative thresholds are mentioned in the main part of the Prospectus

● **What is the committed minimum rate to reduce the scope of the investments considered prior to the application of that investment strategy?**

The financial product does not commit to a reduction of the scope of investments prior to the application of its investment strategy.

● **What is the policy to assess good governance practices of the investee companies?**

The ESG scoring framework assesses corporate governance through a core set of standard key performance indicators for all sectors supplemented by sector specific metrics. The governance metrics and indicators to assess good governance practices such as sound management structures, employee relations, remuneration of staff and tax compliance include but are not limited to:

- Separation of power (e.g. Split CEO/Chair)
- Board diversity
- Executive pay (remuneration policy)
- Board Independence, and key committees independence
- Accountability of directors
- Financial expertise of the Audit Committee
- Respect of shareholders rights and absence of antitakeover devices
- The presence of appropriate policies (i.e. Bribery and corruption, whistleblower)
- Tax disclosure
- An assessment of prior negative incidents relating to governance

The ESG analysis goes beyond the framework to look at a more qualitative assessment of how the insights from our ESG model are reflected in the culture and operations of investee companies. In some cases, the ESG analysts will conduct due diligence meetings to better understand the company's approach to corporate governance.

Good governance practices include sound management structures, employee relations, remuneration of staff and tax compliance.



What is the asset allocation planned for this financial product?

Asset allocation describes the share of investments in specific assets.

At least 50% of the investments of the financial product will be used to meet the environmental or social characteristics promoted, in accordance with the binding elements of the investment strategy of the financial product.

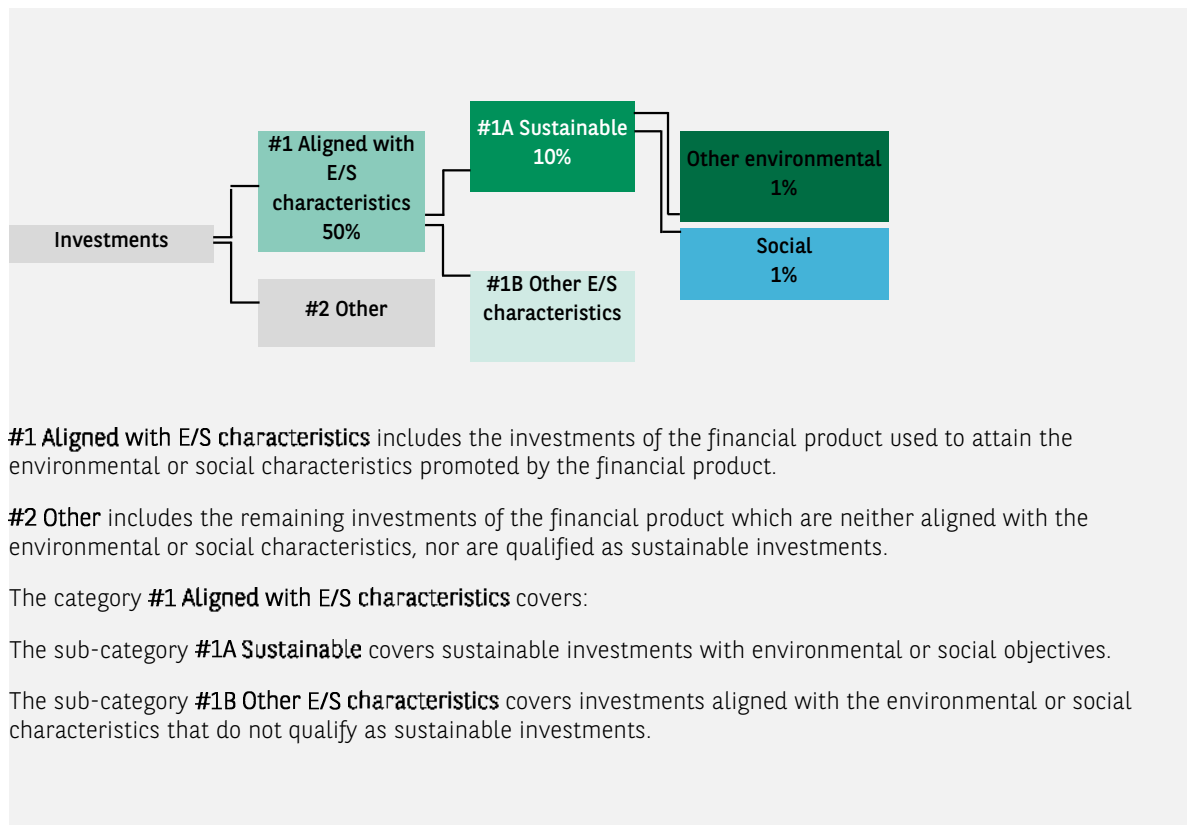
Taxonomy-aligned activities are expressed as a share of:

For the avoidance of doubt, such a proportion is solely a minimum and the exact percentage of the investments of the financial product that attained the promoted environmental or social characteristics will be available in the annual report.

The minimum proportion of sustainable investments of the financial product is 10%.

The remaining proportion of the investments is mainly used as described under the question: "What investments are included under "#2 Other", what is their purpose and are there any minimum environmental or social safeguards?"

- **turnover** reflecting the share of revenue from green activities of investee companies.
 - **capital expenditure** (CapEx) showing the green investments made by investee companies, e.g. for a transition to a green economy.
 - **operational expenditure** (OpEx) reflecting green operational activities of investee companies.



● **How does the use of derivatives attain the environmental or social characteristics promoted by the financial product?**

Financial derivative instruments may be used for efficient portfolio management, hedging and/or investment purposes, if applicable. These instruments are not used to attain the environmental or social characteristics promoted by the product.



To what minimum extent are sustainable investments with an environmental objective aligned with the EU Taxonomy?

Not applicable

● **Does the financial product invest in fossil gas and/or nuclear energy related activities that comply with the EU Taxonomy¹?**

Yes

In fossil gas In Nuclear Energy

No

¹ - Fossil gas and/or nuclear related activities will only comply with the EU Taxonomy where they contribute to limiting climate change ("climate change mitigation") and do not significantly harm any EU Taxonomy objective - see explanatory note in the left hand margin. The full criteria for fossil gas and nuclear energy economic activities that comply with the EU Taxonomy are laid down in Commission Delegated Regulation (EU) 2022/1214.

To comply with the EU Taxonomy, the criteria for **fossil gas** include limitations on emissions and switching to renewable power or low-carbon fuels by the end of 2035. For **nuclear energy**, the criteria include comprehensive safety and waste management rules.

Enabling activities directly enable other activities to make a substantial contribution to an environmental objective. **Transitional activities** are activities for which low-carbon alternatives are not yet available and among others have greenhouse gas emission levels corresponding to the best performance.

The two graphs below show in green the minimum percentage of investments that are aligned with the EU Taxonomy. As there is no appropriate methodology to determine the Taxonomy-alignment of sovereign bonds*, the first graph shows the Taxonomy-alignment in relation to all the investments of the financial product including sovereign bonds, while the second graph shows the Taxonomy-alignment only in relation to the investments of the financial product other than sovereign bonds.



* For the purpose of these graphs, 'sovereign bonds' consist of all sovereign exposures

● **What is the minimum share of investments in transitional and enabling activities?**

Not applicable

are sustainable investments with an environmental objective that **do not take into account the criteria** for environmentally sustainable economic activities under the EU Taxonomy.

● **What is the minimum share of sustainable investments with an environmental objective that are not aligned with the EU Taxonomy?**

The minimum share of sustainable investments with an environmental objective that are not aligned with the EU Taxonomy is 1%.

The minimum share is intentionally low as the objective of the investment manager is not to prevent the product from investing in taxonomy-aligned activities within the framework of the investment strategy of the product.

The Management Company is improving its Taxonomy-alignment data collection to ensure the accuracy and suitability of its Taxonomy sustainability-related disclosures. In the meantime, the financial product will invest in sustainable investments with an environmental objective that are not aligned with the EU Taxonomy.

● **What is the minimum share of socially sustainable investments?**

The minimum share of socially sustainable investments within the financial product is 1%.

● **What investments are included under '#2 Other', what is their purpose and are there any minimum environmental or social safeguards?**

The remaining proportion of the investments may include :

- The proportion of assets that are not used to meet the environmental or social characteristics promoted by the financial product. These assets are used for investment purposes, or
- Instruments which are mainly used for liquidity, efficient portfolio management, and/or hedging purposes, notably cash, deposits and derivatives

In any case, the investment manager will ensure that those investments are made while maintaining the

improvement of the ESG profile of the financial product. In addition, those investments are made in compliance with our internal processes, including the following minimum environmental or social safeguards:

- The risk management policy. The risk management policy comprises procedures as are necessary to enable the management company to assess for each financial product it manages the exposure of that product to market, liquidity, sustainability and counterparty risks. And

- The RBC policy, where applicable, through the exclusion of companies involved in controversies due to poor practices related to human and labour rights, environment, and corruption, as well as companies operating in sensitive sectors (tobacco, coal, controversial weapons, asbestos,...), as these companies are deemed to be in violation of international norms, or to cause unacceptable harm to society and/or the environment



Is a specific index designated as a reference benchmark to determine whether this financial product is aligned with the environmental and/or social characteristics that it promotes?

Reference benchmarks are indexes to measure whether the financial product attains the environmental or social characteristics that they promote.

No reference benchmark has been designated for the purpose of attaining the environmental or social characteristics promoted by the financial product.

- **How is the reference benchmark continuously aligned with each of the environmental or social characteristics promoted by the financial product?**

Not applicable

- **How is the alignment of the investment strategy with the methodology of the index ensured on a continuous basis?**

Not applicable

- **How does the designated index differ from a relevant broad market index?**

Not applicable

- **Where can the methodology used for the calculation of the designated index be found?**

Not applicable



Where can I find more product specific information online?

More product-specific information can be found on the website: <https://www.bnpparibas-am.com/> after choosing the relevant country and directly in the section 'Sustainability-related disclosures' dedicated to the product.

Template pre-contractual disclosure for the financial products referred to in Article 8, paragraphs 1, 2 and 2a, of Regulation (EU) 2019/2088 and Article 6, first paragraph, of Regulation (EU) 2020/852

Sustainable investment means an investment in an economic activity that contributes to an environmental or social objective, provided that the investment does not significantly harm any environmental or social objective and that the investee companies follow good governance practices.

The **EU Taxonomy** is a classification system laid down in Regulation (EU) 2020/852, establishing a list of **environmentally sustainable economic activities**. That Regulation does not lay down a list of socially sustainable economic activities. Sustainable investments with an environmental objective might be aligned with the Taxonomy or not.

Product name : **BNP PARIBAS FUNDS EURO SHORT TERM CORPORATE BOND OPPORTUNITIES**

Legal Entity Identifier : 549300JJAXA72XVPGM77

Environmental and/or social characteristics

Does this financial product have a sustainable investment objective?	
<input checked="" type="radio"/> <input type="radio"/> Yes	<input checked="" type="radio"/> <input type="radio"/> No
<input type="checkbox"/> It will make a minimum of sustainable investments with an environmental objective: ____% <input type="checkbox"/> in economic activities that qualify as environmentally sustainable under the EU Taxonomy <input type="checkbox"/> in economic activities that do not qualify as environmentally sustainable under the EU Taxonomy <input type="checkbox"/> It will make a minimum of sustainable investments with a social objective: ____%	<input checked="" type="checkbox"/> It promotes Environmental/Social (E/S) characteristics and while it does not have as its objective a sustainable investment, it will have a minimum proportion of 25% of sustainable investments <input type="checkbox"/> with an environmental objective in economic activities that qualify as environmentally sustainable under the EU Taxonomy <input checked="" type="checkbox"/> with an environmental objective in economic activities that do not qualify as environmentally sustainable under the EU Taxonomy <input checked="" type="checkbox"/> with a social objective <input type="checkbox"/> It promotes E/S characteristics, but will not make any sustainable investments



What environmental and/or social characteristics are promoted by this financial product?

The financial product promotes environmental and social characteristics by assessing underlying investments against Environmental, Social, and Governance (ESG) criteria using an ESG internal proprietary methodology, and by investing in issuers that demonstrate good environmental, social and governance practices.

Corporate issuers

The investment strategy selects:

Corporate issuers with good or improving ESG practices within their sector of activity. The ESG performance of an issuer is evaluated against a combination of environmental, social and governance factors which include but are

not limited to:

- Environmental: energy efficiency, reduction of emissions of greenhouse gases (GHG), treatment of waste
- Social: respect of human rights and workers' rights, human resources management (workers' health and safety, diversity)
- Governance: Board of Directors independence, managers' remuneration, respect of minority shareholders rights

The exclusion criteria are applied with regard to issuers that are in violation of international norms and convention, or operate in sensitive sectors as defined by the Responsible Business Conduct Policy (RBC Policy).

Sovereign issuers

The investment strategy selects sovereign issuers based on their performance across the environmental, social and governance pillars. The ESG performance of each country is assessed using an internal Sovereign ESG methodology that focuses on measuring governments' efforts to produce and preserve assets, goods, and services with high ESG values, according to their level of economic development. This involves evaluation of a country against a combination of environmental, social and governance factors, which include but not limited to:

- Environmental: climate mitigation, biodiversity, energy efficiency, land resources, pollution
- Social: life conditions, economic inequality, education, employment, health infrastructure, human capital
- Governance: business rights, corruption, democratic life, political stability, security

BNP Paribas Asset Management's Global Sustainability Strategy places a strong emphasis on combatting climate change. Therefore, given the importance of sovereigns in addressing climate change, the internal Sovereign ESG methodology includes an additional scoring component that captures the country's contribution to progress towards the net-zero goals set out in the Paris Agreement. This additional scoring component reflects countries' commitment to future targets balanced by their current policies and their forward-looking physical climate risk exposure. It combines temperature alignment methodology for determining national contributions to climate change with an assessment of the laws and policies countries have in place for addressing climate change.

The investment manager also applies the BNP Paribas Group's sensitive countries framework, which includes restrictive measures on certain countries and/or activities that are considered as being particularly exposed to money laundering and terrorism financing related risks.

Furthermore, the investment manager promotes better environmental and social outcomes through engagement with issuers and the exercise of voting rights according to the Stewardship policy, where applicable.

No reference benchmark has been designated for the purpose of attaining the environmental or social characteristics promoted by the financial product.

● What sustainability indicators are used to measure the attainment of each of the environmental or social characteristics promoted by this financial product?

The following sustainability indicators are used to measure the attainment of the environmental and social characteristics promoted by the financial product:

- The percentage of the portfolio compliant with the RBC Policy
- The percentage of the portfolio covered by ESG analysis based on the ESG internal proprietary methodology
- The weighted average ESG score of the portfolio compared to the weighted average ESG score of its investment universe, as defined in the Prospectus
- The percentage of the financial product's portfolio invested in 'sustainable investments' as defined in Article 2 (17) of the SFDR regulation

Sustainability indicators measure how the environmental or social characteristics promoted by the financial product are attained.



● **What are the objectives of the sustainable investments that the financial product partially intends to make and how does the sustainable investment contribute to such objectives ?**

The objectives of the sustainable investments made by the financial product are to finance companies that contribute to environmental and/or social objectives through their products and services, as well as their sustainable practices.

The internal methodology, as defined in the main part of the Prospectus, integrates several criteria into its definition of sustainable investments that are considered to be core components to qualify a company as sustainable. These criteria are complementary to each other. In practice, a company must meet at least one of the criteria described below in order to be considered as contributing to an environmental or social objective:

1. A company with an economic activity aligned with the EU Taxonomy objectives. A company can be qualified as sustainable investment in case it has more than 20% of its revenues aligned with the EU Taxonomy. A company qualifying as sustainable investment through this criteria can for example contribute to the following environmental objectives: sustainable forestry, environmental restoration, sustainable manufacturing, renewable energy, water supply, sewerage, waste management and remediation, sustainable transportation, sustainable buildings, sustainable information and technology, scientific research for sustainable development;

2. A company with an economic activity contributing to one or more United Nations Sustainable Development goals (UN SDG) targets. A company can be qualified as sustainable investment in case it has more than 20% of its revenues aligned with the SDGs and less than 20% of its revenues misaligned with the UN SDGs. A company qualifying as sustainable investment through this criteria can for example contribute to the following objectives:

a. Environmental: sustainable agriculture, sustainable management of water and sanitation, sustainable and modern energy, sustainable economic growth, sustainable infrastructure, sustainable cities, sustainable consumption and production patterns, fight against climate change, conservation and sustainable use of oceans, seas and marine resources, protection, restoration and sustainable use of terrestrial ecosystems, sustainable management of forests, fight against desertification, land degradation and biodiversity loss;

b. Social: no poverty, zero hunger, food security, healthy lives and well-being at all ages, inclusive and equitable quality education and lifelong learning opportunities, gender equality, women and girls empowerment, availability of water and sanitation, access to affordable, reliable and modern energy, inclusive and sustainable economic growth, full and productive employment and decent work, resilient infrastructure, inclusive and sustainable industrialization, reduced inequality, inclusive, safe and resilient cities and human settlements, peaceful and inclusive societies, access to justice and effective, accountable and inclusive institutions, global partnership for sustainable development.

3. A company operating in a high GHG emission sector that is transitioning its business model to align with the objective of maintaining the global temperature rise below 1.5°C. A company qualifying as sustainable investment through this criteria can for example contribute to the following environmental objectives: GHG emissions reduction, fight against climate change;

4. A company with best-in-class environmental or social practices compared to its peers within the relevant sector and geographical region. The E or S best performer assessment is based on the BNPP AM ESG scoring methodology. The methodology scores companies and assesses them against a peer group comprising companies in comparable sectors and geographical regions. A company with a contribution score above 10 on the Environmental or Social pillar qualifies as best performer. A company qualifying as sustainable investment through this criteria can for example contribute to the following objectives:

a. Environmental: fight against climate change, environmental risk management, sustainable management of natural resources, waste management, water management, GHG emissions reduction, renewable energy, sustainable agriculture, green infrastructure;

b. Social: health and safety, human capital management, good external stakeholder management (supply chain, contractors, data), business ethics preparedness, good corporate governance.

Green bonds, social bonds and sustainability bonds issued to support specific environmental and/or social projects are also qualified as sustainable investments provided that these debt securities receive an investment recommendation 'POSITIVE' or 'NEUTRAL' from the Sustainability Center following the issuer and underlying project assessment based on a proprietary Green/Social/Sustainability Bond Assessment methodology.

Companies identified as a sustainable investment should not significantly harm any other environmental or social objectives (the Do No Significant Harm 'DNSH' principle) and should follow good governance practices. BNP Paribas Asset Management (BNPP AM) uses its proprietary methodology to assess all companies against these requirements.

More information on the internal methodology can be found on the website of the investment manager: <https://docfinder.bnpparibas-am.com/api/files/14787511-CB33-49FC-B9B5-7E934948BE63>

Principal adverse impacts are the most significant negative impacts of investment decisions on sustainability factors relating to environmental, social and employee matters, respect for human rights, anti-corruption and anti-bribery matters.

● **How do the sustainable investments that the financial product partially intends to make, not cause significant harm to any environmental or social sustainable investment objective?**

Sustainable investments that the product partially intends to make should not significantly harm any environmental or social objective (DNSH Principle). In this respect, the investment manager commits to consider principal adverse impacts on sustainability factors by taking into account indicators for adverse impacts as defined in SFDR, and to not invest in companies that do not meet their fundamental obligations in line with the OECD Guidelines and the UN Guiding Principles on Business and Human Rights.

How have the indicators for adverse impacts on sustainability factors been taken into account?

The investment manager ensures that throughout its investment process, the financial product takes into all the account principal all the adverse impact indicators that are relevant to its investment strategy to select the sustainable investments that the financial product partially intends to make by systematically implementing the sustainable investment pillars defined in the BNP Paribas Asset Management Global Sustainability Strategy (GSS) into its investment process : RBC policy, ESG integration guidelines, Stewardship, the forward-looking vision the '3Es' (Energy transition, Environmental sustainability, Equality & Inclusive Growth).

The RBC policy establishes a common framework across investments and economic activities that help identify industries and behaviours presenting a high risk of adverse impacts in violation of international norms. As part of the RBC Policy, sector policies provide a tailored approach to identify and prioritize principal adverse impacts based on the nature of the economic activity, and in many cases, the geography in which these economic activities take place.

The ESG Integration Guidelines includes a series of commitments, which are material to consideration of principal adverse sustainability impacts, and guides the internal ESG integration process. The proprietary ESG scoring framework includes an assessment of a number of adverse sustainability impacts caused by companies in which we invest. Outcome of this assessment may impact the valuation models as well as the portfolio construction depending on the severity and materiality of adverse impacts identified.

Thus, the Investment Manager considers principal adverse sustainability impacts throughout the investment process through the use of the internal ESG scores and construction of the portfolio with an improved ESG profile compared to its investment universe.

The Forward-looking perspective defines a set of objectives and developed performance indicators to measure how the researches, portfolios and commitments are aligned on three issues, the '3Es' (Energy transition, Environmental sustainability, Equality & inclusive growth) and thus support investment processes.

Furthermore, the Stewardship team regularly identifies adverse impacts through ongoing research, collaboration with other long-term investors, and dialogue with NGOs and other experts.

As regards the sustainable investments that the financial product intends to make, the following principal adverse sustainability impacts are taken into account:

Corporate mandatory indicators:

1. GreenHouse Gas (GHG) Emissions

2. Carbon footprint
3. GHG intensity of investee companies
4. Exposure to companies active in the fossil fuel sector
5. Share of non-renewable energy consumption and production
6. Energy consumption intensity per high impact climate sector
7. Activities negatively affecting biodiversity sensitive areas
8. Emissions to water
9. Hazardous waste ratio
10. Violations of UN Global Compact principles and Organisation for Economic Cooperation and Development (OECD) Guidelines for Multinational Enterprises
11. Lack of processes and compliance mechanisms to monitor compliance with UN Global Compact principles and OECD Guidelines for Multinational Enterprises
12. Unadjusted gender pay gap
13. Board gender diversity
14. Exposure to controversial weapons (anti-personnel mines, cluster munitions, chemical weapons and biological weapons)

Corporate voluntary indicators:

Environment

4. Investments in companies without carbon emission reduction initiatives

Social

4. Lack of a supplier code of conduct
9. Lack of a human rights policy

Sovereign mandatory indicator:

15. GHG intensity
16. Investee countries subject to social violations

More detailed information on the manner in which principal adverse impacts on sustainability factors are considered can be found in the BNP PARIBAS ASSET MANAGEMENT SFDR disclosure statement:

<https://docfinder.bnpparibas-am.com/api/files/874ADAE2-3EE7-4AD4-B0ED-84FC06E090BF>

In addition, information on how the principal adverse impacts on sustainability factors have been considered over the year will be available in the annual report of the financial product.

How are the sustainable investments aligned with the OECD Guidelines for Multinational Enterprises and the UN Guiding Principles on Business and Human Rights?

The investment universe of the financial product is periodically screened with a view to identify issuers that are potentially in violation or at risk of violation of the UN Global Compact Principles, OECD Guidelines for Multinational Enterprises and UN Guiding Principles on Business & Human Rights, including the principles and rights set out in the eight fundamental conventions identified in the Declaration of the International Labour Organisation on Fundamental Principles and Rights at Work and the International Bill of Human Rights. This assessment is conducted within the BNPP AM Sustainability Centre on the basis of internal analysis and information provided by external experts, and in consultation with BNP Paribas Group CSR Team. If an issuer is found to be in serious and repeated violations of any of the principles, it will be placed on an 'exclusion list' and will not be available for investment. Existing investments should be divested from the portfolio according to an internal procedure. If an issuer is at risk of violating any of the principles, it is placed on a 'watch list' monitored, as appropriate.

The EU Taxonomy sets out a 'do not significant harm' principle by which Taxonomy-aligned investments should not significantly harm EU Taxonomy objectives and is accompanied by specific EU criteria.

The 'do no significant harm' principle applies only to those investments underlying the financial product that take into account the EU criteria for environmentally sustainable economic activities. The investments underlying the remaining portion of this financial product do not take into account the EU criteria for environmentally sustainable economic activities.

Any other sustainable investments must also not significantly harm any environmental or social objectives.





Does this financial product consider principal adverse impacts on sustainability factors?

Yes

The product considers principal adverse impacts on sustainability factors by systematically implementing the sustainable investment pillars defined in the GSS into its investment process. These pillars are covered by firm-wide policies that set criteria to identify, consider and prioritise as well as address or mitigate adverse sustainability impacts caused by issuers.

The RBC policy establishes a common framework across investments and economic activities that help identify industries and behaviours presenting a high risk of adverse impacts in violation of international norms. As part of the RBC Policy, sector policies provide a tailored approach to identify and prioritize principal adverse impacts based on the nature of the economic activity, and in many cases, the geography in which these economic activities take place.

The ESG Integration Guidelines includes a series of commitments, which are material to consideration of principal adverse sustainability impacts, and guides the internal ESG integration process. The proprietary ESG scoring framework includes an assessment of a number of adverse sustainability impacts caused by companies in which we invest. Outcome of this assessment may impact the valuation models as well as the portfolio construction depending on the severity and materiality of adverse impacts identified.

Thus, the Investment Manager considers principal adverse sustainability impacts throughout the investment process through the use of the internal ESG scores and construction of the portfolio with an improved ESG profile compared to its investment universe.

The Forward-looking perspective defines a set of objectives and developed performance indicators to measure how the researches, portfolios and commitments are aligned on three issues, the '3Es' (Energy transition, Environmental sustainability, Equality & inclusive growth) and thus support investment processes.

Furthermore, the Stewardship team regularly identifies adverse impacts through ongoing research, collaboration with other long-term investors, and dialogue with NGOs and other experts.

Actions to address or mitigate principal adverse sustainability impacts depend on the severity and materiality of these impacts. These actions are guided by the RBC Policy, ESG Integration Guidelines, and Engagement and Voting Policy which include the following provisions :

- Exclusion of issuers that are in violation of international norms and conventions and issuers that are involved in activities presenting an unacceptable risk to society and/or the environment
- Engagement with issuers with the aim of encouraging them to improve their environmental, social and governance practices and, thus, mitigate potential adverse impacts
- In case of equity holdings, voting at Annual General Meetings of companies the portfolio is invested in to promote good governance and advance environmental and social issues
- Ensuring all securities included in the portfolio have supportive ESG research
- Managing portfolios so that their aggregate ESG score is better than the relevant benchmark or universe

Based on the above approach, and depending on the composition of the financial product's portfolio (i.e. the type of issuer), the financial product considers and addresses or mitigates the following principal adverse sustainability impacts:

Corporate mandatory indicators:

1. GreenHouse Gas (GHG) Emissions
2. Carbon footprint
3. GHG intensity of investee companies
4. Exposure to companies active in the fossil fuel sector
5. Share of non-renewable energy consumption and production
6. Energy consumption intensity per high impact climate sector



7. Activities negatively affecting biodiversity sensitive areas
8. Emissions to water
9. Hazardous waste ratio
10. Violations of UN Global Compact principles and Organisation for Economic Cooperation and Development (OECD) Guidelines for Multinational Enterprises
11. Lack of processes and compliance mechanisms to monitor compliance with UN Global Compact principles and OECD Guidelines for Multinational Enterprises
12. Unadjusted gender pay gap
13. Board gender diversity
14. Exposure to controversial weapons (anti-personnel mines, cluster munitions, chemical weapons and biological weapons)

Corporate voluntary indicators:

Environment

4. Investments in companies without carbon emission reduction initiatives

Social

4. Lack of a supplier code of conduct
9. Lack of a human rights policy

Sovereign mandatory indicator:

15. GHG intensity
16. Investee countries subject to social violations

More detailed information on the manner in which principal adverse impacts on sustainability factors are considered can be found in the BNP PARIBAS ASSET MANAGEMENT SFDR disclosure statement: <https://docfinder.bnpparibas-am.com/api/files/874ADAE2-3EE7-4AD4-BOED-84FC06E090BF>
In addition, information on how the principal adverse impacts on sustainability factors have been considered over the year will be available in the annual report of the financial product.

No



What investment strategy does this financial product follow?

The investment strategy guides investment decisions based on factors such as investment objectives and risk tolerance.

To achieve the investment objective of the financial product, the investment manager takes into account at each step of its investment process the Environmental, Social and Governance (ESG) criteria that the financial product promotes.

The investment universe of the financial product is thoroughly screened with a view to identify issuers that are in violation of the UN Global Compact Principles, OECD Guidelines for Multinational Enterprises and UN Guiding Principles on Business & Human Rights.

Then the Investment Manager integrates ESG ratings and criteria into the assessment of issuers. ESG ratings are built by BNP Paribas Asset Management's Sustainability Centre using a proprietary ESG methodology.

The investment manager constantly integrates the binding elements of the investment strategy described in the question below to construct an investment portfolio with an improved ESG profile compared to its investment universe.

Environmental, social and governance (ESG) criteria contribute to, but are not a determining factor in, the manager's decision-making.

The elements of the investment strategy to attain the environmental or social characteristics promoted by this financial product as described below are systematically integrated throughout the investment process.

- **What are the binding elements of the investment strategy used to select the investments to attain each of the environmental or social characteristics promoted by this financial product?**

- The financial product shall comply with the RBC Policy by excluding companies involved in controversies due to poor practices related to human and labor rights, environment, and corruption, as well as



companies operating in sensitive sectors (tobacco, coal, controversial weapons, asbestos,...), as these companies are deemed to be in violation of international norms, or to cause unacceptable harm to society and/or the environment.

More information on the RBC Policy, and in particular criteria relating to sectoral exclusions, can be found on the website of the investment manager: Sustainability documents - BNPP AM Corporate English (<https://www.bnpparibas-am.com/sustainability-documents/>)

- The financial product shall have the weighted average ESG score of its portfolio higher than the weighted average ESG score of its investment universe, as defined in the Prospectus

- The financial product shall have at least 90% of its assets (excluding ancillary liquid assets) covered by the ESG analysis based on the ESG internal proprietary methodology

- The financial product shall invest at least 25% of its assets in 'sustainable investments' as defined in Article 2 (17) of the SFDR regulation. Criteria to qualify an investment as 'sustainable investment' are indicated in the above question 'What are the objectives of the sustainable investments that the financial product partially intends to make and does the sustainable investments contribute to such objectives' and the quantitative and qualitative thresholds are mentioned in the main part of the Prospectus

● **What is the committed minimum rate to reduce the scope of the investments considered prior to the application of that investment strategy?**

The financial product does not commit to a reduction of the scope of investments prior to the application of its investment strategy.

● **What is the policy to assess good governance practices of the investee companies?**

The ESG scoring framework assesses corporate governance through a core set of standard key performance indicators for all sectors supplemented by sector specific metrics. The governance metrics and indicators to assess good governance practices such as sound management structures, employee relations, remuneration of staff and tax compliance include but are not limited to:

- Separation of power (e.g. Split CEO/Chair)
- Board diversity
- Executive pay (remuneration policy)
- Board Independence, and key committees independence
- Accountability of directors
- Financial expertise of the Audit Committee
- Respect of shareholders rights and absence of antitakeover devices
- The presence of appropriate policies (i.e. Bribery and corruption, whistleblower)
- Tax disclosure
- An assessment of prior negative incidents relating to governance

The ESG analysis goes beyond the framework to look at a more qualitative assessment of how the insights from our ESG model are reflected in the culture and operations of investee companies. In some cases, the ESG analysts will conduct due diligence meetings to better understand the company's approach to corporate governance.

Good governance practices include sound management structures, employee relations, remuneration of staff and tax compliance.



What is the asset allocation planned for this financial product?

Asset allocation describes the share of investments in specific assets.

At least 80% of the investments of the financial product will be used to meet the environmental or social characteristics promoted, in accordance with the binding elements of the investment strategy of the financial product.

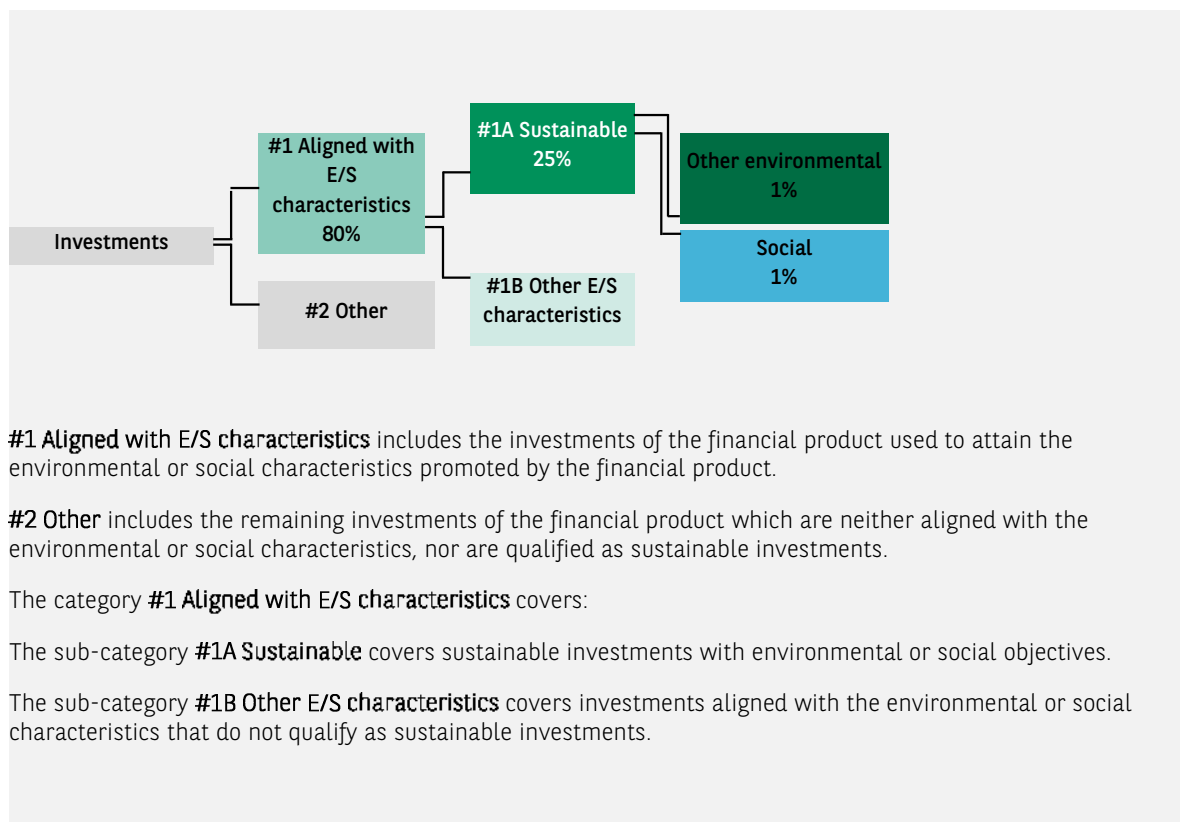
Taxonomy-aligned activities are expressed as a share of:

For the avoidance of doubt, such a proportion is solely a minimum and the exact percentage of the investments of the financial product that attained the promoted environmental or social characteristics will be available in the annual report.

The minimum proportion of sustainable investments of the financial product is 25%.

The remaining proportion of the investments is mainly used as described under the question: "What investments are included under "#2 Other", what is their purpose and are there any minimum environmental or social safeguards?"

- **turnover** reflecting the share of revenue from green activities of investee companies.
 - **capital expenditure** (CapEx) showing the green investments made by investee companies, e.g. for a transition to a green economy.
 - **operational expenditure** (OpEx) reflecting green operational activities of investee companies.



● **How does the use of derivatives attain the environmental or social characteristics promoted by the financial product?**

Financial derivative instruments may be used for efficient portfolio management, hedging and/or investment purposes, if applicable. These instruments are not used to attain the environmental or social characteristics promoted by the product.



To what minimum extent are sustainable investments with an environmental objective aligned with the EU Taxonomy?

Not applicable

● **Does the financial product invest in fossil gas and/or nuclear energy related activities that comply with the EU Taxonomy¹?**

Yes

In fossil gas In Nuclear Energy

No

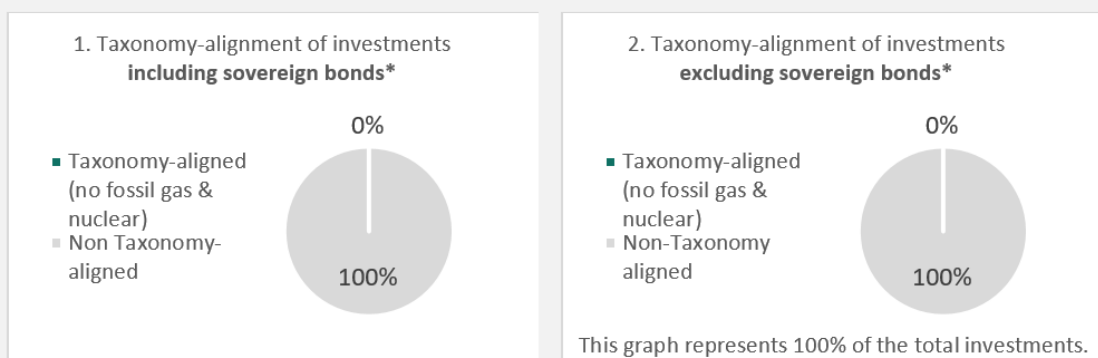
¹ -Fossil gas and/or nuclear related activities will only comply with the EU Taxonomy where they contribute to limiting climate change ("climate change mitigation") and do not significantly harm any EU Taxonomy objective - see explanatory note in the left hand margin. The full criteria for fossil gas and nuclear energy economic activities that comply with the EU Taxonomy are laid down in Commission Delegated Regulation (EU) 2022/1214.

To comply with the EU Taxonomy, the criteria for **fossil gas** include limitations on emissions and switching to renewable power or low-carbon fuels by the end of 2035. For **nuclear energy**, the criteria include comprehensive safety and waste management rules.



Enabling activities directly enable other activities to make a substantial contribution to an environmental objective. **Transitional activities** are activities for which low-carbon alternatives are not yet available and among others have greenhouse gas emission levels corresponding to the best performance.

The two graphs below show in green the minimum percentage of investments that are aligned with the EU Taxonomy. As there is no appropriate methodology to determine the Taxonomy-alignment of sovereign bonds*, the first graph shows the Taxonomy-alignment in relation to all the investments of the financial product including sovereign bonds, while the second graph shows the Taxonomy-alignment only in relation to the investments of the financial product other than sovereign bonds.



* For the purpose of these graphs, 'sovereign bonds' consist of all sovereign exposures

● **What is the minimum share of investments in transitional and enabling activities?**

Not applicable

are sustainable investments with an environmental objective that **do not take into account the criteria** for environmentally sustainable economic activities under the EU Taxonomy.

● **What is the minimum share of sustainable investments with an environmental objective that are not aligned with the EU Taxonomy?**

The minimum share of sustainable investments with an environmental objective that are not aligned with the EU Taxonomy is 1%.

The minimum share is intentionally low as the objective of the investment manager is not to prevent the product from investing in taxonomy-aligned activities within the framework of the investment strategy of the product.

The Management Company is improving its Taxonomy-alignment data collection to ensure the accuracy and suitability of its Taxonomy sustainability-related disclosures. In the meantime, the financial product will invest in sustainable investments with an environmental objective that are not aligned with the EU Taxonomy.

● **What is the minimum share of socially sustainable investments?**

The minimum share of socially sustainable investments within the financial product is 1%.

● **What investments are included under '#2 Other', what is their purpose and are there any minimum environmental or social safeguards?**

The remaining proportion of the investments may include :

- The proportion of assets that are not used to meet the environmental or social characteristics promoted by the financial product. These assets are used for investment purposes, or
- Instruments which are mainly used for liquidity, efficient portfolio management, and/or hedging purposes, notably cash, deposits and derivatives

In any case, the investment manager will ensure that those investments are made while maintaining the

improvement of the ESG profile of the financial product. In addition, those investments are made in compliance with our internal processes, including the following minimum environmental or social safeguards:

- The risk management policy. The risk management policy comprises procedures as are necessary to enable the management company to assess for each financial product it manages the exposure of that product to market, liquidity, sustainability and counterparty risks. And

- The RBC policy, where applicable, through the exclusion of companies involved in controversies due to poor practices related to human and labour rights, environment, and corruption, as well as companies operating in sensitive sectors (tobacco, coal, controversial weapons, asbestos,...), as these companies are deemed to be in violation of international norms, or to cause unacceptable harm to society and/or the environment



Is a specific index designated as a reference benchmark to determine whether this financial product is aligned with the environmental and/or social characteristics that it promotes?

Reference benchmarks are indexes to measure whether the financial product attains the environmental or social characteristics that they promote.

No reference benchmark has been designated for the purpose of attaining the environmental or social characteristics promoted by the financial product.

- **How is the reference benchmark continuously aligned with each of the environmental or social characteristics promoted by the financial product?**

Not applicable

- **How is the alignment of the investment strategy with the methodology of the index ensured on a continuous basis?**

Not applicable

- **How does the designated index differ from a relevant broad market index?**

Not applicable

- **Where can the methodology used for the calculation of the designated index be found?**

Not applicable



Where can I find more product specific information online?

More product-specific information can be found on the website: <https://www.bnpparibas-am.com/> after choosing the relevant country and directly in the section 'Sustainability-related disclosures' dedicated to the product.

Template pre-contractual disclosure for the financial products referred to in Article 8, paragraphs 1, 2 and 2a, of Regulation (EU) 2019/2088 and Article 6, first paragraph, of Regulation (EU) 2020/852

Sustainable investment means an investment in an economic activity that contributes to an environmental or social objective, provided that the investment does not significantly harm any environmental or social objective and that the investee companies follow good governance practices.

The **EU Taxonomy** is a classification system laid down in Regulation (EU) 2020/852, establishing a list of **environmentally sustainable economic activities**. That Regulation does not lay down a list of socially sustainable economic activities. Sustainable investments with an environmental objective might be aligned with the Taxonomy or not.

Product name : **BNP PARIBAS FUNDS EUROPE CONVERTIBLE**

Legal Entity Identifier : 213800RJXD73H47ACG11

Environmental and/or social characteristics

Does this financial product have a sustainable investment objective?	
<input checked="" type="radio"/> <input type="radio"/> Yes	<input checked="" type="radio"/> <input type="radio"/> No
<input type="checkbox"/> It will make a minimum of sustainable investments with an environmental objective: ____%	<input checked="" type="checkbox"/> It promotes Environmental/Social (E/S) characteristics and while it does not have as its objective a sustainable investment, it will have a minimum proportion of 20% of sustainable investments
<input type="checkbox"/> in economic activities that qualify as environmentally sustainable under the EU Taxonomy	<input type="checkbox"/> with an environmental objective in economic activities that qualify as environmentally sustainable under the EU Taxonomy
<input type="checkbox"/> in economic activities that do not qualify as environmentally sustainable under the EU Taxonomy	<input checked="" type="checkbox"/> with an environmental objective in economic activities that do not qualify as environmentally sustainable under the EU Taxonomy
<input type="checkbox"/> It will make a minimum of sustainable investments with a social objective: ____%	<input checked="" type="checkbox"/> with a social objective
	<input type="checkbox"/> It promotes E/S characteristics, but will not make any sustainable investments



What environmental and/or social characteristics are promoted by this financial product?

The financial product promotes environmental and social characteristics by assessing underlying investments against Environmental, Social, and Governance (ESG) criteria using an ESG internal proprietary methodology, and by investing in issuers that demonstrate good environmental and social practices, while implementing robust corporate governance practices within their sector of activity.

The ESG performance of an issuer is evaluated against a combination of environmental, social and governance factors which include but are not limited to:

- Environmental: energy efficiency, reduction of emissions of greenhouse gases (GHG), treatment of waste

- Social: respect of human rights and workers' rights, human resources management (workers' health and safety, diversity)
- Governance: Board of Directors independence, managers' remuneration, respect of minority shareholders rights

The exclusion criteria are applied with regard to issuers that are in violation of international norms and convention, or operate in sensitive sectors as defined by the Responsible Business Conduct Policy (RBC Policy).

Furthermore, the investment manager promotes better environmental and social outcomes through engagement with issuers and the exercise of voting rights according to the Stewardship policy, where applicable.

No reference benchmark has been designated for the purpose of attaining the environmental or social characteristics promoted by the financial product.

Sustainability indicators measure how the environmental or social characteristics promoted by the financial product are attained.

● **What sustainability indicators are used to measure the attainment of each of the environmental or social characteristics promoted by this financial product?**

The following sustainability indicators are used to measure the attainment of the environmental and social characteristics promoted by the financial product:

- The percentage of the financial product's portfolio compliant with the RBC Policy
- The percentage of the financial product's portfolio covered by ESG analysis based on the ESG internal proprietary methodology
- The weighted average ESG score of the financial product's portfolio compared to the weighted average ESG score of its investment universe, as defined in the Prospectus
- The percentage of the financial product's portfolio invested in 'sustainable investments' as defined in Article 2 (17) of the SFDR regulation

● **What are the objectives of the sustainable investments that the financial product partially intends to make and how does the sustainable investment contribute to such objectives?**

The objectives of the sustainable investments made by the financial product are to finance companies that contribute to environmental and/or social objectives through their products and services, as well as their sustainable practices.

The internal methodology, as defined in the main part of the Prospectus, integrates several criteria into its definition of sustainable investments that are considered to be core components to qualify a company as sustainable. These criteria are complementary to each other. In practice, a company must meet at least one of the criteria described below in order to be considered as contributing to an environmental or social objective:

1. A company with an economic activity aligned with the EU Taxonomy objectives. A company can be qualified as sustainable investment in case it has more than 20% of its revenues aligned with the EU Taxonomy. A company qualifying as sustainable investment through this criteria can for example contribute to the following environmental objectives: sustainable forestry, environmental restoration, sustainable manufacturing, renewable energy, water supply, sewerage, waste management and remediation, sustainable transportation, sustainable buildings, sustainable information and technology, scientific research for sustainable development;
2. A company with an economic activity contributing to one or more United Nations Sustainable Development goals (UN SDG) targets. A company can be qualified as sustainable investment in case it has more than 20% of its revenues aligned with the SDGs and less than 20% of its revenues misaligned with the UN SDGs. A company qualifying as sustainable investment through this criteria can for example contribute to the following objectives:
 - a. Environmental: sustainable agriculture, sustainable management of water and sanitation, sustainable and modern energy, sustainable economic growth, sustainable infrastructure, sustainable cities, sustainable consumption and production patterns, fight against climate change, conservation and sustainable use of oceans, seas and marine resources, protection, restoration and sustainable use of

terrestrial ecosystems, sustainable management of forests, fight against desertification, land degradation and biodiversity loss;

b. Social: no poverty, zero hunger, food security, healthy lives and well-being at all ages, inclusive and equitable quality education and lifelong learning opportunities, gender equality, women and girls empowerment, availability of water and sanitation, access to affordable, reliable and modern energy, inclusive and sustainable economic growth, full and productive employment and decent work, resilient infrastructure, inclusive and sustainable industrialization, reduced inequality, inclusive, safe and resilient cities and human settlements, peaceful and inclusive societies, access to justice and effective, accountable and inclusive institutions, global partnership for sustainable development.

3. A company operating in a high GHG emission sector that is transitioning its business model to align with the objective of maintaining the global temperature rise below 1.5°C. A company qualifying as sustainable investment through this criteria can for example contribute to the following environmental objectives: GHG emissions reduction, fight against climate change;

4. A company with best-in-class environmental or social practices compared to its peers within the relevant sector and geographical region. The E or S best performer assessment is based on the BNPP AM ESG scoring methodology. The methodology scores companies and assesses them against a peer group comprising companies in comparable sectors and geographical regions. A company with a contribution score above 10 on the Environmental or Social pillar qualifies as best performer. A company qualifying as sustainable investment through this criteria can for example contribute to the following objectives:

a. Environmental: fight against climate change, environmental risk management, sustainable management of natural resources, waste management, water management, GHG emissions reduction, renewable energy, sustainable agriculture, green infrastructure;

b. Social: health and safety, human capital management, good external stakeholder management (supply chain, contractors, data), business ethics preparedness, good corporate governance.

Green bonds, social bonds and sustainability bonds issued to support specific environmental and/or social projects are also qualified as sustainable investments provided that these debt securities receive an investment recommendation 'POSITIVE' or 'NEUTRAL' from the Sustainability Center following the issuer and underlying project assessment based on a proprietary Green/Social/Sustainability Bond Assessment methodology.

Companies identified as a sustainable investment should not significantly harm any other environmental or social objectives (the Do No Significant Harm 'DNSH' principle) and should follow good governance practices. BNP Paribas Asset Management (BNPP AM) uses its proprietary methodology to assess all companies against these requirements.

More information on the internal methodology can be found on the website of the investment manager: <https://docfinder.bnpparibas-am.com/api/files/14787511-CB33-49FC-B9B5-7E934948BE63>

● **How do the sustainable investments that the financial product partially intends to make, not cause significant harm to any environmental or social sustainable investment objective?**

Sustainable investments that the product partially intends to make should not significantly harm any environmental or social objective (DNSH Principle). In this respect, the investment manager commits to consider principal adverse impacts on sustainability factors by taking into account indicators for adverse impacts as defined in SFDR, and to not invest in companies that do not meet their fundamental obligations in line with the OECD Guidelines and the UN Guiding Principles on Business and Human Rights.

How have the indicators for adverse impacts on sustainability factors been taken into account?

The investment manager ensures that throughout its investment process, the financial product takes into all the account principal all the adverse impact indicators that are relevant to its investment strategy to select the sustainable investments that the financial product partially intends to make by systematically implementing the sustainable investment pillars defined in

Principal adverse impacts are the most significant negative impacts of investment decisions on sustainability factors relating to environmental, social and employee matters, respect for human rights, anti-corruption and anti-bribery matters.



the BNP Paribas Asset Management Global Sustainability Strategy (GSS) into its investment process : RBC policy, ESG integration guidelines, Stewardship, the forward-looking vision the '3Es' (Energy transition, Environmental sustainability, Equality & Inclusive Growth).

The RBC policy establishes a common framework across investments and economic activities that help identify industries and behaviours presenting a high risk of adverse impacts in violation of international norms. As part of the RBC Policy, sector policies provide a tailored approach to identify and prioritize principal adverse impacts based on the nature of the economic activity, and in many cases, the geography in which these economic activities take place.

The ESG Integration Guidelines includes a series of commitments, which are material to consideration of principal adverse sustainability impacts, and guides the internal ESG integration process. The proprietary ESG scoring framework includes an assessment of a number of adverse sustainability impacts caused by companies in which we invest. Outcome of this assessment may impact the valuation models as well as the portfolio construction depending on the severity and materiality of adverse impacts identified.

Thus, the Investment Manager considers principal adverse sustainability impacts throughout the investment process through the use of the internal ESG scores and construction of the portfolio with an improved ESG profile compared to its investment universe.

The Forward-looking perspective defines a set of objectives and developed performance indicators to measure how the researches, portfolios and commitments are aligned on three issues, the '3Es' (Energy transition, Environmental sustainability, Equality & inclusive growth) and thus support investment processes.

Furthermore, the Stewardship team regularly identifies adverse impacts through ongoing research, collaboration with other long-term investors, and dialogue with NGOs and other experts.

As regards the sustainable investments that the financial product intends to make, the following principal adverse sustainability impacts are taken into account:

Corporate mandatory indicators:

1. GreenHouse Gas (GHG) Emissions
2. Carbon footprint
3. GHG intensity of investee companies
4. Exposure to companies active in the fossil fuel sector
5. Share of non-renewable energy consumption and production
6. Energy consumption intensity per high impact climate sector
7. Activities negatively affecting biodiversity sensitive areas
8. Emissions to water
9. Hazardous waste ratio
10. Violations of UN Global Compact principles and Organisation for Economic Cooperation and Development (OECD) Guidelines for Multinational Enterprises
11. Lack of processes and compliance mechanisms to monitor compliance with UN Global Compact principles and OECD Guidelines for Multinational Enterprises
12. Unadjusted gender pay gap
13. Board gender diversity
14. Exposure to controversial weapons (anti-personnel mines, cluster munitions, chemical weapons and biological weapons)

Corporate voluntary indicators:

Environment

4. Investments in companies without carbon emission reduction initiatives

Social

4. Lack of a supplier code of conduct
9. Lack of a human rights policy

Sovereign mandatory indicator:

15. GHG intensity
16. Investee countries subject to social violations

More detailed information on the manner in which principal adverse impacts on sustainability factors are considered can be found in the BNP PARIBAS ASSET MANAGEMENT SFDR disclosure statement:

<https://docfinder.bnpparibas-am.com/api/files/874ADAE2-3EE7-4AD4-B0ED-84FC06E090BF>

In addition, information on how the principal adverse impacts on sustainability factors have been considered over the year will be available in the annual report of the financial product.

How are the sustainable investments aligned with the OECD Guidelines for Multinational Enterprises and the UN Guiding Principles on Business and Human Rights?

The investment universe of the financial product is periodically screened with a view to identify issuers that are potentially in violation or at risk of violation of the UN Global Compact Principles, OECD Guidelines for Multinational Enterprises and UN Guiding Principles on Business & Human Rights, including the principles and rights set out in the eight fundamental conventions identified in the Declaration of the International Labour Organisation on Fundamental Principles and Rights at Work and the International Bill of Human Rights. This assessment is conducted within the BNPP AM Sustainability Centre on the basis of internal analysis and information provided by external experts, and in consultation with BNP Paribas Group CSR Team. If an issuer is found to be in serious and repeated violations of any of the principles, it will be placed on an 'exclusion list' and will not be available for investment. Existing investments should be divested from the portfolio according to an internal procedure. If an issuer is at risk of violating any of the principles, it is placed on a 'watch list' monitored, as appropriate.

The EU Taxonomy sets out a 'do not significant harm' principle by which Taxonomy-aligned investments should not significantly harm EU Taxonomy objectives and is accompanied by specific EU criteria.

The 'do no significant harm' principle applies only to those investments underlying the financial product that take into account the EU criteria for environmentally sustainable economic activities. The investments underlying the remaining portion of this financial product do not take into account the EU criteria for environmentally sustainable economic activities.

Any other sustainable investments must also not significantly harm any environmental or social objectives.



Does this financial product consider principal adverse impacts on sustainability factors?

Yes

The product considers principal adverse impacts on sustainability factors by systematically implementing the sustainable investment pillars defined in the GSS into its investment process. These pillars are covered by firm-wide policies that set criteria to identify, consider and prioritise as well as address or mitigate adverse sustainability impacts caused by issuers.

The RBC policy establishes a common framework across investments and economic activities that help identify industries and behaviours presenting a high risk of adverse impacts in violation of international norms. As part of the RBC Policy, sector policies provide a tailored approach to identify and prioritize principal adverse impacts based on the nature of the economic activity, and in many cases, the geography in which these economic activities take place.

The ESG Integration Guidelines includes a series of commitments, which are material to consideration of principal adverse sustainability impacts, and guides the internal ESG integration process. The proprietary ESG scoring framework includes an assessment of a number of adverse sustainability impacts caused by companies in which we invest. Outcome of this assessment may impact the valuation models as well as the portfolio construction depending on the severity and materiality of adverse impacts identified.

Thus, the Investment Manager considers principal adverse sustainability impacts throughout the investment process through the use of the internal ESG scores and construction of the portfolio with an improved ESG profile compared to its investment universe.

The Forward-looking perspective defines a set of objectives and developed performance indicators to measure how the researches, portfolios and commitments are aligned on three issues, the '3Es' (Energy transition, Environmental sustainability, Equality & inclusive growth) and thus support investment processes.

Furthermore, the Stewardship team regularly identifies adverse impacts through ongoing research, collaboration with other long-term investors, and dialogue with NGOs and other experts.

Actions to address or mitigate principal adverse sustainability impacts depend on the severity and materiality of these impacts. These actions are guided by the RBC Policy, ESG Integration Guidelines, and Engagement and Voting Policy which include the following provisions :

- Exclusion of issuers that are in violation of international norms and conventions and issuers that are involved in activities presenting an unacceptable risk to society and/or the environment
- Engagement with issuers with the aim of encouraging them to improve their environmental, social and governance practices and, thus, mitigate potential adverse impacts
- In case of equity holdings, voting at Annual General Meetings of companies the portfolio is invested in to promote good governance and advance environmental and social issues
- Ensuring all securities included in the portfolio have supportive ESG research
- Managing portfolios so that their aggregate ESG score is better than the relevant benchmark or universe

Based on the above approach, and depending on the composition of the financial product's portfolio (i.e. the type of issuer), the financial product considers and addresses or mitigates the following principal adverse sustainability impacts:

Corporate mandatory indicators:

1. GreenHouse Gas (GHG) Emissions
2. Carbon footprint
3. GHG intensity of investee companies
4. Exposure to companies active in the fossil fuel sector
5. Share of non-renewable energy consumption and production
6. Energy consumption intensity per high impact climate sector



7. Activities negatively affecting biodiversity sensitive areas
8. Emissions to water
9. Hazardous waste ratio
10. Violations of UN Global Compact principles and Organisation for Economic Cooperation and Development (OECD) Guidelines for Multinational Enterprises
11. Lack of processes and compliance mechanisms to monitor compliance with UN Global Compact principles and OECD Guidelines for Multinational Enterprises
12. Unadjusted gender pay gap
13. Board gender diversity
14. Exposure to controversial weapons (anti-personnel mines, cluster munitions, chemical weapons and biological weapons)

Corporate voluntary indicators:

Environment

4. Investments in companies without carbon emission reduction initiatives

Social

4. Lack of a supplier code of conduct
9. Lack of a human rights policy

Sovereign mandatory indicator:

15. GHG intensity
16. Investee countries subject to social violations

More detailed information on the manner in which principal adverse impacts on sustainability factors are considered can be found in the BNP PARIBAS ASSET MANAGEMENT SFDR disclosure statement: <https://docfinder.bnpparibas-am.com/api/files/874ADAE2-3EE7-4AD4-BOED-84FC06E090BF>
In addition, information on how the principal adverse impacts on sustainability factors have been considered over the year will be available in the annual report of the financial product.

No



What investment strategy does this financial product follow?

The investment strategy guides investment decisions based on factors such as investment objectives and risk tolerance.

To achieve the investment objective of the financial product, the investment manager takes into account at each step of its investment process the Environmental, Social and Governance (ESG) criteria that the financial product promotes.

The investment universe of the financial product is thoroughly screened with a view to identify issuers that are in violation of the UN Global Compact Principles, OECD Guidelines for Multinational Enterprises and UN Guiding Principles on Business & Human Rights.

Then the Investment Manager integrates ESG ratings and criteria into the assessment of issuers. ESG ratings are built by BNP Paribas Asset Management's Sustainability Centre using a proprietary ESG methodology.

The investment manager constantly integrates the binding elements of the investment strategy described in the question below to construct an investment portfolio with an improved ESG profile compared to its investment universe.

Environmental, social and governance (ESG) criteria contribute to, but are not a determining factor in, the manager's decision-making.

The elements of the investment strategy to attain the environmental or social characteristics promoted by this financial product as described below are systematically integrated throughout the investment process.

- **What are the binding elements of the investment strategy used to select the investments to attain each of the environmental or social characteristics promoted by this financial product?**

- The financial product shall comply with the RBC Policy by excluding companies involved in controversies due to poor practices related to human and labor rights, environment, and corruption, as well as



companies operating in sensitive sectors (tobacco, coal, controversial weapons, asbestos,...), as these companies are deemed to be in violation of international norms, or to cause unacceptable harm to society and/or the environment.

More information on the RBC Policy, and in particular criteria relating to sectoral exclusions, can be found on the website of the investment manager: Sustainability documents - BNPP AM Corporate English (<https://www.bnpparibas-am.com/sustainability-documents/>)

- The financial product shall have the weighted average ESG score of its portfolio higher than the weighted average ESG score of its investment universe, as defined in the Prospectus

- The financial product shall have at least 90% of its assets (excluding ancillary liquid assets) covered by the ESG analysis based on the ESG internal proprietary methodology

- The financial product shall invest at least 20% of its assets in 'sustainable investments' as defined in Article 2 (17) of the SFDR regulation. Criteria to qualify an investment as 'sustainable investment' are indicated in the above question 'What are the objectives of the sustainable investments that the financial product partially intends to make and does the sustainable investments contribute to such objectives' and the quantitative and qualitative thresholds are mentioned in the main part of the Prospectus

● What is the committed minimum rate to reduce the scope of the investments considered prior to the application of that investment strategy?

The financial product does not commit to a reduction of the scope of investments prior to the application of its investment strategy.

● What is the policy to assess good governance practices of the investee companies?

The ESG scoring framework assesses corporate governance through a core set of standard key performance indicators for all sectors supplemented by sector specific metrics. The governance metrics and indicators to assess good governance practices such as sound management structures, employee relations, remuneration of staff and tax compliance include but are not limited to:

- Separation of power (e.g. Split CEO/Chair)
- Board diversity
- Executive pay (remuneration policy)
- Board Independence, and key committees independence
- Accountability of directors
- Financial expertise of the Audit Committee
- Respect of shareholders rights and absence of antitakeover devices
- The presence of appropriate policies (i.e. Bribery and corruption, whistleblower)
- Tax disclosure
- An assessment of prior negative incidents relating to governance

The ESG analysis goes beyond the framework to look at a more qualitative assessment of how the insights from our ESG model are reflected in the culture and operations of investee companies. In some cases, the ESG analysts will conduct due diligence meetings to better understand the company's approach to corporate governance.

Good governance practices include sound management structures, employee relations, remuneration of staff and tax compliance.



What is the asset allocation planned for this financial product?

Asset allocation describes the share of investments in specific assets.

At least 70% of the investments of the financial product will be used to meet the environmental or social characteristics promoted, in accordance with the binding elements of the investment strategy of the financial product.

For the avoidance of doubt, such a proportion is solely a minimum and the exact percentage of the investments of the financial product that attained the promoted environmental or social characteristics will be available in the annual report.

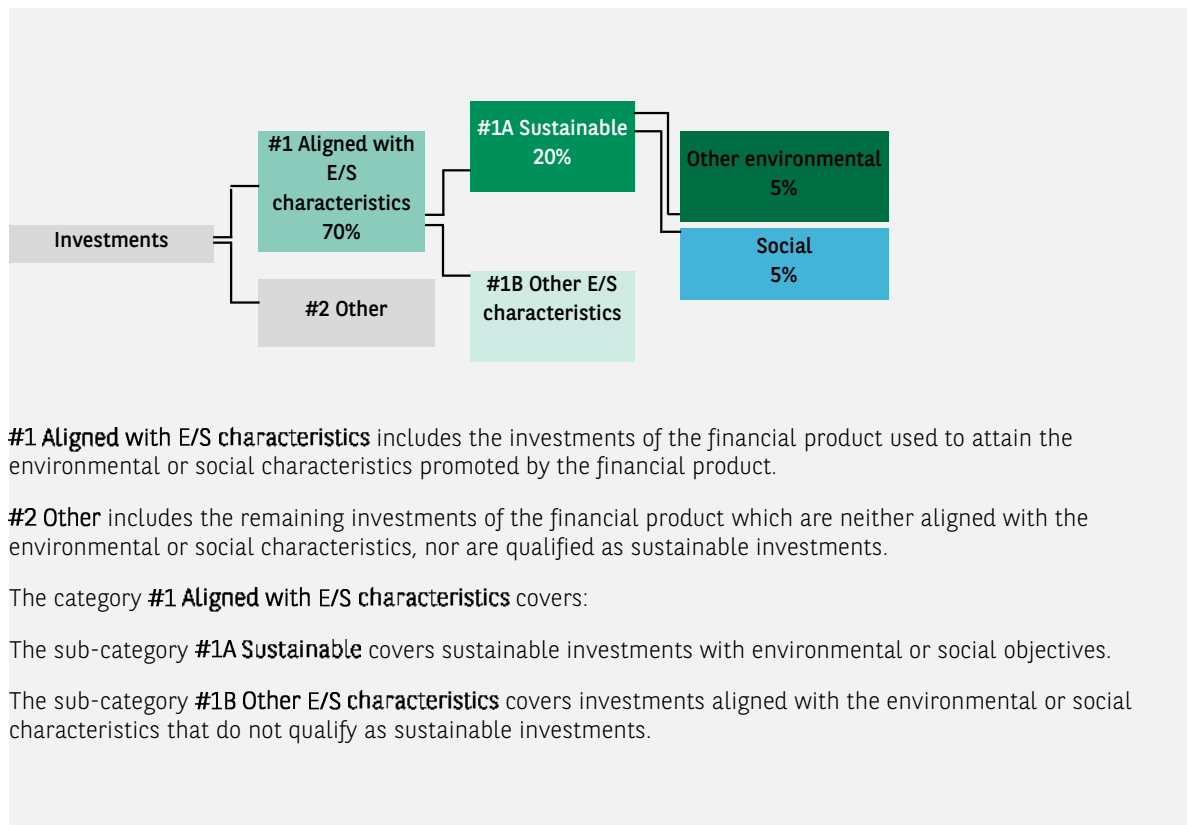
The minimum proportion of sustainable investments of the financial product is 20%.

The remaining proportion of the investments is mainly used as described under the question: "What investments are included under "#2 Other", what is their purpose and are there any minimum environmental or social safeguards?"

Taxonomy-aligned activities are expressed as a share of:



- **turnover** reflecting the share of revenue from green activities of investee companies.
 - **capital expenditure** (CapEx) showing the green investments made by investee companies, e.g. for a transition to a green economy.
 - **operational expenditure** (OpEx) reflecting green operational activities of investee companies.



● **How does the use of derivatives attain the environmental or social characteristics promoted by the financial product?**

Financial derivative instruments may be used for efficient portfolio management, hedging and/or investment purposes, if applicable. These instruments are not used to attain the environmental or social characteristics promoted by the product.



To what minimum extent are sustainable investments with an environmental objective aligned with the EU Taxonomy?

Not applicable

● **Does the financial product invest in fossil gas and/or nuclear energy related activities that comply with the EU Taxonomy¹?**

Yes

In fossil gas In Nuclear Energy

No

¹ - Fossil gas and/or nuclear related activities will only comply with the EU Taxonomy where they contribute to limiting climate change ("climate change mitigation") and do not significantly harm any EU Taxonomy objective - see explanatory note in the left hand margin. The full criteria for fossil gas and nuclear energy economic activities that comply with the EU Taxonomy are laid down in Commission Delegated Regulation (EU) 2022/1214.

To comply with the EU Taxonomy, the criteria for **fossil gas** include limitations on emissions and switching to renewable power or low-carbon fuels by the end of 2035. For **nuclear energy**, the criteria include comprehensive safety and waste management rules



Enabling activities directly enable other activities to make a substantial contribution to an environmental objective. **Transitional activities** are activities for which low-carbon alternatives are not yet available and among others have greenhouse gas emission levels corresponding to the best performance.

The two graphs below show in green the minimum percentage of investments that are aligned with the EU Taxonomy. As there is no appropriate methodology to determine the Taxonomy-alignment of sovereign bonds*, the first graph shows the Taxonomy-alignment in relation to all the investments of the financial product including sovereign bonds, while the second graph shows the Taxonomy-alignment only in relation to the investments of the financial product other than sovereign bonds.



* For the purpose of these graphs, 'sovereign bonds' consist of all sovereign exposures

● **What is the minimum share of investments in transitional and enabling activities?**

Not applicable

are sustainable investments with an environmental objective that **do not take into account the criteria** for environmentally sustainable economic activities under the EU Taxonomy.

● **What is the minimum share of sustainable investments with an environmental objective that are not aligned with the EU Taxonomy?**

The minimum share of sustainable investments with an environmental objective that are not aligned with the EU Taxonomy is 5%.

The minimum share is intentionally low as the objective of the investment manager is not to prevent the product from investing in taxonomy-aligned activities within the framework of the investment strategy of the product.

The Management Company is improving its Taxonomy-alignment data collection to ensure the accuracy and suitability of its Taxonomy sustainability-related disclosures. In the meantime, the financial product will invest in sustainable investments with an environmental objective that are not aligned with the EU Taxonomy.

● **What is the minimum share of socially sustainable investments?**

The minimum share of socially sustainable investments within the financial product is 5%.

● **What investments are included under '#2 Other', what is their purpose and are there any minimum environmental or social safeguards?**

The remaining proportion of the investments may include :

- The proportion of assets that are not used to meet the environmental or social characteristics promoted by the financial product. These assets are used for investment purposes, or
- Instruments which are mainly used for liquidity, efficient portfolio management, and/or hedging purposes, notably cash, deposits and derivatives

In any case, the investment manager will ensure that those investments are made while maintaining the

improvement of the ESG profile of the financial product. In addition, those investments are made in compliance with our internal processes, including the following minimum environmental or social safeguards:

- The risk management policy. The risk management policy comprises procedures as are necessary to enable the management company to assess for each financial product it manages the exposure of that product to market, liquidity, sustainability and counterparty risks. And

- The RBC policy, where applicable, through the exclusion of companies involved in controversies due to poor practices related to human and labour rights, environment, and corruption, as well as companies operating in sensitive sectors (tobacco, coal, controversial weapons, asbestos,...), as these companies are deemed to be in violation of international norms, or to cause unacceptable harm to society and/or the environment



Is a specific index designated as a reference benchmark to determine whether this financial product is aligned with the environmental and/or social characteristics that it promotes?

Reference benchmarks are indexes to measure whether the financial product attains the environmental or social characteristics that they promote.

No reference benchmark has been designated for the purpose of attaining the environmental or social characteristics promoted by the financial product.

- **How is the reference benchmark continuously aligned with each of the environmental or social characteristics promoted by the financial product?**

Not applicable

- **How is the alignment of the investment strategy with the methodology of the index ensured on a continuous basis?**

Not applicable

- **How does the designated index differ from a relevant broad market index?**

Not applicable

- **Where can the methodology used for the calculation of the designated index be found?**

Not applicable



Where can I find more product specific information online?

More product-specific information can be found on the website: <https://www.bnpparibas-am.com/> after choosing the relevant country and directly in the section 'Sustainability-related disclosures' dedicated to the product.

Template pre-contractual disclosure for the financial products referred to in Article 8, paragraphs 1, 2 and 2a, of Regulation (EU) 2019/2088 and Article 6, first paragraph, of Regulation (EU) 2020/852

Sustainable investment means an investment in an economic activity that contributes to an environmental or social objective, provided that the investment does not significantly harm any environmental or social objective and that the investee companies follow good governance practices.

The **EU Taxonomy** is a classification system laid down in Regulation (EU) 2020/852, establishing a list of **environmentally sustainable economic activities**. That Regulation does not lay down a list of socially sustainable economic activities. Sustainable investments with an environmental objective might be aligned with the Taxonomy or not.

Product name : **BNP PARIBAS FUNDS EUROPE EQUITY**

Legal Entity Identifier : 213800QR2HMXARPGFK67

Environmental and/or social characteristics

Does this financial product have a sustainable investment objective?	
<input checked="" type="radio"/> <input type="radio"/> Yes	<input checked="" type="radio"/> <input type="radio"/> No
<input type="checkbox"/> It will make a minimum of sustainable investments with an environmental objective: ____%	<input checked="" type="checkbox"/> It promotes Environmental/Social (E/S) characteristics and while it does not have as its objective a sustainable investment, it will have a minimum proportion of 45% of sustainable investments
<input type="checkbox"/> in economic activities that qualify as environmentally sustainable under the EU Taxonomy	<input type="checkbox"/> with an environmental objective in economic activities that qualify as environmentally sustainable under the EU Taxonomy
<input type="checkbox"/> in economic activities that do not qualify as environmentally sustainable under the EU Taxonomy	<input checked="" type="checkbox"/> with an environmental objective in economic activities that do not qualify as environmentally sustainable under the EU Taxonomy
<input type="checkbox"/> It will make a minimum of sustainable investments with a social objective: ____%	<input checked="" type="checkbox"/> with a social objective
	<input type="checkbox"/> It promotes E/S characteristics, but will not make any sustainable investments



What environmental and/or social characteristics are promoted by this financial product?

The financial product promotes environmental and social characteristics by assessing underlying investments against Environmental, Social, and Governance (ESG) criteria using an ESG internal proprietary methodology, and by investing in issuers that demonstrate good environmental and social practices, while implementing robust corporate governance practices within their sector of activity.

The ESG performance of an issuer is evaluated against a combination of environmental, social and governance factors which include but are not limited to:

- Environmental: energy efficiency, reduction of emissions of greenhouse gases (GHG), treatment of waste

- Social: respect of human rights and workers' rights, human resources management (workers' health and safety, diversity)
- Governance: Board of Directors independence, managers' remuneration, respect of minority shareholders rights

The exclusion criteria are applied with regard to issuers that are in violation of international norms and convention, or operate in sensitive sectors as defined by the Responsible Business Conduct Policy (RBC Policy).

Furthermore, the investment manager promotes better environmental and social outcomes through engagement with issuers and the exercise of voting rights according to the Stewardship policy, where applicable.

No reference benchmark has been designated for the purpose of attaining the environmental or social characteristics promoted by the financial product.

Sustainability indicators measure how the environmental or social characteristics promoted by the financial product are attained.

● **What sustainability indicators are used to measure the attainment of each of the environmental or social characteristics promoted by this financial product?**

The following sustainability indicators are used to measure the attainment of the environmental and social characteristics promoted by the financial product:

- The percentage of the financial product's portfolio compliant with the RBC Policy
- The percentage of the financial product's portfolio covered by ESG analysis based on the ESG internal proprietary methodology
- The weighted average ESG score of the financial product's portfolio compared to the weighted average ESG score of its investment universe, as defined in the Prospectus
- The percentage of the financial product's portfolio invested in 'sustainable investments' as defined in Article 2 (17) of the SFDR regulation

● **What are the objectives of the sustainable investments that the financial product partially intends to make and how does the sustainable investment contribute to such objectives?**

The objectives of the sustainable investments made by the financial product are to finance companies that contribute to environmental and/or social objectives through their products and services, as well as their sustainable practices.

The internal methodology, as defined in the main part of the Prospectus, integrates several criteria into its definition of sustainable investments that are considered to be core components to qualify a company as sustainable. These criteria are complementary to each other. In practice, a company must meet at least one of the criteria described below in order to be considered as contributing to an environmental or social objective:

1. A company with an economic activity aligned with the EU Taxonomy objectives. A company can be qualified as sustainable investment in case it has more than 20% of its revenues aligned with the EU Taxonomy. A company qualifying as sustainable investment through this criteria can for example contribute to the following environmental objectives: sustainable forestry, environmental restoration, sustainable manufacturing, renewable energy, water supply, sewerage, waste management and remediation, sustainable transportation, sustainable buildings, sustainable information and technology, scientific research for sustainable development;
2. A company with an economic activity contributing to one or more United Nations Sustainable Development goals (UN SDG) targets. A company can be qualified as sustainable investment in case it has more than 20% of its revenues aligned with the SDGs and less than 20% of its revenues misaligned with the UN SDGs. A company qualifying as sustainable investment through this criteria can for example contribute to the following objectives:
 - a. Environmental: sustainable agriculture, sustainable management of water and sanitation, sustainable and modern energy, sustainable economic growth, sustainable infrastructure, sustainable cities, sustainable consumption and production patterns, fight against climate change, conservation and sustainable use of oceans, seas and marine resources, protection, restoration and sustainable use of

terrestrial ecosystems, sustainable management of forests, fight against desertification, land degradation and biodiversity loss;

b. Social: no poverty, zero hunger, food security, healthy lives and well-being at all ages, inclusive and equitable quality education and lifelong learning opportunities, gender equality, women and girls empowerment, availability of water and sanitation, access to affordable, reliable and modern energy, inclusive and sustainable economic growth, full and productive employment and decent work, resilient infrastructure, inclusive and sustainable industrialization, reduced inequality, inclusive, safe and resilient cities and human settlements, peaceful and inclusive societies, access to justice and effective, accountable and inclusive institutions, global partnership for sustainable development.

3. A company operating in a high GHG emission sector that is transitioning its business model to align with the objective of maintaining the global temperature rise below 1.5°C. A company qualifying as sustainable investment through this criteria can for example contribute to the following environmental objectives: GHG emissions reduction, fight against climate change;

4. A company with best-in-class environmental or social practices compared to its peers within the relevant sector and geographical region. The E or S best performer assessment is based on the BNPP AM ESG scoring methodology. The methodology scores companies and assesses them against a peer group comprising companies in comparable sectors and geographical regions. A company with a contribution score above 10 on the Environmental or Social pillar qualifies as best performer. A company qualifying as sustainable investment through this criteria can for example contribute to the following objectives:

a. Environmental: fight against climate change, environmental risk management, sustainable management of natural resources, waste management, water management, GHG emissions reduction, renewable energy, sustainable agriculture, green infrastructure;

b. Social: health and safety, human capital management, good external stakeholder management (supply chain, contractors, data), business ethics preparedness, good corporate governance.

Green bonds, social bonds and sustainability bonds issued to support specific environmental and/or social projects are also qualified as sustainable investments provided that these debt securities receive an investment recommendation 'POSITIVE' or 'NEUTRAL' from the Sustainability Center following the issuer and underlying project assessment based on a proprietary Green/Social/Sustainability Bond Assessment methodology.

Companies identified as a sustainable investment should not significantly harm any other environmental or social objectives (the Do No Significant Harm 'DNSH' principle) and should follow good governance practices. BNP Paribas Asset Management (BNPP AM) uses its proprietary methodology to assess all companies against these requirements.

More information on the internal methodology can be found on the website of the investment manager: <https://docfinder.bnpparibas-am.com/api/files/14787511-CB33-49FC-B9B5-7E934948BE63>

● **How do the sustainable investments that the financial product partially intends to make, not cause significant harm to any environmental or social sustainable investment objective?**

Sustainable investments that the product partially intends to make should not significantly harm any environmental or social objective (DNSH Principle). In this respect, the investment manager commits to consider principal adverse impacts on sustainability factors by taking into account indicators for adverse impacts as defined in SFDR, and to not invest in companies that do not meet their fundamental obligations in line with the OECD Guidelines and the UN Guiding Principles on Business and Human Rights.

How have the indicators for adverse impacts on sustainability factors been taken into account?

The investment manager ensures that throughout its investment process, the financial product takes into all the account principal all the adverse impact indicators that are relevant to its investment strategy to select the sustainable investments that the financial product partially intends to make by systematically implementing the sustainable investment pillars defined in

Principal adverse impacts are the most significant negative impacts of investment decisions on sustainability factors relating to environmental, social and employee matters, respect for human rights, anti-corruption and anti-bribery matters.



the BNP Paribas Asset Management Global Sustainability Strategy (GSS) into its investment process : RBC policy, ESG integration guidelines, Stewardship, the forward-looking vision the '3Es' (Energy transition, Environmental sustainability, Equality & Inclusive Growth).

The RBC policy establishes a common framework across investments and economic activities that help identify industries and behaviours presenting a high risk of adverse impacts in violation of international norms. As part of the RBC Policy, sector policies provide a tailored approach to identify and prioritize principal adverse impacts based on the nature of the economic activity, and in many cases, the geography in which these economic activities take place.

The ESG Integration Guidelines includes a series of commitments, which are material to consideration of principal adverse sustainability impacts, and guides the internal ESG integration process. The proprietary ESG scoring framework includes an assessment of a number of adverse sustainability impacts caused by companies in which we invest. Outcome of this assessment may impact the valuation models as well as the portfolio construction depending on the severity and materiality of adverse impacts identified.

Thus, the Investment Manager considers principal adverse sustainability impacts throughout the investment process through the use of the internal ESG scores and construction of the portfolio with an improved ESG profile compared to its investment universe.

The Forward-looking perspective defines a set of objectives and developed performance indicators to measure how the researches, portfolios and commitments are aligned on three issues, the '3Es' (Energy transition, Environmental sustainability, Equality & inclusive growth) and thus support investment processes.

Furthermore, the Stewardship team regularly identifies adverse impacts through ongoing research, collaboration with other long-term investors, and dialogue with NGOs and other experts.

As regards the sustainable investments that the financial product intends to make, the following principal adverse sustainability impacts are taken into account:

Corporate mandatory indicators:

1. GreenHouse Gas (GHG) Emissions
2. Carbon footprint
3. GHG intensity of investee companies
4. Exposure to companies active in the fossil fuel sector
5. Share of non-renewable energy consumption and production
6. Energy consumption intensity per high impact climate sector
7. Activities negatively affecting biodiversity sensitive areas
8. Emissions to water
9. Hazardous waste ratio
10. Violations of UN Global Compact principles and Organisation for Economic Cooperation and Development (OECD) Guidelines for Multinational Enterprises
11. Lack of processes and compliance mechanisms to monitor compliance with UN Global Compact principles and OECD Guidelines for Multinational Enterprises
12. Unadjusted gender pay gap
13. Board gender diversity
14. Exposure to controversial weapons (anti-personnel mines, cluster munitions, chemical weapons and biological weapons)

Corporate voluntary indicators:

Environment

4. Investments in companies without carbon emission reduction initiatives

Social

4. Lack of a supplier code of conduct
9. Lack of a human rights policy

Sovereign mandatory indicator:

15. GHG intensity
16. Investee countries subject to social violations

More detailed information on the manner in which principal adverse impacts on sustainability factors are considered can be found in the BNP PARIBAS ASSET MANAGEMENT SFDR disclosure statement:

<https://docfinder.bnpparibas-am.com/api/files/874ADAE2-3EE7-4AD4-B0ED-84FC06E090BF>

In addition, information on how the principal adverse impacts on sustainability factors have been considered over the year will be available in the annual report of the financial product.

How are the sustainable investments aligned with the OECD Guidelines for Multinational Enterprises and the UN Guiding Principles on Business and Human Rights?

The investment universe of the financial product is periodically screened with a view to identify issuers that are potentially in violation or at risk of violation of the UN Global Compact Principles, OECD Guidelines for Multinational Enterprises and UN Guiding Principles on Business & Human Rights, including the principles and rights set out in the eight fundamental conventions identified in the Declaration of the International Labour Organisation on Fundamental Principles and Rights at Work and the International Bill of Human Rights. This assessment is conducted within the BNPP AM Sustainability Centre on the basis of internal analysis and information provided by external experts, and in consultation with BNP Paribas Group CSR Team. If an issuer is found to be in serious and repeated violations of any of the principles, it will be placed on an 'exclusion list' and will not be available for investment. Existing investments should be divested from the portfolio according to an internal procedure. If an issuer is at risk of violating any of the principles, it is placed on a 'watch list' monitored, as appropriate.

The EU Taxonomy sets out a 'do not significant harm' principle by which Taxonomy-aligned investments should not significantly harm EU Taxonomy objectives and is accompanied by specific EU criteria.

The 'do no significant harm' principle applies only to those investments underlying the financial product that take into account the EU criteria for environmentally sustainable economic activities. The investments underlying the remaining portion of this financial product do not take into account the EU criteria for environmentally sustainable economic activities.

Any other sustainable investments must also not significantly harm any environmental or social objectives.



Does this financial product consider principal adverse impacts on sustainability factors?

Yes

The product considers principal adverse impacts on sustainability factors by systematically implementing the sustainable investment pillars defined in the GSS into its investment process. These pillars are covered by firm-wide policies that set criteria to identify, consider and prioritise as well as address or mitigate adverse sustainability impacts caused by issuers.

The RBC policy establishes a common framework across investments and economic activities that help identify industries and behaviours presenting a high risk of adverse impacts in violation of international norms. As part of the RBC Policy, sector policies provide a tailored approach to identify and prioritize principal adverse impacts based on the nature of the economic activity, and in many cases, the geography in which these economic activities take place.

The ESG Integration Guidelines includes a series of commitments, which are material to consideration of principal adverse sustainability impacts, and guides the internal ESG integration process. The proprietary ESG scoring framework includes an assessment of a number of adverse sustainability impacts caused by companies in which we invest. Outcome of this assessment may impact the valuation models as well as the portfolio construction depending on the severity and materiality of adverse impacts identified.

Thus, the Investment Manager considers principal adverse sustainability impacts throughout the investment process through the use of the internal ESG scores and construction of the portfolio with an improved ESG profile compared to its investment universe.

The Forward-looking perspective defines a set of objectives and developed performance indicators to measure how the researches, portfolios and commitments are aligned on three issues, the '3Es' (Energy transition, Environmental sustainability, Equality & inclusive growth) and thus support investment processes.

Furthermore, the Stewardship team regularly identifies adverse impacts through ongoing research, collaboration with other long-term investors, and dialogue with NGOs and other experts.

Actions to address or mitigate principal adverse sustainability impacts depend on the severity and materiality of these impacts. These actions are guided by the RBC Policy, ESG Integration Guidelines, and Engagement and Voting Policy which include the following provisions :

- Exclusion of issuers that are in violation of international norms and conventions and issuers that are involved in activities presenting an unacceptable risk to society and/or the environment
- Engagement with issuers with the aim of encouraging them to improve their environmental, social and governance practices and, thus, mitigate potential adverse impacts
- In case of equity holdings, voting at Annual General Meetings of companies the portfolio is invested in to promote good governance and advance environmental and social issues
- Ensuring all securities included in the portfolio have supportive ESG research
- Managing portfolios so that their aggregate ESG score is better than the relevant benchmark or universe

Based on the above approach, and depending on the composition of the financial product's portfolio (i.e. the type of issuer), the financial product considers and addresses or mitigates the following principal adverse sustainability impacts:

Corporate mandatory indicators:

1. GreenHouse Gas (GHG) Emissions
2. Carbon footprint
3. GHG intensity of investee companies
4. Exposure to companies active in the fossil fuel sector
5. Share of non-renewable energy consumption and production
6. Energy consumption intensity per high impact climate sector



7. Activities negatively affecting biodiversity sensitive areas
8. Emissions to water
9. Hazardous waste ratio
10. Violations of UN Global Compact principles and Organisation for Economic Cooperation and Development (OECD) Guidelines for Multinational Enterprises
11. Lack of processes and compliance mechanisms to monitor compliance with UN Global Compact principles and OECD Guidelines for Multinational Enterprises
12. Unadjusted gender pay gap
13. Board gender diversity
14. Exposure to controversial weapons (anti-personnel mines, cluster munitions, chemical weapons and biological weapons)

Corporate voluntary indicators:

Environment

4. Investments in companies without carbon emission reduction initiatives

Social

4. Lack of a supplier code of conduct
9. Lack of a human rights policy

Sovereign mandatory indicator:

15. GHG intensity
16. Investee countries subject to social violations

More detailed information on the manner in which principal adverse impacts on sustainability factors are considered can be found in the BNP PARIBAS ASSET MANAGEMENT SFDR disclosure statement: <https://docfinder.bnpparibas-am.com/api/files/874ADAE2-3EE7-4AD4-BOED-84FC06E090BF>
In addition, information on how the principal adverse impacts on sustainability factors have been considered over the year will be available in the annual report of the financial product.

No



What investment strategy does this financial product follow?

The investment strategy guides investment decisions based on factors such as investment objectives and risk tolerance.

To achieve the investment objective of the financial product, the investment manager takes into account at each step of its investment process the Environmental, Social and Governance (ESG) criteria that the financial product promotes.

The investment universe of the financial product is thoroughly screened with a view to identify issuers that are in violation of the UN Global Compact Principles, OECD Guidelines for Multinational Enterprises and UN Guiding Principles on Business & Human Rights.

Then the Investment Manager integrates ESG ratings and criteria into the assessment of issuers. ESG ratings are built by BNP Paribas Asset Management's Sustainability Centre using a proprietary ESG methodology.

The investment manager constantly integrates the binding elements of the investment strategy described in the question below to construct an investment portfolio with an improved ESG profile compared to its investment universe.

Environmental, social and governance (ESG) criteria contribute to, but are not a determining factor in, the manager's decision-making.

The elements of the investment strategy to attain the environmental or social characteristics promoted by this financial product as described below are systematically integrated throughout the investment process.

- **What are the binding elements of the investment strategy used to select the investments to attain each of the environmental or social characteristics promoted by this financial product?**

- The financial product shall comply with the RBC Policy by excluding companies involved in controversies due to poor practices related to human and labor rights, environment, and corruption, as well as



companies operating in sensitive sectors (tobacco, coal, controversial weapons, asbestos,...), as these companies are deemed to be in violation of international norms, or to cause unacceptable harm to society and/or the environment.

More information on the RBC Policy, and in particular criteria relating to sectoral exclusions, can be found on the website of the investment manager: Sustainability documents - BNPP AM Corporate English (<https://www.bnpparibas-am.com/sustainability-documents/>)

- The financial product shall have the weighted average ESG score of its portfolio higher than the weighted average ESG score of its investment universe, as defined in the Prospectus
- The financial product shall have at least 90% of its assets (excluding ancillary liquid assets) covered by the ESG analysis based on the ESG internal proprietary methodology
- The financial product shall invest at least 45% of its assets in 'sustainable investments' as defined in Article 2 (17) of the SFDR regulation. Criteria to qualify an investment as 'sustainable investment' are indicated in the above question 'What are the objectives of the sustainable investments that the financial product partially intends to make and does the sustainable investments contribute to such objectives' and the quantitative and qualitative thresholds are mentioned in the main part of the Prospectus

● **What is the committed minimum rate to reduce the scope of the investments considered prior to the application of that investment strategy?**

The financial product does not commit to a reduction of the scope of investments prior to the application of its investment strategy.

● **What is the policy to assess good governance practices of the investee companies?**

The ESG scoring framework assesses corporate governance through a core set of standard key performance indicators for all sectors supplemented by sector specific metrics. The governance metrics and indicators to assess good governance practices such as sound management structures, employee relations, remuneration of staff and tax compliance include but are not limited to:

- Separation of power (e.g. Split CEO/Chair)
- Board diversity
- Executive pay (remuneration policy)
- Board Independence, and key committees independence
- Accountability of directors
- Financial expertise of the Audit Committee
- Respect of shareholders rights and absence of antitakeover devices
- The presence of appropriate policies (i.e. Bribery and corruption, whistleblower)
- Tax disclosure
- An assessment of prior negative incidents relating to governance

The ESG analysis goes beyond the framework to look at a more qualitative assessment of how the insights from our ESG model are reflected in the culture and operations of investee companies. In some cases, the ESG analysts will conduct due diligence meetings to better understand the company's approach to corporate governance.

Good governance practices include sound management structures, employee relations, remuneration of staff and tax compliance.



What is the asset allocation planned for this financial product?

Asset allocation describes the share of investments in specific assets.

At least 80% of the investments of the financial product will be used to meet the environmental or social characteristics promoted, in accordance with the binding elements of the investment strategy of the financial product.

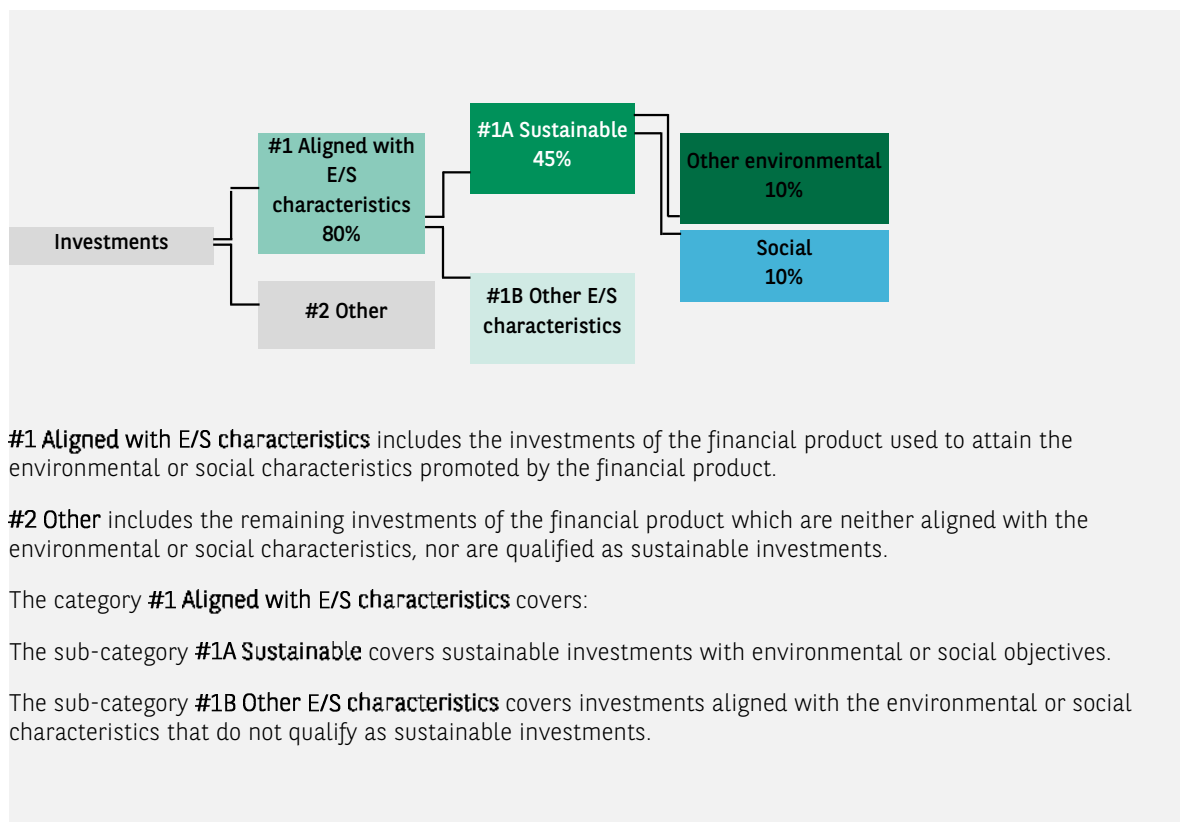
Taxonomy-aligned activities are expressed as a share of:

For the avoidance of doubt, such a proportion is solely a minimum and the exact percentage of the investments of the financial product that attained the promoted environmental or social characteristics will be available in the annual report.

The minimum proportion of sustainable investments of the financial product is 45%.

The remaining proportion of the investments is mainly used as described under the question: "What investments are included under "#2 Other", what is their purpose and are there any minimum environmental or social safeguards?"

- **turnover** reflecting the share of revenue from green activities of investee companies.
 - **capital expenditure** (CapEx) showing the green investments made by investee companies, e.g. for a transition to a green economy.
 - **operational expenditure** (OpEx) reflecting green operational activities of investee companies.



#1 Aligned with E/S characteristics includes the investments of the financial product used to attain the environmental or social characteristics promoted by the financial product.

#2 Other includes the remaining investments of the financial product which are neither aligned with the environmental or social characteristics, nor are qualified as sustainable investments.

The category **#1 Aligned with E/S characteristics** covers:

The sub-category **#1A Sustainable** covers sustainable investments with environmental or social objectives.

The sub-category **#1B Other E/S characteristics** covers investments aligned with the environmental or social characteristics that do not qualify as sustainable investments.

● **How does the use of derivatives attain the environmental or social characteristics promoted by the financial product?**

Financial derivative instruments may be used for efficient portfolio management, hedging and/or investment purposes, if applicable. These instruments are not used to attain the environmental or social characteristics promoted by the product.



To what minimum extent are sustainable investments with an environmental objective aligned with the EU Taxonomy?

Not applicable

● **Does the financial product invest in fossil gas and/or nuclear energy related activities that comply with the EU Taxonomy¹ ?**

Yes

In fossil gas In Nuclear Energy

No

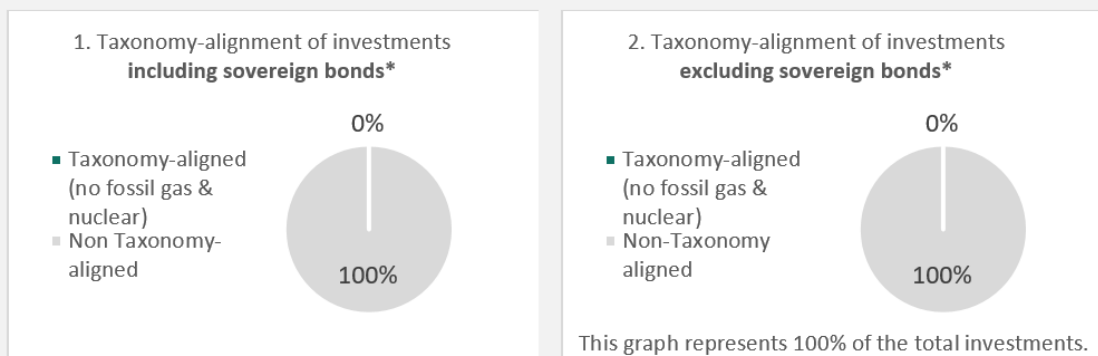
¹ -Fossil gas and/or nuclear related activities will only comply with the EU Taxonomy where they contribute to limiting climate change ("climate change mitigation") and do not significantly harm any EU Taxonomy objective - see explanatory note in the left hand margin. The full criteria for fossil gas and nuclear energy economic activities that comply with the EU Taxonomy are laid down in Commission Delegated Regulation (EU) 2022/1214.

To comply with the EU Taxonomy, the criteria for **fossil gas** include limitations on emissions and switching to renewable power or low-carbon fuels by the end of 2035. For **nuclear energy**, the criteria include comprehensive safety and waste management rules.



Enabling activities directly enable other activities to make a substantial contribution to an environmental objective. **Transitional activities** are activities for which low-carbon alternatives are not yet available and among others have greenhouse gas emission levels corresponding to the best performance.

The two graphs below show in green the minimum percentage of investments that are aligned with the EU Taxonomy. As there is no appropriate methodology to determine the Taxonomy-alignment of sovereign bonds*, the first graph shows the Taxonomy-alignment in relation to all the investments of the financial product including sovereign bonds, while the second graph shows the Taxonomy-alignment only in relation to the investments of the financial product other than sovereign bonds.



* For the purpose of these graphs, 'sovereign bonds' consist of all sovereign exposures

● **What is the minimum share of investments in transitional and enabling activities?**

Not applicable

are sustainable investments with an environmental objective that **do not take into account the criteria** for environmentally sustainable economic activities under the EU Taxonomy.

● **What is the minimum share of sustainable investments with an environmental objective that are not aligned with the EU Taxonomy?**

The minimum share of sustainable investments with an environmental objective that are not aligned with the EU Taxonomy is 10%.

The minimum share is intentionally low as the objective of the investment manager is not to prevent the product from investing in taxonomy-aligned activities within the framework of the investment strategy of the product.

The Management Company is improving its Taxonomy-alignment data collection to ensure the accuracy and suitability of its Taxonomy sustainability-related disclosures. In the meantime, the financial product will invest in sustainable investments with an environmental objective that are not aligned with the EU Taxonomy.

● **What is the minimum share of socially sustainable investments?**

The minimum share of socially sustainable investments within the financial product is 10%.

● **What investments are included under '#2 Other', what is their purpose and are there any minimum environmental or social safeguards?**

The remaining proportion of the investments may include :

- The proportion of assets that are not used to meet the environmental or social characteristics promoted by the financial product. These assets are used for investment purposes, or
- Instruments which are mainly used for liquidity, efficient portfolio management, and/or hedging purposes, notably cash, deposits and derivatives

In any case, the investment manager will ensure that those investments are made while maintaining the

improvement of the ESG profile of the financial product. In addition, those investments are made in compliance with our internal processes, including the following minimum environmental or social safeguards:

- The risk management policy. The risk management policy comprises procedures as are necessary to enable the management company to assess for each financial product it manages the exposure of that product to market, liquidity, sustainability and counterparty risks. And

- The RBC policy, where applicable, through the exclusion of companies involved in controversies due to poor practices related to human and labour rights, environment, and corruption, as well as companies operating in sensitive sectors (tobacco, coal, controversial weapons, asbestos,...), as these companies are deemed to be in violation of international norms, or to cause unacceptable harm to society and/or the environment



Is a specific index designated as a reference benchmark to determine whether this financial product is aligned with the environmental and/or social characteristics that it promotes?

Reference benchmarks are indexes to measure whether the financial product attains the environmental or social characteristics that they promote.

No reference benchmark has been designated for the purpose of attaining the environmental or social characteristics promoted by the financial product.

- **How is the reference benchmark continuously aligned with each of the environmental or social characteristics promoted by the financial product?**

Not applicable

- **How is the alignment of the investment strategy with the methodology of the index ensured on a continuous basis?**

Not applicable

- **How does the designated index differ from a relevant broad market index?**

Not applicable

- **Where can the methodology used for the calculation of the designated index be found?**

Not applicable



Where can I find more product specific information online?

More product-specific information can be found on the website: <https://www.bnpparibas-am.com/> after choosing the relevant country and directly in the section 'Sustainability-related disclosures' dedicated to the product.

Template pre-contractual disclosure for the financial products referred to in Article 8, paragraphs 1, 2 and 2a, of Regulation (EU) 2019/2088 and Article 6, first paragraph, of Regulation (EU) 2020/852

Sustainable investment means an investment in an economic activity that contributes to an environmental or social objective, provided that the investment does not significantly harm any environmental or social objective and that the investee companies follow good governance practices.

The **EU Taxonomy** is a classification system laid down in Regulation (EU) 2020/852, establishing a list of **environmentally sustainable economic activities**. That Regulation does not lay down a list of socially sustainable economic activities. Sustainable investments with an environmental objective might be aligned with the Taxonomy or not.

Product name : **BNP PARIBAS FUNDS EUROPE GROWTH**

Legal Entity Identifier : 54930076YNZFEEK14YJ47

Environmental and/or social characteristics

Does this financial product have a sustainable investment objective?	
<input checked="" type="radio"/> <input type="radio"/> Yes	<input checked="" type="radio"/> <input type="radio"/> No
<input type="checkbox"/> It will make a minimum of sustainable investments with an environmental objective: ____%	<input checked="" type="checkbox"/> It promotes Environmental/Social (E/S) characteristics and while it does not have as its objective a sustainable investment, it will have a minimum proportion of 45% of sustainable investments
<input type="checkbox"/> in economic activities that qualify as environmentally sustainable under the EU Taxonomy	<input type="checkbox"/> with an environmental objective in economic activities that qualify as environmentally sustainable under the EU Taxonomy
<input type="checkbox"/> in economic activities that do not qualify as environmentally sustainable under the EU Taxonomy	<input checked="" type="checkbox"/> with an environmental objective in economic activities that do not qualify as environmentally sustainable under the EU Taxonomy
<input type="checkbox"/> It will make a minimum of sustainable investments with a social objective: ____%	<input checked="" type="checkbox"/> with a social objective
	<input type="checkbox"/> It promotes E/S characteristics, but will not make any sustainable investments



What environmental and/or social characteristics are promoted by this financial product?

The financial product promotes environmental and social characteristics by assessing underlying investments against Environmental, Social, and Governance (ESG) criteria using an ESG internal proprietary methodology, and by investing in issuers that demonstrate good environmental and social practices, while implementing robust corporate governance practices within their sector of activity.

The ESG performance of an issuer is evaluated against a combination of environmental, social and governance factors which include but are not limited to:

- Environmental: energy efficiency, reduction of emissions of greenhouse gases (GHG), treatment of waste

- Social: respect of human rights and workers' rights, human resources management (workers' health and safety, diversity)
- Governance: Board of Directors independence, managers' remuneration, respect of minority shareholders rights

The exclusion criteria are applied with regard to issuers that are in violation of international norms and convention, or operate in sensitive sectors as defined by the Responsible Business Conduct Policy (RBC Policy).

Furthermore, the investment manager promotes better environmental and social outcomes through engagement with issuers and the exercise of voting rights according to the Stewardship policy, where applicable.

No reference benchmark has been designated for the purpose of attaining the environmental or social characteristics promoted by the financial product.

Sustainability indicators measure how the environmental or social characteristics promoted by the financial product are attained.

● **What sustainability indicators are used to measure the attainment of each of the environmental or social characteristics promoted by this financial product?**

The following sustainability indicators are used to measure the attainment of the environmental and social characteristics promoted by the financial product:

- The percentage of the financial product's portfolio compliant with the RBC Policy
- The percentage of the financial product's portfolio covered by ESG analysis based on the ESG internal proprietary methodology
- The weighted average ESG score of the financial product's portfolio compared to the weighted average ESG score of its investment universe, as defined in the Prospectus
- The percentage of the financial product's portfolio invested in 'sustainable investments' as defined in Article 2 (17) of the SFDR regulation

● **What are the objectives of the sustainable investments that the financial product partially intends to make and how does the sustainable investment contribute to such objectives?**

The objectives of the sustainable investments made by the financial product are to finance companies that contribute to environmental and/or social objectives through their products and services, as well as their sustainable practices.

The internal methodology, as defined in the main part of the Prospectus, integrates several criteria into its definition of sustainable investments that are considered to be core components to qualify a company as sustainable. These criteria are complementary to each other. In practice, a company must meet at least one of the criteria described below in order to be considered as contributing to an environmental or social objective:

1. A company with an economic activity aligned with the EU Taxonomy objectives. A company can be qualified as sustainable investment in case it has more than 20% of its revenues aligned with the EU Taxonomy. A company qualifying as sustainable investment through this criteria can for example contribute to the following environmental objectives: sustainable forestry, environmental restoration, sustainable manufacturing, renewable energy, water supply, sewerage, waste management and remediation, sustainable transportation, sustainable buildings, sustainable information and technology, scientific research for sustainable development;
2. A company with an economic activity contributing to one or more United Nations Sustainable Development goals (UN SDG) targets. A company can be qualified as sustainable investment in case it has more than 20% of its revenues aligned with the SDGs and less than 20% of its revenues misaligned with the UN SDGs. A company qualifying as sustainable investment through this criteria can for example contribute to the following objectives:
 - a. Environmental: sustainable agriculture, sustainable management of water and sanitation, sustainable and modern energy, sustainable economic growth, sustainable infrastructure, sustainable cities, sustainable consumption and production patterns, fight against climate change, conservation and sustainable use of oceans, seas and marine resources, protection, restoration and sustainable use of

terrestrial ecosystems, sustainable management of forests, fight against desertification, land degradation and biodiversity loss;

b. Social: no poverty, zero hunger, food security, healthy lives and well-being at all ages, inclusive and equitable quality education and lifelong learning opportunities, gender equality, women and girls empowerment, availability of water and sanitation, access to affordable, reliable and modern energy, inclusive and sustainable economic growth, full and productive employment and decent work, resilient infrastructure, inclusive and sustainable industrialization, reduced inequality, inclusive, safe and resilient cities and human settlements, peaceful and inclusive societies, access to justice and effective, accountable and inclusive institutions, global partnership for sustainable development.

3. A company operating in a high GHG emission sector that is transitioning its business model to align with the objective of maintaining the global temperature rise below 1.5°C. A company qualifying as sustainable investment through this criteria can for example contribute to the following environmental objectives: GHG emissions reduction, fight against climate change;

4. A company with best-in-class environmental or social practices compared to its peers within the relevant sector and geographical region. The E or S best performer assessment is based on the BNPP AM ESG scoring methodology. The methodology scores companies and assesses them against a peer group comprising companies in comparable sectors and geographical regions. A company with a contribution score above 10 on the Environmental or Social pillar qualifies as best performer. A company qualifying as sustainable investment through this criteria can for example contribute to the following objectives:

a. Environmental: fight against climate change, environmental risk management, sustainable management of natural resources, waste management, water management, GHG emissions reduction, renewable energy, sustainable agriculture, green infrastructure;

b. Social: health and safety, human capital management, good external stakeholder management (supply chain, contractors, data), business ethics preparedness, good corporate governance.

Green bonds, social bonds and sustainability bonds issued to support specific environmental and/or social projects are also qualified as sustainable investments provided that these debt securities receive an investment recommendation 'POSITIVE' or 'NEUTRAL' from the Sustainability Center following the issuer and underlying project assessment based on a proprietary Green/Social/Sustainability Bond Assessment methodology.

Companies identified as a sustainable investment should not significantly harm any other environmental or social objectives (the Do No Significant Harm 'DNSH' principle) and should follow good governance practices. BNP Paribas Asset Management (BNPP AM) uses its proprietary methodology to assess all companies against these requirements.

More information on the internal methodology can be found on the website of the investment manager: <https://docfinder.bnpparibas-am.com/api/files/14787511-CB33-49FC-B9B5-7E934948BE63>

● **How do the sustainable investments that the financial product partially intends to make, not cause significant harm to any environmental or social sustainable investment objective?**

Sustainable investments that the product partially intends to make should not significantly harm any environmental or social objective (DNSH Principle). In this respect, the investment manager commits to consider principal adverse impacts on sustainability factors by taking into account indicators for adverse impacts as defined in SFDR, and to not invest in companies that do not meet their fundamental obligations in line with the OECD Guidelines and the UN Guiding Principles on Business and Human Rights.

How have the indicators for adverse impacts on sustainability factors been taken into account?

The investment manager ensures that throughout its investment process, the financial product takes into all the account principal all the adverse impact indicators that are relevant to its investment strategy to select the sustainable investments that the financial product partially intends to make by systematically implementing the sustainable investment pillars defined in

Principal adverse impacts are the most significant negative impacts of investment decisions on sustainability factors relating to environmental, social and employee matters, respect for human rights, anti-corruption and anti-bribery matters.



the BNP Paribas Asset Management Global Sustainability Strategy (GSS) into its investment process : RBC policy, ESG integration guidelines, Stewardship, the forward-looking vision the '3Es' (Energy transition, Environmental sustainability, Equality & Inclusive Growth).

The RBC policy establishes a common framework across investments and economic activities that help identify industries and behaviours presenting a high risk of adverse impacts in violation of international norms. As part of the RBC Policy, sector policies provide a tailored approach to identify and prioritize principal adverse impacts based on the nature of the economic activity, and in many cases, the geography in which these economic activities take place.

The ESG Integration Guidelines includes a series of commitments, which are material to consideration of principal adverse sustainability impacts, and guides the internal ESG integration process. The proprietary ESG scoring framework includes an assessment of a number of adverse sustainability impacts caused by companies in which we invest. Outcome of this assessment may impact the valuation models as well as the portfolio construction depending on the severity and materiality of adverse impacts identified.

Thus, the Investment Manager considers principal adverse sustainability impacts throughout the investment process through the use of the internal ESG scores and construction of the portfolio with an improved ESG profile compared to its investment universe.

The Forward-looking perspective defines a set of objectives and developed performance indicators to measure how the researches, portfolios and commitments are aligned on three issues, the '3Es' (Energy transition, Environmental sustainability, Equality & inclusive growth) and thus support investment processes.

Furthermore, the Stewardship team regularly identifies adverse impacts through ongoing research, collaboration with other long-term investors, and dialogue with NGOs and other experts.

As regards the sustainable investments that the financial product intends to make, the following principal adverse sustainability impacts are taken into account:

Corporate mandatory indicators:

1. GreenHouse Gas (GHG) Emissions
2. Carbon footprint
3. GHG intensity of investee companies
4. Exposure to companies active in the fossil fuel sector
5. Share of non-renewable energy consumption and production
6. Energy consumption intensity per high impact climate sector
7. Activities negatively affecting biodiversity sensitive areas
8. Emissions to water
9. Hazardous waste ratio
10. Violations of UN Global Compact principles and Organisation for Economic Cooperation and Development (OECD) Guidelines for Multinational Enterprises
11. Lack of processes and compliance mechanisms to monitor compliance with UN Global Compact principles and OECD Guidelines for Multinational Enterprises
12. Unadjusted gender pay gap
13. Board gender diversity
14. Exposure to controversial weapons (anti-personnel mines, cluster munitions, chemical weapons and biological weapons)

Corporate voluntary indicators:

Environment

4. Investments in companies without carbon emission reduction initiatives

Social

4. Lack of a supplier code of conduct
9. Lack of a human rights policy

Sovereign mandatory indicator:

15. GHG intensity
16. Investee countries subject to social violations

More detailed information on the manner in which principal adverse impacts on sustainability factors are considered can be found in the BNP PARIBAS ASSET MANAGEMENT SFDR disclosure statement:

<https://docfinder.bnpparibas-am.com/api/files/874ADAE2-3EE7-4AD4-B0ED-84FC06E090BF>

In addition, information on how the principal adverse impacts on sustainability factors have been considered over the year will be available in the annual report of the financial product.

How are the sustainable investments aligned with the OECD Guidelines for Multinational Enterprises and the UN Guiding Principles on Business and Human Rights?

The investment universe of the financial product is periodically screened with a view to identify issuers that are potentially in violation or at risk of violation of the UN Global Compact Principles, OECD Guidelines for Multinational Enterprises and UN Guiding Principles on Business & Human Rights, including the principles and rights set out in the eight fundamental conventions identified in the Declaration of the International Labour Organisation on Fundamental Principles and Rights at Work and the International Bill of Human Rights. This assessment is conducted within the BNPP AM Sustainability Centre on the basis of internal analysis and information provided by external experts, and in consultation with BNP Paribas Group CSR Team. If an issuer is found to be in serious and repeated violations of any of the principles, it will be placed on an 'exclusion list' and will not be available for investment. Existing investments should be divested from the portfolio according to an internal procedure. If an issuer is at risk of violating any of the principles, it is placed on a 'watch list' monitored, as appropriate.

The EU Taxonomy sets out a 'do not significant harm' principle by which Taxonomy-aligned investments should not significantly harm EU Taxonomy objectives and is accompanied by specific EU criteria.

The 'do no significant harm' principle applies only to those investments underlying the financial product that take into account the EU criteria for environmentally sustainable economic activities. The investments underlying the remaining portion of this financial product do not take into account the EU criteria for environmentally sustainable economic activities.

Any other sustainable investments must also not significantly harm any environmental or social objectives.



Does this financial product consider principal adverse impacts on sustainability factors?

Yes

The product considers principal adverse impacts on sustainability factors by systematically implementing the sustainable investment pillars defined in the GSS into its investment process. These pillars are covered by firm-wide policies that set criteria to identify, consider and prioritise as well as address or mitigate adverse sustainability impacts caused by issuers.

The RBC policy establishes a common framework across investments and economic activities that help identify industries and behaviours presenting a high risk of adverse impacts in violation of international norms. As part of the RBC Policy, sector policies provide a tailored approach to identify and prioritize principal adverse impacts based on the nature of the economic activity, and in many cases, the geography in which these economic activities take place.

The ESG Integration Guidelines includes a series of commitments, which are material to consideration of principal adverse sustainability impacts, and guides the internal ESG integration process. The proprietary ESG scoring framework includes an assessment of a number of adverse sustainability impacts caused by companies in which we invest. Outcome of this assessment may impact the valuation models as well as the portfolio construction depending on the severity and materiality of adverse impacts identified.

Thus, the Investment Manager considers principal adverse sustainability impacts throughout the investment process through the use of the internal ESG scores and construction of the portfolio with an improved ESG profile compared to its investment universe.

The Forward-looking perspective defines a set of objectives and developed performance indicators to measure how the researches, portfolios and commitments are aligned on three issues, the '3Es' (Energy transition, Environmental sustainability, Equality & inclusive growth) and thus support investment processes.

Furthermore, the Stewardship team regularly identifies adverse impacts through ongoing research, collaboration with other long-term investors, and dialogue with NGOs and other experts.

Actions to address or mitigate principal adverse sustainability impacts depend on the severity and materiality of these impacts. These actions are guided by the RBC Policy, ESG Integration Guidelines, and Engagement and Voting Policy which include the following provisions :

- Exclusion of issuers that are in violation of international norms and conventions and issuers that are involved in activities presenting an unacceptable risk to society and/or the environment
- Engagement with issuers with the aim of encouraging them to improve their environmental, social and governance practices and, thus, mitigate potential adverse impacts
- In case of equity holdings, voting at Annual General Meetings of companies the portfolio is invested in to promote good governance and advance environmental and social issues
- Ensuring all securities included in the portfolio have supportive ESG research
- Managing portfolios so that their aggregate ESG score is better than the relevant benchmark or universe

Based on the above approach, and depending on the composition of the financial product's portfolio (i.e. the type of issuer), the financial product considers and addresses or mitigates the following principal adverse sustainability impacts:

Corporate mandatory indicators:

1. GreenHouse Gas (GHG) Emissions
2. Carbon footprint
3. GHG intensity of investee companies
4. Exposure to companies active in the fossil fuel sector
5. Share of non-renewable energy consumption and production
6. Energy consumption intensity per high impact climate sector



7. Activities negatively affecting biodiversity sensitive areas
8. Emissions to water
9. Hazardous waste ratio
10. Violations of UN Global Compact principles and Organisation for Economic Cooperation and Development (OECD) Guidelines for Multinational Enterprises
11. Lack of processes and compliance mechanisms to monitor compliance with UN Global Compact principles and OECD Guidelines for Multinational Enterprises
12. Unadjusted gender pay gap
13. Board gender diversity
14. Exposure to controversial weapons (anti-personnel mines, cluster munitions, chemical weapons and biological weapons)

Corporate voluntary indicators:

Environment

4. Investments in companies without carbon emission reduction initiatives

Social

4. Lack of a supplier code of conduct
9. Lack of a human rights policy

Sovereign mandatory indicator:

15. GHG intensity
16. Investee countries subject to social violations

More detailed information on the manner in which principal adverse impacts on sustainability factors are considered can be found in the BNP PARIBAS ASSET MANAGEMENT SFDR disclosure statement: <https://docfinder.bnpparibas-am.com/api/files/874ADAE2-3EE7-4AD4-BOED-84FC06E090BF>
In addition, information on how the principal adverse impacts on sustainability factors have been considered over the year will be available in the annual report of the financial product.

No



What investment strategy does this financial product follow?

The investment strategy guides investment decisions based on factors such as investment objectives and risk tolerance.

To achieve the investment objective of the financial product, the investment manager takes into account at each step of its investment process the Environmental, Social and Governance (ESG) criteria that the financial product promotes.

The investment universe of the financial product is thoroughly screened with a view to identify issuers that are in violation of the UN Global Compact Principles, OECD Guidelines for Multinational Enterprises and UN Guiding Principles on Business & Human Rights.

Then the Investment Manager integrates ESG ratings and criteria into the assessment of issuers. ESG ratings are built by BNP Paribas Asset Management's Sustainability Centre using a proprietary ESG methodology.

The investment manager constantly integrates the binding elements of the investment strategy described in the question below to construct an investment portfolio with an improved ESG profile compared to its investment universe.

Environmental, social and governance (ESG) criteria contribute to, but are not a determining factor in, the manager's decision-making.

The elements of the investment strategy to attain the environmental or social characteristics promoted by this financial product as described below are systematically integrated throughout the investment process.

- **What are the binding elements of the investment strategy used to select the investments to attain each of the environmental or social characteristics promoted by this financial product?**

- The financial product shall comply with the RBC Policy by excluding companies involved in controversies due to poor practices related to human and labor rights, environment, and corruption, as well as

companies operating in sensitive sectors (tobacco, coal, controversial weapons, asbestos,...), as these companies are deemed to be in violation of international norms, or to cause unacceptable harm to society and/or the environment.

More information on the RBC Policy, and in particular criteria relating to sectoral exclusions, can be found on the website of the investment manager: Sustainability documents - BNPP AM Corporate English (<https://www.bnpparibas-am.com/sustainability-documents/>)

- The financial product shall have the weighted average ESG score of its portfolio higher than the weighted average ESG score of its investment universe, as defined in the Prospectus

- The financial product shall have at least 90% of its assets (excluding ancillary liquid assets) covered by the ESG analysis based on the ESG internal proprietary methodology

- The financial product shall invest at least 45% of its assets in 'sustainable investments' as defined in Article 2 (17) of the SFDR regulation. Criteria to qualify an investment as 'sustainable investment' are indicated in the above question 'What are the objectives of the sustainable investments that the financial product partially intends to make and does the sustainable investments contribute to such objectives' and the quantitative and qualitative thresholds are mentioned in the main part of the Prospectus

● What is the committed minimum rate to reduce the scope of the investments considered prior to the application of that investment strategy?

The financial product does not commit to a reduction of the scope of investments prior to the application of its investment strategy.

● What is the policy to assess good governance practices of the investee companies?

The ESG scoring framework assesses corporate governance through a core set of standard key performance indicators for all sectors supplemented by sector specific metrics. The governance metrics and indicators to assess good governance practices such as sound management structures, employee relations, remuneration of staff and tax compliance include but are not limited to:

- Separation of power (e.g. Split CEO/Chair)
- Board diversity
- Executive pay (remuneration policy)
- Board Independence, and key committees independence
- Accountability of directors
- Financial expertise of the Audit Committee
- Respect of shareholders rights and absence of antitakeover devices
- The presence of appropriate policies (i.e. Bribery and corruption, whistleblower)
- Tax disclosure
- An assessment of prior negative incidents relating to governance

The ESG analysis goes beyond the framework to look at a more qualitative assessment of how the insights from our ESG model are reflected in the culture and operations of investee companies. In some cases, the ESG analysts will conduct due diligence meetings to better understand the company's approach to corporate governance.

Good governance practices include sound management structures, employee relations, remuneration of staff and tax compliance.



What is the asset allocation planned for this financial product?

Asset allocation describes the share of investments in specific assets.

At least 80% of the investments of the financial product will be used to meet the environmental or social characteristics promoted, in accordance with the binding elements of the investment strategy of the financial product.

Taxonomy-aligned activities are expressed as a share of:

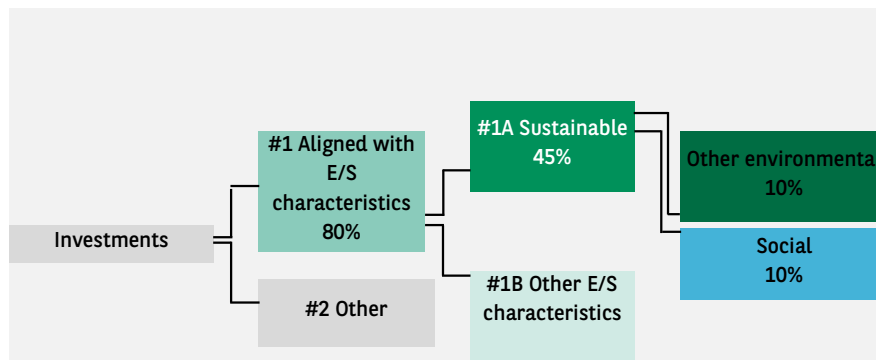
For the avoidance of doubt, such a proportion is solely a minimum and the exact percentage of the investments of the financial product that attained the promoted environmental or social characteristics will be available in the annual report.

The minimum proportion of sustainable investments of the financial product is 45%.

The remaining proportion of the investments is mainly used as described under the question: "What investments are included under "#2 Other", what is their purpose and are there any minimum environmental or social safeguards?"



- **turnover** reflecting the share of revenue from green activities of investee companies.
 - **capital expenditure** (CapEx) showing the green investments made by investee companies, e.g. for a transition to a green economy.
 - **operational expenditure** (OpEx) reflecting green operational activities of investee companies.



#1 Aligned with E/S characteristics includes the investments of the financial product used to attain the environmental or social characteristics promoted by the financial product.

#2 Other includes the remaining investments of the financial product which are neither aligned with the environmental or social characteristics, nor are qualified as sustainable investments.

The category **#1 Aligned with E/S characteristics** covers:

The sub-category **#1A Sustainable** covers sustainable investments with environmental or social objectives.

The sub-category **#1B Other E/S characteristics** covers investments aligned with the environmental or social characteristics that do not qualify as sustainable investments.

● **How does the use of derivatives attain the environmental or social characteristics promoted by the financial product?**

Financial derivative instruments may be used for efficient portfolio management, hedging and/or investment purposes, if applicable. These instruments are not used to attain the environmental or social characteristics promoted by the product.



To what minimum extent are sustainable investments with an environmental objective aligned with the EU Taxonomy?

Not applicable

● **Does the financial product invest in fossil gas and/or nuclear energy related activities that comply with the EU Taxonomy¹ ?**

Yes

In fossil gas

In Nuclear Energy

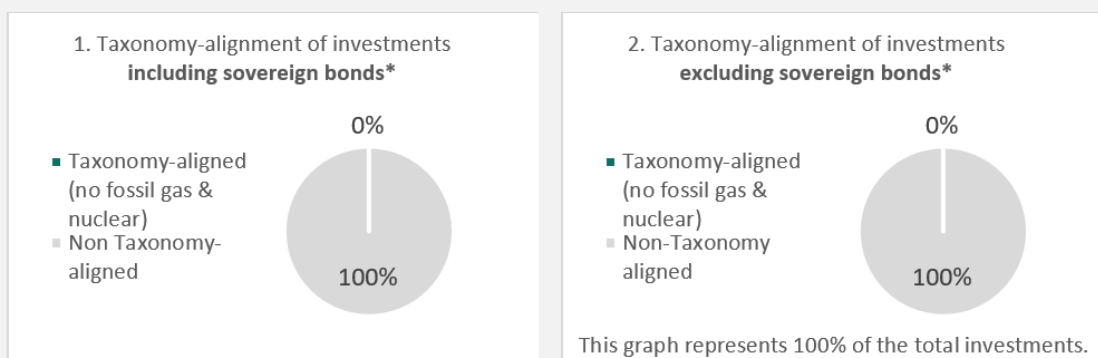
No

¹ - Fossil gas and/or nuclear related activities will only comply with the EU Taxonomy where they contribute to limiting climate change ("climate change mitigation") and do not significantly harm any EU Taxonomy objective - see explanatory note in the left hand margin. The full criteria for fossil gas and nuclear energy economic activities that comply with the EU Taxonomy are laid down in Commission Delegated Regulation (EU) 2022/1214.



Enabling activities directly enable other activities to make a substantial contribution to an environmental objective. **Transitional activities** are activities for which low-carbon alternatives are not yet available and among others have greenhouse gas emission levels corresponding to the best performance.

The two graphs below show in green the minimum percentage of investments that are aligned with the EU Taxonomy. As there is no appropriate methodology to determine the Taxonomy-alignment of sovereign bonds*, the first graph shows the Taxonomy-alignment in relation to all the investments of the financial product including sovereign bonds, while the second graph shows the Taxonomy-alignment only in relation to the investments of the financial product other than sovereign bonds.



* For the purpose of these graphs, 'sovereign bonds' consist of all sovereign exposures

● **What is the minimum share of investments in transitional and enabling activities?**

Not applicable

are sustainable investments with an environmental objective that **do not take into account the criteria** for environmentally sustainable economic activities under the EU Taxonomy.

● **What is the minimum share of sustainable investments with an environmental objective that are not aligned with the EU Taxonomy?**

The minimum share of sustainable investments with an environmental objective that are not aligned with the EU Taxonomy is 10%.

The minimum share is intentionally low as the objective of the investment manager is not to prevent the product from investing in taxonomy-aligned activities within the framework of the investment strategy of the product.

The Management Company is improving its Taxonomy-alignment data collection to ensure the accuracy and suitability of its Taxonomy sustainability-related disclosures. In the meantime, the financial product will invest in sustainable investments with an environmental objective that are not aligned with the EU Taxonomy.

● **What is the minimum share of socially sustainable investments?**

The minimum share of socially sustainable investments within the financial product is 10%.

● **What investments are included under '#2 Other', what is their purpose and are there any minimum environmental or social safeguards?**

The remaining proportion of the investments may include :

- The proportion of assets that are not used to meet the environmental or social characteristics promoted by the financial product. These assets are used for investment purposes, or
- Instruments which are mainly used for liquidity, efficient portfolio management, and/or hedging purposes, notably cash, deposits and derivatives

In any case, the investment manager will ensure that those investments are made while maintaining the

improvement of the ESG profile of the financial product. In addition, those investments are made in compliance with our internal processes, including the following minimum environmental or social safeguards:

- The risk management policy. The risk management policy comprises procedures as are necessary to enable the management company to assess for each financial product it manages the exposure of that product to market, liquidity, sustainability and counterparty risks. And

- The RBC policy, where applicable, through the exclusion of companies involved in controversies due to poor practices related to human and labour rights, environment, and corruption, as well as companies operating in sensitive sectors (tobacco, coal, controversial weapons, asbestos,...), as these companies are deemed to be in violation of international norms, or to cause unacceptable harm to society and/or the environment



Is a specific index designated as a reference benchmark to determine whether this financial product is aligned with the environmental and/or social characteristics that it promotes?

Reference benchmarks are indexes to measure whether the financial product attains the environmental or social characteristics that they promote.

No reference benchmark has been designated for the purpose of attaining the environmental or social characteristics promoted by the financial product.

- **How is the reference benchmark continuously aligned with each of the environmental or social characteristics promoted by the financial product?**

Not applicable

- **How is the alignment of the investment strategy with the methodology of the index ensured on a continuous basis?**

Not applicable

- **How does the designated index differ from a relevant broad market index?**

Not applicable

- **Where can the methodology used for the calculation of the designated index be found?**

Not applicable



Where can I find more product specific information online?

More product-specific information can be found on the website: <https://www.bnpparibas-am.com/> after choosing the relevant country and directly in the section 'Sustainability-related disclosures' dedicated to the product.

Template pre-contractual disclosure for the financial products referred to in Article 8, paragraphs 1, 2 and 2a, of Regulation (EU) 2019/2088 and Article 6, first paragraph, of Regulation (EU) 2020/852

Sustainable investment means an investment in an economic activity that contributes to an environmental or social objective, provided that the investment does not significantly harm any environmental or social objective and that the investee companies follow good governance practices.

The **EU Taxonomy** is a classification system laid down in Regulation (EU) 2020/852, establishing a list of **environmentally sustainable economic activities**. That Regulation does not lay down a list of socially sustainable economic activities. Sustainable investments with an environmental objective might be aligned with the Taxonomy or not.

Product name : **BNP PARIBAS FUNDS EUROPE REAL ESTATE SECURITIES**

Legal Entity Identifier : 213800XADYKA8SH59M19

Environmental and/or social characteristics

Does this financial product have a sustainable investment objective?	
<input checked="" type="radio"/> <input type="radio"/> Yes	<input checked="" type="radio"/> <input type="radio"/> No
<input type="checkbox"/> It will make a minimum of sustainable investments with an environmental objective: ____%	<input checked="" type="checkbox"/> It promotes Environmental/Social (E/S) characteristics and while it does not have as its objective a sustainable investment, it will have a minimum proportion of 50% of sustainable investments
<input type="checkbox"/> in economic activities that qualify as environmentally sustainable under the EU Taxonomy	<input checked="" type="checkbox"/> with an environmental objective in economic activities that qualify as environmentally sustainable under the EU Taxonomy
<input type="checkbox"/> in economic activities that do not qualify as environmentally sustainable under the EU Taxonomy	<input checked="" type="checkbox"/> with an environmental objective in economic activities that do not qualify as environmentally sustainable under the EU Taxonomy
<input type="checkbox"/> It will make a minimum of sustainable investments with a social objective: ____%	<input type="checkbox"/> with a social objective
<input type="checkbox"/> It promotes E/S characteristics, but will not make any sustainable investments	<input type="checkbox"/> It promotes E/S characteristics, but will not make any sustainable investments



What environmental and/or social characteristics are promoted by this financial product?

The financial product promotes environmental and social characteristics by assessing underlying investments against Environmental, Social, and Governance (ESG) criteria using an ESG internal proprietary methodology, and by investing in issuers that demonstrate good environmental and social practices, while implementing robust corporate governance practices within their sector of activity.

The ESG performance of an issuer is evaluated against a combination of environmental, social and governance factors which include but are not limited to:

- Environmental: energy efficiency, reduction of emissions of greenhouse gases (GHG), treatment of waste



- Social: respect of human rights and workers' rights, human resources management (workers' health and safety, diversity)

- Governance: Board of Directors independence, managers' remuneration, respect of minority shareholders rights

The exclusion criteria are applied with regard to issuers that are in violation of international norms and convention, or operate in sensitive sectors as defined by the Responsible Business Conduct Policy (RBC Policy).

Furthermore, the investment manager promotes better environmental and social outcomes through engagement with issuers and the exercise of voting rights according to the Stewardship policy, where applicable.

No reference benchmark has been designated for the purpose of attaining the environmental or social characteristics promoted by the financial product.

Sustainability Indicators measure how the environmental or social characteristics promoted by the financial product are attained.

● **What sustainability indicators are used to measure the attainment of each of the environmental or social characteristics promoted by this financial product?**

The following sustainability indicators are used to measure the attainment of the environmental and social characteristics promoted by the financial product:

- The percentage of the financial product's portfolio compliant with the RBC Policy
- The percentage of the financial product's portfolio covered by ESG analysis based on the ESG internal proprietary methodology
- The weighted average ESG score of the financial product's portfolio compared to the weighted average ESG score of its investment universe, as defined in the Prospectus
- The average portfolio ESG Score of the sub-fund compared to the average portfolio ESG Score of its investment universe, after eliminating at least 15% of securities with the lowest ESG Score
- The percentage of the financial product's portfolio invested in 'sustainable investments' as defined in Article 2 (17) of the SFDR regulation
- The percentage of the financial product's portfolio invested in investments aligned with the EU Taxonomy

● **What are the objectives of the sustainable investments that the financial product partially intends to make and how does the sustainable investment contribute to such objectives?**

The objectives of the sustainable investments made by the financial product are to finance companies that contribute to environmental and/or social objectives through their products and services, as well as their sustainable practices.

The internal methodology, as defined in the main part of the Prospectus, integrates several criteria into its definition of sustainable investments that are considered to be core components to qualify a company as sustainable. These criteria are complementary to each other. In practice, a company must meet at least one of the criteria described below in order to be considered as contributing to an environmental or social objective:

1. A company with an economic activity aligned with the EU Taxonomy objectives. A company can be qualified as sustainable investment in case it has more than 20% of its revenues aligned with the EU Taxonomy. A company qualifying as sustainable investment through this criteria can for example contribute to the following environmental objectives: sustainable forestry, environmental restoration, sustainable manufacturing, renewable energy, water supply, sewerage, waste management and remediation, sustainable transportation, sustainable buildings, sustainable information and technology, scientific research for sustainable development;
2. A company with an economic activity contributing to one or more United Nations Sustainable Development goals (UN SDG) targets. A company can be qualified as sustainable investment in case it has more than 20% of its revenues aligned with the SDGs and less than 20% of its revenues misaligned with the UN SDGs. A company qualifying as sustainable investment through this criteria can for example contribute to the following objectives:

- a. Environmental: sustainable agriculture, sustainable management of water and sanitation, sustainable

and modern energy, sustainable economic growth, sustainable infrastructure, sustainable cities, sustainable consumption and production patterns, fight against climate change, conservation and sustainable use of oceans, seas and marine resources, protection, restoration and sustainable use of terrestrial ecosystems, sustainable management of forests, fight against desertification, land degradation and biodiversity loss;

b. Social: no poverty, zero hunger, food security, healthy lives and well-being at all ages, inclusive and equitable quality education and lifelong learning opportunities, gender equality, women and girls empowerment, availability of water and sanitation, access to affordable, reliable and modern energy, inclusive and sustainable economic growth, full and productive employment and decent work, resilient infrastructure, inclusive and sustainable industrialization, reduced inequality, inclusive, safe and resilient cities and human settlements, peaceful and inclusive societies, access to justice and effective, accountable and inclusive institutions, global partnership for sustainable development.

3. A company operating in a high GHG emission sector that is transitioning its business model to align with the objective of maintaining the global temperature rise below 1.5°C. A company qualifying as sustainable investment through this criteria can for example contribute to the following environmental objectives: GHG emissions reduction, fight against climate change;

4. A company with best-in-class environmental or social practices compared to its peers within the relevant sector and geographical region. The E or S best performer assessment is based on the BNPP AM ESG scoring methodology. The methodology scores companies and assesses them against a peer group comprising companies in comparable sectors and geographical regions. A company with a contribution score above 10 on the Environmental or Social pillar qualifies as best performer. A company qualifying as sustainable investment through this criteria can for example contribute to the following objectives:

a. Environmental: fight against climate change, environmental risk management, sustainable management of natural resources, waste management, water management, GHG emissions reduction, renewable energy, sustainable agriculture, green infrastructure;

b. Social: health and safety, human capital management, good external stakeholder management (supply chain, contractors, data), business ethics preparedness, good corporate governance.

Green bonds, social bonds and sustainability bonds issued to support specific environmental and/or social projects are also qualified as sustainable investments provided that these debt securities receive an investment recommendation 'POSITIVE' or 'NEUTRAL' from the Sustainability Center following the issuer and underlying project assessment based on a proprietary Green/Social/Sustainability Bond Assessment methodology.

Companies identified as a sustainable investment should not significantly harm any other environmental or social objectives (the Do No Significant Harm 'DNSH' principle) and should follow good governance practices. BNP Paribas Asset Management (BNPP AM) uses its proprietary methodology to assess all companies against these requirements.

More information on the internal methodology can be found on the website of the investment manager: <https://docfinder.bnpparibas-am.com/api/files/14787511-CB33-49FC-B9B5-7E934948BE63>

The proportion of investments of the financial product made in economic activities and that qualify as sustainable investments under the SFDR may contribute to the environmental objectives as defined under Taxonomy Regulation: climate change mitigation, climate change adaptation, the sustainable use and protection of water and marine resources, the transition to a circular economy, pollution prevention and control, the protection and/or restoration of biodiversity and ecosystems. The extent to which the sustainable investments with an environmental objective are aligned with the EU Taxonomy will be disclosed in the annual report of the financial product.

- **How do the sustainable investments that the financial product partially intends to make, not cause significant harm to any environmental or social sustainable investment objective?**

Sustainable investments that the product partially intends to make should not significantly harm any environmental or social objective (DNSH Principle). In this respect, the investment manager commits to consider principal adverse impacts on sustainability factors by taking into account indicators for adverse impacts as defined in SFDR, and to not invest in companies that do not meet their fundamental obligations in line with the OECD Guidelines and the UN Guiding Principles on Business and Human Rights.

Principal adverse impacts are the most significant negative impacts of investment decisions on sustainability factors relating to environmental, social and employee matters, respect for human rights, anti-corruption and anti-bribery matters.

How have the indicators for adverse impacts on sustainability factors been taken into account?

The investment manager ensures that throughout its investment process, the financial product takes into account principal all the adverse impact indicators that are relevant to its investment strategy to select the sustainable investments that the financial product partially intends to make by systematically implementing the sustainable investment pillars defined in the BNP Paribas Asset Management Global Sustainability Strategy (GSS) into its investment process : RBC policy, ESG integration guidelines, Stewardship, the forward-looking vision the '3Es' (Energy transition, Environmental sustainability, Equality & Inclusive Growth).

The RBC policy establishes a common framework across investments and economic activities that help identify industries and behaviours presenting a high risk of adverse impacts in violation of international norms. As part of the RBC Policy, sector policies provide a tailored approach to identify and prioritize principal adverse impacts based on the nature of the economic activity, and in many cases, the geography in which these economic activities take place.

The ESG Integration Guidelines includes a series of commitments, which are material to consideration of principal adverse sustainability impacts, and guides the internal ESG integration process. The proprietary ESG scoring framework includes an assessment of a number of adverse sustainability impacts caused by companies in which we invest. Outcome of this assessment may impact the valuation models as well as the portfolio construction depending on the severity and materiality of adverse impacts identified.

Thus, the Investment Manager considers principal adverse sustainability impacts throughout the investment process through the use of the internal ESG scores and construction of the portfolio with an improved ESG profile compared to its investment universe.

The Forward-looking perspective defines a set of objectives and developed performance indicators to measure how the researches, portfolios and commitments are aligned on three issues, the '3Es' (Energy transition, Environmental sustainability, Equality & inclusive growth) and thus support investment processes.

Furthermore, the Stewardship team regularly identifies adverse impacts through ongoing research, collaboration with other long-term investors, and dialogue with NGOs and other experts.

As regards the sustainable investments that the financial product intends to make, the following principal adverse sustainability impacts are taken into account:

Corporate mandatory indicators:

1. GreenHouse Gas (GHG) Emissions
2. Carbon footprint
3. GHG intensity of investee companies
4. Exposure to companies active in the fossil fuel sector
5. Share of non-renewable energy consumption and production
6. Energy consumption intensity per high impact climate sector
7. Activities negatively affecting biodiversity sensitive areas
8. Emissions to water
9. Hazardous waste ratio
10. Violations of UN Global Compact principles and Organisation for Economic Cooperation and Development (OECD) Guidelines for Multinational Enterprises
11. Lack of processes and compliance mechanisms to monitor compliance with UN Global

Compact principles and OECD Guidelines for Multinational Enterprises

12. Unadjusted gender pay gap

13. Board gender diversity

14. Exposure to controversial weapons (anti-personnel mines, cluster munitions, chemical weapons and biological weapons)

Corporate voluntary indicators:

Environment

4. Investments in companies without carbon emission reduction initiatives

Social

4. Lack of a supplier code of conduct

9. Lack of a human rights policy

Sovereign mandatory indicator:

15. GHG intensity

16. Investee countries subject to social violations

More detailed information on the manner in which principal adverse impacts on sustainability factors are considered can be found in the BNP PARIBAS ASSET MANAGEMENT SFDR disclosure statement:

<https://docfinder.bnpparibas-am.com/api/files/874ADAE2-3EE7-4AD4-B0ED-84FC06E090BF>

In addition, information on how the principal adverse impacts on sustainability factors have been considered over the year will be available in the annual report of the financial product.

How are the sustainable investments aligned with the OECD Guidelines for Multinational Enterprises and the UN Guiding Principles on Business and Human Rights?

The investment universe of the financial product is periodically screened with a view to identify issuers that are potentially in violation or at risk of violation of the UN Global Compact Principles, OECD Guidelines for Multinational Enterprises and UN Guiding Principles on Business & Human Rights, including the principles and rights set out in the eight fundamental conventions identified in the Declaration of the International Labour Organisation on Fundamental Principles and Rights at Work and the International Bill of Human Rights. This assessment is conducted within the BNPP AM Sustainability Centre on the basis of internal analysis and information provided by external experts, and in consultation with BNP Paribas Group CSR Team. If an issuer is found to be in serious and repeated violations of any of the principles, it will be placed on an 'exclusion list' and will not be available for investment. Existing investments should be divested from the portfolio according to an internal procedure. If an issuer is at risk of violating any of the principles, it is placed on a 'watch list' monitored, as appropriate.

The EU Taxonomy sets out a 'do not significant harm' principle by which Taxonomy-aligned investments should not significantly harm EU Taxonomy objectives and is accompanied by specific EU criteria.

The 'do no significant harm' principle applies only to those investments underlying the financial product that take into account the EU criteria for environmentally sustainable economic activities. The investments underlying the remaining portion of this financial product do not take into account the EU criteria for environmentally sustainable economic activities.

Any other sustainable investments must also not significantly harm any environmental or social objectives.



Does this financial product consider principal adverse impacts on sustainability factors?

Yes

The product considers principal adverse impacts on sustainability factors by systematically implementing the sustainable investment pillars defined in the GSS into its investment process. These pillars are covered by firm-wide policies that set criteria to identify, consider and prioritise as well as address or mitigate adverse sustainability impacts caused by issuers.

The RBC policy establishes a common framework across investments and economic activities that help identify industries and behaviours presenting a high risk of adverse impacts in violation of international norms. As part of the RBC Policy, sector policies provide a tailored approach to identify and prioritize principal adverse impacts based on the nature of the economic activity, and in many cases, the geography in which these economic activities take place.

The ESG Integration Guidelines includes a series of commitments, which are material to consideration of principal adverse sustainability impacts, and guides the internal ESG integration process. The proprietary ESG scoring framework includes an assessment of a number of adverse sustainability impacts caused by companies in which we invest. Outcome of this assessment may impact the valuation models as well as the portfolio construction depending on the severity and materiality of adverse impacts identified.

Thus, the Investment Manager considers principal adverse sustainability impacts throughout the investment process through the use of the internal ESG scores and construction of the portfolio with an improved ESG profile compared to its investment universe.

The Forward-looking perspective defines a set of objectives and developed performance indicators to measure how the researches, portfolios and commitments are aligned on three issues, the '3Es' (Energy transition, Environmental sustainability, Equality & inclusive growth) and thus support investment processes.

Furthermore, the Stewardship team regularly identifies adverse impacts through ongoing research, collaboration with other long-term investors, and dialogue with NGOs and other experts.

Actions to address or mitigate principal adverse sustainability impacts depend on the severity and materiality of these impacts. These actions are guided by the RBC Policy, ESG Integration Guidelines, and Engagement and Voting Policy which include the following provisions :

- Exclusion of issuers that are in violation of international norms and conventions and issuers that are involved in activities presenting an unacceptable risk to society and/or the environment
- Engagement with issuers with the aim of encouraging them to improve their environmental, social and governance practices and, thus, mitigate potential adverse impacts
- In case of equity holdings, voting at Annual General Meetings of companies the portfolio is invested in to promote good governance and advance environmental and social issues
- Ensuring all securities included in the portfolio have supportive ESG research
- Managing portfolios so that their aggregate ESG score is better than the relevant benchmark or universe

Based on the above approach, and depending on the composition of the financial product's portfolio (i.e. the type of issuer), the financial product considers and addresses or mitigates the following principal adverse sustainability impacts:

Corporate mandatory indicators:

1. GreenHouse Gas (GHG) Emissions
2. Carbon footprint
3. GHG intensity of investee companies
4. Exposure to companies active in the fossil fuel sector
5. Share of non-renewable energy consumption and production
6. Energy consumption intensity per high impact climate sector



7. Activities negatively affecting biodiversity sensitive areas
8. Emissions to water
9. Hazardous waste ratio
10. Violations of UN Global Compact principles and Organisation for Economic Cooperation and Development (OECD) Guidelines for Multinational Enterprises
11. Lack of processes and compliance mechanisms to monitor compliance with UN Global Compact principles and OECD Guidelines for Multinational Enterprises
12. Unadjusted gender pay gap
13. Board gender diversity
14. Exposure to controversial weapons (anti-personnel mines, cluster munitions, chemical weapons and biological weapons)

Corporate voluntary indicators:

Environment

4. Investments in companies without carbon emission reduction initiatives

Social

4. Lack of a supplier code of conduct
9. Lack of a human rights policy

Sovereign mandatory indicator:

15. GHG intensity
16. Investee countries subject to social violations

More detailed information on the manner in which principal adverse impacts on sustainability factors are considered can be found in the BNP PARIBAS ASSET MANAGEMENT SFDR disclosure statement: <https://docfinder.bnpparibas-am.com/api/files/874ADAE2-3EE7-4AD4-BOED-84FC06E090BF>
In addition, information on how the principal adverse impacts on sustainability factors have been considered over the year will be available in the annual report of the financial product.

No



What investment strategy does this financial product follow?

The investment strategy guides investment decisions based on factors such as investment objectives and risk tolerance.

To achieve the investment objective of the financial product, the investment manager takes into account at each step of its investment process the Environmental, Social and Governance (ESG) criteria that the financial product promotes.

The investment universe of the financial product is thoroughly screened with a view to identify issuers that are in violation of the UN Global Compact Principles, OECD Guidelines for Multinational Enterprises and UN Guiding Principles on Business & Human Rights.

Then the Investment Manager integrates ESG ratings and criteria into the assessment of issuers. ESG ratings are built by BNP Paribas Asset Management's Sustainability Centre using a proprietary ESG methodology.

The investment manager constantly integrates the binding elements of the investment strategy described in the question below to construct an investment portfolio with an improved ESG profile compared to its investment universe.

Environmental, social and governance (ESG) criteria contribute to, but are not a determining factor in, the manager's decision-making.

The elements of the investment strategy to attain the environmental or social characteristics promoted by this financial product as described below are systematically integrated throughout the investment process.

- **What are the binding elements of the investment strategy used to select the investments to attain each of the environmental or social characteristics promoted by this financial product?**

- The financial product shall comply with the RBC Policy by excluding companies involved in controversies due to poor practices related to human and labor rights, environment, and corruption, as well as



companies operating in sensitive sectors (tobacco, coal, controversial weapons, asbestos,...), as these companies are deemed to be in violation of international norms, or to cause unacceptable harm to society and/or the environment.

More information on the RBC Policy, and in particular criteria relating to sectoral exclusions, can be found on the website of the investment manager: Sustainability documents - BNPP AM Corporate English (<https://www.bnpparibas-am.com/sustainability-documents/>)

- The financial product shall have the weighted average ESG score of its portfolio higher than the weighted average ESG score of its investment universe, as defined in the Prospectus
- The financial product shall have at least 90% of its assets (excluding ancillary liquid assets) covered by the ESG analysis based on the ESG internal proprietary methodology
- The financial product shall have the average portfolio ESG Score higher than the average portfolio ESG Score of its investment universe, after eliminating at least 15% of securities with the lowest ESG Score
- The financial product shall invest at least 50% of its assets in 'sustainable investments' as defined in Article 2 (17) of the SFDR regulation. Criteria to qualify an investment as 'sustainable investment' are indicated in the above question 'What are the objectives of the sustainable investments that the financial product partially intends to make and does the sustainable investments contribute to such objectives' and the quantitative and qualitative thresholds are mentioned in the main part of the Prospectus
- The financial product shall invest at least 2% of its assets in investments aligned with the EU Taxonomy as disclosed below

● **What is the committed minimum rate to reduce the scope of the investments considered prior to the application of that investment strategy?**

The financial product does not commit to a reduction of the scope of investments prior to the application of its investment strategy.

● **What is the policy to assess good governance practices of the investee companies?**

The ESG scoring framework assesses corporate governance through a core set of standard key performance indicators for all sectors supplemented by sector specific metrics. The governance metrics and indicators to assess good governance practices such as sound management structures, employee relations, remuneration of staff and tax compliance include but are not limited to:

- Separation of power (e.g. Split CEO/Chair)
- Board diversity
- Executive pay (remuneration policy)
- Board Independence, and key committees independence
- Accountability of directors
- Financial expertise of the Audit Committee
- Respect of shareholders rights and absence of antitakeover devices
- The presence of appropriate policies (i.e. Bribery and corruption, whistleblower)
- Tax disclosure
- An assessment of prior negative incidents relating to governance

The ESG analysis goes beyond the framework to look at a more qualitative assessment of how the insights from our ESG model are reflected in the culture and operations of investee companies. In some cases, the ESG analysts will conduct due diligence meetings to better understand the company's approach to corporate governance.

Good governance practices include sound management structures, employee relations, remuneration of staff and tax compliance.



What is the asset allocation planned for this financial product?

At least 80% of the investments of the financial product will be used to meet the environmental or social characteristics promoted, in accordance with the binding elements of the investment strategy of the financial product.

For the avoidance of doubt, such a proportion is solely a minimum and the exact percentage of the investments of the financial product that attained the promoted environmental or social characteristics will be available in the annual report.

The minimum proportion of sustainable investments of the financial product is 50%.

The remaining proportion of the investments is mainly used as described under the question: “What investments are included under “#2 Other”, what is their purpose and are there any minimum environmental or social safeguards?”

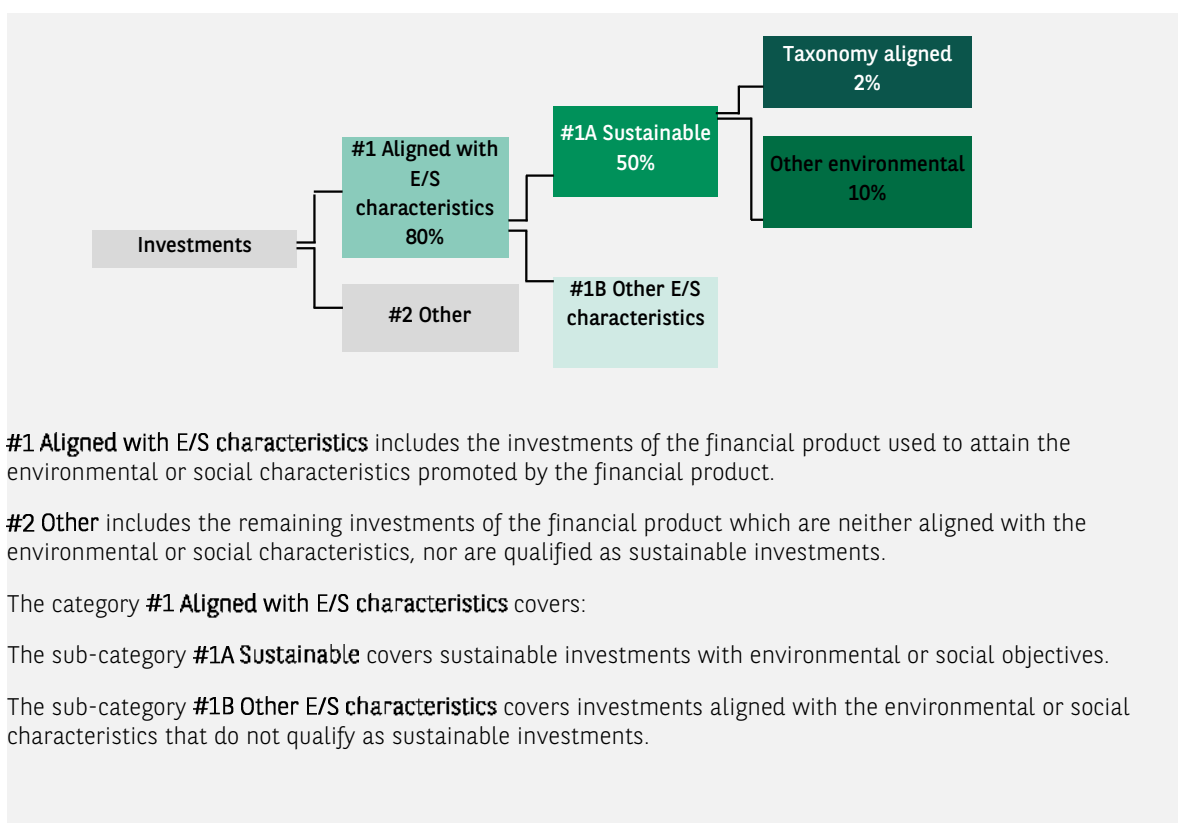
Asset allocation describes the share of investments in specific assets.

Taxonomy-aligned activities are expressed as a share of:

- **turnover** reflecting the share of revenue from green activities of investee companies.

- **capital expenditure** (CapEx) showing the green investments made by investee companies, e.g. for a transition to a green economy.

- **operational expenditure** (OpEx) reflecting green operational activities of investee companies.



#1 Aligned with E/S characteristics includes the investments of the financial product used to attain the environmental or social characteristics promoted by the financial product.

#2 Other includes the remaining investments of the financial product which are neither aligned with the environmental or social characteristics, nor are qualified as sustainable investments.


The category **#1 Aligned with E/S characteristics** covers:

The sub-category **#1A Sustainable** covers sustainable investments with environmental or social objectives.

The sub-category **#1B Other E/S characteristics** covers investments aligned with the environmental or social characteristics that do not qualify as sustainable investments.

● **How does the use of derivatives attain the environmental or social characteristics promoted by the financial product?**

Financial derivative instruments may be used for efficient portfolio management, hedging and/or investment purposes, if applicable. These instruments are not used to attain the environmental or social characteristics promoted by the product.

 **To what minimum extent are sustainable investments with an environmental objective aligned with the EU Taxonomy?**

The extent to which sustainable investments with an environmental objective are aligned with the EU Taxonomy and that contribute to the environmental objectives climate change mitigation, climate change adaptation, the sustainable use and protection of water and marine resources, the transition to a circular economy, pollution prevention and control and/or the protection and restoration of biodiversity and ecosystems are disclosed in the two graphs below.

The Management Company is currently improving its Taxonomy-alignment data collection to ensure the accuracy and suitability of its Taxonomy sustainability-related disclosures. Further subsequent prospectus and Taxonomy-alignment commitments updates will be made accordingly.

Economic activities that are not recognised by the Taxonomy Regulation are not necessarily environmentally harmful or unsustainable. In addition, all activities that can make a substantial contribution to environmental as well as social objectives are not yet part of the Taxonomy Regulation.

● Does the financial product invest in fossil gas and/or nuclear energy related activities that comply with the EU Taxonomy¹ ?

To comply with the EU Taxonomy, the criteria for **fossil gas** include limitations on emissions and switching to renewable power or low-carbon fuels by the end of 2035. For **nuclear energy**, the criteria include comprehensive safety and waste management rules.

Yes

In fossil gas In Nuclear Energy

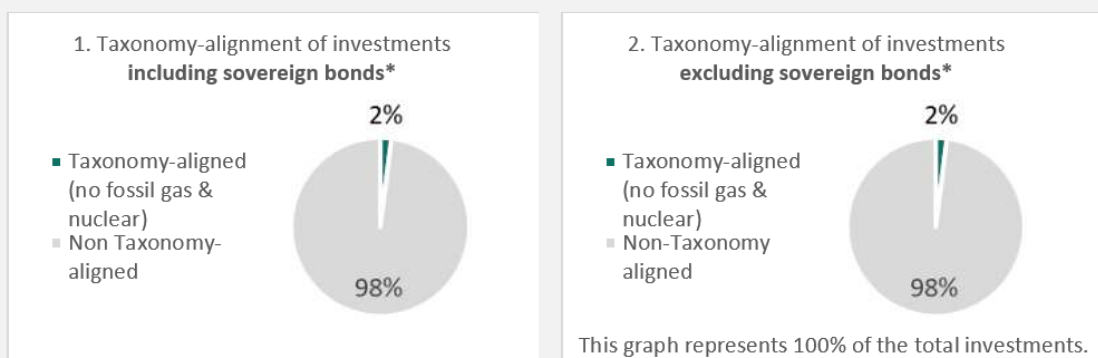
No

¹ -Fossil gas and/or nuclear related activities will only comply with the EU Taxonomy where they contribute to limiting climate change ("climate change mitigation") and do not significantly harm any EU Taxonomy objective - see explanatory note in the left hand margin. The full criteria for fossil gas and nuclear energy economic activities that comply with the EU Taxonomy are laid down in Commission Delegated Regulation (EU) 2022/1214.

The two graphs below show in green the minimum percentage of investments that are aligned with the EU Taxonomy. As there is no appropriate methodology to determine the Taxonomy-alignment of sovereign bonds*, the first graph shows the Taxonomy-alignment in relation to all the investments of the financial product including sovereign bonds, while the second graph shows the Taxonomy-alignment only in relation to the investments of the financial product other than sovereign bonds.

Enabling activities directly enable other activities to make a substantial contribution to an environmental objective.

Transitional activities are activities for which low-carbon alternatives are not yet available and among others have greenhouse gas emission levels corresponding to the best performance.



* For the purpose of these graphs, 'sovereign bonds' consist of all sovereign exposures

● What is the minimum share of investments in transitional and enabling activities?

Not applicable

are sustainable investments with an environmental objective that **do not take into account the criteria** for environmentally sustainable economic activities under the EU Taxonomy.

● What is the minimum share of sustainable investments with an environmental objective that are not aligned with the EU Taxonomy?

The minimum share of sustainable investments with an environmental objective that are not aligned with the EU Taxonomy is 10%.

The minimum share is intentionally low as the objective of the investment manager is not to prevent the product from investing in taxonomy-aligned activities within the framework of the investment strategy of the product.

The Management Company is improving its Taxonomy-alignment data collection to ensure the accuracy and suitability of its Taxonomy sustainability-related disclosures. In the meantime, the financial product will invest in sustainable investments with an environmental objective that are not aligned with the EU Taxonomy.



What is the minimum share of socially sustainable investments?

Not applicable



What investments are included under '#2 Other', what is their purpose and are there any minimum environmental or social safeguards?

The remaining proportion of the investments may include :

- The proportion of assets that are not used to meet the environmental or social characteristics promoted by the financial product. These assets are used for investment purposes, or
- Instruments which are mainly used for liquidity, efficient portfolio management, and/or hedging purposes, notably cash, deposits and derivatives

In any case, the investment manager will ensure that those investments are made while maintaining the improvement of the ESG profile of the financial product. In addition, those investments are made in compliance with our internal processes, including the following minimum environmental or social safeguards:

- The risk management policy. The risk management policy comprises procedures as are necessary to enable the management company to assess for each financial product it manages the exposure of that product to market, liquidity, sustainability and counterparty risks. And
- The RBC policy, where applicable, through the exclusion of companies involved in controversies due to poor practices related to human and labour rights, environment, and corruption, as well as companies operating in sensitive sectors (tobacco, coal, controversial weapons, asbestos,...), as these companies are deemed to be in violation of international norms, or to cause unacceptable harm to society and/or the environment



Is a specific index designated as a reference benchmark to determine whether this financial product is aligned with the environmental and/or social characteristics that it promotes?

No reference benchmark has been designated for the purpose of attaining the environmental or social characteristics promoted by the financial product.

- **How is the reference benchmark continuously aligned with each of the environmental or social characteristics promoted by the financial product?**

Not applicable

- **How is the alignment of the investment strategy with the methodology of the index ensured on a continuous basis?**

Not applicable

- **How does the designated index differ from a relevant broad market index?**

Not applicable

- **Where can the methodology used for the calculation of the designated index be found?**

Not applicable

Reference benchmarks are indexes to measure whether the financial product attains the environmental or social characteristics that they promote.



Where can I find more product specific information online?

More product-specific information can be found on the website: <https://www.bnpparibas-am.com/> after choosing the relevant country and directly in the section 'Sustainability-related disclosures' dedicated to the product.



Template pre-contractual disclosure for the financial products referred to in Article 8, paragraphs 1, 2 and 2a, of Regulation (EU) 2019/2088 and Article 6, first paragraph, of Regulation (EU) 2020/852

Product name : **BNP PARIBAS FUNDS EUROPE SMALL CAP**

Legal Entity Identifier : 213800DFEHDBWIC7W373

Sustainable investment means an investment in an economic activity that contributes to an environmental or social objective, provided that the investment does not significantly harm any environmental or social objective and that the investee companies follow good governance practices.

The **EU Taxonomy** is a classification system laid down in Regulation (EU) 2020/852, establishing a list of **environmentally sustainable economic activities**. That Regulation does not lay down a list of socially sustainable economic activities. Sustainable investments with an environmental objective might be aligned with the Taxonomy or not.

Environmental and/or social characteristics

Does this financial product have a sustainable investment objective?	
<input checked="" type="radio"/> <input type="radio"/> Yes	<input checked="" type="radio"/> <input type="radio"/> No
<input type="checkbox"/> It will make a minimum of sustainable investments with an environmental objective: ____%	<input checked="" type="checkbox"/> It promotes Environmental/Social (E/S) characteristics and while it does not have as its objective a sustainable investment, it will have a minimum proportion of 20% of sustainable investments
<input type="checkbox"/> in economic activities that qualify as environmentally sustainable under the EU Taxonomy	<input type="checkbox"/> with an environmental objective in economic activities that qualify as environmentally sustainable under the EU Taxonomy
<input type="checkbox"/> in economic activities that do not qualify as environmentally sustainable under the EU Taxonomy	<input checked="" type="checkbox"/> with an environmental objective in economic activities that do not qualify as environmentally sustainable under the EU Taxonomy
<input type="checkbox"/> It will make a minimum of sustainable investments with a social objective: ____%	<input checked="" type="checkbox"/> with a social objective
	<input type="checkbox"/> It promotes E/S characteristics, but will not make any sustainable investments



What environmental and/or social characteristics are promoted by this financial product?

The financial product promotes environmental and social characteristics by assessing underlying investments against Environmental, Social, and Governance (ESG) criteria using an ESG internal proprietary methodology, and by investing in issuers that demonstrate good environmental and social practices, while implementing robust corporate governance practices within their sector of activity.

The ESG performance of an issuer is evaluated against a combination of environmental, social and governance factors which include but are not limited to:

- Environmental: energy efficiency, reduction of emissions of greenhouse gases (GHG), treatment of waste

- Social: respect of human rights and workers' rights, human resources management (workers' health and safety, diversity)
- Governance: Board of Directors independence, managers' remuneration, respect of minority shareholders rights

The exclusion criteria are applied with regard to issuers that are in violation of international norms and convention, or operate in sensitive sectors as defined by the Responsible Business Conduct Policy (RBC Policy).

Furthermore, the investment manager promotes better environmental and social outcomes through engagement with issuers and the exercise of voting rights according to the Stewardship policy, where applicable.

No reference benchmark has been designated for the purpose of attaining the environmental or social characteristics promoted by the financial product.

Sustainability indicators measure how the environmental or social characteristics promoted by the financial product are attained.

- **What sustainability indicators are used to measure the attainment of each of the environmental or social characteristics promoted by this financial product?**

The following sustainability indicators are used to measure the attainment of the environmental and social characteristics promoted by the financial product:

- The percentage of the financial product's portfolio compliant with the RBC Policy
- The percentage of the financial product's portfolio covered by ESG analysis based on the ESG internal proprietary methodology
- The weighted average ESG score of the financial product's portfolio compared to the weighted average ESG score of its investment universe, as defined in the Prospectus
- The percentage of the financial product's portfolio invested in 'sustainable investments' as defined in Article 2 (17) of the SFDR regulation

- **What are the objectives of the sustainable investments that the financial product partially intends to make and how does the sustainable investment contribute to such objectives?**

The objectives of the sustainable investments made by the financial product are to finance companies that contribute to environmental and/or social objectives through their products and services, as well as their sustainable practices.

The internal methodology, as defined in the main part of the Prospectus, integrates several criteria into its definition of sustainable investments that are considered to be core components to qualify a company as sustainable. These criteria are complementary to each other. In practice, a company must meet at least one of the criteria described below in order to be considered as contributing to an environmental or social objective:

1. A company with an economic activity aligned with the EU Taxonomy objectives. A company can be qualified as sustainable investment in case it has more than 20% of its revenues aligned with the EU Taxonomy. A company qualifying as sustainable investment through this criteria can for example contribute to the following environmental objectives: sustainable forestry, environmental restoration, sustainable manufacturing, renewable energy, water supply, sewerage, waste management and remediation, sustainable transportation, sustainable buildings, sustainable information and technology, scientific research for sustainable development;
2. A company with an economic activity contributing to one or more United Nations Sustainable Development goals (UN SDG) targets. A company can be qualified as sustainable investment in case it has more than 20% of its revenues aligned with the SDGs and less than 20% of its revenues misaligned with the UN SDGs. A company qualifying as sustainable investment through this criteria can for example contribute to the following objectives:
 - a. Environmental: sustainable agriculture, sustainable management of water and sanitation, sustainable and modern energy, sustainable economic growth, sustainable infrastructure, sustainable cities, sustainable consumption and production patterns, fight against climate change, conservation and sustainable use of oceans, seas and marine resources, protection, restoration and sustainable use of

terrestrial ecosystems, sustainable management of forests, fight against desertification, land degradation and biodiversity loss;

b. Social: no poverty, zero hunger, food security, healthy lives and well-being at all ages, inclusive and equitable quality education and lifelong learning opportunities, gender equality, women and girls empowerment, availability of water and sanitation, access to affordable, reliable and modern energy, inclusive and sustainable economic growth, full and productive employment and decent work, resilient infrastructure, inclusive and sustainable industrialization, reduced inequality, inclusive, safe and resilient cities and human settlements, peaceful and inclusive societies, access to justice and effective, accountable and inclusive institutions, global partnership for sustainable development.

3. A company operating in a high GHG emission sector that is transitioning its business model to align with the objective of maintaining the global temperature rise below 1.5°C. A company qualifying as sustainable investment through this criteria can for example contribute to the following environmental objectives: GHG emissions reduction, fight against climate change;

4. A company with best-in-class environmental or social practices compared to its peers within the relevant sector and geographical region. The E or S best performer assessment is based on the BNPP AM ESG scoring methodology. The methodology scores companies and assesses them against a peer group comprising companies in comparable sectors and geographical regions. A company with a contribution score above 10 on the Environmental or Social pillar qualifies as best performer. A company qualifying as sustainable investment through this criteria can for example contribute to the following objectives:

a. Environmental: fight against climate change, environmental risk management, sustainable management of natural resources, waste management, water management, GHG emissions reduction, renewable energy, sustainable agriculture, green infrastructure;

b. Social: health and safety, human capital management, good external stakeholder management (supply chain, contractors, data), business ethics preparedness, good corporate governance.

Green bonds, social bonds and sustainability bonds issued to support specific environmental and/or social projects are also qualified as sustainable investments provided that these debt securities receive an investment recommendation 'POSITIVE' or 'NEUTRAL' from the Sustainability Center following the issuer and underlying project assessment based on a proprietary Green/Social/Sustainability Bond Assessment methodology.

Companies identified as a sustainable investment should not significantly harm any other environmental or social objectives (the Do No Significant Harm 'DNSH' principle) and should follow good governance practices. BNP Paribas Asset Management (BNPP AM) uses its proprietary methodology to assess all companies against these requirements.

More information on the internal methodology can be found on the website of the investment manager: <https://docfinder.bnpparibas-am.com/api/files/14787511-CB33-49FC-B9B5-7E934948BE63>

● **How do the sustainable investments that the financial product partially intends to make, not cause significant harm to any environmental or social sustainable investment objective?**

Sustainable investments that the product partially intends to make should not significantly harm any environmental or social objective (DNSH Principle). In this respect, the investment manager commits to consider principal adverse impacts on sustainability factors by taking into account indicators for adverse impacts as defined in SFDR, and to not invest in companies that do not meet their fundamental obligations in line with the OECD Guidelines and the UN Guiding Principles on Business and Human Rights.

How have the indicators for adverse impacts on sustainability factors been taken into account?

The investment manager ensures that throughout its investment process, the financial product takes into all the account principal all the adverse impact indicators that are relevant to its investment strategy to select the sustainable investments that the financial product partially intends to make by systematically implementing the sustainable investment pillars defined in

Principal adverse impacts are the most significant negative impacts of investment decisions on sustainability factors relating to environmental, social and employee matters, respect for human rights, anti-corruption and anti-bribery matters.



the BNP Paribas Asset Management Global Sustainability Strategy (GSS) into its investment process : RBC policy, ESG integration guidelines, Stewardship, the forward-looking vision the '3Es' (Energy transition, Environmental sustainability, Equality & Inclusive Growth).

The RBC policy establishes a common framework across investments and economic activities that help identify industries and behaviours presenting a high risk of adverse impacts in violation of international norms. As part of the RBC Policy, sector policies provide a tailored approach to identify and prioritize principal adverse impacts based on the nature of the economic activity, and in many cases, the geography in which these economic activities take place.

The ESG Integration Guidelines includes a series of commitments, which are material to consideration of principal adverse sustainability impacts, and guides the internal ESG integration process. The proprietary ESG scoring framework includes an assessment of a number of adverse sustainability impacts caused by companies in which we invest. Outcome of this assessment may impact the valuation models as well as the portfolio construction depending on the severity and materiality of adverse impacts identified.

Thus, the Investment Manager considers principal adverse sustainability impacts throughout the investment process through the use of the internal ESG scores and construction of the portfolio with an improved ESG profile compared to its investment universe.

The Forward-looking perspective defines a set of objectives and developed performance indicators to measure how the researches, portfolios and commitments are aligned on three issues, the '3Es' (Energy transition, Environmental sustainability, Equality & inclusive growth) and thus support investment processes.

Furthermore, the Stewardship team regularly identifies adverse impacts through ongoing research, collaboration with other long-term investors, and dialogue with NGOs and other experts.

As regards the sustainable investments that the financial product intends to make, the following principal adverse sustainability impacts are taken into account:

Corporate mandatory indicators:

1. GreenHouse Gas (GHG) Emissions
2. Carbon footprint
3. GHG intensity of investee companies
4. Exposure to companies active in the fossil fuel sector
5. Share of non-renewable energy consumption and production
6. Energy consumption intensity per high impact climate sector
7. Activities negatively affecting biodiversity sensitive areas
8. Emissions to water
9. Hazardous waste ratio
10. Violations of UN Global Compact principles and Organisation for Economic Cooperation and Development (OECD) Guidelines for Multinational Enterprises
11. Lack of processes and compliance mechanisms to monitor compliance with UN Global Compact principles and OECD Guidelines for Multinational Enterprises
12. Unadjusted gender pay gap
13. Board gender diversity
14. Exposure to controversial weapons (anti-personnel mines, cluster munitions, chemical weapons and biological weapons)

Corporate voluntary indicators:

Environment

4. Investments in companies without carbon emission reduction initiatives

Social

4. Lack of a supplier code of conduct
9. Lack of a human rights policy

Sovereign mandatory indicator:

15. GHG intensity
16. Investee countries subject to social violations

More detailed information on the manner in which principal adverse impacts on sustainability factors are considered can be found in the BNP PARIBAS ASSET MANAGEMENT SFDR disclosure statement:

<https://docfinder.bnpparibas-am.com/api/files/874ADAE2-3EE7-4AD4-B0ED-84FC06E090BF>

In addition, information on how the principal adverse impacts on sustainability factors have been considered over the year will be available in the annual report of the financial product.

How are the sustainable investments aligned with the OECD Guidelines for Multinational Enterprises and the UN Guiding Principles on Business and Human Rights?

The investment universe of the financial product is periodically screened with a view to identify issuers that are potentially in violation or at risk of violation of the UN Global Compact Principles, OECD Guidelines for Multinational Enterprises and UN Guiding Principles on Business & Human Rights, including the principles and rights set out in the eight fundamental conventions identified in the Declaration of the International Labour Organisation on Fundamental Principles and Rights at Work and the International Bill of Human Rights. This assessment is conducted within the BNPP AM Sustainability Centre on the basis of internal analysis and information provided by external experts, and in consultation with BNP Paribas Group CSR Team. If an issuer is found to be in serious and repeated violations of any of the principles, it will be placed on an 'exclusion list' and will not be available for investment. Existing investments should be divested from the portfolio according to an internal procedure. If an issuer is at risk of violating any of the principles, it is placed on a 'watch list' monitored, as appropriate.

The EU Taxonomy sets out a 'do not significant harm' principle by which Taxonomy-aligned investments should not significantly harm EU Taxonomy objectives and is accompanied by specific EU criteria.

The 'do no significant harm' principle applies only to those investments underlying the financial product that take into account the EU criteria for environmentally sustainable economic activities. The investments underlying the remaining portion of this financial product do not take into account the EU criteria for environmentally sustainable economic activities.

Any other sustainable investments must also not significantly harm any environmental or social objectives.



Does this financial product consider principal adverse impacts on sustainability factors?

Yes

The product considers principal adverse impacts on sustainability factors by systematically implementing the sustainable investment pillars defined in the GSS into its investment process. These pillars are covered by firm-wide policies that set criteria to identify, consider and prioritise as well as address or mitigate adverse sustainability impacts caused by issuers.

The RBC policy establishes a common framework across investments and economic activities that help identify industries and behaviours presenting a high risk of adverse impacts in violation of international norms. As part of the RBC Policy, sector policies provide a tailored approach to identify and prioritize principal adverse impacts based on the nature of the economic activity, and in many cases, the geography in which these economic activities take place.

The ESG Integration Guidelines includes a series of commitments, which are material to consideration of principal adverse sustainability impacts, and guides the internal ESG integration process. The proprietary ESG scoring framework includes an assessment of a number of adverse sustainability impacts caused by companies in which we invest. Outcome of this assessment may impact the valuation models as well as the portfolio construction depending on the severity and materiality of adverse impacts identified.

Thus, the Investment Manager considers principal adverse sustainability impacts throughout the investment process through the use of the internal ESG scores and construction of the portfolio with an improved ESG profile compared to its investment universe.

The Forward-looking perspective defines a set of objectives and developed performance indicators to measure how the researches, portfolios and commitments are aligned on three issues, the '3Es' (Energy transition, Environmental sustainability, Equality & inclusive growth) and thus support investment processes.

Furthermore, the Stewardship team regularly identifies adverse impacts through ongoing research, collaboration with other long-term investors, and dialogue with NGOs and other experts.

Actions to address or mitigate principal adverse sustainability impacts depend on the severity and materiality of these impacts. These actions are guided by the RBC Policy, ESG Integration Guidelines, and Engagement and Voting Policy which include the following provisions :

- Exclusion of issuers that are in violation of international norms and conventions and issuers that are involved in activities presenting an unacceptable risk to society and/or the environment
- Engagement with issuers with the aim of encouraging them to improve their environmental, social and governance practices and, thus, mitigate potential adverse impacts
- In case of equity holdings, voting at Annual General Meetings of companies the portfolio is invested in to promote good governance and advance environmental and social issues
- Ensuring all securities included in the portfolio have supportive ESG research
- Managing portfolios so that their aggregate ESG score is better than the relevant benchmark or universe

Based on the above approach, and depending on the composition of the financial product's portfolio (i.e. the type of issuer), the financial product considers and addresses or mitigates the following principal adverse sustainability impacts:

Corporate mandatory indicators:

1. GreenHouse Gas (GHG) Emissions
2. Carbon footprint
3. GHG intensity of investee companies
4. Exposure to companies active in the fossil fuel sector
5. Share of non-renewable energy consumption and production
6. Energy consumption intensity per high impact climate sector



7. Activities negatively affecting biodiversity sensitive areas
8. Emissions to water
9. Hazardous waste ratio
10. Violations of UN Global Compact principles and Organisation for Economic Cooperation and Development (OECD) Guidelines for Multinational Enterprises
11. Lack of processes and compliance mechanisms to monitor compliance with UN Global Compact principles and OECD Guidelines for Multinational Enterprises
12. Unadjusted gender pay gap
13. Board gender diversity
14. Exposure to controversial weapons (anti-personnel mines, cluster munitions, chemical weapons and biological weapons)

Corporate voluntary indicators:

Environment

4. Investments in companies without carbon emission reduction initiatives

Social

4. Lack of a supplier code of conduct
9. Lack of a human rights policy

Sovereign mandatory indicator:

15. GHG intensity
16. Investee countries subject to social violations

More detailed information on the manner in which principal adverse impacts on sustainability factors are considered can be found in the BNP PARIBAS ASSET MANAGEMENT SFDR disclosure statement: <https://docfinder.bnpparibas-am.com/api/files/874ADAE2-3EE7-4AD4-BOED-84FC06E090BF>
In addition, information on how the principal adverse impacts on sustainability factors have been considered over the year will be available in the annual report of the financial product.

No



What investment strategy does this financial product follow?

The investment strategy guides investment decisions based on factors such as investment objectives and risk tolerance.

To achieve the investment objective of the financial product, the investment manager takes into account at each step of its investment process the Environmental, Social and Governance (ESG) criteria that the financial product promotes.

The investment universe of the financial product is thoroughly screened with a view to identify issuers that are in violation of the UN Global Compact Principles, OECD Guidelines for Multinational Enterprises and UN Guiding Principles on Business & Human Rights.

Then the Investment Manager integrates ESG ratings and criteria into the assessment of issuers. ESG ratings are built by BNP Paribas Asset Management's Sustainability Centre using a proprietary ESG methodology.

The investment manager constantly integrates the binding elements of the investment strategy described in the question below to construct an investment portfolio with an improved ESG profile compared to its investment universe.

Environmental, social and governance (ESG) criteria contribute to, but are not a determining factor in, the manager's decision-making.

The elements of the investment strategy to attain the environmental or social characteristics promoted by this financial product as described below are systematically integrated throughout the investment process.

- **What are the binding elements of the investment strategy used to select the investments to attain each of the environmental or social characteristics promoted by this financial product?**

- The financial product shall comply with the RBC Policy by excluding companies involved in controversies due to poor practices related to human and labor rights, environment, and corruption, as well as

companies operating in sensitive sectors (tobacco, coal, controversial weapons, asbestos,...), as these companies are deemed to be in violation of international norms, or to cause unacceptable harm to society and/or the environment.

More information on the RBC Policy, and in particular criteria relating to sectoral exclusions, can be found on the website of the investment manager: Sustainability documents - BNPP AM Corporate English (<https://www.bnpparibas-am.com/sustainability-documents/>)

- The financial product shall have the weighted average ESG score of its portfolio higher than the weighted average ESG score of its investment universe, as defined in the Prospectus

- The financial product shall have at least 75% of its assets (excluding ancillary liquid assets) covered by the ESG analysis based on the ESG internal proprietary methodology

- The financial product shall invest at least 20% of its assets in 'sustainable investments' as defined in Article 2 (17) of the SFDR regulation. Criteria to qualify an investment as 'sustainable investment' are indicated in the above question 'What are the objectives of the sustainable investments that the financial product partially intends to make and does the sustainable investments contribute to such objectives' and the quantitative and qualitative thresholds are mentioned in the main part of the Prospectus

● What is the committed minimum rate to reduce the scope of the investments considered prior to the application of that investment strategy?

The financial product does not commit to a reduction of the scope of investments prior to the application of its investment strategy.

● What is the policy to assess good governance practices of the investee companies?

The ESG scoring framework assesses corporate governance through a core set of standard key performance indicators for all sectors supplemented by sector specific metrics. The governance metrics and indicators to assess good governance practices such as sound management structures, employee relations, remuneration of staff and tax compliance include but are not limited to:

- Separation of power (e.g. Split CEO/Chair)
- Board diversity
- Executive pay (remuneration policy)
- Board Independence, and key committees independence
- Accountability of directors
- Financial expertise of the Audit Committee
- Respect of shareholders rights and absence of antitakeover devices
- The presence of appropriate policies (i.e. Bribery and corruption, whistleblower)
- Tax disclosure
- An assessment of prior negative incidents relating to governance

The ESG analysis goes beyond the framework to look at a more qualitative assessment of how the insights from our ESG model are reflected in the culture and operations of investee companies. In some cases, the ESG analysts will conduct due diligence meetings to better understand the company's approach to corporate governance.

Good governance practices include sound management structures, employee relations, remuneration of staff and tax compliance.



What is the asset allocation planned for this financial product?

Asset allocation describes the share of investments in specific assets.

At least 65% of the investments of the financial product will be used to meet the environmental or social characteristics promoted, in accordance with the binding elements of the investment strategy of the financial product.

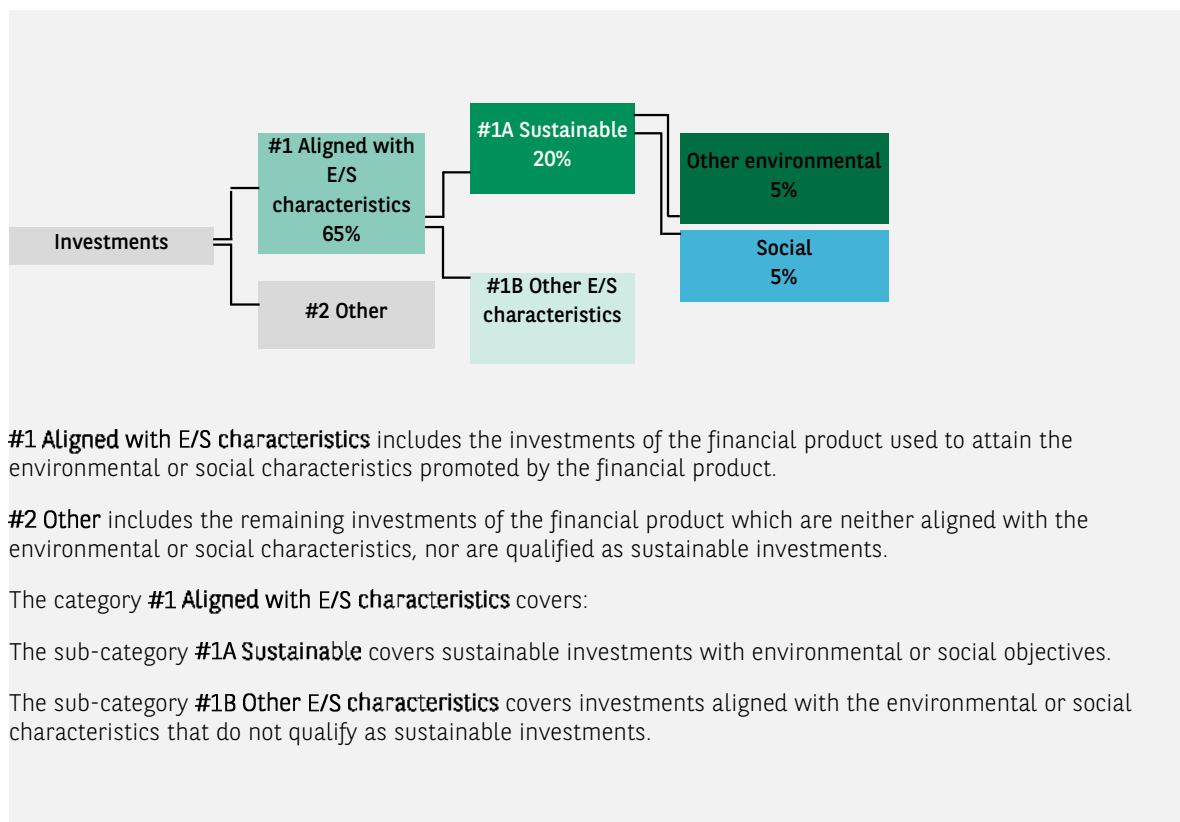
Taxonomy-aligned activities are expressed as a share of:

For the avoidance of doubt, such a proportion is solely a minimum and the exact percentage of the investments of the financial product that attained the promoted environmental or social characteristics will be available in the annual report.

The minimum proportion of sustainable investments of the financial product is 20%.

The remaining proportion of the investments is mainly used as described under the question: "What investments are included under "#2 Other", what is their purpose and are there any minimum environmental or social safeguards?"

- **turnover** reflecting the share of revenue from green activities of investee companies.
 - **capital expenditure** (CapEx) showing the green investments made by investee companies, e.g. for a transition to a green economy.
 - **operational expenditure** (OpEx) reflecting green operational activities of investee companies.



● **How does the use of derivatives attain the environmental or social characteristics promoted by the financial product?**

Financial derivative instruments may be used for efficient portfolio management, hedging and/or investment purposes, if applicable. These instruments are not used to attain the environmental or social characteristics promoted by the product.



To what minimum extent are sustainable investments with an environmental objective aligned with the EU Taxonomy?

Not applicable

● **Does the financial product invest in fossil gas and/or nuclear energy related activities that comply with the EU Taxonomy¹?**

Yes

In fossil gas In Nuclear Energy

No

¹ -Fossil gas and/or nuclear related activities will only comply with the EU Taxonomy where they contribute to limiting climate change ("climate change mitigation") and do not significantly harm any EU Taxonomy objective - see explanatory note in the left hand margin. The full criteria for fossil gas and nuclear energy economic activities that comply with the EU Taxonomy are laid down in Commission Delegated Regulation (EU) 2022/1214.



Enabling activities directly enable other activities to make a substantial contribution to an environmental objective. **Transitional activities** are activities for which low-carbon alternatives are not yet available and among others have greenhouse gas emission levels corresponding to the best performance.

The two graphs below show in green the minimum percentage of investments that are aligned with the EU Taxonomy. As there is no appropriate methodology to determine the Taxonomy-alignment of sovereign bonds*, the first graph shows the Taxonomy-alignment in relation to all the investments of the financial product including sovereign bonds, while the second graph shows the Taxonomy-alignment only in relation to the investments of the financial product other than sovereign bonds.



* For the purpose of these graphs, 'sovereign bonds' consist of all sovereign exposures

● **What is the minimum share of investments in transitional and enabling activities?**

Not applicable

are sustainable investments with an environmental objective that **do not take into account the criteria** for environmentally sustainable economic activities under the EU Taxonomy.

● **What is the minimum share of sustainable investments with an environmental objective that are not aligned with the EU Taxonomy?**

The minimum share of sustainable investments with an environmental objective that are not aligned with the EU Taxonomy is 5%.

The minimum share is intentionally low as the objective of the investment manager is not to prevent the product from investing in taxonomy-aligned activities within the framework of the investment strategy of the product.

The Management Company is improving its Taxonomy-alignment data collection to ensure the accuracy and suitability of its Taxonomy sustainability-related disclosures. In the meantime, the financial product will invest in sustainable investments with an environmental objective that are not aligned with the EU Taxonomy.

● **What is the minimum share of socially sustainable investments?**

The minimum share of socially sustainable investments within the financial product is 5%.

● **What investments are included under '#2 Other', what is their purpose and are there any minimum environmental or social safeguards?**

The remaining proportion of the investments may include :

- The proportion of assets that are not used to meet the environmental or social characteristics promoted by the financial product. These assets are used for investment purposes, or
- Instruments which are mainly used for liquidity, efficient portfolio management, and/or hedging purposes, notably cash, deposits and derivatives

In any case, the investment manager will ensure that those investments are made while maintaining the

improvement of the ESG profile of the financial product. In addition, those investments are made in compliance with our internal processes, including the following minimum environmental or social safeguards:

- The risk management policy. The risk management policy comprises procedures as are necessary to enable the management company to assess for each financial product it manages the exposure of that product to market, liquidity, sustainability and counterparty risks. And

- The RBC policy, where applicable, through the exclusion of companies involved in controversies due to poor practices related to human and labour rights, environment, and corruption, as well as companies operating in sensitive sectors (tobacco, coal, controversial weapons, asbestos,...), as these companies are deemed to be in violation of international norms, or to cause unacceptable harm to society and/or the environment



Is a specific index designated as a reference benchmark to determine whether this financial product is aligned with the environmental and/or social characteristics that it promotes?

Reference benchmarks are indexes to measure whether the financial product attains the environmental or social characteristics that they promote.

No reference benchmark has been designated for the purpose of attaining the environmental or social characteristics promoted by the financial product.

- **How is the reference benchmark continuously aligned with each of the environmental or social characteristics promoted by the financial product?**

Not applicable

- **How is the alignment of the investment strategy with the methodology of the index ensured on a continuous basis?**

Not applicable

- **How does the designated index differ from a relevant broad market index?**

Not applicable

- **Where can the methodology used for the calculation of the designated index be found?**

Not applicable



Where can I find more product specific information online?

More product-specific information can be found on the website: <https://www.bnpparibas-am.com/> after choosing the relevant country and directly in the section 'Sustainability-related disclosures' dedicated to the product.

Template pre-contractual disclosure for the financial products referred to in Article 8, paragraphs 1, 2 and 2a, of Regulation (EU) 2019/2088 and Article 6, first paragraph, of Regulation (EU) 2020/852

Sustainable investment means an investment in an economic activity that contributes to an environmental or social objective, provided that the investment does not significantly harm any environmental or social objective and that the investee companies follow good governance practices.

The **EU Taxonomy** is a classification system laid down in Regulation (EU) 2020/852, establishing a list of **environmentally sustainable economic activities**. That Regulation does not lay down a list of socially sustainable economic activities. Sustainable investments with an environmental objective might be aligned with the Taxonomy or not.

Product name : **BNP PARIBAS FUNDS EUROPE SMALL CAP CONVERTIBLE**

Legal Entity Identifier : 2138000XH9EGW1RJUY77

Environmental and/or social characteristics

Does this financial product have a sustainable investment objective?	
<input checked="" type="radio"/> <input type="radio"/> Yes	<input checked="" type="radio"/> <input type="radio"/> No
<input type="checkbox"/> It will make a minimum of sustainable investments with an environmental objective: ____% <input type="checkbox"/> in economic activities that qualify as environmentally sustainable under the EU Taxonomy <input type="checkbox"/> in economic activities that do not qualify as environmentally sustainable under the EU Taxonomy <input type="checkbox"/> It will make a minimum of sustainable investments with a social objective: ____%	<input checked="" type="checkbox"/> It promotes Environmental/Social (E/S) characteristics and while it does not have as its objective a sustainable investment, it will have a minimum proportion of 10% of sustainable investments <input type="checkbox"/> with an environmental objective in economic activities that qualify as environmentally sustainable under the EU Taxonomy <input checked="" type="checkbox"/> with an environmental objective in economic activities that do not qualify as environmentally sustainable under the EU Taxonomy <input checked="" type="checkbox"/> with a social objective <input type="checkbox"/> It promotes E/S characteristics, but will not make any sustainable investments



What environmental and/or social characteristics are promoted by this financial product?

The financial product promotes environmental and social characteristics by assessing underlying investments against Environmental, Social, and Governance (ESG) criteria using an ESG internal proprietary methodology, and by investing in issuers that demonstrate good environmental and social practices, while implementing robust corporate governance practices within their sector of activity.

The ESG performance of an issuer is evaluated against a combination of environmental, social and governance factors which include but are not limited to:

- Environmental: energy efficiency, reduction of emissions of greenhouse gases (GHG), treatment of waste

- Social: respect of human rights and workers' rights, human resources management (workers' health and safety, diversity)
- Governance: Board of Directors independence, managers' remuneration, respect of minority shareholders rights

The exclusion criteria are applied with regard to issuers that are in violation of international norms and convention, or operate in sensitive sectors as defined by the Responsible Business Conduct Policy (RBC Policy).

Furthermore, the investment manager promotes better environmental and social outcomes through engagement with issuers and the exercise of voting rights according to the Stewardship policy, where applicable.

No reference benchmark has been designated for the purpose of attaining the environmental or social characteristics promoted by the financial product.

Sustainability indicators measure how the environmental or social characteristics promoted by the financial product are attained.

● **What sustainability indicators are used to measure the attainment of each of the environmental or social characteristics promoted by this financial product?**

The following sustainability indicators are used to measure the attainment of the environmental and social characteristics promoted by the financial product:

- The percentage of the financial product's portfolio compliant with the RBC Policy
- The percentage of the financial product's portfolio covered by ESG analysis based on the ESG internal proprietary methodology
- The weighted average ESG score of the financial product's portfolio compared to the weighted average ESG score of its investment universe, as defined in the Prospectus
- The percentage of the financial product's portfolio invested in 'sustainable investments' as defined in Article 2 (17) of the SFDR regulation

● **What are the objectives of the sustainable investments that the financial product partially intends to make and how does the sustainable investment contribute to such objectives?**

The objectives of the sustainable investments made by the financial product are to finance companies that contribute to environmental and/or social objectives through their products and services, as well as their sustainable practices.

The internal methodology, as defined in the main part of the Prospectus, integrates several criteria into its definition of sustainable investments that are considered to be core components to qualify a company as sustainable. These criteria are complementary to each other. In practice, a company must meet at least one of the criteria described below in order to be considered as contributing to an environmental or social objective:

1. A company with an economic activity aligned with the EU Taxonomy objectives. A company can be qualified as sustainable investment in case it has more than 20% of its revenues aligned with the EU Taxonomy. A company qualifying as sustainable investment through this criteria can for example contribute to the following environmental objectives: sustainable forestry, environmental restoration, sustainable manufacturing, renewable energy, water supply, sewerage, waste management and remediation, sustainable transportation, sustainable buildings, sustainable information and technology, scientific research for sustainable development;
2. A company with an economic activity contributing to one or more United Nations Sustainable Development goals (UN SDG) targets. A company can be qualified as sustainable investment in case it has more than 20% of its revenues aligned with the SDGs and less than 20% of its revenues misaligned with the UN SDGs. A company qualifying as sustainable investment through this criteria can for example contribute to the following objectives:
 - a. Environmental: sustainable agriculture, sustainable management of water and sanitation, sustainable and modern energy, sustainable economic growth, sustainable infrastructure, sustainable cities, sustainable consumption and production patterns, fight against climate change, conservation and sustainable use of oceans, seas and marine resources, protection, restoration and sustainable use of

terrestrial ecosystems, sustainable management of forests, fight against desertification, land degradation and biodiversity loss;

b. Social: no poverty, zero hunger, food security, healthy lives and well-being at all ages, inclusive and equitable quality education and lifelong learning opportunities, gender equality, women and girls empowerment, availability of water and sanitation, access to affordable, reliable and modern energy, inclusive and sustainable economic growth, full and productive employment and decent work, resilient infrastructure, inclusive and sustainable industrialization, reduced inequality, inclusive, safe and resilient cities and human settlements, peaceful and inclusive societies, access to justice and effective, accountable and inclusive institutions, global partnership for sustainable development.

3. A company operating in a high GHG emission sector that is transitioning its business model to align with the objective of maintaining the global temperature rise below 1.5°C. A company qualifying as sustainable investment through this criteria can for example contribute to the following environmental objectives: GHG emissions reduction, fight against climate change;

4. A company with best-in-class environmental or social practices compared to its peers within the relevant sector and geographical region. The E or S best performer assessment is based on the BNPP AM ESG scoring methodology. The methodology scores companies and assesses them against a peer group comprising companies in comparable sectors and geographical regions. A company with a contribution score above 10 on the Environmental or Social pillar qualifies as best performer. A company qualifying as sustainable investment through this criteria can for example contribute to the following objectives:

a. Environmental: fight against climate change, environmental risk management, sustainable management of natural resources, waste management, water management, GHG emissions reduction, renewable energy, sustainable agriculture, green infrastructure;

b. Social: health and safety, human capital management, good external stakeholder management (supply chain, contractors, data), business ethics preparedness, good corporate governance.

Green bonds, social bonds and sustainability bonds issued to support specific environmental and/or social projects are also qualified as sustainable investments provided that these debt securities receive an investment recommendation 'POSITIVE' or 'NEUTRAL' from the Sustainability Center following the issuer and underlying project assessment based on a proprietary Green/Social/Sustainability Bond Assessment methodology.

Companies identified as a sustainable investment should not significantly harm any other environmental or social objectives (the Do No Significant Harm 'DNSH' principle) and should follow good governance practices. BNP Paribas Asset Management (BNPP AM) uses its proprietary methodology to assess all companies against these requirements.

More information on the internal methodology can be found on the website of the investment manager: <https://docfinder.bnpparibas-am.com/api/files/14787511-CB33-49FC-B9B5-7E934948BE63>

● **How do the sustainable investments that the financial product partially intends to make, not cause significant harm to any environmental or social sustainable investment objective?**

Sustainable investments that the product partially intends to make should not significantly harm any environmental or social objective (DNSH Principle). In this respect, the investment manager commits to consider principal adverse impacts on sustainability factors by taking into account indicators for adverse impacts as defined in SFDR, and to not invest in companies that do not meet their fundamental obligations in line with the OECD Guidelines and the UN Guiding Principles on Business and Human Rights.

How have the indicators for adverse impacts on sustainability factors been taken into account?

The investment manager ensures that throughout its investment process, the financial product takes into all the account principal all the adverse impact indicators that are relevant to its investment strategy to select the sustainable investments that the financial product partially intends to make by systematically implementing the sustainable investment pillars defined in

Principal adverse impacts are the most significant negative impacts of investment decisions on sustainability factors relating to environmental, social and employee matters, respect for human rights, anti-corruption and anti-bribery matters.



the BNP Paribas Asset Management Global Sustainability Strategy (GSS) into its investment process : RBC policy, ESG integration guidelines, Stewardship, the forward-looking vision the '3Es' (Energy transition, Environmental sustainability, Equality & Inclusive Growth).

The RBC policy establishes a common framework across investments and economic activities that help identify industries and behaviours presenting a high risk of adverse impacts in violation of international norms. As part of the RBC Policy, sector policies provide a tailored approach to identify and prioritize principal adverse impacts based on the nature of the economic activity, and in many cases, the geography in which these economic activities take place.

The ESG Integration Guidelines includes a series of commitments, which are material to consideration of principal adverse sustainability impacts, and guides the internal ESG integration process. The proprietary ESG scoring framework includes an assessment of a number of adverse sustainability impacts caused by companies in which we invest. Outcome of this assessment may impact the valuation models as well as the portfolio construction depending on the severity and materiality of adverse impacts identified.

Thus, the Investment Manager considers principal adverse sustainability impacts throughout the investment process through the use of the internal ESG scores and construction of the portfolio with an improved ESG profile compared to its investment universe.

The Forward-looking perspective defines a set of objectives and developed performance indicators to measure how the researches, portfolios and commitments are aligned on three issues, the '3Es' (Energy transition, Environmental sustainability, Equality & inclusive growth) and thus support investment processes.

Furthermore, the Stewardship team regularly identifies adverse impacts through ongoing research, collaboration with other long-term investors, and dialogue with NGOs and other experts.

As regards the sustainable investments that the financial product intends to make, the following principal adverse sustainability impacts are taken into account:

Corporate mandatory indicators:

1. GreenHouse Gas (GHG) Emissions
2. Carbon footprint
3. GHG intensity of investee companies
4. Exposure to companies active in the fossil fuel sector
5. Share of non-renewable energy consumption and production
6. Energy consumption intensity per high impact climate sector
7. Activities negatively affecting biodiversity sensitive areas
8. Emissions to water
9. Hazardous waste ratio
10. Violations of UN Global Compact principles and Organisation for Economic Cooperation and Development (OECD) Guidelines for Multinational Enterprises
11. Lack of processes and compliance mechanisms to monitor compliance with UN Global Compact principles and OECD Guidelines for Multinational Enterprises
12. Unadjusted gender pay gap
13. Board gender diversity
14. Exposure to controversial weapons (anti-personnel mines, cluster munitions, chemical weapons and biological weapons)

Corporate voluntary indicators:

Environment

4. Investments in companies without carbon emission reduction initiatives

Social

4. Lack of a supplier code of conduct
9. Lack of a human rights policy

Sovereign mandatory indicator:

15. GHG intensity
16. Investee countries subject to social violations

More detailed information on the manner in which principal adverse impacts on sustainability factors are considered can be found in the BNP PARIBAS ASSET MANAGEMENT SFDR disclosure statement:

<https://docfinder.bnpparibas-am.com/api/files/874ADAE2-3EE7-4AD4-B0ED-84FC06E090BF>

In addition, information on how the principal adverse impacts on sustainability factors have been considered over the year will be available in the annual report of the financial product.

How are the sustainable investments aligned with the OECD Guidelines for Multinational Enterprises and the UN Guiding Principles on Business and Human Rights?

The investment universe of the financial product is periodically screened with a view to identify issuers that are potentially in violation or at risk of violation of the UN Global Compact Principles, OECD Guidelines for Multinational Enterprises and UN Guiding Principles on Business & Human Rights, including the principles and rights set out in the eight fundamental conventions identified in the Declaration of the International Labour Organisation on Fundamental Principles and Rights at Work and the International Bill of Human Rights. This assessment is conducted within the BNPP AM Sustainability Centre on the basis of internal analysis and information provided by external experts, and in consultation with BNP Paribas Group CSR Team. If an issuer is found to be in serious and repeated violations of any of the principles, it will be placed on an 'exclusion list' and will not be available for investment. Existing investments should be divested from the portfolio according to an internal procedure. If an issuer is at risk of violating any of the principles, it is placed on a 'watch list' monitored, as appropriate.

The EU Taxonomy sets out a 'do not significant harm' principle by which Taxonomy-aligned investments should not significantly harm EU Taxonomy objectives and is accompanied by specific EU criteria.

The 'do no significant harm' principle applies only to those investments underlying the financial product that take into account the EU criteria for environmentally sustainable economic activities. The investments underlying the remaining portion of this financial product do not take into account the EU criteria for environmentally sustainable economic activities.

Any other sustainable investments must also not significantly harm any environmental or social objectives.



Does this financial product consider principal adverse impacts on sustainability factors?

Yes

The product considers principal adverse impacts on sustainability factors by systematically implementing the sustainable investment pillars defined in the GSS into its investment process. These pillars are covered by firm-wide policies that set criteria to identify, consider and prioritise as well as address or mitigate adverse sustainability impacts caused by issuers.

The RBC policy establishes a common framework across investments and economic activities that help identify industries and behaviours presenting a high risk of adverse impacts in violation of international norms. As part of the RBC Policy, sector policies provide a tailored approach to identify and prioritize principal adverse impacts based on the nature of the economic activity, and in many cases, the geography in which these economic activities take place.

The ESG Integration Guidelines includes a series of commitments, which are material to consideration of principal adverse sustainability impacts, and guides the internal ESG integration process. The proprietary ESG scoring framework includes an assessment of a number of adverse sustainability impacts caused by companies in which we invest. Outcome of this assessment may impact the valuation models as well as the portfolio construction depending on the severity and materiality of adverse impacts identified.

Thus, the Investment Manager considers principal adverse sustainability impacts throughout the investment process through the use of the internal ESG scores and construction of the portfolio with an improved ESG profile compared to its investment universe.

The Forward-looking perspective defines a set of objectives and developed performance indicators to measure how the researches, portfolios and commitments are aligned on three issues, the '3Es' (Energy transition, Environmental sustainability, Equality & inclusive growth) and thus support investment processes.

Furthermore, the Stewardship team regularly identifies adverse impacts through ongoing research, collaboration with other long-term investors, and dialogue with NGOs and other experts.

Actions to address or mitigate principal adverse sustainability impacts depend on the severity and materiality of these impacts. These actions are guided by the RBC Policy, ESG Integration Guidelines, and Engagement and Voting Policy which include the following provisions :

- Exclusion of issuers that are in violation of international norms and conventions and issuers that are involved in activities presenting an unacceptable risk to society and/or the environment
- Engagement with issuers with the aim of encouraging them to improve their environmental, social and governance practices and, thus, mitigate potential adverse impacts
- In case of equity holdings, voting at Annual General Meetings of companies the portfolio is invested in to promote good governance and advance environmental and social issues
- Ensuring all securities included in the portfolio have supportive ESG research
- Managing portfolios so that their aggregate ESG score is better than the relevant benchmark or universe

Based on the above approach, and depending on the composition of the financial product's portfolio (i.e. the type of issuer), the financial product considers and addresses or mitigates the following principal adverse sustainability impacts:

Corporate mandatory indicators:

1. GreenHouse Gas (GHG) Emissions
2. Carbon footprint
3. GHG intensity of investee companies
4. Exposure to companies active in the fossil fuel sector
5. Share of non-renewable energy consumption and production
6. Energy consumption intensity per high impact climate sector



7. Activities negatively affecting biodiversity sensitive areas
8. Emissions to water
9. Hazardous waste ratio
10. Violations of UN Global Compact principles and Organisation for Economic Cooperation and Development (OECD) Guidelines for Multinational Enterprises
11. Lack of processes and compliance mechanisms to monitor compliance with UN Global Compact principles and OECD Guidelines for Multinational Enterprises
12. Unadjusted gender pay gap
13. Board gender diversity
14. Exposure to controversial weapons (anti-personnel mines, cluster munitions, chemical weapons and biological weapons)

Corporate voluntary indicators:

Environment

4. Investments in companies without carbon emission reduction initiatives

Social

4. Lack of a supplier code of conduct
9. Lack of a human rights policy

Sovereign mandatory indicator:

15. GHG intensity
16. Investee countries subject to social violations

More detailed information on the manner in which principal adverse impacts on sustainability factors are considered can be found in the BNP PARIBAS ASSET MANAGEMENT SFDR disclosure statement: <https://docfinder.bnpparibas-am.com/api/files/874ADAE2-3EE7-4AD4-BOED-84FC06E090BF>
In addition, information on how the principal adverse impacts on sustainability factors have been considered over the year will be available in the annual report of the financial product.

No



What investment strategy does this financial product follow?

The investment strategy guides investment decisions based on factors such as investment objectives and risk tolerance.

To achieve the investment objective of the financial product, the investment manager takes into account at each step of its investment process the Environmental, Social and Governance (ESG) criteria that the financial product promotes.

The investment universe of the financial product is thoroughly screened with a view to identify issuers that are in violation of the UN Global Compact Principles, OECD Guidelines for Multinational Enterprises and UN Guiding Principles on Business & Human Rights.

Then the Investment Manager integrates ESG ratings and criteria into the assessment of issuers. ESG ratings are built by BNP Paribas Asset Management's Sustainability Centre using a proprietary ESG methodology.

The investment manager constantly integrates the binding elements of the investment strategy described in the question below to construct an investment portfolio with an improved ESG profile compared to its investment universe.

Environmental, social and governance (ESG) criteria contribute to, but are not a determining factor in, the manager's decision-making.

The elements of the investment strategy to attain the environmental or social characteristics promoted by this financial product as described below are systematically integrated throughout the investment process.

- **What are the binding elements of the investment strategy used to select the investments to attain each of the environmental or social characteristics promoted by this financial product?**

- The financial product shall comply with the RBC Policy by excluding companies involved in controversies due to poor practices related to human and labor rights, environment, and corruption, as well as

companies operating in sensitive sectors (tobacco, coal, controversial weapons, asbestos,...), as these companies are deemed to be in violation of international norms, or to cause unacceptable harm to society and/or the environment.

More information on the RBC Policy, and in particular criteria relating to sectoral exclusions, can be found on the website of the investment manager: Sustainability documents - BNPP AM Corporate English (<https://www.bnpparibas-am.com/sustainability-documents/>)

- The financial product shall have the weighted average ESG score of its portfolio higher than the weighted average ESG score of its investment universe, as defined in the Prospectus
- The financial product shall have at least 75% of its assets (excluding ancillary liquid assets) covered by the ESG analysis based on the ESG internal proprietary methodology
- The financial product shall invest at least 10% of its assets in 'sustainable investments' as defined in Article 2 (17) of the SFDR regulation. Criteria to qualify an investment as 'sustainable investment' are indicated in the above question 'What are the objectives of the sustainable investments that the financial product partially intends to make and does the sustainable investments contribute to such objectives' and the quantitative and qualitative thresholds are mentioned in the main part of the Prospectus

● **What is the committed minimum rate to reduce the scope of the investments considered prior to the application of that investment strategy?**

The financial product does not commit to a reduction of the scope of investments prior to the application of its investment strategy.

● **What is the policy to assess good governance practices of the investee companies?**

The ESG scoring framework assesses corporate governance through a core set of standard key performance indicators for all sectors supplemented by sector specific metrics. The governance metrics and indicators to assess good governance practices such as sound management structures, employee relations, remuneration of staff and tax compliance include but are not limited to:

- Separation of power (e.g. Split CEO/Chair)
- Board diversity
- Executive pay (remuneration policy)
- Board Independence, and key committees independence
- Accountability of directors
- Financial expertise of the Audit Committee
- Respect of shareholders rights and absence of antitakeover devices
- The presence of appropriate policies (i.e. Bribery and corruption, whistleblower)
- Tax disclosure
- An assessment of prior negative incidents relating to governance

The ESG analysis goes beyond the framework to look at a more qualitative assessment of how the insights from our ESG model are reflected in the culture and operations of investee companies. In some cases, the ESG analysts will conduct due diligence meetings to better understand the company's approach to corporate governance.

Good governance practices include sound management structures, employee relations, remuneration of staff and tax compliance.



What is the asset allocation planned for this financial product?

Asset allocation describes the share of investments in specific assets.

At least 65% of the investments of the financial product will be used to meet the environmental or social characteristics promoted, in accordance with the binding elements of the investment strategy of the financial product.

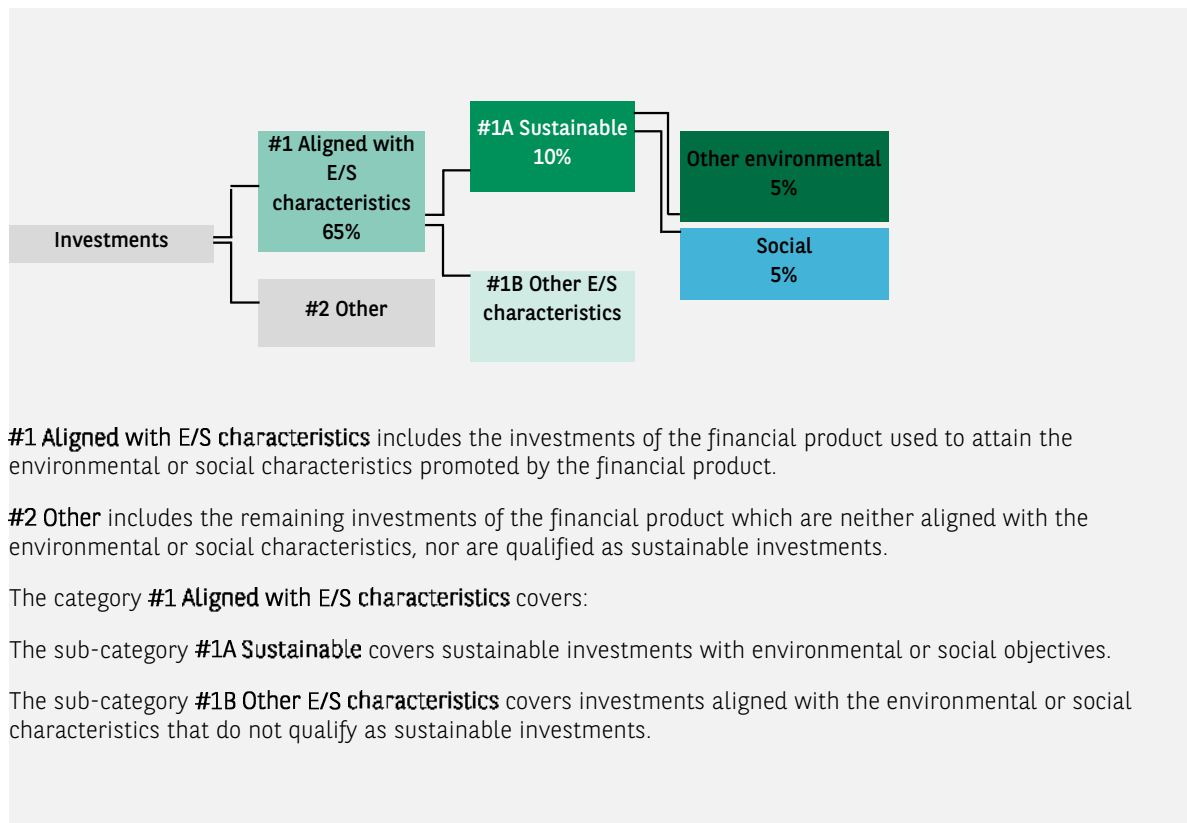
Taxonomy-aligned activities are expressed as a share of:

For the avoidance of doubt, such a proportion is solely a minimum and the exact percentage of the investments of the financial product that attained the promoted environmental or social characteristics will be available in the annual report.

The minimum proportion of sustainable investments of the financial product is 10%.

The remaining proportion of the investments is mainly used as described under the question: "What investments are included under "#2 Other", what is their purpose and are there any minimum environmental or social safeguards?"

- **turnover** reflecting the share of revenue from green activities of investee companies.
 - **capital expenditure** (CapEx) showing the green investments made by investee companies, e.g. for a transition to a green economy.
 - **operational expenditure** (OpEx) reflecting green operational activities of investee companies.



● **How does the use of derivatives attain the environmental or social characteristics promoted by the financial product?**

Financial derivative instruments may be used for efficient portfolio management, hedging and/or investment purposes, if applicable. These instruments are not used to attain the environmental or social characteristics promoted by the product.



To what minimum extent are sustainable investments with an environmental objective aligned with the EU Taxonomy?

Not applicable

● **Does the financial product invest in fossil gas and/or nuclear energy related activities¹ that comply with the EU Taxonomy ?**

Yes

In fossil gas In Nuclear Energy

No

¹ -Fossil gas and/or nuclear related activities will only comply with the EU Taxonomy where they contribute to limiting climate change ("climate change mitigation") and do not significantly harm any EU Taxonomy objective - see explanatory note in the left hand margin. The full criteria for fossil gas and nuclear energy economic activities that comply with the EU Taxonomy are laid down in Commission Delegated Regulation (EU) 2022/1214.

To comply with the EU Taxonomy, the criteria for **fossil gas** include limitations on emissions and switching to renewable power or low-carbon fuels by the end of 2035. For **nuclear energy**, the criteria include comprehensive safety and waste management rules



Enabling activities directly enable other activities to make a substantial contribution to an environmental objective. **Transitional activities** are activities for which low-carbon alternatives are not yet available and among others have greenhouse gas emission levels corresponding to the best performance.

The two graphs below show in green the minimum percentage of investments that are aligned with the EU Taxonomy. As there is no appropriate methodology to determine the Taxonomy-alignment of sovereign bonds*, the first graph shows the Taxonomy-alignment in relation to all the investments of the financial product including sovereign bonds, while the second graph shows the Taxonomy-alignment only in relation to the investments of the financial product other than sovereign bonds.



* For the purpose of these graphs, 'sovereign bonds' consist of all sovereign exposures

● **What is the minimum share of investments in transitional and enabling activities?**

Not applicable

are sustainable investments with an environmental objective that **do not take into account the criteria** for environmentally sustainable economic activities under the EU Taxonomy.

● **What is the minimum share of sustainable investments with an environmental objective that are not aligned with the EU Taxonomy?**

The minimum share of sustainable investments with an environmental objective that are not aligned with the EU Taxonomy is 5%.

The minimum share is intentionally low as the objective of the investment manager is not to prevent the product from investing in taxonomy-aligned activities within the framework of the investment strategy of the product.

The Management Company is improving its Taxonomy-alignment data collection to ensure the accuracy and suitability of its Taxonomy sustainability-related disclosures. In the meantime, the financial product will invest in sustainable investments with an environmental objective that are not aligned with the EU Taxonomy.

● **What is the minimum share of socially sustainable investments?**

The minimum share of socially sustainable investments within the financial product is 5%.

● **What investments are included under '#2 Other', what is their purpose and are there any minimum environmental or social safeguards?**

The remaining proportion of the investments may include :

- The proportion of assets that are not used to meet the environmental or social characteristics promoted by the financial product. These assets are used for investment purposes, or
- Instruments which are mainly used for liquidity, efficient portfolio management, and/or hedging purposes, notably cash, deposits and derivatives

In any case, the investment manager will ensure that those investments are made while maintaining the

improvement of the ESG profile of the financial product. In addition, those investments are made in compliance with our internal processes, including the following minimum environmental or social safeguards:

- The risk management policy. The risk management policy comprises procedures as are necessary to enable the management company to assess for each financial product it manages the exposure of that product to market, liquidity, sustainability and counterparty risks. And

- The RBC policy, where applicable, through the exclusion of companies involved in controversies due to poor practices related to human and labour rights, environment, and corruption, as well as companies operating in sensitive sectors (tobacco, coal, controversial weapons, asbestos,...), as these companies are deemed to be in violation of international norms, or to cause unacceptable harm to society and/or the environment



Is a specific index designated as a reference benchmark to determine whether this financial product is aligned with the environmental and/or social characteristics that it promotes?

Reference benchmarks are indexes to measure whether the financial product attains the environmental or social characteristics that they promote.

No reference benchmark has been designated for the purpose of attaining the environmental or social characteristics promoted by the financial product.

- **How is the reference benchmark continuously aligned with each of the environmental or social characteristics promoted by the financial product?**

Not applicable

- **How is the alignment of the investment strategy with the methodology of the index ensured on a continuous basis?**

Not applicable

- **How does the designated index differ from a relevant broad market index?**

Not applicable

- **Where can the methodology used for the calculation of the designated index be found?**

Not applicable



Where can I find more product specific information online?

More product-specific information can be found on the website: <https://www.bnpparibas-am.com/> after choosing the relevant country and directly in the section 'Sustainability-related disclosures' dedicated to the product.

Template pre-contractual disclosure for the financial products referred to in Article 8, paragraphs 1, 2 and 2a, of Regulation (EU) 2019/2088 and Article 6, first paragraph, of Regulation (EU) 2020/852

Sustainable investment means an investment in an economic activity that contributes to an environmental or social objective, provided that the investment does not significantly harm any environmental or social objective and that the investee companies follow good governance practices.

The **EU Taxonomy** is a classification system laid down in Regulation (EU) 2020/852, establishing a list of **environmentally sustainable economic activities**. That Regulation does not lay down a list of socially sustainable economic activities. Sustainable investments with an environmental objective might be aligned with the Taxonomy or not.

Product name : **BNP PARIBAS FUNDS FLEXIBLE GLOBAL CREDIT**

Legal Entity Identifier : 213800IAXZHNH4JUM295

Environmental and/or social characteristics

Does this financial product have a sustainable investment objective?	
<input checked="" type="radio"/> <input type="radio"/> Yes	<input checked="" type="radio"/> <input type="radio"/> No
<input type="checkbox"/> It will make a minimum of sustainable investments with an environmental objective: ____%	<input checked="" type="checkbox"/> It promotes Environmental/Social (E/S) characteristics and while it does not have as its objective a sustainable investment, it will have a minimum proportion of 26% of sustainable investments
<input type="checkbox"/> in economic activities that qualify as environmentally sustainable under the EU Taxonomy	<input type="checkbox"/> with an environmental objective in economic activities that qualify as environmentally sustainable under the EU Taxonomy
<input type="checkbox"/> in economic activities that do not qualify as environmentally sustainable under the EU Taxonomy	<input checked="" type="checkbox"/> with an environmental objective in economic activities that do not qualify as environmentally sustainable under the EU Taxonomy
<input type="checkbox"/> It will make a minimum of sustainable investments with a social objective: ____%	<input checked="" type="checkbox"/> with a social objective
<input type="checkbox"/> It promotes E/S characteristics, but will not make any sustainable investments	<input type="checkbox"/> It promotes E/S characteristics, but will not make any sustainable investments



What environmental and/or social characteristics are promoted by this financial product?

The financial product promotes environmental and social characteristics by assessing underlying investments against Environmental, Social, and Governance (ESG) criteria using an ESG internal proprietary methodology, and by investing in issuers that demonstrate good environmental, social and governance practices.

Corporate issuers

The investment strategy selects:

Corporate issuers with good or improving ESG practices within their sector of activity. The ESG performance of an issuer is evaluated against a combination of environmental, social and governance factors which include but are

not limited to:

- Environmental: energy efficiency, reduction of emissions of greenhouse gases (GHG), treatment of waste
- Social: respect of human rights and workers' rights, human resources management (workers' health and safety, diversity)
- Governance: Board of Directors independence, managers' remuneration, respect of minority shareholders rights

The exclusion criteria are applied with regard to issuers that are in violation of international norms and convention, or operate in sensitive sectors as defined by the Responsible Business Conduct Policy (RBC Policy).

Sovereign issuers

The investment strategy selects sovereign issuers based on their performance across the environmental, social and governance pillars. The ESG performance of each country is assessed using an internal Sovereign ESG methodology that focuses on measuring governments' efforts to produce and preserve assets, goods, and services with high ESG values, according to their level of economic development. This involves evaluation of a country against a combination of environmental, social and governance factors, which include but not limited to:

- Environmental: climate mitigation, biodiversity, energy efficiency, land resources, pollution
- Social: life conditions, economic inequality, education, employment, health infrastructure, human capital
- Governance: business rights, corruption, democratic life, political stability, security

BNP Paribas Asset Management's Global Sustainability Strategy places a strong emphasis on combatting climate change. Therefore, given the importance of sovereigns in addressing climate change, the internal Sovereign ESG methodology includes an additional scoring component that captures the country's contribution to progress towards the net-zero goals set out in the Paris Agreement. This additional scoring component reflects countries' commitment to future targets balanced by their current policies and their forward-looking physical climate risk exposure. It combines temperature alignment methodology for determining national contributions to climate change with an assessment of the laws and policies countries have in place for addressing climate change.

The investment manager also applies the BNP Paribas Group's sensitive countries framework, which includes restrictive measures on certain countries and/or activities that are considered as being particularly exposed to money laundering and terrorism financing related risks.

Furthermore, the investment manager promotes better environmental and social outcomes through engagement with issuers and the exercise of voting rights according to the Stewardship policy, where applicable.

No reference benchmark has been designated for the purpose of attaining the environmental or social characteristics promoted by the financial product.

● What sustainability indicators are used to measure the attainment of each of the environmental or social characteristics promoted by this financial product?

The following sustainability indicators are used to measure the attainment of the environmental and social characteristics promoted by the financial product:

- The percentage of the portfolio compliant with the RBC Policy
- The percentage of the portfolio covered by ESG analysis based on the ESG internal proprietary methodology
- The weighted average ESG score of the portfolio compared to the weighted average ESG score of its investment universe, as defined in the Prospectus
- The percentage of the financial product's portfolio invested in 'sustainable investments' as defined in Article 2 (17) of the SFDR regulation

Sustainability indicators measure how the environmental or social characteristics promoted by the financial product are attained.



● **What are the objectives of the sustainable investments that the financial product partially intends to make and how does the sustainable investment contribute to such objectives?**

The objectives of the sustainable investments made by the financial product are to finance companies that contribute to environmental and/or social objectives through their products and services, as well as their sustainable practices.

The internal methodology, as defined in the main part of the Prospectus, integrates several criteria into its definition of sustainable investments that are considered to be core components to qualify a company as sustainable. These criteria are complementary to each other. In practice, a company must meet at least one of the criteria described below in order to be considered as contributing to an environmental or social objective:

1. A company with an economic activity aligned with the EU Taxonomy objectives. A company can be qualified as sustainable investment in case it has more than 20% of its revenues aligned with the EU Taxonomy. A company qualifying as sustainable investment through this criteria can for example contribute to the following environmental objectives: sustainable forestry, environmental restoration, sustainable manufacturing, renewable energy, water supply, sewerage, waste management and remediation, sustainable transportation, sustainable buildings, sustainable information and technology, scientific research for sustainable development;

2. A company with an economic activity contributing to one or more United Nations Sustainable Development goals (UN SDG) targets. A company can be qualified as sustainable investment in case it has more than 20% of its revenues aligned with the SDGs and less than 20% of its revenues misaligned with the UN SDGs. A company qualifying as sustainable investment through this criteria can for example contribute to the following objectives:

a. Environmental: sustainable agriculture, sustainable management of water and sanitation, sustainable and modern energy, sustainable economic growth, sustainable infrastructure, sustainable cities, sustainable consumption and production patterns, fight against climate change, conservation and sustainable use of oceans, seas and marine resources, protection, restoration and sustainable use of terrestrial ecosystems, sustainable management of forests, fight against desertification, land degradation and biodiversity loss;

b. Social: no poverty, zero hunger, food security, healthy lives and well-being at all ages, inclusive and equitable quality education and lifelong learning opportunities, gender equality, women and girls empowerment, availability of water and sanitation, access to affordable, reliable and modern energy, inclusive and sustainable economic growth, full and productive employment and decent work, resilient infrastructure, inclusive and sustainable industrialization, reduced inequality, inclusive, safe and resilient cities and human settlements, peaceful and inclusive societies, access to justice and effective, accountable and inclusive institutions, global partnership for sustainable development.

3. A company operating in a high GHG emission sector that is transitioning its business model to align with the objective of maintaining the global temperature rise below 1.5°C. A company qualifying as sustainable investment through this criteria can for example contribute to the following environmental objectives: GHG emissions reduction, fight against climate change;

4. A company with best-in-class environmental or social practices compared to its peers within the relevant sector and geographical region. The E or S best performer assessment is based on the BNPP AM ESG scoring methodology. The methodology scores companies and assesses them against a peer group comprising companies in comparable sectors and geographical regions. A company with a contribution score above 10 on the Environmental or Social pillar qualifies as best performer. A company qualifying as sustainable investment through this criteria can for example contribute to the following objectives:

a. Environmental: fight against climate change, environmental risk management, sustainable management of natural resources, waste management, water management, GHG emissions reduction, renewable energy, sustainable agriculture, green infrastructure;

b. Social: health and safety, human capital management, good external stakeholder management (supply chain, contractors, data), business ethics preparedness, good corporate governance.

Green bonds, social bonds and sustainability bonds issued to support specific environmental and/or social projects are also qualified as sustainable investments provided that these debt securities receive an investment recommendation 'POSITIVE' or 'NEUTRAL' from the Sustainability Center following the issuer and underlying project assessment based on a proprietary Green/Social/Sustainability Bond Assessment methodology.

Companies identified as a sustainable investment should not significantly harm any other environmental or social objectives (the Do No Significant Harm 'DNSH' principle) and should follow good governance practices. BNP Paribas Asset Management (BNPP AM) uses its proprietary methodology to assess all companies against these requirements.

More information on the internal methodology can be found on the website of the investment manager: <https://docfinder.bnpparibas-am.com/api/files/14787511-CB33-49FC-B9B5-7E934948BE63>

Principal adverse impacts are the most significant negative impacts of investment decisions on sustainability factors relating to environmental, social and employee matters, respect for human rights, anti-corruption and anti-bribery matters.

● **How do the sustainable investments that the financial product partially intends to make, not cause significant harm to any environmental or social sustainable investment objective?**

Sustainable investments that the product partially intends to make should not significantly harm any environmental or social objective (DNSH Principle). In this respect, the investment manager commits to consider principal adverse impacts on sustainability factors by taking into account indicators for adverse impacts as defined in SFDR, and to not invest in companies that do not meet their fundamental obligations in line with the OECD Guidelines and the UN Guiding Principles on Business and Human Rights.

How have the indicators for adverse impacts on sustainability factors been taken into account?

The investment manager ensures that throughout its investment process, the financial product takes into all the account principal all the adverse impact indicators that are relevant to its investment strategy to select the sustainable investments that the financial product partially intends to make by systematically implementing the sustainable investment pillars defined in the BNP Paribas Asset Management Global Sustainability Strategy (GSS) into its investment process : RBC policy, ESG integration guidelines, Stewardship, the forward-looking vision the '3Es' (Energy transition, Environmental sustainability, Equality & Inclusive Growth).

The RBC policy establishes a common framework across investments and economic activities that help identify industries and behaviours presenting a high risk of adverse impacts in violation of international norms. As part of the RBC Policy, sector policies provide a tailored approach to identify and prioritize principal adverse impacts based on the nature of the economic activity, and in many cases, the geography in which these economic activities take place.

The ESG Integration Guidelines includes a series of commitments, which are material to consideration of principal adverse sustainability impacts, and guides the internal ESG integration process. The proprietary ESG scoring framework includes an assessment of a number of adverse sustainability impacts caused by companies in which we invest. Outcome of this assessment may impact the valuation models as well as the portfolio construction depending on the severity and materiality of adverse impacts identified.

Thus, the Investment Manager considers principal adverse sustainability impacts throughout the investment process through the use of the internal ESG scores and construction of the portfolio with an improved ESG profile compared to its investment universe.

The Forward-looking perspective defines a set of objectives and developed performance indicators to measure how the researches, portfolios and commitments are aligned on three issues, the '3Es' (Energy transition, Environmental sustainability, Equality & inclusive growth) and thus support investment processes.

Furthermore, the Stewardship team regularly identifies adverse impacts through ongoing research, collaboration with other long-term investors, and dialogue with NGOs and other experts.

As regards the sustainable investments that the financial product intends to make, the following principal adverse sustainability impacts are taken into account:

Corporate mandatory indicators:

1. GreenHouse Gas (GHG) Emissions

2. Carbon footprint
3. GHG intensity of investee companies
4. Exposure to companies active in the fossil fuel sector
5. Share of non-renewable energy consumption and production
6. Energy consumption intensity per high impact climate sector
7. Activities negatively affecting biodiversity sensitive areas
8. Emissions to water
9. Hazardous waste ratio
10. Violations of UN Global Compact principles and Organisation for Economic Cooperation and Development (OECD) Guidelines for Multinational Enterprises
11. Lack of processes and compliance mechanisms to monitor compliance with UN Global Compact principles and OECD Guidelines for Multinational Enterprises
12. Unadjusted gender pay gap
13. Board gender diversity
14. Exposure to controversial weapons (anti-personnel mines, cluster munitions, chemical weapons and biological weapons)

Corporate voluntary indicators:

Environment

4. Investments in companies without carbon emission reduction initiatives

Social

4. Lack of a supplier code of conduct
9. Lack of a human rights policy

Sovereign mandatory indicator:

15. GHG intensity
16. Investee countries subject to social violations

More detailed information on the manner in which principal adverse impacts on sustainability factors are considered can be found in the BNP PARIBAS ASSET MANAGEMENT SFDR disclosure statement:

<https://docfinder.bnpparibas-am.com/api/files/874ADAE2-3EE7-4AD4-B0ED-84FC06E090BF>

In addition, information on how the principal adverse impacts on sustainability factors have been considered over the year will be available in the annual report of the financial product.

How are the sustainable investments aligned with the OECD Guidelines for Multinational Enterprises and the UN Guiding Principles on Business and Human Rights?

The investment universe of the financial product is periodically screened with a view to identify issuers that are potentially in violation or at risk of violation of the UN Global Compact Principles, OECD Guidelines for Multinational Enterprises and UN Guiding Principles on Business & Human Rights, including the principles and rights set out in the eight fundamental conventions identified in the Declaration of the International Labour Organisation on Fundamental Principles and Rights at Work and the International Bill of Human Rights. This assessment is conducted within the BNPP AM Sustainability Centre on the basis of internal analysis and information provided by external experts, and in consultation with BNP Paribas Group CSR Team. If an issuer is found to be in serious and repeated violations of any of the principles, it will be placed on an 'exclusion list' and will not be available for investment. Existing investments should be divested from the portfolio according to an internal procedure. If an issuer is at risk of violating any of the principles, it is placed on a 'watch list' monitored, as appropriate.

The EU Taxonomy sets out a 'do not significant harm' principle by which Taxonomy-aligned investments should not significantly harm EU Taxonomy objectives and is accompanied by specific EU criteria.

The 'do no significant harm' principle applies only to those investments underlying the financial product that take into account the EU criteria for environmentally sustainable economic activities. The investments underlying the remaining portion of this financial product do not take into account the EU criteria for environmentally sustainable economic activities.

Any other sustainable investments must also not significantly harm any environmental or social objectives.





Does this financial product consider principal adverse impacts on sustainability factors?

Yes

The product considers principal adverse impacts on sustainability factors by systematically implementing the sustainable investment pillars defined in the GSS into its investment process. These pillars are covered by firm-wide policies that set criteria to identify, consider and prioritise as well as address or mitigate adverse sustainability impacts caused by issuers.

The RBC policy establishes a common framework across investments and economic activities that help identify industries and behaviours presenting a high risk of adverse impacts in violation of international norms. As part of the RBC Policy, sector policies provide a tailored approach to identify and prioritize principal adverse impacts based on the nature of the economic activity, and in many cases, the geography in which these economic activities take place.

The ESG Integration Guidelines includes a series of commitments, which are material to consideration of principal adverse sustainability impacts, and guides the internal ESG integration process. The proprietary ESG scoring framework includes an assessment of a number of adverse sustainability impacts caused by companies in which we invest. Outcome of this assessment may impact the valuation models as well as the portfolio construction depending on the severity and materiality of adverse impacts identified.

Thus, the Investment Manager considers principal adverse sustainability impacts throughout the investment process through the use of the internal ESG scores and construction of the portfolio with an improved ESG profile compared to its investment universe.

The Forward-looking perspective defines a set of objectives and developed performance indicators to measure how the researches, portfolios and commitments are aligned on three issues, the '3Es' (Energy transition, Environmental sustainability, Equality & inclusive growth) and thus support investment processes.

Furthermore, the Stewardship team regularly identifies adverse impacts through ongoing research, collaboration with other long-term investors, and dialogue with NGOs and other experts.

Actions to address or mitigate principal adverse sustainability impacts depend on the severity and materiality of these impacts. These actions are guided by the RBC Policy, ESG Integration Guidelines, and Engagement and Voting Policy which include the following provisions :

- Exclusion of issuers that are in violation of international norms and conventions and issuers that are involved in activities presenting an unacceptable risk to society and/or the environment
- Engagement with issuers with the aim of encouraging them to improve their environmental, social and governance practices and, thus, mitigate potential adverse impacts
- In case of equity holdings, voting at Annual General Meetings of companies the portfolio is invested in to promote good governance and advance environmental and social issues
- Ensuring all securities included in the portfolio have supportive ESG research
- Managing portfolios so that their aggregate ESG score is better than the relevant benchmark or universe

Based on the above approach, and depending on the composition of the financial product's portfolio (i.e. the type of issuer), the financial product considers and addresses or mitigates the following principal adverse sustainability impacts:

Corporate mandatory indicators:

1. GreenHouse Gas (GHG) Emissions
2. Carbon footprint
3. GHG intensity of investee companies
4. Exposure to companies active in the fossil fuel sector
5. Share of non-renewable energy consumption and production
6. Energy consumption intensity per high impact climate sector



7. Activities negatively affecting biodiversity sensitive areas
8. Emissions to water
9. Hazardous waste ratio
10. Violations of UN Global Compact principles and Organisation for Economic Cooperation and Development (OECD) Guidelines for Multinational Enterprises
11. Lack of processes and compliance mechanisms to monitor compliance with UN Global Compact principles and OECD Guidelines for Multinational Enterprises
12. Unadjusted gender pay gap
13. Board gender diversity
14. Exposure to controversial weapons (anti-personnel mines, cluster munitions, chemical weapons and biological weapons)

Corporate voluntary indicators:

Environment

4. Investments in companies without carbon emission reduction initiatives

Social

4. Lack of a supplier code of conduct
9. Lack of a human rights policy

Sovereign mandatory indicator:

15. GHG intensity
16. Investee countries subject to social violations

More detailed information on the manner in which principal adverse impacts on sustainability factors are considered can be found in the BNP PARIBAS ASSET MANAGEMENT SFDR disclosure statement: <https://docfinder.bnpparibas-am.com/api/files/874ADAE2-3EE7-4AD4-BOED-84FC06E090BF>
In addition, information on how the principal adverse impacts on sustainability factors have been considered over the year will be available in the annual report of the financial product.

No



What investment strategy does this financial product follow?

The investment strategy guides investment decisions based on factors such as investment objectives and risk tolerance.

To achieve the investment objective of the financial product, the investment manager takes into account at each step of its investment process the Environmental, Social and Governance (ESG) criteria that the financial product promotes.

The investment universe of the financial product is thoroughly screened with a view to identify issuers that are in violation of the UN Global Compact Principles, OECD Guidelines for Multinational Enterprises and UN Guiding Principles on Business & Human Rights.

Then the Investment Manager integrates ESG ratings and criteria into the assessment of issuers. ESG ratings are built by BNP Paribas Asset Management's Sustainability Centre using a proprietary ESG methodology.

The investment manager constantly integrates the binding elements of the investment strategy described in the question below to construct an investment portfolio with an improved ESG profile compared to its investment universe.

Environmental, social and governance (ESG) criteria contribute to, but are not a determining factor in, the manager's decision-making.

The elements of the investment strategy to attain the environmental or social characteristics promoted by this financial product as described below are systematically integrated throughout the investment process.

- **What are the binding elements of the investment strategy used to select the investments to attain each of the environmental or social characteristics promoted by this financial product?**

- The financial product shall comply with the RBC Policy by excluding companies involved in controversies due to poor practices related to human and labor rights, environment, and corruption, as well as



companies operating in sensitive sectors (tobacco, coal, controversial weapons, asbestos,...), as these companies are deemed to be in violation of international norms, or to cause unacceptable harm to society and/or the environment.

More information on the RBC Policy, and in particular criteria relating to sectoral exclusions, can be found on the website of the investment manager: Sustainability documents - BNPP AM Corporate English (<https://www.bnpparibas-am.com/sustainability-documents/>)

- The financial product shall have the weighted average ESG score of its portfolio higher than the weighted average ESG score of its investment universe, as defined in the Prospectus
- The financial product shall have at least 90% of its assets (excluding ancillary liquid assets) covered by the ESG analysis based on the ESG internal proprietary methodology
- The financial product shall invest at least 26% of its assets in 'sustainable investments' as defined in Article 2 (17) of the SFDR regulation. Criteria to qualify an investment as 'sustainable investment' are indicated in the above question 'What are the objectives of the sustainable investments that the financial product partially intends to make and does the sustainable investments contribute to such objectives' and the quantitative and qualitative thresholds are mentioned in the main part of the Prospectus

● **What is the committed minimum rate to reduce the scope of the investments considered prior to the application of that investment strategy?**

The financial product does not commit to a reduction of the scope of investments prior to the application of its investment strategy.

● **What is the policy to assess good governance practices of the investee companies?**

The ESG scoring framework assesses corporate governance through a core set of standard key performance indicators for all sectors supplemented by sector specific metrics. The governance metrics and indicators to assess good governance practices such as sound management structures, employee relations, remuneration of staff and tax compliance include but are not limited to:

- Separation of power (e.g. Split CEO/Chair)
- Board diversity
- Executive pay (remuneration policy)
- Board Independence, and key committees independence
- Accountability of directors
- Financial expertise of the Audit Committee
- Respect of shareholders rights and absence of antitakeover devices
- The presence of appropriate policies (i.e. Bribery and corruption, whistleblower)
- Tax disclosure
- An assessment of prior negative incidents relating to governance

The ESG analysis goes beyond the framework to look at a more qualitative assessment of how the insights from our ESG model are reflected in the culture and operations of investee companies. In some cases, the ESG analysts will conduct due diligence meetings to better understand the company's approach to corporate governance.

Good governance practices include sound management structures, employee relations, remuneration of staff and tax compliance.



What is the asset allocation planned for this financial product?

Asset allocation describes the share of investments in specific assets.

At least 80% of the investments of the financial product will be used to meet the environmental or social characteristics promoted, in accordance with the binding elements of the investment strategy of the financial product.

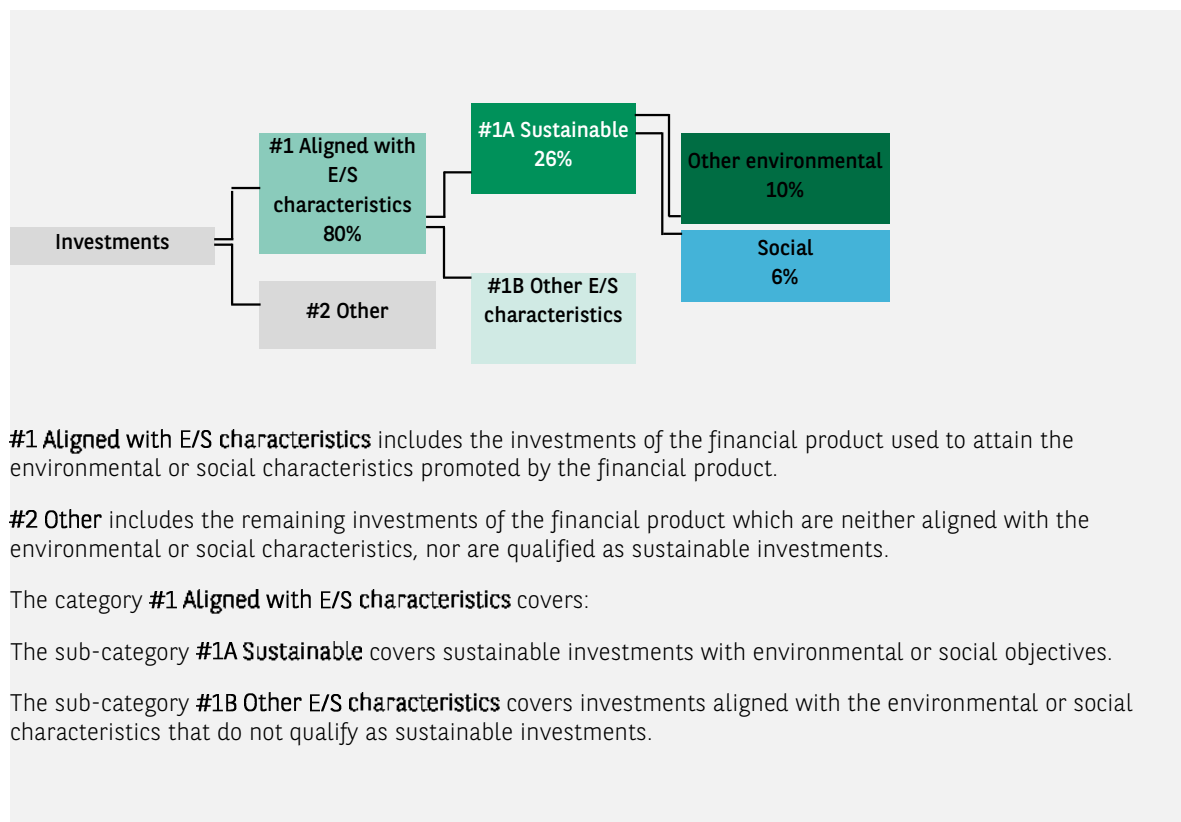
Taxonomy-aligned activities are expressed as a share of:

For the avoidance of doubt, such a proportion is solely a minimum and the exact percentage of the investments of the financial product that attained the promoted environmental or social characteristics will be available in the annual report.

The minimum proportion of sustainable investments of the financial product is 26%.


The remaining proportion of the investments is mainly used as described under the question: "What investments are included under "#2 Other", what is their purpose and are there any minimum environmental or social safeguards?"

- **turnover** reflecting the share of revenue from green activities of investee companies.
 - **capital expenditure** (CapEx) showing the green investments made by investee companies, e.g. for a transition to a green economy.
 - **operational expenditure** (OpEx) reflecting green operational activities of investee companies.



● **How does the use of derivatives attain the environmental or social characteristics promoted by the financial product?**

Financial derivative instruments may be used for efficient portfolio management, hedging and/or investment purposes, if applicable. These instruments are not used to attain the environmental or social characteristics promoted by the product.

 **To what minimum extent are sustainable investments with an environmental objective aligned with the EU Taxonomy?**

Not applicable

● **Does the financial product invest in fossil gas and/or nuclear energy related activities that comply with the EU Taxonomy¹?**

Yes

In fossil gas In Nuclear Energy

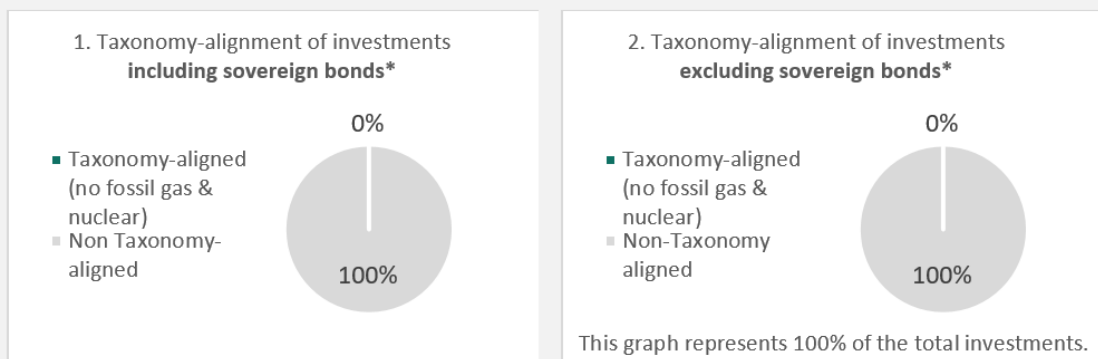
No

¹ -Fossil gas and/or nuclear related activities will only comply with the EU Taxonomy where they contribute to limiting climate change ("climate change mitigation") and do not significantly harm any EU Taxonomy objective - see explanatory note in the left hand margin. The full criteria for fossil gas and nuclear energy economic activities that comply with the EU Taxonomy are laid down in Commission Delegated Regulation (EU) 2022/1214.

To comply with the EU Taxonomy, the criteria for **fossil gas** include limitations on emissions and switching to renewable power or low-carbon fuels by the end of 2035. For **nuclear energy**, the criteria include comprehensive safety and waste management rules.

Enabling activities directly enable other activities to make a substantial contribution to an environmental objective. **Transitional activities** are activities for which low-carbon alternatives are not yet available and among others have greenhouse gas emission levels corresponding to the best performance.

The two graphs below show in green the minimum percentage of investments that are aligned with the EU Taxonomy. As there is no appropriate methodology to determine the Taxonomy-alignment of sovereign bonds*, the first graph shows the Taxonomy-alignment in relation to all the investments of the financial product including sovereign bonds, while the second graph shows the Taxonomy-alignment only in relation to the investments of the financial product other than sovereign bonds.



* For the purpose of these graphs, 'sovereign bonds' consist of all sovereign exposures

● **What is the minimum share of investments in transitional and enabling activities?**

Not applicable



What is the minimum share of sustainable investments with an environmental objective that are not aligned with the EU Taxonomy?

The minimum share of sustainable investments with an environmental objective that are not aligned with the EU Taxonomy is 10%.

The minimum share is intentionally low as the objective of the investment manager is not to prevent the product from investing in taxonomy-aligned activities within the framework of the investment strategy of the product.

The Management Company is improving its Taxonomy-alignment data collection to ensure the accuracy and suitability of its Taxonomy sustainability-related disclosures. In the meantime, the financial product will invest in sustainable investments with an environmental objective that are not aligned with the EU Taxonomy.



What is the minimum share of socially sustainable investments?

The minimum share of socially sustainable investments within the financial product is 6%.



What investments are included under '#2 Other', what is their purpose and are there any minimum environmental or social safeguards?

The remaining proportion of the investments may include :

- The proportion of assets that are not used to meet the environmental or social characteristics promoted by the financial product. These assets are used for investment purposes, or
- Instruments which are mainly used for liquidity, efficient portfolio management, and/or hedging purposes, notably cash, deposits and derivatives

In any case, the investment manager will ensure that those investments are made while maintaining the

are sustainable investments with an environmental objective that **do not take into account the criteria** for environmentally sustainable economic activities under the EU Taxonomy.



improvement of the ESG profile of the financial product. In addition, those investments are made in compliance with our internal processes, including the following minimum environmental or social safeguards:

- The risk management policy. The risk management policy comprises procedures as are necessary to enable the management company to assess for each financial product it manages the exposure of that product to market, liquidity, sustainability and counterparty risks. And

- The RBC policy, where applicable, through the exclusion of companies involved in controversies due to poor practices related to human and labour rights, environment, and corruption, as well as companies operating in sensitive sectors (tobacco, coal, controversial weapons, asbestos,...), as these companies are deemed to be in violation of international norms, or to cause unacceptable harm to society and/or the environment



Is a specific index designated as a reference benchmark to determine whether this financial product is aligned with the environmental and/or social characteristics that it promotes?

Reference benchmarks are indexes to measure whether the financial product attains the environmental or social characteristics that they promote.

No reference benchmark has been designated for the purpose of attaining the environmental or social characteristics promoted by the financial product.

- **How is the reference benchmark continuously aligned with each of the environmental or social characteristics promoted by the financial product?**

Not applicable

- **How is the alignment of the investment strategy with the methodology of the index ensured on a continuous basis?**

Not applicable

- **How does the designated index differ from a relevant broad market index?**

Not applicable

- **Where can the methodology used for the calculation of the designated index be found?**

Not applicable



Where can I find more product specific information online?

More product-specific information can be found on the website: <https://www.bnpparibas-am.com/> after choosing the relevant country and directly in the section 'Sustainability-related disclosures' dedicated to the product.

Template pre-contractual disclosure for the financial products referred to in Article 8, paragraphs 1, 2 and 2a, of Regulation (EU) 2019/2088 and Article 6, first paragraph, of Regulation (EU) 2020/852

Sustainable investment means an investment in an economic activity that contributes to an environmental or social objective, provided that the investment does not significantly harm any environmental or social objective and that the investee companies follow good governance practices.

The **EU Taxonomy** is a classification system laid down in Regulation (EU) 2020/852, establishing a list of **environmentally sustainable economic activities**. That Regulation does not lay down a list of socially sustainable economic activities. Sustainable investments with an environmental objective might be aligned with the Taxonomy or not.

Product name : **BNP PARIBAS FUNDS GLOBAL BOND OPPORTUNITIES**

Legal Entity Identifier : 213800BK6M5X4LRSZE11

Environmental and/or social characteristics

Does this financial product have a sustainable investment objective?	
<input checked="" type="radio"/> <input type="radio"/> Yes	<input checked="" type="radio"/> <input type="radio"/> No
<input type="checkbox"/> It will make a minimum of sustainable investments with an environmental objective: ____%	<input checked="" type="checkbox"/> It promotes Environmental/Social (E/S) characteristics and while it does not have as its objective a sustainable investment, it will have a minimum proportion of 20% of sustainable investments
<input type="checkbox"/> in economic activities that qualify as environmentally sustainable under the EU Taxonomy	<input type="checkbox"/> with an environmental objective in economic activities that qualify as environmentally sustainable under the EU Taxonomy
<input type="checkbox"/> in economic activities that do not qualify as environmentally sustainable under the EU Taxonomy	<input checked="" type="checkbox"/> with an environmental objective in economic activities that do not qualify as environmentally sustainable under the EU Taxonomy
<input type="checkbox"/> It will make a minimum of sustainable investments with a social objective: ____%	<input checked="" type="checkbox"/> with a social objective
	<input type="checkbox"/> It promotes E/S characteristics, but will not make any sustainable investments



What environmental and/or social characteristics are promoted by this financial product?

The financial product promotes environmental and social characteristics by assessing underlying investments against Environmental, Social, and Governance (ESG) criteria using an ESG internal proprietary methodology, and by investing in issuers that demonstrate good environmental, social and governance practices.

Corporate issuers

The investment strategy selects:

Corporate issuers with good or improving ESG practices within their sector of activity. The ESG performance of an issuer is evaluated against a combination of environmental, social and governance factors which include but are

not limited to:

- Environmental: energy efficiency, reduction of emissions of greenhouse gases (GHG), treatment of waste
- Social: respect of human rights and workers' rights, human resources management (workers' health and safety, diversity)
- Governance: Board of Directors independence, managers' remuneration, respect of minority shareholders rights

The exclusion criteria are applied with regard to issuers that are in violation of international norms and convention, or operate in sensitive sectors as defined by the Responsible Business Conduct Policy (RBC Policy).

Sovereign issuers

The investment strategy selects sovereign issuers based on their performance across the environmental, social and governance pillars. The ESG performance of each country is assessed using an internal Sovereign ESG methodology that focuses on measuring governments' efforts to produce and preserve assets, goods, and services with high ESG values, according to their level of economic development. This involves evaluation of a country against a combination of environmental, social and governance factors, which include but not limited to:

- Environmental: climate mitigation, biodiversity, energy efficiency, land resources, pollution
- Social: life conditions, economic inequality, education, employment, health infrastructure, human capital
- Governance: business rights, corruption, democratic life, political stability, security

BNP Paribas Asset Management's Global Sustainability Strategy places a strong emphasis on combatting climate change. Therefore, given the importance of sovereigns in addressing climate change, the internal Sovereign ESG methodology includes an additional scoring component that captures the country's contribution to progress towards the net-zero goals set out in the Paris Agreement. This additional scoring component reflects countries' commitment to future targets balanced by their current policies and their forward-looking physical climate risk exposure. It combines temperature alignment methodology for determining national contributions to climate change with an assessment of the laws and policies countries have in place for addressing climate change.

The investment manager also applies the BNP Paribas Group's sensitive countries framework, which includes restrictive measures on certain countries and/or activities that are considered as being particularly exposed to money laundering and terrorism financing related risks.

Furthermore, the investment manager promotes better environmental and social outcomes through engagement with issuers and the exercise of voting rights according to the Stewardship policy, where applicable.

No reference benchmark has been designated for the purpose of attaining the environmental or social characteristics promoted by the financial product.

● What sustainability indicators are used to measure the attainment of each of the environmental or social characteristics promoted by this financial product?

The following sustainability indicators are used to measure the attainment of the environmental and social characteristics promoted by the financial product:

- The percentage of the portfolio compliant with the RBC Policy
- The percentage of the portfolio covered by ESG analysis based on the ESG internal proprietary methodology
- The weighted average ESG score of the portfolio compared to the weighted average ESG score of its investment universe, as defined in the Prospectus
- The percentage of the financial product's portfolio invested in 'sustainable investments' as defined in Article 2 (17) of the SFDR regulation

Sustainability indicators measure how the environmental or social characteristics promoted by the financial product are attained.



● **What are the objectives of the sustainable investments that the financial product partially intends to make and how does the sustainable investment contribute to such objectives?**

The objectives of the sustainable investments made by the financial product are to finance companies that contribute to environmental and/or social objectives through their products and services, as well as their sustainable practices.

The internal methodology, as defined in the main part of the Prospectus, integrates several criteria into its definition of sustainable investments that are considered to be core components to qualify a company as sustainable. These criteria are complementary to each other. In practice, a company must meet at least one of the criteria described below in order to be considered as contributing to an environmental or social objective:

1. A company with an economic activity aligned with the EU Taxonomy objectives. A company can be qualified as sustainable investment in case it has more than 20% of its revenues aligned with the EU Taxonomy. A company qualifying as sustainable investment through this criteria can for example contribute to the following environmental objectives: sustainable forestry, environmental restoration, sustainable manufacturing, renewable energy, water supply, sewerage, waste management and remediation, sustainable transportation, sustainable buildings, sustainable information and technology, scientific research for sustainable development;

2. A company with an economic activity contributing to one or more United Nations Sustainable Development goals (UN SDG) targets. A company can be qualified as sustainable investment in case it has more than 20% of its revenues aligned with the SDGs and less than 20% of its revenues misaligned with the UN SDGs. A company qualifying as sustainable investment through this criteria can for example contribute to the following objectives:

a. Environmental: sustainable agriculture, sustainable management of water and sanitation, sustainable and modern energy, sustainable economic growth, sustainable infrastructure, sustainable cities, sustainable consumption and production patterns, fight against climate change, conservation and sustainable use of oceans, seas and marine resources, protection, restoration and sustainable use of terrestrial ecosystems, sustainable management of forests, fight against desertification, land degradation and biodiversity loss;

b. Social: no poverty, zero hunger, food security, healthy lives and well-being at all ages, inclusive and equitable quality education and lifelong learning opportunities, gender equality, women and girls empowerment, availability of water and sanitation, access to affordable, reliable and modern energy, inclusive and sustainable economic growth, full and productive employment and decent work, resilient infrastructure, inclusive and sustainable industrialization, reduced inequality, inclusive, safe and resilient cities and human settlements, peaceful and inclusive societies, access to justice and effective, accountable and inclusive institutions, global partnership for sustainable development.

3. A company operating in a high GHG emission sector that is transitioning its business model to align with the objective of maintaining the global temperature rise below 1.5°C. A company qualifying as sustainable investment through this criteria can for example contribute to the following environmental objectives: GHG emissions reduction, fight against climate change;

4. A company with best-in-class environmental or social practices compared to its peers within the relevant sector and geographical region. The E or S best performer assessment is based on the BNPP AM ESG scoring methodology. The methodology scores companies and assesses them against a peer group comprising companies in comparable sectors and geographical regions. A company with a contribution score above 10 on the Environmental or Social pillar qualifies as best performer. A company qualifying as sustainable investment through this criteria can for example contribute to the following objectives:

a. Environmental: fight against climate change, environmental risk management, sustainable management of natural resources, waste management, water management, GHG emissions reduction, renewable energy, sustainable agriculture, green infrastructure;

b. Social: health and safety, human capital management, good external stakeholder management (supply chain, contractors, data), business ethics preparedness, good corporate governance.

Green bonds, social bonds and sustainability bonds issued to support specific environmental and/or social projects are also qualified as sustainable investments provided that these debt securities receive an investment recommendation 'POSITIVE' or 'NEUTRAL' from the Sustainability Center following the issuer and underlying project assessment based on a proprietary Green/Social/Sustainability Bond Assessment methodology.

Companies identified as a sustainable investment should not significantly harm any other environmental or social objectives (the Do No Significant Harm 'DNSH' principle) and should follow good governance practices. BNP Paribas Asset Management (BNPP AM) uses its proprietary methodology to assess all companies against these requirements.

More information on the internal methodology can be found on the website of the investment manager: <https://docfinder.bnpparibas-am.com/api/files/14787511-CB33-49FC-B9B5-7E934948BE63>

Principal adverse impacts are the most significant negative impacts of investment decisions on sustainability factors relating to environmental, social and employee matters, respect for human rights, anti-corruption and anti-bribery matters.

● **How do the sustainable investments that the financial product partially intends to make, not cause significant harm to any environmental or social sustainable investment objective?**

Sustainable investments that the product partially intends to make should not significantly harm any environmental or social objective (DNSH Principle). In this respect, the investment manager commits to consider principal adverse impacts on sustainability factors by taking into account indicators for adverse impacts as defined in SFDR, and to not invest in companies that do not meet their fundamental obligations in line with the OECD Guidelines and the UN Guiding Principles on Business and Human Rights.

How have the indicators for adverse impacts on sustainability factors been taken into account?

The investment manager ensures that throughout its investment process, the financial product takes into all the account principal all the adverse impact indicators that are relevant to its investment strategy to select the sustainable investments that the financial product partially intends to make by systematically implementing the sustainable investment pillars defined in the BNP Paribas Asset Management Global Sustainability Strategy (GSS) into its investment process : RBC policy, ESG integration guidelines, Stewardship, the forward-looking vision the '3Es' (Energy transition, Environmental sustainability, Equality & Inclusive Growth).

The RBC policy establishes a common framework across investments and economic activities that help identify industries and behaviours presenting a high risk of adverse impacts in violation of international norms. As part of the RBC Policy, sector policies provide a tailored approach to identify and prioritize principal adverse impacts based on the nature of the economic activity, and in many cases, the geography in which these economic activities take place.

The ESG Integration Guidelines includes a series of commitments, which are material to consideration of principal adverse sustainability impacts, and guides the internal ESG integration process. The proprietary ESG scoring framework includes an assessment of a number of adverse sustainability impacts caused by companies in which we invest. Outcome of this assessment may impact the valuation models as well as the portfolio construction depending on the severity and materiality of adverse impacts identified.

Thus, the Investment Manager considers principal adverse sustainability impacts throughout the investment process through the use of the internal ESG scores and construction of the portfolio with an improved ESG profile compared to its investment universe.

The Forward-looking perspective defines a set of objectives and developed performance indicators to measure how the researches, portfolios and commitments are aligned on three issues, the '3Es' (Energy transition, Environmental sustainability, Equality & inclusive growth) and thus support investment processes.

Furthermore, the Stewardship team regularly identifies adverse impacts through ongoing research, collaboration with other long-term investors, and dialogue with NGOs and other experts.

As regards the sustainable investments that the financial product intends to make, the following principal adverse sustainability impacts are taken into account:

Corporate mandatory indicators:

1. GreenHouse Gas (GHG) Emissions

2. Carbon footprint
3. GHG intensity of investee companies
4. Exposure to companies active in the fossil fuel sector
5. Share of non-renewable energy consumption and production
6. Energy consumption intensity per high impact climate sector
7. Activities negatively affecting biodiversity sensitive areas
8. Emissions to water
9. Hazardous waste ratio
10. Violations of UN Global Compact principles and Organisation for Economic Cooperation and Development (OECD) Guidelines for Multinational Enterprises
11. Lack of processes and compliance mechanisms to monitor compliance with UN Global Compact principles and OECD Guidelines for Multinational Enterprises
12. Unadjusted gender pay gap
13. Board gender diversity
14. Exposure to controversial weapons (anti-personnel mines, cluster munitions, chemical weapons and biological weapons)

Corporate voluntary indicators:

Environment

4. Investments in companies without carbon emission reduction initiatives

Social

4. Lack of a supplier code of conduct
9. Lack of a human rights policy

Sovereign mandatory indicator:

15. GHG intensity
16. Investee countries subject to social violations

More detailed information on the manner in which principal adverse impacts on sustainability factors are considered can be found in the BNP PARIBAS ASSET MANAGEMENT SFDR disclosure statement:

<https://docfinder.bnpparibas-am.com/api/files/874ADAE2-3EE7-4AD4-B0ED-84FC06E090BF>

In addition, information on how the principal adverse impacts on sustainability factors have been considered over the year will be available in the annual report of the financial product.

How are the sustainable investments aligned with the OECD Guidelines for Multinational Enterprises and the UN Guiding Principles on Business and Human Rights?

The investment universe of the financial product is periodically screened with a view to identify issuers that are potentially in violation or at risk of violation of the UN Global Compact Principles, OECD Guidelines for Multinational Enterprises and UN Guiding Principles on Business & Human Rights, including the principles and rights set out in the eight fundamental conventions identified in the Declaration of the International Labour Organisation on Fundamental Principles and Rights at Work and the International Bill of Human Rights. This assessment is conducted within the BNPP AM Sustainability Centre on the basis of internal analysis and information provided by external experts, and in consultation with BNP Paribas Group CSR Team. If an issuer is found to be in serious and repeated violations of any of the principles, it will be placed on an 'exclusion list' and will not be available for investment. Existing investments should be divested from the portfolio according to an internal procedure. If an issuer is at risk of violating any of the principles, it is placed on a 'watch list' monitored, as appropriate.

The EU Taxonomy sets out a 'do not significant harm' principle by which Taxonomy-aligned investments should not significantly harm EU Taxonomy objectives and is accompanied by specific EU criteria.

The 'do no significant harm' principle applies only to those investments underlying the financial product that take into account the EU criteria for environmentally sustainable economic activities. The investments underlying the remaining portion of this financial product do not take into account the EU criteria for environmentally sustainable economic activities.

Any other sustainable investments must also not significantly harm any environmental or social objectives.





Does this financial product consider principal adverse impacts on sustainability factors?

Yes

The product considers principal adverse impacts on sustainability factors by systematically implementing the sustainable investment pillars defined in the GSS into its investment process. These pillars are covered by firm-wide policies that set criteria to identify, consider and prioritise as well as address or mitigate adverse sustainability impacts caused by issuers.

The RBC policy establishes a common framework across investments and economic activities that help identify industries and behaviours presenting a high risk of adverse impacts in violation of international norms. As part of the RBC Policy, sector policies provide a tailored approach to identify and prioritize principal adverse impacts based on the nature of the economic activity, and in many cases, the geography in which these economic activities take place.

The ESG Integration Guidelines includes a series of commitments, which are material to consideration of principal adverse sustainability impacts, and guides the internal ESG integration process. The proprietary ESG scoring framework includes an assessment of a number of adverse sustainability impacts caused by companies in which we invest. Outcome of this assessment may impact the valuation models as well as the portfolio construction depending on the severity and materiality of adverse impacts identified.

Thus, the Investment Manager considers principal adverse sustainability impacts throughout the investment process through the use of the internal ESG scores and construction of the portfolio with an improved ESG profile compared to its investment universe.

The Forward-looking perspective defines a set of objectives and developed performance indicators to measure how the researches, portfolios and commitments are aligned on three issues, the '3Es' (Energy transition, Environmental sustainability, Equality & inclusive growth) and thus support investment processes.

Furthermore, the Stewardship team regularly identifies adverse impacts through ongoing research, collaboration with other long-term investors, and dialogue with NGOs and other experts.

Actions to address or mitigate principal adverse sustainability impacts depend on the severity and materiality of these impacts. These actions are guided by the RBC Policy, ESG Integration Guidelines, and Engagement and Voting Policy which include the following provisions :

- Exclusion of issuers that are in violation of international norms and conventions and issuers that are involved in activities presenting an unacceptable risk to society and/or the environment
- Engagement with issuers with the aim of encouraging them to improve their environmental, social and governance practices and, thus, mitigate potential adverse impacts
- In case of equity holdings, voting at Annual General Meetings of companies the portfolio is invested in to promote good governance and advance environmental and social issues
- Ensuring all securities included in the portfolio have supportive ESG research
- Managing portfolios so that their aggregate ESG score is better than the relevant benchmark or universe

Based on the above approach, and depending on the composition of the financial product's portfolio (i.e. the type of issuer), the financial product considers and addresses or mitigates the following principal adverse sustainability impacts:

Corporate mandatory indicators:

1. GreenHouse Gas (GHG) Emissions
2. Carbon footprint
3. GHG intensity of investee companies
4. Exposure to companies active in the fossil fuel sector
5. Share of non-renewable energy consumption and production
6. Energy consumption intensity per high impact climate sector



7. Activities negatively affecting biodiversity sensitive areas
8. Emissions to water
9. Hazardous waste ratio
10. Violations of UN Global Compact principles and Organisation for Economic Cooperation and Development (OECD) Guidelines for Multinational Enterprises
11. Lack of processes and compliance mechanisms to monitor compliance with UN Global Compact principles and OECD Guidelines for Multinational Enterprises
12. Unadjusted gender pay gap
13. Board gender diversity
14. Exposure to controversial weapons (anti-personnel mines, cluster munitions, chemical weapons and biological weapons)

Corporate voluntary indicators:

Environment

4. Investments in companies without carbon emission reduction initiatives

Social

4. Lack of a supplier code of conduct
9. Lack of a human rights policy

Sovereign mandatory indicator:

15. GHG intensity
16. Investee countries subject to social violations

More detailed information on the manner in which principal adverse impacts on sustainability factors are considered can be found in the BNP PARIBAS ASSET MANAGEMENT SFDR disclosure statement: <https://docfinder.bnpparibas-am.com/api/files/874ADAE2-3EE7-4AD4-BOED-84FC06E090BF>
In addition, information on how the principal adverse impacts on sustainability factors have been considered over the year will be available in the annual report of the financial product.

No



What investment strategy does this financial product follow?

The investment strategy guides investment decisions based on factors such as investment objectives and risk tolerance.

To achieve the investment objective of the financial product, the investment manager takes into account at each step of its investment process the Environmental, Social and Governance (ESG) criteria that the financial product promotes.

The investment universe of the financial product is thoroughly screened with a view to identify issuers that are in violation of the UN Global Compact Principles, OECD Guidelines for Multinational Enterprises and UN Guiding Principles on Business & Human Rights.

Then the Investment Manager integrates ESG ratings and criteria into the assessment of issuers. ESG ratings are built by BNP Paribas Asset Management's Sustainability Centre using a proprietary ESG methodology.

The investment manager constantly integrates the binding elements of the investment strategy described in the question below to construct an investment portfolio with an improved ESG profile compared to its investment universe.

Environmental, social and governance (ESG) criteria contribute to, but are not a determining factor in, the manager's decision-making.

The elements of the investment strategy to attain the environmental or social characteristics promoted by this financial product as described below are systematically integrated throughout the investment process.

- **What are the binding elements of the investment strategy used to select the investments to attain each of the environmental or social characteristics promoted by this financial product?**

- The financial product shall comply with the RBC Policy by excluding companies involved in controversies due to poor practices related to human and labor rights, environment, and corruption, as well as

companies operating in sensitive sectors (tobacco, coal, controversial weapons, asbestos,...), as these companies are deemed to be in violation of international norms, or to cause unacceptable harm to society and/or the environment.

More information on the RBC Policy, and in particular criteria relating to sectoral exclusions, can be found on the website of the investment manager: Sustainability documents - BNPP AM Corporate English (<https://www.bnpparibas-am.com/sustainability-documents/>)

- The financial product shall have the weighted average ESG score of its portfolio higher than the weighted average ESG score of its investment universe, as defined in the Prospectus
- The financial product shall have at least 90% of its assets (excluding ancillary liquid assets) covered by the ESG analysis based on the ESG internal proprietary methodology
- The financial product shall invest at least 20% of its assets in 'sustainable investments' as defined in Article 2 (17) of the SFDR regulation. Criteria to qualify an investment as 'sustainable investment' are indicated in the above question 'What are the objectives of the sustainable investments that the financial product partially intends to make and does the sustainable investments contribute to such objectives' and the quantitative and qualitative thresholds are mentioned in the main part of the Prospectus

● **What is the committed minimum rate to reduce the scope of the investments considered prior to the application of that investment strategy?**

The financial product does not commit to a reduction of the scope of investments prior to the application of its investment strategy.

● **What is the policy to assess good governance practices of the investee companies?**

The ESG scoring framework assesses corporate governance through a core set of standard key performance indicators for all sectors supplemented by sector specific metrics. The governance metrics and indicators to assess good governance practices such as sound management structures, employee relations, remuneration of staff and tax compliance include but are not limited to:

- Separation of power (e.g. Split CEO/Chair)
- Board diversity
- Executive pay (remuneration policy)
- Board Independence, and key committees independence
- Accountability of directors
- Financial expertise of the Audit Committee
- Respect of shareholders rights and absence of antitakeover devices
- The presence of appropriate policies (i.e. Bribery and corruption, whistleblower)
- Tax disclosure
- An assessment of prior negative incidents relating to governance

The ESG analysis goes beyond the framework to look at a more qualitative assessment of how the insights from our ESG model are reflected in the culture and operations of investee companies. In some cases, the ESG analysts will conduct due diligence meetings to better understand the company's approach to corporate governance.

Good governance practices include sound management structures, employee relations, remuneration of staff and tax compliance.



What is the asset allocation planned for this financial product?

Asset allocation describes the share of investments in specific assets.

At least 50% of the investments of the financial product will be used to meet the environmental or social characteristics promoted, in accordance with the binding elements of the investment strategy of the financial product.

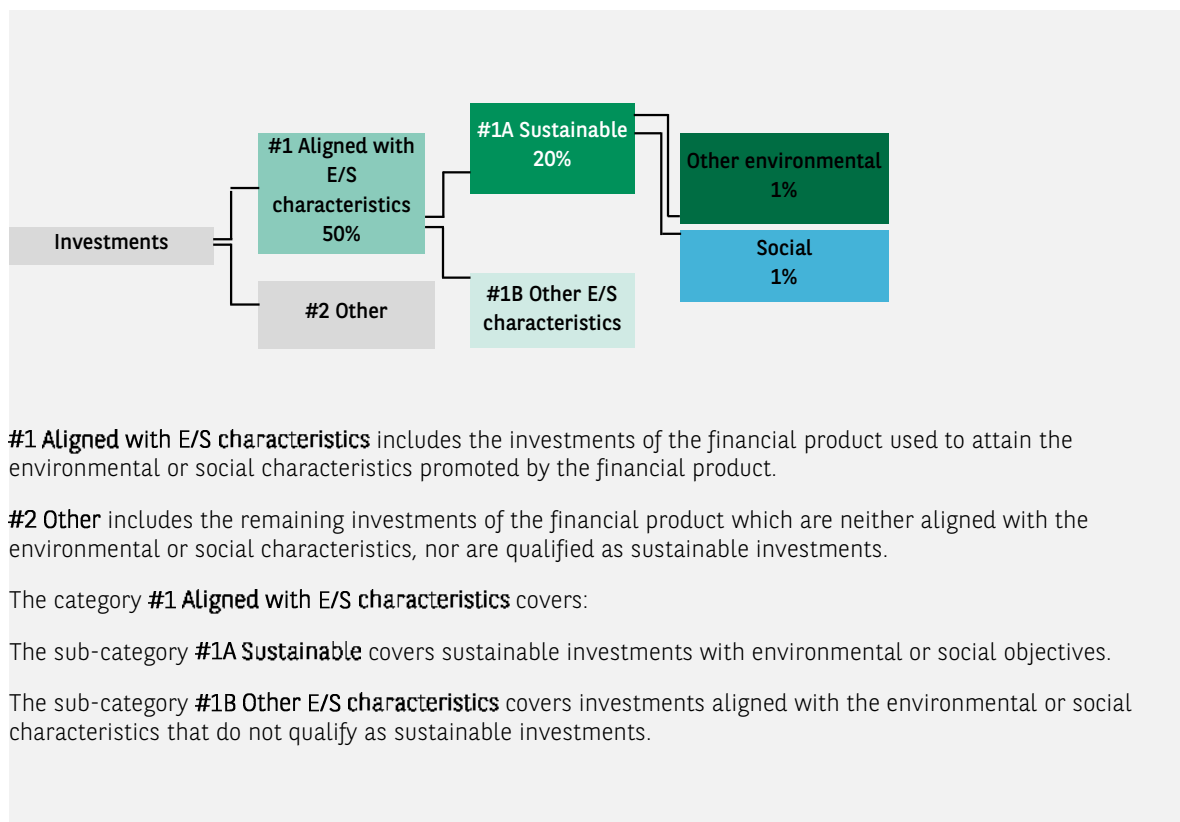
Taxonomy-aligned activities are expressed as a share of:

For the avoidance of doubt, such a proportion is solely a minimum and the exact percentage of the investments of the financial product that attained the promoted environmental or social characteristics will be available in the annual report.

The minimum proportion of sustainable investments of the financial product is 20%.

The remaining proportion of the investments is mainly used as described under the question: "What investments are included under "#2 Other", what is their purpose and are there any minimum environmental or social safeguards?"

- **turnover** reflecting the share of revenue from green activities of investee companies.
 - **capital expenditure** (CapEx) showing the green investments made by investee companies, e.g. for a transition to a green economy.
 - **operational expenditure** (OpEx) reflecting green operational activities of investee companies.



● **How does the use of derivatives attain the environmental or social characteristics promoted by the financial product?**

Financial derivative instruments may be used for efficient portfolio management, hedging and/or investment purposes, if applicable. These instruments are not used to attain the environmental or social characteristics promoted by the product.



To what minimum extent are sustainable investments with an environmental objective aligned with the EU Taxonomy?

Not applicable

● **Does the financial product invest in fossil gas and/or nuclear energy related activities that comply with the EU Taxonomy¹?**

Yes

In fossil gas In Nuclear Energy

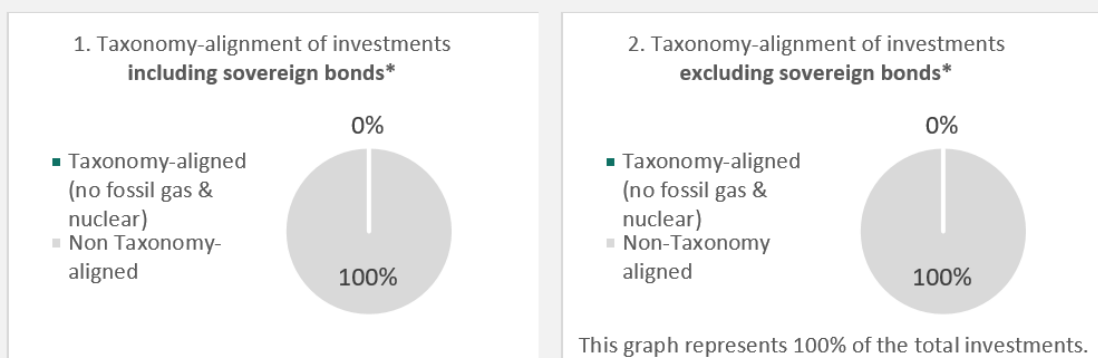
No

¹ -Fossil gas and/or nuclear related activities will only comply with the EU Taxonomy where they contribute to limiting climate change ("climate change mitigation") and do not significantly harm any EU Taxonomy objective - see explanatory note in the left hand margin. The full criteria for fossil gas and nuclear energy economic activities that comply with the EU Taxonomy are laid down in Commission Delegated Regulation (EU) 2022/1214.

To comply with the EU Taxonomy, the criteria for **fossil gas** include limitations on emissions and switching to renewable power or low-carbon fuels by the end of 2035. For **nuclear energy**, the criteria include comprehensive safety and waste management rules.

Enabling activities directly enable other activities to make a substantial contribution to an environmental objective. **Transitional activities** are activities for which low-carbon alternatives are not yet available and among others have greenhouse gas emission levels corresponding to the best performance.

The two graphs below show in green the minimum percentage of investments that are aligned with the EU Taxonomy. As there is no appropriate methodology to determine the Taxonomy-alignment of sovereign bonds*, the first graph shows the Taxonomy-alignment in relation to all the investments of the financial product including sovereign bonds, while the second graph shows the Taxonomy-alignment only in relation to the investments of the financial product other than sovereign bonds.



* For the purpose of these graphs, 'sovereign bonds' consist of all sovereign exposures

● **What is the minimum share of investments in transitional and enabling activities?**

Not applicable

are sustainable investments with an environmental objective that **do not take into account the criteria** for environmentally sustainable economic activities under the EU Taxonomy.

● **What is the minimum share of sustainable investments with an environmental objective that are not aligned with the EU Taxonomy?**

The minimum share of sustainable investments with an environmental objective that are not aligned with the EU Taxonomy is 1%.

The minimum share is intentionally low as the objective of the investment manager is not to prevent the product from investing in taxonomy-aligned activities within the framework of the investment strategy of the product.

The Management Company is improving its Taxonomy-alignment data collection to ensure the accuracy and suitability of its Taxonomy sustainability-related disclosures. In the meantime, the financial product will invest in sustainable investments with an environmental objective that are not aligned with the EU Taxonomy.

● **What is the minimum share of socially sustainable investments?**

The minimum share of socially sustainable investments within the financial product is 1%.

● **What investments are included under '#2 Other', what is their purpose and are there any minimum environmental or social safeguards?**

The remaining proportion of the investments may include :

- The proportion of assets that are not used to meet the environmental or social characteristics promoted by the financial product. These assets are used for investment purposes, or
- Instruments which are mainly used for liquidity, efficient portfolio management, and/or hedging purposes, notably cash, deposits and derivatives

In any case, the investment manager will ensure that those investments are made while maintaining the

improvement of the ESG profile of the financial product. In addition, those investments are made in compliance with our internal processes, including the following minimum environmental or social safeguards:

- The risk management policy. The risk management policy comprises procedures as are necessary to enable the management company to assess for each financial product it manages the exposure of that product to market, liquidity, sustainability and counterparty risks. And

- The RBC policy, where applicable, through the exclusion of companies involved in controversies due to poor practices related to human and labour rights, environment, and corruption, as well as companies operating in sensitive sectors (tobacco, coal, controversial weapons, asbestos,...), as these companies are deemed to be in violation of international norms, or to cause unacceptable harm to society and/or the environment



Is a specific index designated as a reference benchmark to determine whether this financial product is aligned with the environmental and/or social characteristics that it promotes?

Reference benchmarks are indexes to measure whether the financial product attains the environmental or social characteristics that they promote.

No reference benchmark has been designated for the purpose of attaining the environmental or social characteristics promoted by the financial product.

- **How is the reference benchmark continuously aligned with each of the environmental or social characteristics promoted by the financial product?**

Not applicable

- **How is the alignment of the investment strategy with the methodology of the index ensured on a continuous basis?**

Not applicable

- **How does the designated index differ from a relevant broad market index?**

Not applicable

- **Where can the methodology used for the calculation of the designated index be found?**

Not applicable



Where can I find more product specific information online?

More product-specific information can be found on the website: <https://www.bnpparibas-am.com/> after choosing the relevant country and directly in the section 'Sustainability-related disclosures' dedicated to the product.

Sustainable investment means an investment in an economic activity that contributes to an environmental or social objective, provided that the investment does not significantly harm any environmental or social objective and that the investee companies follow good governance practices.

The **EU Taxonomy** is a classification system laid down in Regulation (EU) 2020/852, establishing a list of **environmentally sustainable economic activities**. That Regulation does not include a list of socially sustainable economic activities. Sustainable investments with an environmental objective might be aligned with the Taxonomy or not.

SUSTAINABLE INVESTMENT OBJECTIVE

Does this financial product have a sustainable investment objective?

<input checked="" type="radio"/> <input checked="" type="radio"/> <input checked="" type="checkbox"/> Yes	<input type="radio"/> <input type="radio"/> <input type="checkbox"/> No
<p><input checked="" type="checkbox"/> It will make a minimum of sustainable investments with an environmental objective: 51%</p> <ul style="list-style-type: none"> <input checked="" type="checkbox"/> in economic activities that qualify as environmentally sustainable under the EU Taxonomy <input checked="" type="checkbox"/> in economic activities that do not qualify as environmentally sustainable under the EU Taxonomy <p><input checked="" type="checkbox"/> It will make a minimum of sustainable investments with a social objective: 1%</p>	<p><input type="checkbox"/> It promotes Environmental/Social (E/S) characteristics and while it does not have as its objective a sustainable investment, it will have a minimum proportion of ___% of sustainable investments</p> <ul style="list-style-type: none"> <input type="checkbox"/> with an environmental objective in economic activities that qualify as environmentally sustainable under the EU Taxonomy <input type="checkbox"/> with an environmental objective in economic activities that do not qualify as environmentally sustainable under the EU Taxonomy <input type="checkbox"/> with a social objective <p><input type="checkbox"/> It promotes E/S characteristics, but will not make any sustainable investments</p>



What is the sustainable investment objective of this financial product?

The sustainable investment objective of the BNP Paribas Funds Global Climate Solutions fund is to participate in the transition to a sustainable world by investing in companies which provide environmental solutions, facilitating the overarching goal of climate mitigation. This is with a dual focus on the contribution of the energy transition and ecosystem restoration. As such, the selection of the underlying issuers will be made by focusing on positive contribution towards the restoration of ecosystems, combined with energy solution providers.

At all times, this financial product invests in equities and/or equity equivalent securities issued by worldwide companies that have at least 20% of their economic activities (measured via Revenue, CapEx or OpEx) aligned to either the energy transition (primarily renewable energy production, energy technology & materials and energy infrastructure & mobility) or ecosystem restoration (primarily ocean health & clean water, smart agriculture & food innovation and circular economy & eco-design).

Global Climate Solutions themes include but are not limited to renewable energy production, energy technology & materials and energy infrastructure & mobility as well as ocean health & clean water, smart agriculture & food innovation and circular economy & eco-design.

Renewable Energy Production: This theme relates to decarbonising the energy system through production of renewable energy and carbon capture. Examples include clean power, hydrogen production, and renewable installation.

Energy Technology & Materials: This theme relates to digitalising the energy system through electrification, efficiency and technology. Examples include batteries for electric vehicles, environmental data analytics, and critical raw materials.

Energy Infrastructure & Mobility: This relates to decentralising the energy system through new infrastructure, distributed energy, and battery storage. This includes electric vehicle charging, hydrogen mobility and micro eMobility.

Ocean Health & Clean Water: This relates to aquatic ecosystems, which sustain the lives of billions of people, regulate climate, produces half our oxygen. Examples include desalination, smart irrigation and water flow control.

Smart Agriculture & Food Innovation: This relates to terrestrial ecosystems, which provide the basis for life through food supply, habitats for organisms and biodiversity. Examples include animal health, smart farming and forestry management

Circular Economy & Eco-Design: This relates to the circular economy, which includes reducing, re-using and recycling materials to reduce waste and pollution. Examples include biodegradable plastics, textile recycling and waste management

The extent to which sustainable investments underlying the financial product contribute to the environmental objectives set out in Article 9 of Regulation (EU) 2020/852: climate change mitigation, climate change adaptation, the sustainable use and protection of water and marine resources, the transition to a circular economy, pollution prevention and control and/or the protection and restoration of biodiversity and ecosystems and are aligned with the EU Taxonomy are disclosed in the two graphs below in the document.

No reference benchmark has been designated for the purpose of attaining the sustainable investment objective of the financial product.

● ***What sustainability indicators are used to measure the attainment of the sustainable investment objective of this financial product?***

The following sustainability indicators are used to measure the attainment of the sustainable investment objective of the financial product:

- The percentage of the financial product's portfolio compliant with the BNP Paribas Asset Management Responsible Business Conduct Policy (RBC Policy);
- The financial product shall invest in companies with at least 20% of revenue, profit or invested capital aligned with the financial product's thematic;
- The percentage of the initial thematic universe that is reduced in order to define the final thematic universe (based on SDG alignment and DNSH criteria);
- The percentage of the financial product's assets covered by the ESG analysis based on the proprietary ESG methodology (excluding ancillary liquid assets);
- The percentage of the financial product's assets covered by the SDG alignment and DNSH analysis based on the proprietary sustainable investments methodology (excluding ancillary liquid assets);The percentage of the financial product's portfolio invested in "sustainable investments" as defined in Article 2 (17) of the SFDR regulation;

Sustainability indicators measure how the sustainable objectives of this financial product are attained.

- The percentage of the financial product's portfolio aggregate Revenue which is "EU Taxonomy Aligned" as defined by Regulation (EU) 2020/852.

● ***How do sustainable investments not cause significant harm to any environmental or social sustainable investment objective?***

Sustainable investments that the product partially intends to make should not significantly harm any environmental or social objective (DNSH Principle). In this respect, the investment manager commits to consider principal adverse impacts on sustainability factors by taking into account indicators for adverse impacts as defined in SFDR where these are relevant and material to the investment strategy, and to not invest in companies that do not meet their fundamental obligations in line with the OECD Guidelines and the UN Guiding Principles on Business and Human Rights.

— — ***How have the indicators for adverse impacts on sustainability factors been taken into account?***

The investment manager ensures that throughout its investment process, the financial product takes into account principal adverse impact indicators that are relevant to its investment strategy to select the sustainable investments that the financial product partially intends to make by systematically implementing the sustainable investment pillars defined in the BNP Paribas Asset Management Global Sustainability Strategy (GSS) into its investment process and as further detailed below in this document; RBC policy, ESG integration guidelines, Stewardship, the forward-looking vision – the '3Es' (Energy transition, Environmental sustainability, Equality & Inclusive Growth).

The RBC policy establishes a common framework across investments and economic activities that help identify industries and behaviours presenting a high risk of adverse impacts in violation of international norms. As part of the RBC Policy, sector policies provide a tailored approach to identify and prioritize principal adverse impacts based on the nature of the economic activity, and in many cases, the geography in which these economic activities take place.

The ESG Integration Guidelines includes a series of commitments, which are material to consideration of principal adverse sustainability impacts, and guides the internal ESG integration process. The proprietary ESG scoring framework includes an assessment of a number of adverse sustainability impacts caused by companies in which we invest. The result of this assessment leads to the exclusion of companies that are not aligned with the SDGs.

The Forward-looking perspective defines a set of objectives and developed performance indicators to measure how the researches, portfolios and commitments are aligned on three issues, the "3Es" (Energy transition, Environmental sustainability, Equality & inclusive growth) and thus support investment processes.

Furthermore, the Stewardship team regularly identifies adverse impacts through ongoing research, collaboration with other long-term investors, and dialogue with NGOs and other experts.

More detailed information on the manner in which principal adverse impacts on sustainability factors are considered can be found in the BNP PARIBAS ASSET MANAGEMENT SFDR disclosure statement: sustainability risk integration and Principal Adverse Impacts considerations.

In addition, information on how the principal adverse impacts on sustainability factors have been considered over the year will be available in the annual report of the financial product.

Principal adverse impacts are the most significant negative impacts of investment decisions on sustainability factors relating to environmental, social and employee matters, respect for human rights, anti-corruption and anti-bribery matters.

— — *How are the sustainable investments aligned with the OECD Guidelines for Multinational Enterprises and the UN Guiding Principles on Business and Human Rights?*

The investment universe of the financial product is periodically screened with a view to identify issuers that are potentially in violation or at risk of violation of the UN Global Compact Principles, OECD Guidelines for Multinational Enterprises and UN Guiding Principles on Business & Human Rights, including the principles and rights set out in the eight fundamental conventions identified in the Declaration of the International Labour Organisation on Fundamental Principles and Rights at Work and the International Bill of Human Rights. This assessment is conducted within the BNPP AM Sustainability Centre on the basis of internal analysis and information provided by external experts, and in consultation with BNP Paribas Group CSR Team. If an issuer is found to be in serious and repeated violations of any of the principles, it will be placed on an “exclusion list” and will not be available for investment. Existing investments should be divested from the portfolio according to an internal procedure. If an issuer is at risk of violating any of the principles, it is placed on a “watch list” monitored, as appropriate.



Does this financial product consider principal adverse impacts on sustainability factors?

Yes

The product considers principal adverse impacts on sustainability factors by systematically implementing the sustainable investment pillars defined in the GSS into its investment process. These pillars are covered by firm-wide policies that set criteria to identify, consider and prioritise as well as address or mitigate adverse sustainability impacts caused by issuers.

The RBC policy establishes a common framework across investments and economic activities that help identify industries and behaviours presenting a high risk of adverse impacts in violation of international norms. As part of the RBC Policy, sector policies provide a tailored approach to identify and prioritize principal adverse impacts based on the nature of the economic activity, and in many cases, the geography in which these economic activities take place.

The ESG Integration Guidelines includes a series of commitments, which are material to consideration of principal adverse sustainability impacts, and guides the internal ESG integration process. The proprietary ESG scoring framework includes an assessment of a number of adverse sustainability impacts caused by companies in which we invest. The result of this assessment leads to the exclusion of companies that are not aligned with the SDGs.

The Forward-looking perspective defines a set of objectives and developed performance indicators to measure how the researches, portfolios and commitments are aligned on three issues, the “3Es” (Energy transition, Environmental sustainability, Equality & inclusive growth) and thus support investment processes.

Furthermore, the Stewardship team regularly identifies adverse impacts through ongoing research, collaboration with other long-term investors, and dialogue with NGOs and other experts.

Actions to address or mitigate principal adverse sustainability impacts depend on the severity and materiality of these impacts. These actions are guided by the RBC Policy, ESG Integration Guidelines, and Engagement and Voting Policy which include the following provisions:

- Exclusion of issuers that are in violation of international norms and conventions and issuers that are involved in activities presenting an unacceptable risk to society and/or the environment;
- Engagement with issuers with the aim of encouraging them to improve their environmental, social and governance practices and, thus, mitigate potential adverse impacts;

- In case of equity holdings, voting at Annual General Meetings of companies the portfolio is invested in to promote good governance and advance environmental and social issues;
- Ensuring all securities included in the portfolio have supportive ESG research.

Based on the above approach, and depending on composition of the financial product's portfolio (i.e. the type of issuer), the financial product considers and addresses or mitigates the following principal adverse sustainability impacts:

Corporate mandatory indicators:

1. GreenHouse Gas (GHG) Emissions
2. Carbon footprint
3. GHG intensity of investee companies
4. Exposure to companies active in the fossil fuel sector
5. Share of non-renewable energy consumption and production
6. Energy consumption intensity per high impact climate sector
7. Activities negatively affecting biodiversity sensitive areas
8. Emissions to water
9. Hazardous waste ratio
10. Violations of UN Global Compact principles and Organisation for Economic Cooperation and Development (OECD) Guidelines for Multinational Enterprises
11. Lack of processes and compliance mechanisms to monitor compliance with UN Global Compact principles and OECD Guidelines for Multinational Enterprises
12. Unadjusted gender pay gap
13. Board gender diversity
14. Exposure to controversial weapons (anti-personnel mines, cluster munitions, chemical weapons and biological weapons)

Corporate voluntary indicators:

Environment

4. Investments in companies without carbon emission reduction initiatives

Social

4. Lack of a supplier code of conduct
9. Lack of a human rights policy

Sovereign mandatory indicators

15. GHG intensity
16. Investee countries subject to social violations

More detailed information on the manner in which principal adverse impacts on sustainability factors are considered can be found in the [BNP PARIBAS ASSET MANAGEMENT SFDR disclosure statement: sustainability risk integration and Principal Adverse Impacts considerations](#).

In addition, information on how the principal adverse impacts on sustainability factors have been considered over the year will be available in the annual report of the financial product.



No



What investment strategy does this financial product follow?

The investment strategy guides investment decisions based on factors such as investment objectives and risk tolerance.

This financial product is actively managed. The benchmark MSCI ACWI (EUR) NR is used for performance comparison only. The financial product is not benchmark constrained and its performance may deviate significantly from that of the benchmark.

The financial product seeks to increase the value of its assets over the medium term by investing in shares issued by companies engaging in climate solutions across global markets.

These companies provide through their products, services or processes solutions to aquatic and terrestrial ecosystems, the circular economy, as well as renewable energy production, energy technology & materials and energy infrastructure & mobility.

The Renewable Energy Production refers to decarbonizing the energy system through production of renewable and carbon capture. Examples include clean power, hydrogen production, and renewable installation.

The Energy Technology & Materials refers to digitalizing the energy system through electrification, efficiency and technology. Examples include batteries for electric vehicles, environmental data analytics, and critical raw materials.

The Energy Infrastructure & Mobility refers to decentralizing the energy system through new infrastructure, distributed energy and battery storage. This includes electric vehicle charging, hydrogen mobility and micro eMobility.

The Ocean Health & Clean Water refers to aquatic ecosystems, which sustain the lives of billions of people, regulate climate, produces half our oxygen. Examples include desalination, smart irrigation and water flow control.

Smart Agriculture & Food Innovation: This relates to terrestrial ecosystems, which provide the basis for life through food supply, habitats for organisms and biodiversity. Examples include animal health, smart farming and forestry management.

Circular Economy & Eco-Design: This relates to the circular economy, which includes reducing, re-using and recycling materials to reduce waste and pollution. Examples include biodegradable plastics, textile recycling and waste management.

The financial product may be exposed to emerging markets up to 50% of its assets.

It may be exposed to Mainland China by investing up to 20% of its assets in China A shares via the Stock Connect.

The investment team applies also BNP PARIBAS ASSET MANAGEMENT's Responsible Investment Policy, which takes into account Environmental, Social and Governance (ESG) criteria such as but not limited to reduction of emissions of greenhouse gas, respect of human rights, respect of minority shareholders rights at each step of the investment process of the financial product.

An extra-financial strategy may comprise methodological limitations such as the ESG Investment Risk as defined by the asset manager.

The elements of the investment strategy to attain the sustainable investment objective of this financial product as described below are systematically integrated throughout the investment process.

● *What are the binding elements of the investment strategy used to select the investments to attain the sustainable investment objective?*

- The financial product shall comply with the RBC Policy by excluding companies involved in controversies due to poor practices related to human and labor rights, environment, and corruption, as well as companies operating in sensitive sectors (tobacco, coal, controversial weapons, asbestos,...), as these companies are deemed to be in violation of international norms, or to cause unacceptable harm to society and/or the environment;

More information on the RBC Policy, and in particular criteria relating to sectoral exclusions, can be found on the website of the investment manager: [Sustainability documents - BNPP AM Corporate English \(bnpparibas-am.com\)](https://www.bnpparibas-am.com/sustainability)

- The financial product shall invest in companies with at least 20% of revenue, profit or invested capital aligned with the financial product's thematic;
- At least 20% of the initial thematic universe is reduced in order to define the final thematic universe (based on SDG alignment and DNSH criteria);The financial product shall have at least 90% of its assets (excluding ancillary liquid assets) covered by the ESG analysis based on the proprietary ESG methodology;
- The financial product shall have at least 90% of its assets covered by the SDG alignment and DNSH analysis based on the proprietary sustainable investments methodology (excluding ancillary liquid assets);
- The financial product shall invest at least 85% of its portfolio in "sustainable investments" as defined in Article 2 (17) of the SFDR regulation. Criteria to qualify an investment as "sustainable investment" and the quantitative and qualitative thresholds are indicated in the main part of the Prospectus.
- The financial product's shall invest at least 5% of its assets in companies "EU Taxonomy Aligned".

● *What is the policy to assess good governance practices of the investee companies?*

The ESG scoring framework assesses corporate governance. through a core set of standard key performance indicators for all sectors supplemented by sector specific metrics.

The governance metrics and indicators to assess good governance practices such as sound management structures, employee relations, remuneration of staff and tax compliance, include but are not limited to:

- Separation of power (e.g. Split CEO/Chair),
- Board diversity,
- Executive pay (remuneration policy),
- Board Independence, and key committees independence
- Accountability of directors,
- Financial expertise of the Audit Committee,
- Respect of shareholders rights and absence of antitakeover devices
- The presence of appropriate policies (i.e. Bribery and corruption, whistleblower),
- Tax disclosure,
- An assessment of prior negative incidents relating to governance.

The ESG analysis goes beyond the framework to look at a more qualitative assessment of how the insights from our ESG model are reflected in the culture and operations of investee companies. In some cases, the ESG analysts will conduct due diligence meetings to better understand the company's approach to corporate governance.

Good governance practices include sound management structures, employee relations, remuneration of staff and tax compliance.



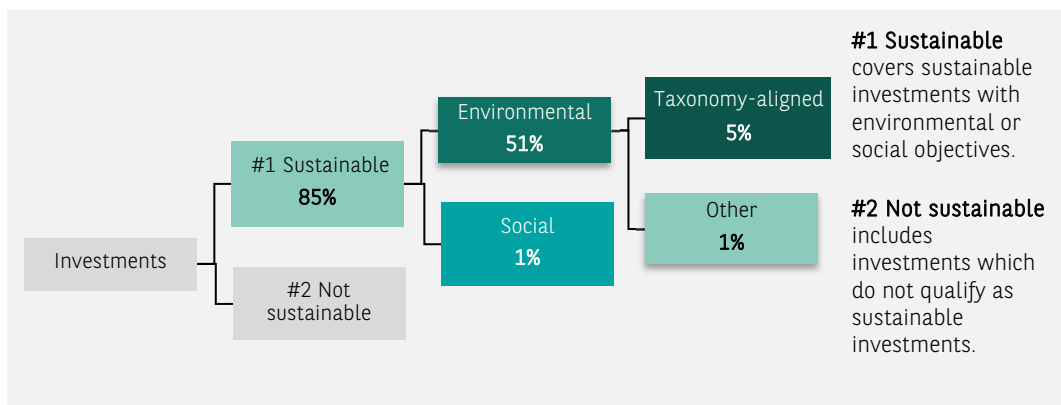
What is the asset allocation and the minimum share of sustainable investments?

The minimum proportion of the investments used to meet the sustainable investment objective in accordance with the binding elements of its investment strategy is 85%.

Asset allocation describes the share of investments in specific assets.

Taxonomy-aligned activities are expressed as a share of:

- **turnover** reflecting the share of revenue from green activities of investee companies
- **capital expenditure** (CapEx) showing the green investments made by investee companies, e.g. for a transition to a green economy.
- **operational expenditure** (OpEx) reflecting green operational activities of investee companies.



● *How does the use of derivatives attain the sustainable investment objective?*

Financial derivative instruments may be used for hedging and/or efficient portfolio management, if applicable. These instruments are not used to attain the sustainable investment objective of the product.



To what minimum extent are sustainable investments with an environmental objective aligned with the EU Taxonomy?

The extent to which sustainable investments with an environmental objective contribute to the environmental objectives set out in Article 9 of Regulation (EU) 2020/852; climate change mitigation, climate change adaptation, the sustainable use and protection of water and marine resources, the transition to a circular economy, pollution prevention and control and/or the protection and restoration of biodiversity and ecosystems and are aligned with the EU Taxonomy are disclosed in the two graphs below in the document.

The Management Company is improving its Taxonomy-alignment data collection to ensure the accuracy and suitability of its Taxonomy sustainability-related disclosures. Further subsequent prospectus and Taxonomy-alignment commitments updates will be made accordingly.

Economic activities that are not recognised by the Taxonomy Regulation are not necessarily environmentally harmful or unsustainable. In addition, all activities that can make a substantial contribution to environmental as well as social objectives are not yet part of the Taxonomy Regulation.

To comply with the EU Taxonomy, the criteria for **fossil gas** include limitations on emissions and switching to renewable power or low-carbon fuels by the end of 2035. For **nuclear energy**, the criteria include comprehensive safety and waste management rules.

Enabling activities directly enable other activities to make a substantial contribution to an environmental objective.

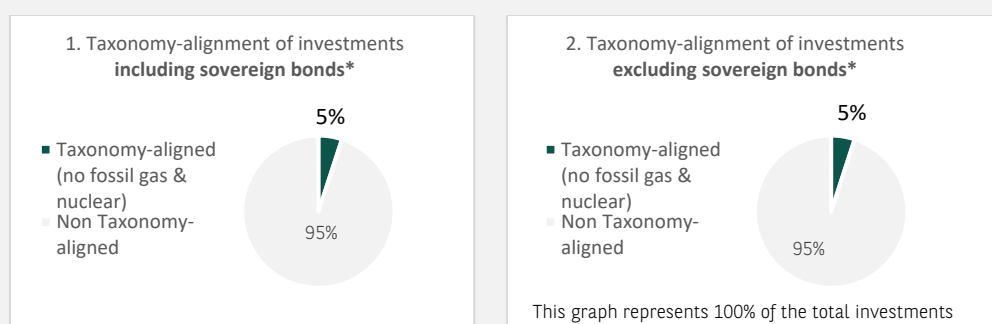
Transitional activities are activities for which low-carbon alternatives are not yet available and among others have greenhouse gas emission levels corresponding to the best performance.

are environmentally sustainable investments that **do not take into account the criteria** for environmentally sustainable economic activities under the EU Taxonomy.

● **Does the financial product invest in fossil gas and/or nuclear energy related activities that comply with the EU Taxonomy¹?**

- Yes:
 - In fossil gas
 - In nuclear energy
- No

The two graphs below show in green the minimum percentage of investments that are aligned with the EU Taxonomy. As there is no appropriate methodology to determine the taxonomy-alignment of sovereign bonds*, the first graph shows the Taxonomy alignment in relation to all the investments of the financial product including sovereign bonds, while the second graph shows the Taxonomy alignment only in relation to the investments of the financial product other than sovereign bonds.



*For the purpose of these graphs, 'sovereign bonds' consist of all sovereign exposures

● **What is the minimum share of investments in transitional and enabling activities?**

Not applicable.



What is the minimum share of sustainable investments with an environmental objective that are not aligned with the EU Taxonomy?

The minimum share of sustainable investments with an environmental objective that are not aligned with the EU Taxonomy is 1%.

The objective of the investment manager is not to prevent the product from investing in taxonomy-aligned activities within the framework of the investment strategy of the product.

The Management Company is improving its Taxonomy-alignment data collection to ensure the accuracy and suitability of its Taxonomy sustainability-related disclosures. In the meantime, the

¹ Fossil gas and/or nuclear related activities will only comply with the EU Taxonomy where they contribute to limiting climate change ("climate change mitigation") and do not significantly harm an EU Taxonomy objective –see explanatory note in the left hand margin. The full criteria for fossil gas and nuclear energy economic activities that comply with the EU Taxonomy are laid down in Commission Delegated Regulation (EU) 2022/1214.

financial product will invest in sustainable investments with an environmental objective that are not aligned with the EU Taxonomy.



What is the minimum share of sustainable investments with a social objective?

The minimum share of socially sustainable investments within the financial product is 1%.



What investments are included under “#2 Not sustainable”, what is their purpose and are there any minimum environmental or social safeguards?

The remaining proportion of the investments is made in instruments used for liquidity and/or hedging purposes, such as cash, deposits and derivatives.

The investment manager will ensure that those investments are made while maintaining the sustainable investment objective of the financial product. In addition, those investments are made in compliance with our internal processes, including the following minimum environmental or social safeguards:

- the risk management policy. The risk management policy comprises procedures as are necessary to enable the management company to assess for each financial product it manages the exposure of that product to market, liquidity, sustainability and counterparty risks. And
- the RBC policy, where applicable, through the exclusion of companies involved in controversies due to poor practices related to human and labour rights, environment, and corruption, as well as companies operating in sensitive sectors (tobacco, coal, controversial weapons, asbestos,...), as these companies are deemed to be in violation of international norms, or to cause unacceptable harm to society and/or the environment.



Is a specific index designated as a reference benchmark to meet the sustainable investment objective?

No reference benchmark has been designated for the purpose of attaining the sustainable investment objective of the financial product.

- *How does the reference benchmark take into account sustainability factors in a way that is continuously aligned with the sustainable investment objective?*

Not applicable

- *How is the alignment of the investment strategy with the methodology of the index ensured on a continuous basis?*

Not applicable

- *How does the designated index differ from a relevant broad market index?*

Not applicable

Reference benchmarks are indexes to measure whether the financial product attains the sustainable investment objective.

- *Where can the methodology used for the calculation of the designated index be found?*

Not applicable



Where can I find more product specific information online?

More product-specific information can be found on the website: www.bnpparibas-am.com after choosing the relevant country and directly in the section "Sustainability-related disclosures" dedicated to the product.

Template pre-contractual disclosure for the financial products referred to in Article 8, paragraphs 1, 2 and 2a, of Regulation (EU) 2019/2088 and Article 6, first paragraph, of Regulation (EU) 2020/852

Product name : **BNP PARIBAS FUNDS GLOBAL CONVERTIBLE**

Legal Entity Identifier : 2138001TD2MSZQT66F42

Sustainable investment means an investment in an economic activity that contributes to an environmental or social objective, provided that the investment does not significantly harm any environmental or social objective and that the investee companies follow good governance practices.

The **EU Taxonomy** is a classification system laid down in Regulation (EU) 2020/852, establishing a list of **environmentally sustainable economic activities**. That Regulation does not lay down a list of socially sustainable economic activities. Sustainable investments with an environmental objective might be aligned with the Taxonomy or not.

Environmental and/or social characteristics

Does this financial product have a sustainable investment objective?	
<input checked="" type="radio"/> <input type="radio"/> Yes	<input checked="" type="radio"/> <input type="radio"/> No
<input type="checkbox"/> It will make a minimum of sustainable investments with an environmental objective: ____%	<input checked="" type="checkbox"/> It promotes Environmental/Social (E/S) characteristics and while it does not have as its objective a sustainable investment, it will have a minimum proportion of 15% of sustainable investments
<input type="checkbox"/> in economic activities that qualify as environmentally sustainable under the EU Taxonomy	<input type="checkbox"/> with an environmental objective in economic activities that qualify as environmentally sustainable under the EU Taxonomy
<input type="checkbox"/> in economic activities that do not qualify as environmentally sustainable under the EU Taxonomy	<input checked="" type="checkbox"/> with an environmental objective in economic activities that do not qualify as environmentally sustainable under the EU Taxonomy
<input type="checkbox"/> It will make a minimum of sustainable investments with a social objective: ____%	<input checked="" type="checkbox"/> with a social objective
	<input type="checkbox"/> It promotes E/S characteristics, but will not make any sustainable investments



What environmental and/or social characteristics are promoted by this financial product?

The financial product promotes environmental and social characteristics by assessing underlying investments against Environmental, Social, and Governance (ESG) criteria using an ESG internal proprietary methodology, and by investing in issuers that demonstrate good environmental and social practices, while implementing robust corporate governance practices within their sector of activity.

The ESG performance of an issuer is evaluated against a combination of environmental, social and governance factors which include but are not limited to:

- Environmental: energy efficiency, reduction of emissions of greenhouse gases (GHG), treatment of waste

- Social: respect of human rights and workers' rights, human resources management (workers' health and safety, diversity)
- Governance: Board of Directors independence, managers' remuneration, respect of minority shareholders rights

The exclusion criteria are applied with regard to issuers that are in violation of international norms and convention, or operate in sensitive sectors as defined by the Responsible Business Conduct Policy (RBC Policy).

Furthermore, the investment manager promotes better environmental and social outcomes through engagement with issuers and the exercise of voting rights according to the Stewardship policy, where applicable.

No reference benchmark has been designated for the purpose of attaining the environmental or social characteristics promoted by the financial product.

Sustainability indicators measure how the environmental or social characteristics promoted by the financial product are attained.

● **What sustainability indicators are used to measure the attainment of each of the environmental or social characteristics promoted by this financial product?**

The following sustainability indicators are used to measure the attainment of the environmental and social characteristics promoted by the financial product:

- The percentage of the financial product's portfolio compliant with the RBC Policy
- The percentage of the financial product's portfolio covered by ESG analysis based on the ESG internal proprietary methodology
- The weighted average ESG score of the financial product's portfolio compared to the weighted average ESG score of its investment universe, as defined in the Prospectus
- The percentage of the financial product's portfolio invested in 'sustainable investments' as defined in Article 2 (17) of the SFDR regulation

● **What are the objectives of the sustainable investments that the financial product partially intends to make and how does the sustainable investment contribute to such objectives?**

The objectives of the sustainable investments made by the financial product are to finance companies that contribute to environmental and/or social objectives through their products and services, as well as their sustainable practices.

The internal methodology, as defined in the main part of the Prospectus, integrates several criteria into its definition of sustainable investments that are considered to be core components to qualify a company as sustainable. These criteria are complementary to each other. In practice, a company must meet at least one of the criteria described below in order to be considered as contributing to an environmental or social objective:

1. A company with an economic activity aligned with the EU Taxonomy objectives. A company can be qualified as sustainable investment in case it has more than 20% of its revenues aligned with the EU Taxonomy. A company qualifying as sustainable investment through this criteria can for example contribute to the following environmental objectives: sustainable forestry, environmental restoration, sustainable manufacturing, renewable energy, water supply, sewerage, waste management and remediation, sustainable transportation, sustainable buildings, sustainable information and technology, scientific research for sustainable development;
2. A company with an economic activity contributing to one or more United Nations Sustainable Development goals (UN SDG) targets. A company can be qualified as sustainable investment in case it has more than 20% of its revenues aligned with the SDGs and less than 20% of its revenues misaligned with the UN SDGs. A company qualifying as sustainable investment through this criteria can for example contribute to the following objectives:
 - a. Environmental: sustainable agriculture, sustainable management of water and sanitation, sustainable and modern energy, sustainable economic growth, sustainable infrastructure, sustainable cities, sustainable consumption and production patterns, fight against climate change, conservation and sustainable use of oceans, seas and marine resources, protection, restoration and sustainable use of

terrestrial ecosystems, sustainable management of forests, fight against desertification, land degradation and biodiversity loss;

b. Social: no poverty, zero hunger, food security, healthy lives and well-being at all ages, inclusive and equitable quality education and lifelong learning opportunities, gender equality, women and girls empowerment, availability of water and sanitation, access to affordable, reliable and modern energy, inclusive and sustainable economic growth, full and productive employment and decent work, resilient infrastructure, inclusive and sustainable industrialization, reduced inequality, inclusive, safe and resilient cities and human settlements, peaceful and inclusive societies, access to justice and effective, accountable and inclusive institutions, global partnership for sustainable development.

3. A company operating in a high GHG emission sector that is transitioning its business model to align with the objective of maintaining the global temperature rise below 1.5°C. A company qualifying as sustainable investment through this criteria can for example contribute to the following environmental objectives: GHG emissions reduction, fight against climate change;

4. A company with best-in-class environmental or social practices compared to its peers within the relevant sector and geographical region. The E or S best performer assessment is based on the BNPP AM ESG scoring methodology. The methodology scores companies and assesses them against a peer group comprising companies in comparable sectors and geographical regions. A company with a contribution score above 10 on the Environmental or Social pillar qualifies as best performer. A company qualifying as sustainable investment through this criteria can for example contribute to the following objectives:

a. Environmental: fight against climate change, environmental risk management, sustainable management of natural resources, waste management, water management, GHG emissions reduction, renewable energy, sustainable agriculture, green infrastructure;

b. Social: health and safety, human capital management, good external stakeholder management (supply chain, contractors, data), business ethics preparedness, good corporate governance.

Green bonds, social bonds and sustainability bonds issued to support specific environmental and/or social projects are also qualified as sustainable investments provided that these debt securities receive an investment recommendation 'POSITIVE' or 'NEUTRAL' from the Sustainability Center following the issuer and underlying project assessment based on a proprietary Green/Social/Sustainability Bond Assessment methodology.

Companies identified as a sustainable investment should not significantly harm any other environmental or social objectives (the Do No Significant Harm 'DNSH' principle) and should follow good governance practices. BNP Paribas Asset Management (BNPP AM) uses its proprietary methodology to assess all companies against these requirements.

More information on the internal methodology can be found on the website of the investment manager: <https://docfinder.bnpparibas-am.com/api/files/14787511-CB33-49FC-B9B5-7E934948BE63>

● **How do the sustainable investments that the financial product partially intends to make, not cause significant harm to any environmental or social sustainable investment objective?**

Sustainable investments that the product partially intends to make should not significantly harm any environmental or social objective (DNSH Principle). In this respect, the investment manager commits to consider principal adverse impacts on sustainability factors by taking into account indicators for adverse impacts as defined in SFDR, and to not invest in companies that do not meet their fundamental obligations in line with the OECD Guidelines and the UN Guiding Principles on Business and Human Rights.

How have the indicators for adverse impacts on sustainability factors been taken into account?

The investment manager ensures that throughout its investment process, the financial product takes into all the account principal all the adverse impact indicators that are relevant to its investment strategy to select the sustainable investments that the financial product partially intends to make by systematically implementing the sustainable investment pillars defined in

Principal adverse impacts are the most significant negative impacts of investment decisions on sustainability factors relating to environmental, social and employee matters, respect for human rights, anti-corruption and anti-bribery matters.



the BNP Paribas Asset Management Global Sustainability Strategy (GSS) into its investment process : RBC policy, ESG integration guidelines, Stewardship, the forward-looking vision the '3Es' (Energy transition, Environmental sustainability, Equality & Inclusive Growth).

The RBC policy establishes a common framework across investments and economic activities that help identify industries and behaviours presenting a high risk of adverse impacts in violation of international norms. As part of the RBC Policy, sector policies provide a tailored approach to identify and prioritize principal adverse impacts based on the nature of the economic activity, and in many cases, the geography in which these economic activities take place.

The ESG Integration Guidelines includes a series of commitments, which are material to consideration of principal adverse sustainability impacts, and guides the internal ESG integration process. The proprietary ESG scoring framework includes an assessment of a number of adverse sustainability impacts caused by companies in which we invest. Outcome of this assessment may impact the valuation models as well as the portfolio construction depending on the severity and materiality of adverse impacts identified.

Thus, the Investment Manager considers principal adverse sustainability impacts throughout the investment process through the use of the internal ESG scores and construction of the portfolio with an improved ESG profile compared to its investment universe.

The Forward-looking perspective defines a set of objectives and developed performance indicators to measure how the researches, portfolios and commitments are aligned on three issues, the '3Es' (Energy transition, Environmental sustainability, Equality & inclusive growth) and thus support investment processes.

Furthermore, the Stewardship team regularly identifies adverse impacts through ongoing research, collaboration with other long-term investors, and dialogue with NGOs and other experts.

As regards the sustainable investments that the financial product intends to make, the following principal adverse sustainability impacts are taken into account:

Corporate mandatory indicators:

1. GreenHouse Gas (GHG) Emissions
2. Carbon footprint
3. GHG intensity of investee companies
4. Exposure to companies active in the fossil fuel sector
5. Share of non-renewable energy consumption and production
6. Energy consumption intensity per high impact climate sector
7. Activities negatively affecting biodiversity sensitive areas
8. Emissions to water
9. Hazardous waste ratio
10. Violations of UN Global Compact principles and Organisation for Economic Cooperation and Development (OECD) Guidelines for Multinational Enterprises
11. Lack of processes and compliance mechanisms to monitor compliance with UN Global Compact principles and OECD Guidelines for Multinational Enterprises
12. Unadjusted gender pay gap
13. Board gender diversity
14. Exposure to controversial weapons (anti-personnel mines, cluster munitions, chemical weapons and biological weapons)

Corporate voluntary indicators:

Environment

4. Investments in companies without carbon emission reduction initiatives

Social

4. Lack of a supplier code of conduct
9. Lack of a human rights policy

Sovereign mandatory indicator:

15. GHG intensity
16. Investee countries subject to social violations

More detailed information on the manner in which principal adverse impacts on sustainability factors are considered can be found in the BNP PARIBAS ASSET MANAGEMENT SFDR disclosure statement:

<https://docfinder.bnpparibas-am.com/api/files/874ADAE2-3EE7-4AD4-B0ED-84FC06E090BF>

In addition, information on how the principal adverse impacts on sustainability factors have been considered over the year will be available in the annual report of the financial product.

How are the sustainable investments aligned with the OECD Guidelines for Multinational Enterprises and the UN Guiding Principles on Business and Human Rights?

The investment universe of the financial product is periodically screened with a view to identify issuers that are potentially in violation or at risk of violation of the UN Global Compact Principles, OECD Guidelines for Multinational Enterprises and UN Guiding Principles on Business & Human Rights, including the principles and rights set out in the eight fundamental conventions identified in the Declaration of the International Labour Organisation on Fundamental Principles and Rights at Work and the International Bill of Human Rights. This assessment is conducted within the BNPP AM Sustainability Centre on the basis of internal analysis and information provided by external experts, and in consultation with BNP Paribas Group CSR Team. If an issuer is found to be in serious and repeated violations of any of the principles, it will be placed on an 'exclusion list' and will not be available for investment. Existing investments should be divested from the portfolio according to an internal procedure. If an issuer is at risk of violating any of the principles, it is placed on a 'watch list' monitored, as appropriate.

The EU Taxonomy sets out a 'do not significant harm' principle by which Taxonomy-aligned investments should not significantly harm EU Taxonomy objectives and is accompanied by specific EU criteria.

The 'do no significant harm' principle applies only to those investments underlying the financial product that take into account the EU criteria for environmentally sustainable economic activities. The investments underlying the remaining portion of this financial product do not take into account the EU criteria for environmentally sustainable economic activities.

Any other sustainable investments must also not significantly harm any environmental or social objectives.



Does this financial product consider principal adverse impacts on sustainability factors?

Yes

The product considers principal adverse impacts on sustainability factors by systematically implementing the sustainable investment pillars defined in the GSS into its investment process. These pillars are covered by firm-wide policies that set criteria to identify, consider and prioritise as well as address or mitigate adverse sustainability impacts caused by issuers.

The RBC policy establishes a common framework across investments and economic activities that help identify industries and behaviours presenting a high risk of adverse impacts in violation of international norms. As part of the RBC Policy, sector policies provide a tailored approach to identify and prioritize principal adverse impacts based on the nature of the economic activity, and in many cases, the geography in which these economic activities take place.

The ESG Integration Guidelines includes a series of commitments, which are material to consideration of principal adverse sustainability impacts, and guides the internal ESG integration process. The proprietary ESG scoring framework includes an assessment of a number of adverse sustainability impacts caused by companies in which we invest. Outcome of this assessment may impact the valuation models as well as the portfolio construction depending on the severity and materiality of adverse impacts identified.

Thus, the Investment Manager considers principal adverse sustainability impacts throughout the investment process through the use of the internal ESG scores and construction of the portfolio with an improved ESG profile compared to its investment universe.

The Forward-looking perspective defines a set of objectives and developed performance indicators to measure how the researches, portfolios and commitments are aligned on three issues, the '3Es' (Energy transition, Environmental sustainability, Equality & inclusive growth) and thus support investment processes.

Furthermore, the Stewardship team regularly identifies adverse impacts through ongoing research, collaboration with other long-term investors, and dialogue with NGOs and other experts.

Actions to address or mitigate principal adverse sustainability impacts depend on the severity and materiality of these impacts. These actions are guided by the RBC Policy, ESG Integration Guidelines, and Engagement and Voting Policy which include the following provisions :

- Exclusion of issuers that are in violation of international norms and conventions and issuers that are involved in activities presenting an unacceptable risk to society and/or the environment
- Engagement with issuers with the aim of encouraging them to improve their environmental, social and governance practices and, thus, mitigate potential adverse impacts
- In case of equity holdings, voting at Annual General Meetings of companies the portfolio is invested in to promote good governance and advance environmental and social issues
- Ensuring all securities included in the portfolio have supportive ESG research
- Managing portfolios so that their aggregate ESG score is better than the relevant benchmark or universe

Based on the above approach, and depending on the composition of the financial product's portfolio (i.e. the type of issuer), the financial product considers and addresses or mitigates the following principal adverse sustainability impacts:

Corporate mandatory indicators:

1. GreenHouse Gas (GHG) Emissions
2. Carbon footprint
3. GHG intensity of investee companies
4. Exposure to companies active in the fossil fuel sector
5. Share of non-renewable energy consumption and production
6. Energy consumption intensity per high impact climate sector



7. Activities negatively affecting biodiversity sensitive areas
8. Emissions to water
9. Hazardous waste ratio
10. Violations of UN Global Compact principles and Organisation for Economic Cooperation and Development (OECD) Guidelines for Multinational Enterprises
11. Lack of processes and compliance mechanisms to monitor compliance with UN Global Compact principles and OECD Guidelines for Multinational Enterprises
12. Unadjusted gender pay gap
13. Board gender diversity
14. Exposure to controversial weapons (anti-personnel mines, cluster munitions, chemical weapons and biological weapons)

Corporate voluntary indicators:

Environment

4. Investments in companies without carbon emission reduction initiatives

Social

4. Lack of a supplier code of conduct
9. Lack of a human rights policy

Sovereign mandatory indicator:

15. GHG intensity
16. Investee countries subject to social violations

More detailed information on the manner in which principal adverse impacts on sustainability factors are considered can be found in the BNP PARIBAS ASSET MANAGEMENT SFDR disclosure statement: <https://docfinder.bnpparibas-am.com/api/files/874ADAE2-3EE7-4AD4-BOED-84FC06E090BF>
In addition, information on how the principal adverse impacts on sustainability factors have been considered over the year will be available in the annual report of the financial product.

No



What investment strategy does this financial product follow?

The investment strategy guides investment decisions based on factors such as investment objectives and risk tolerance.

To achieve the investment objective of the financial product, the investment manager takes into account at each step of its investment process the Environmental, Social and Governance (ESG) criteria that the financial product promotes.

The investment universe of the financial product is thoroughly screened with a view to identify issuers that are in violation of the UN Global Compact Principles, OECD Guidelines for Multinational Enterprises and UN Guiding Principles on Business & Human Rights.

Then the Investment Manager integrates ESG ratings and criteria into the assessment of issuers. ESG ratings are built by BNP Paribas Asset Management's Sustainability Centre using a proprietary ESG methodology.

The investment manager constantly integrates the binding elements of the investment strategy described in the question below to construct an investment portfolio with an improved ESG profile compared to its investment universe.

Environmental, social and governance (ESG) criteria contribute to, but are not a determining factor in, the manager's decision-making.

The elements of the investment strategy to attain the environmental or social characteristics promoted by this financial product as described below are systematically integrated throughout the investment process.

- **What are the binding elements of the investment strategy used to select the investments to attain each of the environmental or social characteristics promoted by this financial product?**

- The financial product shall comply with the RBC Policy by excluding companies involved in controversies due to poor practices related to human and labor rights, environment, and corruption, as well as

companies operating in sensitive sectors (tobacco, coal, controversial weapons, asbestos,...), as these companies are deemed to be in violation of international norms, or to cause unacceptable harm to society and/or the environment.

More information on the RBC Policy, and in particular criteria relating to sectoral exclusions, can be found on the website of the investment manager: Sustainability documents - BNPP AM Corporate English (<https://www.bnpparibas-am.com/sustainability-documents/>)

- The financial product shall have the weighted average ESG score of its portfolio higher than the weighted average ESG score of its investment universe, as defined in the Prospectus
- The financial product shall have at least 90% of its assets (excluding ancillary liquid assets) covered by the ESG analysis based on the ESG internal proprietary methodology
- The financial product shall invest at least 15% of its assets in 'sustainable investments' as defined in Article 2 (17) of the SFDR regulation. Criteria to qualify an investment as 'sustainable investment' are indicated in the above question 'What are the objectives of the sustainable investments that the financial product partially intends to make and does the sustainable investments contribute to such objectives' and the quantitative and qualitative thresholds are mentioned in the main part of the Prospectus

● **What is the committed minimum rate to reduce the scope of the investments considered prior to the application of that investment strategy?**

The financial product does not commit to a reduction of the scope of investments prior to the application of its investment strategy.

● **What is the policy to assess good governance practices of the investee companies?**

The ESG scoring framework assesses corporate governance through a core set of standard key performance indicators for all sectors supplemented by sector specific metrics. The governance metrics and indicators to assess good governance practices such as sound management structures, employee relations, remuneration of staff and tax compliance include but are not limited to:

- Separation of power (e.g. Split CEO/Chair)
- Board diversity
- Executive pay (remuneration policy)
- Board Independence, and key committees independence
- Accountability of directors
- Financial expertise of the Audit Committee
- Respect of shareholders rights and absence of antitakeover devices
- The presence of appropriate policies (i.e. Bribery and corruption, whistleblower)
- Tax disclosure
- An assessment of prior negative incidents relating to governance

The ESG analysis goes beyond the framework to look at a more qualitative assessment of how the insights from our ESG model are reflected in the culture and operations of investee companies. In some cases, the ESG analysts will conduct due diligence meetings to better understand the company's approach to corporate governance.

Good governance practices include sound management structures, employee relations, remuneration of staff and tax compliance.



What is the asset allocation planned for this financial product?

Asset allocation describes the share of investments in specific assets.

At least 70% of the investments of the financial product will be used to meet the environmental or social characteristics promoted, in accordance with the binding elements of the investment strategy of the financial product.

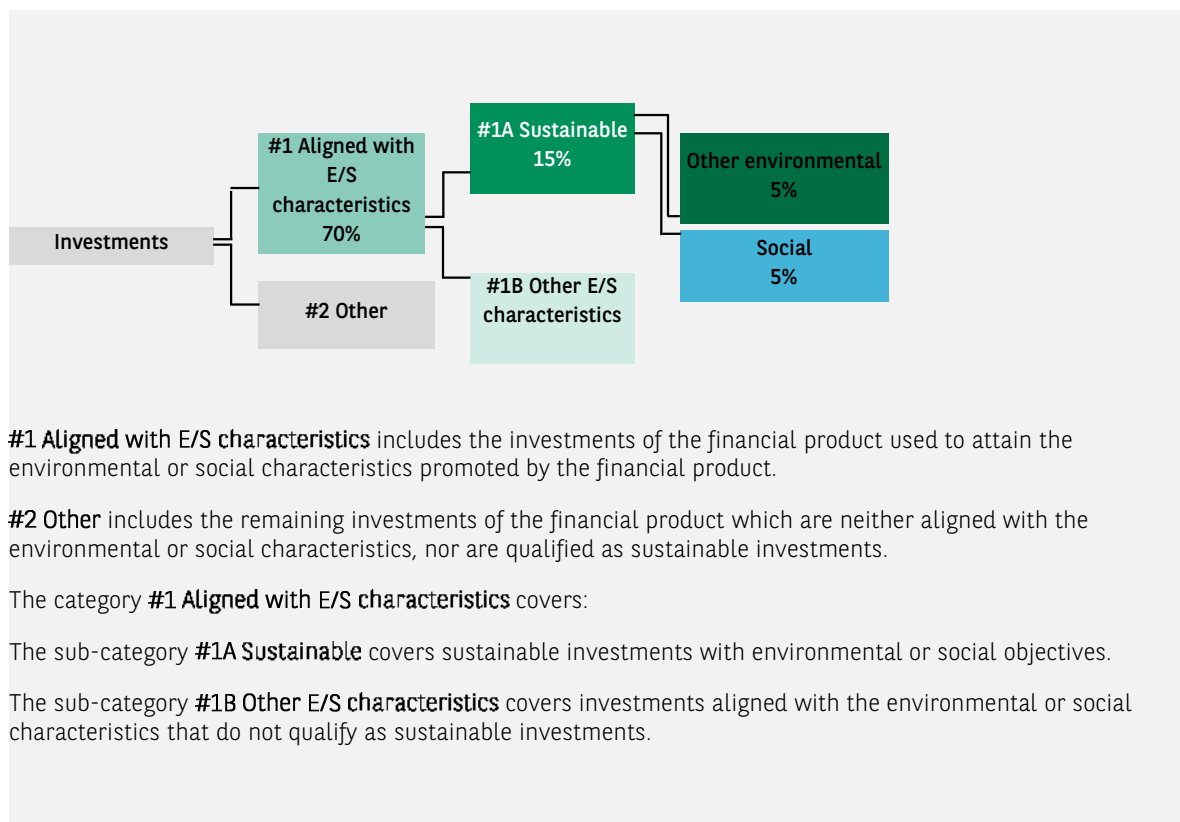
Taxonomy-aligned activities are expressed as a share of:

For the avoidance of doubt, such a proportion is solely a minimum and the exact percentage of the investments of the financial product that attained the promoted environmental or social characteristics will be available in the annual report.

The minimum proportion of sustainable investments of the financial product is 15%.


The remaining proportion of the investments is mainly used as described under the question: "What investments are included under "#2 Other", what is their purpose and are there any minimum environmental or social safeguards?"

- **turnover** reflecting the share of revenue from green activities of investee companies.
 - **capital expenditure** (CapEx) showing the green investments made by investee companies, e.g. for a transition to a green economy.
 - **operational expenditure** (OpEx) reflecting green operational activities of investee companies.



● **How does the use of derivatives attain the environmental or social characteristics promoted by the financial product?**

Financial derivative instruments may be used for efficient portfolio management, hedging and/or investment purposes, if applicable. These instruments are not used to attain the environmental or social characteristics promoted by the product.

 **To what minimum extent are sustainable investments with an environmental objective aligned with the EU Taxonomy?**

Not applicable

● **Does the financial product invest in fossil gas and/or nuclear energy related activities that comply with the EU Taxonomy¹?**

Yes

In fossil gas In Nuclear Energy

No

¹ -Fossil gas and/or nuclear related activities will only comply with the EU Taxonomy where they contribute to limiting climate change ("climate change mitigation") and do not significantly harm any EU Taxonomy objective - see explanatory note in the left hand margin. The full criteria for fossil gas and nuclear energy economic activities that comply with the EU Taxonomy are laid down in Commission Delegated Regulation (EU) 2022/1214.

To comply with the EU Taxonomy, the criteria for **fossil gas** include limitations on emissions and switching to renewable power or low-carbon fuels by the end of 2035. For **nuclear energy**, the criteria include comprehensive safety and waste management rules.

Enabling activities directly enable other activities to make a substantial contribution to an environmental objective. **Transitional activities** are activities for which low-carbon alternatives are not yet available and among others have greenhouse gas emission levels corresponding to the best performance.

The two graphs below show in green the minimum percentage of investments that are aligned with the EU Taxonomy. As there is no appropriate methodology to determine the Taxonomy-alignment of sovereign bonds*, the first graph shows the Taxonomy-alignment in relation to all the investments of the financial product including sovereign bonds, while the second graph shows the Taxonomy-alignment only in relation to the investments of the financial product other than sovereign bonds.



* For the purpose of these graphs, 'sovereign bonds' consist of all sovereign exposures

● **What is the minimum share of investments in transitional and enabling activities?**

Not applicable

are sustainable investments with an environmental objective that **do not take into account the criteria** for environmentally sustainable economic activities under the EU Taxonomy.

● **What is the minimum share of sustainable investments with an environmental objective that are not aligned with the EU Taxonomy?**

The minimum share of sustainable investments with an environmental objective that are not aligned with the EU Taxonomy is 5%.

The minimum share is intentionally low as the objective of the investment manager is not to prevent the product from investing in taxonomy-aligned activities within the framework of the investment strategy of the product.

The Management Company is improving its Taxonomy-alignment data collection to ensure the accuracy and suitability of its Taxonomy sustainability-related disclosures. In the meantime, the financial product will invest in sustainable investments with an environmental objective that are not aligned with the EU Taxonomy.

● **What is the minimum share of socially sustainable investments?**

The minimum share of socially sustainable investments within the financial product is 5%.

● **What investments are included under '#2 Other', what is their purpose and are there any minimum environmental or social safeguards?**

The remaining proportion of the investments may include :

- The proportion of assets that are not used to meet the environmental or social characteristics promoted by the financial product. These assets are used for investment purposes, or
- Instruments which are mainly used for liquidity, efficient portfolio management, and/or hedging purposes, notably cash, deposits and derivatives

In any case, the investment manager will ensure that those investments are made while maintaining the

improvement of the ESG profile of the financial product. In addition, those investments are made in compliance with our internal processes, including the following minimum environmental or social safeguards:

- The risk management policy. The risk management policy comprises procedures as are necessary to enable the management company to assess for each financial product it manages the exposure of that product to market, liquidity, sustainability and counterparty risks. And

- The RBC policy, where applicable, through the exclusion of companies involved in controversies due to poor practices related to human and labour rights, environment, and corruption, as well as companies operating in sensitive sectors (tobacco, coal, controversial weapons, asbestos,...), as these companies are deemed to be in violation of international norms, or to cause unacceptable harm to society and/or the environment



Is a specific index designated as a reference benchmark to determine whether this financial product is aligned with the environmental and/or social characteristics that it promotes?

Reference benchmarks are indexes to measure whether the financial product attains the environmental or social characteristics that they promote.

No reference benchmark has been designated for the purpose of attaining the environmental or social characteristics promoted by the financial product.

- **How is the reference benchmark continuously aligned with each of the environmental or social characteristics promoted by the financial product?**

Not applicable

- **How is the alignment of the investment strategy with the methodology of the index ensured on a continuous basis?**

Not applicable

- **How does the designated index differ from a relevant broad market index?**

Not applicable

- **Where can the methodology used for the calculation of the designated index be found?**

Not applicable



Where can I find more product specific information online?

More product-specific information can be found on the website: <https://www.bnpparibas-am.com/> after choosing the relevant country and directly in the section 'Sustainability-related disclosures' dedicated to the product.

Template pre-contractual disclosure for the financial products referred to in Article 8, paragraphs 1, 2 and 2a, of Regulation (EU) 2019/2088 and Article 6, first paragraph, of Regulation (EU) 2020/852

Sustainable investment means an investment in an economic activity that contributes to an environmental or social objective, provided that the investment does not significantly harm any environmental or social objective and that the investee companies follow good governance practices.

The **EU Taxonomy** is a classification system laid down in Regulation (EU) 2020/852, establishing a list of **environmentally sustainable economic activities**. That Regulation does not lay down a list of socially sustainable economic activities. Sustainable investments with an environmental objective might be aligned with the Taxonomy or not.

Product name : **BNP PARIBAS FUNDS GLOBAL ENHANCED BOND 36M**

Legal Entity Identifier : 213800DVKBMCKTL76304

Environmental and/or social characteristics

Does this financial product have a sustainable investment objective?	
<input checked="" type="radio"/> <input type="radio"/> Yes	<input checked="" type="radio"/> <input type="radio"/> No
<input type="checkbox"/> It will make a minimum of sustainable investments with an environmental objective: ____% <input type="checkbox"/> in economic activities that qualify as environmentally sustainable under the EU Taxonomy <input type="checkbox"/> in economic activities that do not qualify as environmentally sustainable under the EU Taxonomy <input type="checkbox"/> It will make a minimum of sustainable investments with a social objective: ____%	<input checked="" type="checkbox"/> It promotes Environmental/Social (E/S) characteristics and while it does not have as its objective a sustainable investment, it will have a minimum proportion of 20% of sustainable investments <input type="checkbox"/> with an environmental objective in economic activities that qualify as environmentally sustainable under the EU Taxonomy <input checked="" type="checkbox"/> with an environmental objective in economic activities that do not qualify as environmentally sustainable under the EU Taxonomy <input checked="" type="checkbox"/> with a social objective <input type="checkbox"/> It promotes E/S characteristics, but will not make any sustainable investments



What environmental and/or social characteristics are promoted by this financial product?

The financial product promotes environmental and social characteristics by assessing underlying investments against Environmental, Social, and Governance (ESG) criteria using an ESG internal proprietary methodology, and by investing in issuers that demonstrate good environmental, social and governance practices.

Corporate issuers

The investment strategy selects:

Corporate issuers with good or improving ESG practices within their sector of activity. The ESG performance of an issuer is evaluated against a combination of environmental, social and governance factors which include but are

not limited to:

- Environmental: energy efficiency, reduction of emissions of greenhouse gases (GHG), treatment of waste
- Social: respect of human rights and workers' rights, human resources management (workers' health and safety, diversity)
- Governance: Board of Directors independence, managers' remuneration, respect of minority shareholders rights

The exclusion criteria are applied with regard to issuers that are in violation of international norms and convention, or operate in sensitive sectors as defined by the Responsible Business Conduct Policy (RBC Policy).

Sovereign issuers

The investment strategy selects sovereign issuers based on their performance across the environmental, social and governance pillars. The ESG performance of each country is assessed using an internal Sovereign ESG methodology that focuses on measuring governments' efforts to produce and preserve assets, goods, and services with high ESG values, according to their level of economic development. This involves evaluation of a country against a combination of environmental, social and governance factors, which include but not limited to:

- Environmental: climate mitigation, biodiversity, energy efficiency, land resources, pollution
- Social: life conditions, economic inequality, education, employment, health infrastructure, human capital
- Governance: business rights, corruption, democratic life, political stability, security

BNP Paribas Asset Management's Global Sustainability Strategy places a strong emphasis on combatting climate change. Therefore, given the importance of sovereigns in addressing climate change, the internal Sovereign ESG methodology includes an additional scoring component that captures the country's contribution to progress towards the net-zero goals set out in the Paris Agreement. This additional scoring component reflects countries' commitment to future targets balanced by their current policies and their forward-looking physical climate risk exposure. It combines temperature alignment methodology for determining national contributions to climate change with an assessment of the laws and policies countries have in place for addressing climate change.

The investment manager also applies the BNP Paribas Group's sensitive countries framework, which includes restrictive measures on certain countries and/or activities that are considered as being particularly exposed to money laundering and terrorism financing related risks.

Furthermore, the investment manager promotes better environmental and social outcomes through engagement with issuers and the exercise of voting rights according to the Stewardship policy, where applicable.

No reference benchmark has been designated for the purpose of attaining the environmental or social characteristics promoted by the financial product.

Sustainability indicators measure how the environmental or social characteristics promoted by the financial product are attained.

● **What sustainability indicators are used to measure the attainment of each of the environmental or social characteristics promoted by this financial product?**

The following sustainability indicators are used to measure the attainment of the environmental and social characteristics promoted by the financial product:

- The percentage of the portfolio compliant with the RBC Policy
- The percentage of the portfolio covered by ESG analysis based on the ESG internal proprietary methodology
- The weighted average ESG score of the portfolio compared to the weighted average ESG score of its investment universe, as defined in the Prospectus
- The percentage of the financial product's portfolio invested in 'sustainable investments' as defined in Article 2 (17) of the SFDR regulation

● **What are the objectives of the sustainable investments that the financial product partially intends to make and how does the sustainable investment contribute to**

The objectives of the sustainable investments made by the financial product are to finance companies that contribute to environmental and/or social objectives through their products and services, as well as their sustainable practices.

The internal methodology, as defined in the main part of the Prospectus, integrates several criteria into its definition of sustainable investments that are considered to be core components to qualify a company as sustainable. These criteria are complementary to each other. In practice, a company must meet at least one of the criteria described below in order to be considered as contributing to an environmental or social objective:

1. A company with an economic activity aligned with the EU Taxonomy objectives. A company can be qualified as sustainable investment in case it has more than 20% of its revenues aligned with the EU Taxonomy. A company qualifying as sustainable investment through this criteria can for example contribute to the following environmental objectives: sustainable forestry, environmental restoration, sustainable manufacturing, renewable energy, water supply, sewerage, waste management and remediation, sustainable transportation, sustainable buildings, sustainable information and technology, scientific research for sustainable development;

2. A company with an economic activity contributing to one or more United Nations Sustainable Development goals (UN SDG) targets. A company can be qualified as sustainable investment in case it has more than 20% of its revenues aligned with the SDGs and less than 20% of its revenues misaligned with the UN SDGs. A company qualifying as sustainable investment through this criteria can for example contribute to the following objectives:

a. Environmental: sustainable agriculture, sustainable management of water and sanitation, sustainable and modern energy, sustainable economic growth, sustainable infrastructure, sustainable cities, sustainable consumption and production patterns, fight against climate change, conservation and sustainable use of oceans, seas and marine resources, protection, restoration and sustainable use of terrestrial ecosystems, sustainable management of forests, fight against desertification, land degradation and biodiversity loss;

b. Social: no poverty, zero hunger, food security, healthy lives and well-being at all ages, inclusive and equitable quality education and lifelong learning opportunities, gender equality, women and girls empowerment, availability of water and sanitation, access to affordable, reliable and modern energy, inclusive and sustainable economic growth, full and productive employment and decent work, resilient infrastructure, inclusive and sustainable industrialization, reduced inequality, inclusive, safe and resilient cities and human settlements, peaceful and inclusive societies, access to justice and effective, accountable and inclusive institutions, global partnership for sustainable development.

3. A company operating in a high GHG emission sector that is transitioning its business model to align with the objective of maintaining the global temperature rise below 1.5°C. A company qualifying as sustainable investment through this criteria can for example contribute to the following environmental objectives: GHG emissions reduction, fight against climate change;

4. A company with best-in-class environmental or social practices compared to its peers within the relevant sector and geographical region. The E or S best performer assessment is based on the BNPP AM ESG scoring methodology. The methodology scores companies and assesses them against a peer group comprising companies in comparable sectors and geographical regions. A company with a contribution score above 10 on the Environmental or Social pillar qualifies as best performer. A company qualifying as sustainable investment through this criteria can for example contribute to the following objectives:

a. Environmental: fight against climate change, environmental risk management, sustainable management of natural resources, waste management, water management, GHG emissions reduction, renewable energy, sustainable agriculture, green infrastructure;

b. Social: health and safety, human capital management, good external stakeholder management (supply chain, contractors, data), business ethics preparedness, good corporate governance.

Green bonds, social bonds and sustainability bonds issued to support specific environmental and/or social projects are also qualified as sustainable investments provided that these debt securities receive an investment recommendation 'POSITIVE' or 'NEUTRAL' from the Sustainability Center following the issuer and underlying project assessment based on a proprietary Green/Social/Sustainability Bond Assessment methodology.

Companies identified as a sustainable investment should not significantly harm any other environmental or social objectives (the Do No Significant Harm 'DNSH' principle) and should follow good governance practices. BNP Paribas Asset Management (BNPP AM) uses its proprietary methodology to assess all companies against these requirements.

More information on the internal methodology can be found on the website of the investment manager: <https://docfinder.bnpparibas-am.com/api/files/14787511-CB33-49FC-B9B5-7E934948BE63>

Principal adverse impacts are the most significant negative impacts of investment decisions on sustainability factors relating to environmental, social and employee matters, respect for human rights, anti-corruption and anti-bribery matters.

● **How do the sustainable investments that the financial product partially intends to make, not cause significant harm to any environmental or social sustainable investment objective?**

Sustainable investments that the product partially intends to make should not significantly harm any environmental or social objective (DNSH Principle). In this respect, the investment manager commits to consider principal adverse impacts on sustainability factors by taking into account indicators for adverse impacts as defined in SFDR, and to not invest in companies that do not meet their fundamental obligations in line with the OECD Guidelines and the UN Guiding Principles on Business and Human Rights.

How have the indicators for adverse impacts on sustainability factors been taken into account?

The investment manager ensures that throughout its investment process, the financial product takes into all the account principal all the adverse impact indicators that are relevant to its investment strategy to select the sustainable investments that the financial product partially intends to make by systematically implementing the sustainable investment pillars defined in the BNP Paribas Asset Management Global Sustainability Strategy (GSS) into its investment process : RBC policy, ESG integration guidelines, Stewardship, the forward-looking vision the '3Es' (Energy transition, Environmental sustainability, Equality & Inclusive Growth).

The RBC policy establishes a common framework across investments and economic activities that help identify industries and behaviours presenting a high risk of adverse impacts in violation of international norms. As part of the RBC Policy, sector policies provide a tailored approach to identify and prioritize principal adverse impacts based on the nature of the economic activity, and in many cases, the geography in which these economic activities take place.

The ESG Integration Guidelines includes a series of commitments, which are material to consideration of principal adverse sustainability impacts, and guides the internal ESG integration process. The proprietary ESG scoring framework includes an assessment of a number of adverse sustainability impacts caused by companies in which we invest. Outcome of this assessment may impact the valuation models as well as the portfolio construction depending on the severity and materiality of adverse impacts identified.

Thus, the Investment Manager considers principal adverse sustainability impacts throughout the investment process through the use of the internal ESG scores and construction of the portfolio with an improved ESG profile compared to its investment universe.

The Forward-looking perspective defines a set of objectives and developed performance indicators to measure how the researches, portfolios and commitments are aligned on three issues, the '3Es' (Energy transition, Environmental sustainability, Equality & inclusive growth) and thus support investment processes.

Furthermore, the Stewardship team regularly identifies adverse impacts through ongoing research, collaboration with other long-term investors, and dialogue with NGOs and other experts.

As regards the sustainable investments that the financial product intends to make, the following principal adverse sustainability impacts are taken into account:

Corporate mandatory indicators:

1. GreenHouse Gas (GHG) Emissions

2. Carbon footprint
3. GHG intensity of investee companies
4. Exposure to companies active in the fossil fuel sector
5. Share of non-renewable energy consumption and production
6. Energy consumption intensity per high impact climate sector
7. Activities negatively affecting biodiversity sensitive areas
8. Emissions to water
9. Hazardous waste ratio
10. Violations of UN Global Compact principles and Organisation for Economic Cooperation and Development (OECD) Guidelines for Multinational Enterprises
11. Lack of processes and compliance mechanisms to monitor compliance with UN Global Compact principles and OECD Guidelines for Multinational Enterprises
12. Unadjusted gender pay gap
13. Board gender diversity
14. Exposure to controversial weapons (anti-personnel mines, cluster munitions, chemical weapons and biological weapons)

Corporate voluntary indicators:

Environment

4. Investments in companies without carbon emission reduction initiatives

Social

4. Lack of a supplier code of conduct
9. Lack of a human rights policy

Sovereign mandatory indicator:

15. GHG intensity
16. Investee countries subject to social violations

More detailed information on the manner in which principal adverse impacts on sustainability factors are considered can be found in the BNP PARIBAS ASSET MANAGEMENT SFDR disclosure statement:

<https://docfinder.bnpparibas-am.com/api/files/874ADAE2-3EE7-4AD4-B0ED-84FC06E090BF>

In addition, information on how the principal adverse impacts on sustainability factors have been considered over the year will be available in the annual report of the financial product.

How are the sustainable investments aligned with the OECD Guidelines for Multinational Enterprises and the UN Guiding Principles on Business and Human Rights?

The investment universe of the financial product is periodically screened with a view to identify issuers that are potentially in violation or at risk of violation of the UN Global Compact Principles, OECD Guidelines for Multinational Enterprises and UN Guiding Principles on Business & Human Rights, including the principles and rights set out in the eight fundamental conventions identified in the Declaration of the International Labour Organisation on Fundamental Principles and Rights at Work and the International Bill of Human Rights. This assessment is conducted within the BNPP AM Sustainability Centre on the basis of internal analysis and information provided by external experts, and in consultation with BNP Paribas Group CSR Team. If an issuer is found to be in serious and repeated violations of any of the principles, it will be placed on an 'exclusion list' and will not be available for investment. Existing investments should be divested from the portfolio according to an internal procedure. If an issuer is at risk of violating any of the principles, it is placed on a 'watch list' monitored, as appropriate.

The EU Taxonomy sets out a 'do not significant harm' principle by which Taxonomy-aligned investments should not significantly harm EU Taxonomy objectives and is accompanied by specific EU criteria.

The 'do no significant harm' principle applies only to those investments underlying the financial product that take into account the EU criteria for environmentally sustainable economic activities. The investments underlying the remaining portion of this financial product do not take into account the EU criteria for environmentally sustainable economic activities.

Any other sustainable investments must also not significantly harm any environmental or social objectives.





Does this financial product consider principal adverse impacts on sustainability factors?

Yes

The product considers principal adverse impacts on sustainability factors by systematically implementing the sustainable investment pillars defined in the GSS into its investment process. These pillars are covered by firm-wide policies that set criteria to identify, consider and prioritise as well as address or mitigate adverse sustainability impacts caused by issuers.

The RBC policy establishes a common framework across investments and economic activities that help identify industries and behaviours presenting a high risk of adverse impacts in violation of international norms. As part of the RBC Policy, sector policies provide a tailored approach to identify and prioritize principal adverse impacts based on the nature of the economic activity, and in many cases, the geography in which these economic activities take place.

The ESG Integration Guidelines includes a series of commitments, which are material to consideration of principal adverse sustainability impacts, and guides the internal ESG integration process. The proprietary ESG scoring framework includes an assessment of a number of adverse sustainability impacts caused by companies in which we invest. Outcome of this assessment may impact the valuation models as well as the portfolio construction depending on the severity and materiality of adverse impacts identified.

Thus, the Investment Manager considers principal adverse sustainability impacts throughout the investment process through the use of the internal ESG scores and construction of the portfolio with an improved ESG profile compared to its investment universe.

The Forward-looking perspective defines a set of objectives and developed performance indicators to measure how the researches, portfolios and commitments are aligned on three issues, the '3Es' (Energy transition, Environmental sustainability, Equality & inclusive growth) and thus support investment processes.

Furthermore, the Stewardship team regularly identifies adverse impacts through ongoing research, collaboration with other long-term investors, and dialogue with NGOs and other experts.

Actions to address or mitigate principal adverse sustainability impacts depend on the severity and materiality of these impacts. These actions are guided by the RBC Policy, ESG Integration Guidelines, and Engagement and Voting Policy which include the following provisions :

- Exclusion of issuers that are in violation of international norms and conventions and issuers that are involved in activities presenting an unacceptable risk to society and/or the environment
- Engagement with issuers with the aim of encouraging them to improve their environmental, social and governance practices and, thus, mitigate potential adverse impacts
- In case of equity holdings, voting at Annual General Meetings of companies the portfolio is invested in to promote good governance and advance environmental and social issues
- Ensuring all securities included in the portfolio have supportive ESG research
- Managing portfolios so that their aggregate ESG score is better than the relevant benchmark or universe

Based on the above approach, and depending on the composition of the financial product's portfolio (i.e. the type of issuer), the financial product considers and addresses or mitigates the following principal adverse sustainability impacts:

Corporate mandatory indicators:

1. GreenHouse Gas (GHG) Emissions
2. Carbon footprint
3. GHG intensity of investee companies
4. Exposure to companies active in the fossil fuel sector
5. Share of non-renewable energy consumption and production
6. Energy consumption intensity per high impact climate sector



7. Activities negatively affecting biodiversity sensitive areas
8. Emissions to water
9. Hazardous waste ratio
10. Violations of UN Global Compact principles and Organisation for Economic Cooperation and Development (OECD) Guidelines for Multinational Enterprises
11. Lack of processes and compliance mechanisms to monitor compliance with UN Global Compact principles and OECD Guidelines for Multinational Enterprises
12. Unadjusted gender pay gap
13. Board gender diversity
14. Exposure to controversial weapons (anti-personnel mines, cluster munitions, chemical weapons and biological weapons)

Corporate voluntary indicators:

Environment

4. Investments in companies without carbon emission reduction initiatives

Social

4. Lack of a supplier code of conduct
9. Lack of a human rights policy

Sovereign mandatory indicator:

15. GHG intensity
16. Investee countries subject to social violations

More detailed information on the manner in which principal adverse impacts on sustainability factors are considered can be found in the BNP PARIBAS ASSET MANAGEMENT SFDR disclosure statement: <https://docfinder.bnpparibas-am.com/api/files/874ADAE2-3EE7-4AD4-BOED-84FC06E090BF>
In addition, information on how the principal adverse impacts on sustainability factors have been considered over the year will be available in the annual report of the financial product.

No



What investment strategy does this financial product follow?

The investment strategy guides investment decisions based on factors such as investment objectives and risk tolerance.

To achieve the investment objective of the financial product, the investment manager takes into account at each step of its investment process the Environmental, Social and Governance (ESG) criteria that the financial product promotes.

The investment universe of the financial product is thoroughly screened with a view to identify issuers that are in violation of the UN Global Compact Principles, OECD Guidelines for Multinational Enterprises and UN Guiding Principles on Business & Human Rights.

Then the Investment Manager integrates ESG ratings and criteria into the assessment of issuers. ESG ratings are built by BNP Paribas Asset Management's Sustainability Centre using a proprietary ESG methodology.

The investment manager constantly integrates the binding elements of the investment strategy described in the question below to construct an investment portfolio with an improved ESG profile compared to its investment universe.

Environmental, social and governance (ESG) criteria contribute to, but are not a determining factor in, the manager's decision-making.

The elements of the investment strategy to attain the environmental or social characteristics promoted by this financial product as described below are systematically integrated throughout the investment process.

- **What are the binding elements of the investment strategy used to select the investments to attain each of the environmental or social characteristics promoted by this financial product?**

- The financial product shall comply with the RBC Policy by excluding companies involved in controversies due to poor practices related to human and labor rights, environment, and corruption, as well as



companies operating in sensitive sectors (tobacco, coal, controversial weapons, asbestos,...), as these companies are deemed to be in violation of international norms, or to cause unacceptable harm to society and/or the environment.

More information on the RBC Policy, and in particular criteria relating to sectoral exclusions, can be found on the website of the investment manager: Sustainability documents - BNPP AM Corporate English (<https://www.bnpparibas-am.com/sustainability-documents/>)

- The financial product shall have the weighted average ESG score of its portfolio higher than the weighted average ESG score of its investment universe, as defined in the Prospectus
- The financial product shall have at least 90% of its assets (excluding ancillary liquid assets) covered by the ESG analysis based on the ESG internal proprietary methodology
- The financial product shall invest at least 20% of its assets in 'sustainable investments' as defined in Article 2 (17) of the SFDR regulation. Criteria to qualify an investment as 'sustainable investment' are indicated in the above question 'What are the objectives of the sustainable investments that the financial product partially intends to make and does the sustainable investments contribute to such objectives' and the quantitative and qualitative thresholds are mentioned in the main part of the Prospectus

● **What is the committed minimum rate to reduce the scope of the investments considered prior to the application of that investment strategy?**

The financial product does not commit to a reduction of the scope of investments prior to the application of its investment strategy.

● **What is the policy to assess good governance practices of the investee companies?**

The ESG scoring framework assesses corporate governance through a core set of standard key performance indicators for all sectors supplemented by sector specific metrics. The governance metrics and indicators to assess good governance practices such as sound management structures, employee relations, remuneration of staff and tax compliance include but are not limited to:

- Separation of power (e.g. Split CEO/Chair)
- Board diversity
- Executive pay (remuneration policy)
- Board Independence, and key committees independence
- Accountability of directors
- Financial expertise of the Audit Committee
- Respect of shareholders rights and absence of antitakeover devices
- The presence of appropriate policies (i.e. Bribery and corruption, whistleblower)
- Tax disclosure
- An assessment of prior negative incidents relating to governance

The ESG analysis goes beyond the framework to look at a more qualitative assessment of how the insights from our ESG model are reflected in the culture and operations of investee companies. In some cases, the ESG analysts will conduct due diligence meetings to better understand the company's approach to corporate governance.

Good governance practices include sound management structures, employee relations, remuneration of staff and tax compliance.



What is the asset allocation planned for this financial product?

Asset allocation describes the share of investments in specific assets.

At least 80% of the investments of the financial product will be used to meet the environmental or social characteristics promoted, in accordance with the binding elements of the investment strategy of the financial product.

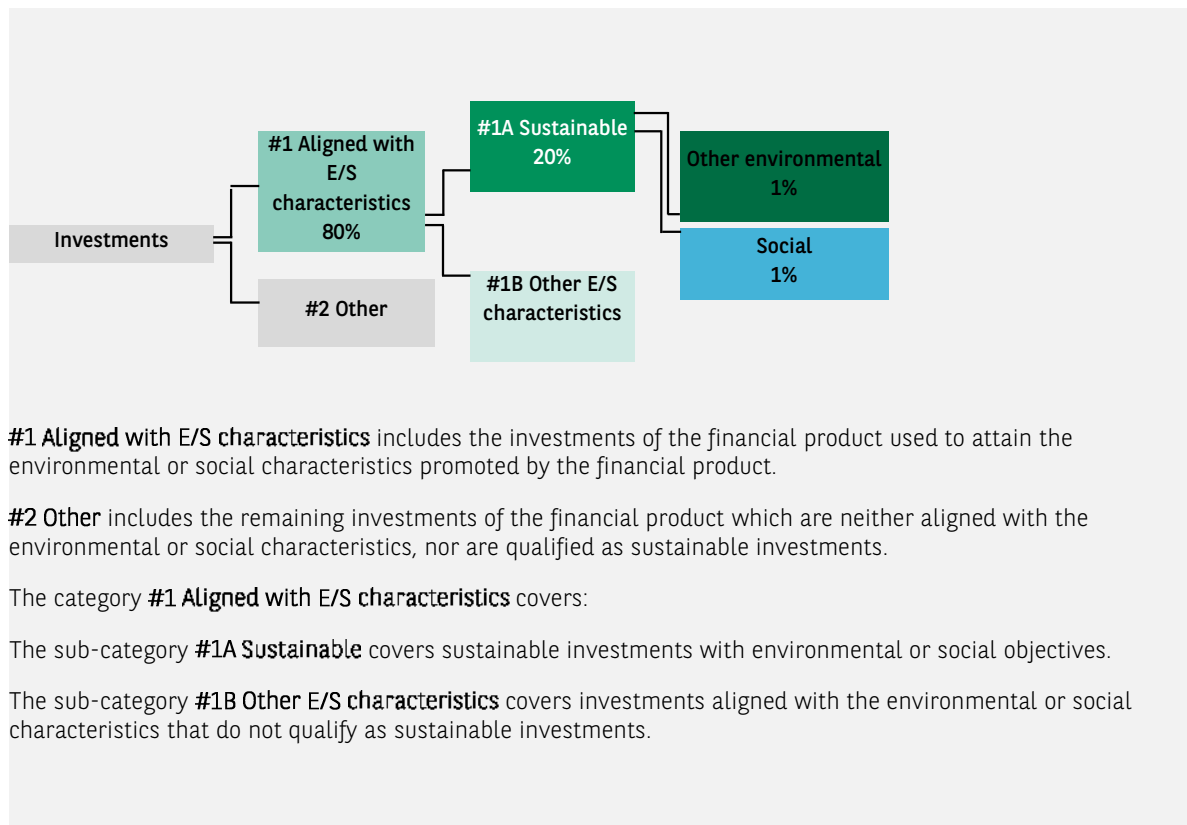
Taxonomy-aligned activities are expressed as a share of:

For the avoidance of doubt, such a proportion is solely a minimum and the exact percentage of the investments of the financial product that attained the promoted environmental or social characteristics will be available in the annual report.

The minimum proportion of sustainable investments of the financial product is 20%.

The remaining proportion of the investments is mainly used as described under the question: "What investments are included under "#2 Other", what is their purpose and are there any minimum environmental or social safeguards?"

- **turnover** reflecting the share of revenue from green activities of investee companies.
 - **capital expenditure** (CapEx) showing the green investments made by investee companies, e.g. for a transition to a green economy.
 - **operational expenditure** (OpEx) reflecting green operational activities of investee companies.



● **How does the use of derivatives attain the environmental or social characteristics promoted by the financial product?**

Financial derivative instruments may be used for efficient portfolio management, hedging and/or investment purposes, if applicable. These instruments are not used to attain the environmental or social characteristics promoted by the product.



To what minimum extent are sustainable investments with an environmental objective aligned with the EU Taxonomy?

Not applicable

● **Does the financial product invest in fossil gas and/or nuclear energy related activities that comply with the EU Taxonomy¹?**

Yes

In fossil gas In Nuclear Energy

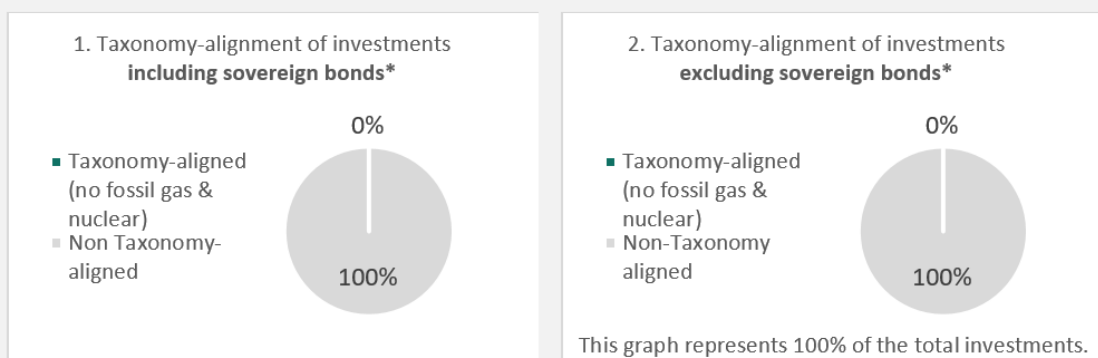
No

¹ -Fossil gas and/or nuclear related activities will only comply with the EU Taxonomy where they contribute to limiting climate change ("climate change mitigation") and do not significantly harm any EU Taxonomy objective - see explanatory note in the left hand margin. The full criteria for fossil gas and nuclear energy economic activities that comply with the EU Taxonomy are laid down in Commission Delegated Regulation (EU) 2022/1214.

To comply with the EU Taxonomy, the criteria for **fossil gas** include limitations on emissions and switching to renewable power or low-carbon fuels by the end of 2035. For **nuclear energy**, the criteria include comprehensive safety and waste management rules.

Enabling activities directly enable other activities to make a substantial contribution to an environmental objective. **Transitional activities** are activities for which low-carbon alternatives are not yet available and among others have greenhouse gas emission levels corresponding to the best performance.

The two graphs below show in green the minimum percentage of investments that are aligned with the EU Taxonomy. As there is no appropriate methodology to determine the Taxonomy-alignment of sovereign bonds*, the first graph shows the Taxonomy-alignment in relation to all the investments of the financial product including sovereign bonds, while the second graph shows the Taxonomy-alignment only in relation to the investments of the financial product other than sovereign bonds.



* For the purpose of these graphs, 'sovereign bonds' consist of all sovereign exposures

● **What is the minimum share of investments in transitional and enabling activities?**

Not applicable

are sustainable investments with an environmental objective that **do not take into account the criteria** for environmentally sustainable economic activities under the EU Taxonomy.

● **What is the minimum share of sustainable investments with an environmental objective that are not aligned with the EU Taxonomy?**

The minimum share of sustainable investments with an environmental objective that are not aligned with the EU Taxonomy is 1%.

The minimum share is intentionally low as the objective of the investment manager is not to prevent the product from investing in taxonomy-aligned activities within the framework of the investment strategy of the product.

The Management Company is improving its Taxonomy-alignment data collection to ensure the accuracy and suitability of its Taxonomy sustainability-related disclosures. In the meantime, the financial product will invest in sustainable investments with an environmental objective that are not aligned with the EU Taxonomy.

● **What is the minimum share of socially sustainable investments?**

The minimum share of socially sustainable investments within the financial product is 1%.

● **What investments are included under '#2 Other', what is their purpose and are there any minimum environmental or social safeguards?**

The remaining proportion of the investments may include :

- The proportion of assets that are not used to meet the environmental or social characteristics promoted by the financial product. These assets are used for investment purposes, or
- Instruments which are mainly used for liquidity, efficient portfolio management, and/or hedging purposes, notably cash, deposits and derivatives

In any case, the investment manager will ensure that those investments are made while maintaining the

improvement of the ESG profile of the financial product. In addition, those investments are made in compliance with our internal processes, including the following minimum environmental or social safeguards:

- The risk management policy. The risk management policy comprises procedures as are necessary to enable the management company to assess for each financial product it manages the exposure of that product to market, liquidity, sustainability and counterparty risks. And

- The RBC policy, where applicable, through the exclusion of companies involved in controversies due to poor practices related to human and labour rights, environment, and corruption, as well as companies operating in sensitive sectors (tobacco, coal, controversial weapons, asbestos,...), as these companies are deemed to be in violation of international norms, or to cause unacceptable harm to society and/or the environment



Is a specific index designated as a reference benchmark to determine whether this financial product is aligned with the environmental and/or social characteristics that it promotes?

Reference benchmarks are indexes to measure whether the financial product attains the environmental or social characteristics that they promote.

No reference benchmark has been designated for the purpose of attaining the environmental or social characteristics promoted by the financial product.

- **How is the reference benchmark continuously aligned with each of the environmental or social characteristics promoted by the financial product?**

Not applicable

- **How is the alignment of the investment strategy with the methodology of the index ensured on a continuous basis?**

Not applicable

- **How does the designated index differ from a relevant broad market index?**

Not applicable

- **Where can the methodology used for the calculation of the designated index be found?**

Not applicable



Where can I find more product specific information online?

More product-specific information can be found on the website: <https://www.bnpparibas-am.com/> after choosing the relevant country and directly in the section 'Sustainability-related disclosures' dedicated to the product.

Sustainable investment means an investment in an economic activity that contributes to an environmental or social objective, provided that the investment does not significantly harm any environmental or social objective and that the investee companies follow good governance practices.

The **EU Taxonomy** is a classification system laid down in Regulation (EU) 2020/852, establishing a list of **environmentally sustainable economic activities**. That Regulation does not include a list of socially sustainable economic activities. Sustainable investments with an environmental objective might be aligned with the Taxonomy or not.

SUSTAINABLE INVESTMENT OBJECTIVE

Does this financial product have a sustainable investment objective?

<input checked="" type="radio"/> <input checked="" type="radio"/> <input checked="" type="checkbox"/> Yes	<input type="radio"/> <input type="radio"/> <input type="checkbox"/> No
<p><input checked="" type="checkbox"/> It will make a minimum of sustainable investments with an environmental objective: 45%</p> <ul style="list-style-type: none"> <input checked="" type="checkbox"/> in economic activities that qualify as environmentally sustainable under the EU Taxonomy <input checked="" type="checkbox"/> in economic activities that do not qualify as environmentally sustainable under the EU Taxonomy <p><input checked="" type="checkbox"/> It will make a minimum of sustainable investments with a social objective: 1%</p>	<p><input type="checkbox"/> It promotes Environmental/Social (E/S) characteristics and while it does not have as its objective a sustainable investment, it will have a minimum proportion of ___% of sustainable investments</p> <ul style="list-style-type: none"> <input type="checkbox"/> with an environmental objective in economic activities that qualify as environmentally sustainable under the EU Taxonomy <input type="checkbox"/> with an environmental objective in economic activities that do not qualify as environmentally sustainable under the EU Taxonomy <input type="checkbox"/> with a social objective <p><input type="checkbox"/> It promotes E/S characteristics, but will not make any sustainable investments</p>



What is the sustainable investment objective of this financial product?

The sustainable investment objective of the BNP Paribas Global Environment is to help or accelerate the transition to a more sustainable economy by focusing on challenges related to the environment.

At all times, this financial product invests at least 75% of its assets in equities and/or equity equivalent securities issued by global companies that conduct a significant part of their business in Environmental Markets. "Environmental Markets" include, but are not limited to, Renewable & Alternative Energy, Energy Efficiency, Water Infrastructure & Technologies, Pollution Control, Waste Management & Technologies, Environmental Support Services, and Sustainable Food.

Sustainable investments underlying the financial product contribute to the environmental objectives set out in Article 9 of Regulation (EU) 2020/852: climate change mitigation, climate change adaptation, the sustainable use and protection of water and marine resources, the

transition to a circular economy, pollution prevention and control and/or the protection and restoration of biodiversity and ecosystems.

No reference benchmark has been designated for the purpose of attaining the sustainable investment objective of the financial product.

● ***What sustainability indicators are used to measure the attainment of the sustainable investment objective of this financial product?***

The following sustainability indicators are used to measure the attainment of the sustainable investment objective of the financial product:

- The percentage of the financial product's portfolio invested in companies with at least a 20% of revenue, profit or invested capital aligned with the financial product's thematic;
- The percentage of the financial product's portfolio compliant with the BNP Paribas Asset Management Responsible Business Conduct Policy (RBC Policy);
- The percentage of the financial product's assets covered by the ESG analysis based on the proprietary Impax Fundamental Score ESG methodology (excluding ancillary liquid assets);
- The percentage of the financial product's portfolio invested in "sustainable investments" as defined in Article 2 (17) of the SFDR regulation;
- The percentage of the financial product's portfolio aggregate Revenue which is "EU Taxonomy Aligned" as defined by Regulation (EU) 2020/852.

● ***How do sustainable investments not cause significant harm to any environmental or social sustainable investment objective?***

In order to ensure that the sustainable investments that the financial product intends to make do not cause significant harm to any environmental or social sustainable objective, the financial product assesses each investment against a set of indicators of adverse impacts by conducting proprietary Fundamental ESG analysis for all portfolio holdings. The ESG analysis aims to identify the quality of governance structures, the most material environmental and social harms for a company or issuer and assesses how well these harms are addressed and managed. The Investment Manager seeks robust policies, processes, management systems and incentives as well as adequate disclosure, as applicable. Additionally, the Investment Manager assesses any past controversies identified. A proprietary aggregate ESG score is then assigned for each company or issuer taking into account the indicators as set out below, based on a qualitative judgement. Where sufficient ESG quality is not achieved, a company or issuer is excluded from the financial product's investable universe. The Investment Manager considers it important to engage with companies and issuers and to analyse company and issuer disclosures and reports. The ESG process is proprietary to the Investment Manager, although the Investment Manager uses external ESG-research as an input.

— ***How have the indicators for adverse impacts on sustainability factors been taken into account?***

Indicators for adverse impacts on sustainability factors have been taken into account in the Investment Manager's Fundamental ESG analysis as follows – the data considered, as prescribed by SFDR, by the Investment Manager to assess the relevant indicator is set out in the first paragraph under each indicator below:

Mandatory Indicators

GHG emissions, carbon footprint and GHG intensity of investee companies

Sustainability indicators measure how the environmental or social characteristics promoted by the financial product are attained.

Principal adverse impacts are the most significant negative impacts of investment decisions on sustainability factors relating to environmental, social and employee matters, respect for human rights, anti-corruption and anti-bribery matters.

Data considered: an investee company's absolute scope 1, 2 and 3 GHG emissions, and its enterprise value and revenue.

Companies are tiered between those providing full disclosure of Scopes 1, 2, 3 emissions across the majority of their operations; reporting across all four pillars prescribed by the Task Force on Climate related Financial Disclosures (TCFD); having set stretching short-medium term target (3+ years), as well as a Net zero/Paris Agreement aligned/Science-based long term target (10-30 years) and detailed actions plans versus those with no emission disclosure in place, no targets and no clear commitment to setting one.

Exposure to companies active in the fossil fuel sector

Data considered: an investee company's exposure to fossil fuel revenues.

The Investment Manager evaluates a company's transition to a low carbon economy by working towards ambitious science-based Paris-aligned decarbonisation targets and by strategically phasing out any fossil fuel exposure.

Share of non-renewable energy consumption and production, and energy consumption intensity per high impact climate sector

Data considered: an investee company's total energy consumption and production as well as the consumption and production from non-renewable energy sources, and an investee company's output metric as the basis of energy intensity.

Companies are tiered between those providing state of the art management processes and reporting for all environmental key issues through certified management systems referencing international or industry standards, challenging long term and interim targets relevant to key issues, relevant KPIs and reporting aligned with internationally recognised frameworks prescribed by the International Sustainability Standards Board (ISSB), the Global Reporting Initiative (GRI) and the CDP, versus companies with limited management processes and reporting, for example providing only qualitative KPIs and anecdotal disclosures.

Activities negatively affecting biodiversity-sensitive areas

Data considered an investee company's sites/operations located in or near to biodiversity-sensitive areas.

The Investment Manager uses external tools and research as well as its own proprietary analysis in assessing companies' management of nature-related harms. The Investment Manager seeks investment in companies or issuers that have addressed the harm with robust policies, processes, management systems and incentives that are scaled appropriately to the importance of the harm. Site-level geolocation data and regional exposure are not always easily available or disclosed by companies and issuers. The Investment Manager engages with companies to achieve geo-location data and to assess the potential harm at the specific locations of interest, for example highlighting habitats of IUCN Red List species (the International Union for Conservation of Nature), protected areas and key biodiversity areas in the vicinity.

Emissions to water, and hazardous waste and radioactive waste ratio

Data considered: an investee company's generated tonnes of emissions to water, and tonnes of hazardous waste and radioactive waste.

Companies are tiered between those providing state of the art management processes and reporting for all environmental key issues through certified management systems referencing international or industry standards, challenging long term and interim targets relevant to key issues, relevant KPIs and reporting aligned with internationally recognised frameworks such as ISSB, GRI and CDP, versus companies with limited management processes and reporting, for example providing only qualitative KPIs and anecdotal disclosures.

Violations of UN Global Compact principles and Organisation for Economic Cooperation and Development (OECD) Guidelines for Multinational Enterprises

Data considered: an investee company's involvement in violations of the UNGC principles or OECD Guidelines for Multinational Enterprises.

The Investment Manager screens the Product's investments against adherence to global standards such as the UN Global Compact principles and OECD Guidelines for Multinational Enterprises. An external research provider is used to support this screening activity. A company found to be in breach of these international norms and standards is excluded from the investable universe and divested. Where a company is flagged for potential breaches, the Investment Manager will monitor and seek to engage, as appropriate.

Lack of processes and compliance mechanisms to monitor compliance with UN Global Compact principles and OECD Guidelines for Multinational Enterprises

Data considered: instances where an investee company is lacking policies to monitor compliance with the UNGC Principles or OECD Guidelines.

The Investment Manager uses external tools and research to ascertain the existence/non-existence of these policies and identify those companies that do not satisfy credible policy standards in all those areas that speak to UNGC principles or the OECD Guidelines.

Unadjusted gender pay gap

Data considered: an investee company's average gross hourly earnings of male paid employees and of female paid employees as a percentage of average gross hourly earnings of male paid employees.

Companies are assessed for their pay equity through review of the pay gap, where available, alongside a broader set of KPIs related to Equality, Diversity & Inclusion (ED&I). Companies are tiered between those demonstrating state of the art management processes and those with no ED&I disclosure.

Board gender diversity

Data considered: an investee company's number of women on the board of directors and percentage of board members that are female.

Companies are assessed for their board gender diversity alongside other key roles which influence company strategy alongside a broader set of metrics related to leadership diversity. Companies are tiered between those achieving 40%-60% women on the board and in executive management as well as demonstrating diversity in key roles and those with no women on the board or in executive management.

Exposure to controversial weapons (anti-personnel mines, cluster munitions, chemical weapons and biological weapons)

Data considered: an investee company's exposure to controversial weapons through business activity and ownership.

Companies are screened by business activity in an effort to ensure, using a combination of screen activity and the Investment Manager's qualitative judgement, that they are not involved in the activity of manufacturing or of manufacturing tailor-made components, using, repairing, putting up for sale, selling, distributing, importing or exporting, storing or transporting controversial or indiscriminate weapons such as anti-personnel mines, submunitions, inert ammunition and armour containing depleted uranium or any other industrial uranium, weapons containing white phosphorus, biological, chemical or nuclear weapons. The Investment Manager seeks to exclude all companies with any involvement in controversial weapons from investment and in addition uses qualitative judgement as part of the analysis. If the Investment Manager determines that one of these activities takes place within a subsidiary, the direct parent company is also considered to be involved in controversial weapons if it holds a majority equity interest in the subsidiary. Likewise, if one of the above-mentioned activities is determined to take place within a parent company, any majority-owned subsidiary of this parent company is also deemed to be involved.

Voluntary Indicators

Investments in companies without carbon emission reduction initiatives

Data considered: instances where an investee company is lacking of all of the following: near-term GHG reduction target, long-term GHG reduction target (10+ years), science-based GHG reduction target, Net Zero commitment.

The Investment Manager actively seeks to engage with companies to encourage the implementation of effective performance management systems, with the objective to establish GHG emissions baseline data (scope 1, 2 and 3), set science-based long-term carbon emission reduction targets with a viable action plan to deliver on these targets, and regularly report.

Water usage and recycling

Data considered: an investee company's operational water use (cubic meters of water consumed), and water management (percentage of water recycled and reused).

Companies are tiered between those providing state of the art management processes and reporting for all environmental key issues through certified management systems referencing international or industry standards, challenging long term and interim targets relevant to key issues, relevant KPIs and reporting aligned with internationally recognised frameworks such as ISSB, GRI and CDP, versus companies with limited management processes and reporting, for example providing only qualitative KPIs and anecdotal disclosures.

Number of convictions and amount of fines for violation of anti-corruption and anti-bribery laws

Data considered: an investee company's number of convictions per severity category in the past three to five years (three years for minor controversies or incidents; five years for more significant controversies or incidents).

The materiality and severity of convictions and fines for violation of anti-corruption and anti-bribery laws are reviewed as part of the Fundamental ESG analysis.

— — How are the sustainable investments aligned with the OECD Guidelines for Multinational Enterprises and the UN Guiding Principles on Business and Human Rights?

The Investment Manager uses a Global Standards Screening which assesses companies' impact on stakeholders and the extent to which a company causes, contributes or is linked to violations of international norms and standards. The underlying research provides assessments covering the OECD Guidelines for Multinational Enterprises and the UN's Global Compact Principles, as well as International Labour Organization's (ILO) Conventions, and the UN Guiding Principles on Business and Human Rights (UNGPs). A company found to be in breach of these international norms and standards is excluded from the investable universe and divested. Where a company is flagged for potential breaches, the Investment Manager will monitor and seek to engage, as appropriate.



Does this financial product consider principal adverse impacts on sustainability factors?

Yes

The Product considers principal adverse impacts on sustainability factors by identifying, assessing, and managing negative effects of portfolio-related investment decisions on environmental, social and employee matters, respect for human rights, and anti-bribery & corruption matters.

The following illustrates how this exposure is intended to be managed, once identified and assessed, taking into account each of the mandatory and voluntary indicators listed above.

1. All companies and other issuers must meet financial and ESG criteria before entering the Product's list of investable companies. When all the data is gathered, an ESG report is written and a proprietary aggregate ESG score assigned. Where sufficient ESG quality is not achieved, a company or issuer is excluded from the investable universe. In cases where a company has a low ESG score, but is not deemed to cause significant harm and is not excluded, the company will have a capped position size in the portfolio, for risk management reasons. The Investment Manager does not seek to exclude a certain number or percentage of companies or issuers, but rather seeks an absolute level of ESG quality based on a qualitative judgement.

2. Bottom-up company-specific engagement: As part of the Investment Manager's ongoing, proprietary company and issuer-level ESG analysis, it identifies company and issuer-specific matters and risks and actively engages with companies and issuers about these matters. For the bottom-up, company specific engagements, the objective is typically to solve or improve the issue that has been identified as part of ESG analysis and when that objective has been achieved, move to the next objective or pause the engagement.

Top-down strategic engagement: Every year the Investment Manager assesses and outlines the engagement priorities for the next 12 months. These priorities are based on market developments and emerging sustainability issues that are considered relevant and material for companies and issuers. The Investment Manager then identifies the companies and issuers which it considers are most exposed to these topics and focuses its engagement on specific companies and issuers. For the strategic engagement areas, the Investment Manager sets up specific steps as objectives that it seeks to reach with the engagements. The strategic engagement areas have analysts assigned as leads for each of the areas of engagement.

3. Where the Investment Manager identifies unmanaged risk, and its usual management approach to engagement fails to produce positive outcomes, its Escalation Policy takes hold.

If the Investment Manager views the investee company or issuer is unresponsive to engagement or unwilling to consider alternative options posing less significant risks to shareholders, the Investment Manager will escalate the dialogue by:

- Seeking alternative or more senior contacts within the company or issuer
- Intervening or engaging together with other shareholders
- Intervening or engaging together with other institutions or organisations (multi-stakeholder)
- Highlighting the issue and/or joint engagements regarding the issue through institutional platforms and/or
- Filing or co-filing resolutions at General Meetings

If interventions are unsuccessful and the Investment Manager considers that the risk profile of the company has significantly deteriorated or company strategy/governance structures have altered because of an incident, to a degree where the return outlook and the company's strategy and quality no longer meet expectations, the company would be excluded from the investable universe and/or sold.

Information on how the principal adverse impacts on sustainability factors have been considered over the year will be available in the annual report of the financial product.

No



What investment strategy does this financial product follow?

The investment strategy guides investment decisions based on factors such as investment objectives and risk tolerance.

This Product is actively managed. The benchmark MSCI World NR is used for performance comparison only. The Product is not benchmark constrained and its performance may deviate significantly from that of the benchmark.

The Product seeks to increase the value of its assets over the medium term by investing in shares issued by global companies that operate in Environmental Markets. "Environmental Markets" include, but are not limited to, Renewable & Alternative Energy, Energy Efficiency, Water Infrastructure & Technologies, Pollution Control, Waste Management & Technologies, Environmental Support Services, and Sustainable Food.

It may be exposed to Mainland China by investing in China A Shares via the Stock Connect.

The Product may be exposed to emerging markets up to 30% of its assets, including exposure to China.

The investment team applies also BNP PARIBAS ASSET MANAGEMENT's sustainable Investment Policy, which takes into account Environmental, Social and Governance (ESG) criteria such as but not limited to reduction of emissions of greenhouse gas, respect of human rights, respect of minority shareholders rights, at each step of the investment process of the Product.

The Product follows the Thematic approach which means that the Product invests in companies that provide products and services providing concrete solutions to specific environmental and/or social challenges, seeking to benefit from future growth anticipated in these areas while contributing capital towards the transition towards a low-carbon, inclusive economy. The approach is implemented in order to consistently eliminate at least 20% of the investment universe being companies conducting significant part of their business in environmental markets. An extra-financial strategy may comprise methodological limitations such as the ESG Investment Risk as defined by the asset manager.

Environmental, social and governance (ESG) criteria contribute to, but are not a determining factor in, the manager's decision making.

The elements of the investment strategy to attain the sustainable investment objective of this financial product as described below are systematically integrated throughout the investment process.

● *What are the binding elements of the investment strategy used to select the investments to attain the sustainable investment objective?*

- The financial product shall comply with the RBC Policy by excluding companies involved in controversies due to poor practices related to human and labor rights, environment, and corruption, as well as companies operating in sensitive sectors (tobacco, coal, controversial weapons, asbestos,...), as these companies are deemed to be in violation of international norms, or to cause unacceptable harm to society and/or the environment.

More information on the RBC Policy, and in particular criteria relating to sectoral exclusions, can be found on the website of the investment manager: [Sustainability documents - BNPP AM Corporate English \(bnpparibas-am.com\)](https://www.bnpparibas-am.com/en/sustainability).

- The financial product shall invest in companies with at least a 20% of revenues aligned with the financial product's thematic;
- The financial product shall have at least 90% of its assets (excluding ancillary liquid assets) covered by the ESG analysis based on the proprietary Impax Fundamental Score ESG methodology;
- The financial product shall invest at least 85% of its portfolio in "sustainable investments" as defined in Article 2 (17) of the SFDR regulation. Criteria to qualify an investment as "sustainable investment" and the quantitative and qualitative thresholds are indicated in the main part of the Prospectus.
- The financial product's shall invest at least 2% of its assets in companies "EU Taxonomy Aligned".

- *What is the policy to assess good governance practices of the investee companies?*

Pre investment

The Investment Manager analyses companies' governance structures taking into account what constitutes common and best global practice for governance and identifying potential outliers. Once the governance and other ESG analytical data is gathered, an ESG report is produced and a proprietary ESG score is assigned as part of the Fundamental ESG analysis as described above.

Post investment

The Investment Manager's proxy voting is predominantly related to governance issues such as the election of directors, board structures and management remuneration. When practicable, the Investment Manager seeks to engage with the investee company before voting against management's recommendation on an AGM resolution. The Investment Manager is also in dialogue with companies throughout the year to discuss and comment on proposed governance structures.

Good governance practices include sound management structures, employee relations, remuneration of staff and tax compliance.



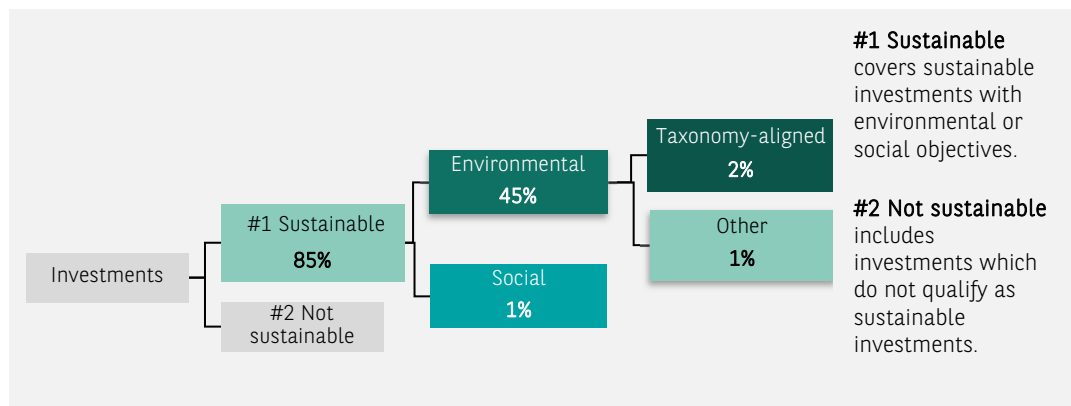
What is the asset allocation and the minimum share of sustainable investments?

The minimum proportion of the investments used to meet the sustainable investment objective in accordance with the binding elements of its investment strategy is 85%.

Asset allocation describes the share of investments in specific assets.

Taxonomy-aligned activities are expressed as a share of:

- **turnover** reflecting the share of revenue from green activities of investee companies
- **capital expenditure** (CapEx) showing the green investments made by investee companies, e.g. for a transition to a green economy.
- **operational expenditure** (OpEx) reflecting green operational activities of investee companies.



- *How does the use of derivatives attain the sustainable investment objective?*

Financial derivative instruments may be used for efficient portfolio management, hedging and/or investment purposes, if applicable. Either these instruments are not used to attain the sustainable investment objective of the product, or they are aligned with the sustainable investment objective of the financial product.



To what minimum extent are sustainable investments with an environmental objective aligned with the EU Taxonomy?

The extent to which sustainable investments with an environmental objective contribute to the environmental objectives set out in Article 9 of Regulation (EU) 2020/852; climate change mitigation, climate change adaptation, the sustainable use and protection of water and marine resources, the transition to a circular economy, pollution prevention and control and/or the protection and restoration of biodiversity and ecosystems and are aligned with the EU Taxonomy are disclosed in the two graphs below in the document.

The Management Company is improving its Taxonomy-alignment data collection to ensure the accuracy and suitability of its Taxonomy sustainability-related disclosures. Further subsequent prospectus and taxonomy-alignment commitments updates will be made accordingly.

Economic activities that are not recognised by the Taxonomy Regulation are not necessarily environmentally harmful or unsustainable. In addition, all activities that can make a substantial contribution to environmental as well as social objectives are not yet part of the Taxonomy Regulation.

To comply with the EU Taxonomy, the criteria for **fossil gas** include limitations on emissions and switching to renewable power or low-carbon fuels by the end of 2035. For **nuclear energy**, the criteria include comprehensive safety and waste management rules.

Enabling activities directly enable other activities to make a substantial contribution to an environmental objective.

Transitional activities are activities for which low-carbon alternatives are not yet available and among others have greenhouse gas emission levels corresponding to the best performance.

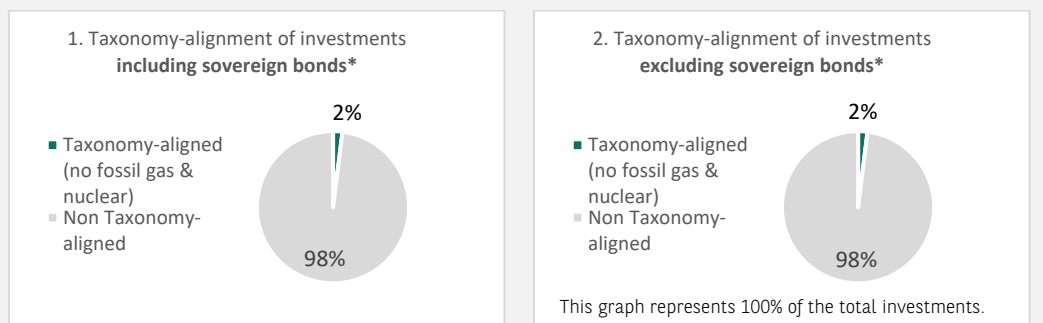
● **Does the financial product invest in fossil gas and/or nuclear energy related activities that comply with the EU Taxonomy¹?**

Yes:

 In fossil gas In nuclear energy

 No

The two graphs below show in green the minimum percentage of investments that are aligned with the EU Taxonomy. As there is no appropriate methodology to determine the taxonomy-alignment of sovereign bonds, the first graph shows the Taxonomy alignment in relation to all the investments of the financial product including sovereign bonds, while the second graph shows the Taxonomy alignment only in relation to the investments of the financial product other than sovereign bonds.*



*For the purpose of these graphs, 'sovereign bonds' consist of all sovereign exposures

● **What is the minimum share of investments in transitional and enabling activities?**

Not applicable.

¹ Fossil gas and/or nuclear related activities will only comply with the EU Taxonomy where they contribute to limiting climate change ("climate change mitigation") and do not significantly harm an EU Taxonomy objective –see explanatory note in the left hand margin. The full criteria for fossil gas and nuclear energy economic activities that comply with the EU Taxonomy are laid down in Commission Delegated Regulation (EU) 2022/1214.



What is the minimum share of sustainable investments with an environmental objective that are not aligned with the EU Taxonomy?

The minimum share of sustainable investments with an environmental objective that are not aligned with the EU Taxonomy is 1%.

The objective of the investment manager is not to prevent the product from investing in taxonomy-aligned activities within the framework of the investment strategy of the product.

The Management Company is improving its Taxonomy-alignment data collection to ensure the accuracy and suitability of its Taxonomy sustainability-related disclosures. In the meantime, the financial product will invest in sustainable investments with an environmental objective that are not aligned with the EU Taxonomy.



What is the minimum share of sustainable investments with a social objective?

The minimum share of socially sustainable investments within the financial product is 1%.



What investments are included under “#2 Not sustainable”, what is their purpose and are there any minimum environmental or social safeguards?

The remaining proportion of the investments is made in instruments used for liquidity and/or hedging purposes, such as cash, deposits and derivatives.

The investment manager will ensure that those investments are made while maintaining the sustainable investment objective of the financial product. In addition, those investments are made in compliance with our internal processes, including the following minimum environmental or social safeguards:

- the risk management policy. The risk management policy comprises procedures as are necessary to enable the management company to assess for each financial product it manages the exposure of that product to market, liquidity, sustainability and counterparty risks. And
- the RBC policy, where applicable, through the exclusion of companies involved in controversies due to poor practices related to human and labour rights, environment, and corruption, as well as companies operating in sensitive sectors (tobacco, coal, controversial weapons, asbestos,...), as these companies are deemed to be in violation of international norms, or to cause unacceptable harm to society and/or the environment.



Is a specific index designated as a reference benchmark to meet the sustainable investment objective?

No reference benchmark has been designated for the purpose of attaining the sustainable investment objective of the financial product.

- *How does the reference benchmark take into account sustainability factors in a way that is continuously aligned with the sustainable investment objective?*

Not applicable



are sustainable investments with an environmental objective that **do not take into account the criteria** for environmentally sustainable economic activities under the EU Taxonomy.

Reference benchmarks are indexes to measure whether the financial product attains the sustainable investment objective.

- *How is the alignment of the investment strategy with the methodology of the index ensured on a continuous basis?*

Not applicable

- *How does the designated index differ from a relevant broad market index?*

Not applicable

- *Where can the methodology used for the calculation of the designated index be found?*

Not applicable



Where can I find more product specific information online?

More product-specific information can be found on the website: www.bnpparibas-am.com after choosing the relevant country and directly in the section "Sustainability-related disclosures" dedicated to the product.

Template pre-contractual disclosure for the financial products referred to in Article 8, paragraphs 1, 2 and 2a, of Regulation (EU) 2019/2088 and Article 6, first paragraph, of Regulation (EU) 2020/852

Sustainable investment means an investment in an economic activity that contributes to an environmental or social objective, provided that the investment does not significantly harm any environmental or social objective and that the investee companies follow good governance practices.

The **EU Taxonomy** is a classification system laid down in Regulation (EU) 2020/852, establishing a list of **environmentally sustainable economic activities**. That Regulation does not lay down a list of socially sustainable economic activities. Sustainable investments with an environmental objective might be aligned with the Taxonomy or not.

Product name : **BNP PARIBAS FUNDS GLOBAL HIGH YIELD BOND**

Legal Entity Identifier : 213800I5ZTZ8DMKTK650

Environmental and/or social characteristics

Does this financial product have a sustainable investment objective?	
<input checked="" type="radio"/> <input type="radio"/> Yes	<input checked="" type="radio"/> <input type="radio"/> No
<input type="checkbox"/> It will make a minimum of sustainable investments with an environmental objective: ____% <input type="checkbox"/> in economic activities that qualify as environmentally sustainable under the EU Taxonomy <input type="checkbox"/> in economic activities that do not qualify as environmentally sustainable under the EU Taxonomy <input type="checkbox"/> It will make a minimum of sustainable investments with a social objective: ____%	<input checked="" type="checkbox"/> It promotes Environmental/Social (E/S) characteristics and while it does not have as its objective a sustainable investment, it will have a minimum proportion of 10% of sustainable investments <input type="checkbox"/> with an environmental objective in economic activities that qualify as environmentally sustainable under the EU Taxonomy <input checked="" type="checkbox"/> with an environmental objective in economic activities that do not qualify as environmentally sustainable under the EU Taxonomy <input checked="" type="checkbox"/> with a social objective <input type="checkbox"/> It promotes E/S characteristics, but will not make any sustainable investments



What environmental and/or social characteristics are promoted by this financial product?

The financial product promotes environmental and social characteristics by assessing underlying investments against Environmental, Social, and Governance (ESG) criteria using an ESG internal proprietary methodology, and by investing in issuers that demonstrate good environmental, social and governance practices.

Corporate issuers

The investment strategy selects:

Corporate issuers with good or improving ESG practices within their sector of activity. The ESG performance of an issuer is evaluated against a combination of environmental, social and governance factors which include but are

not limited to:

- Environmental: energy efficiency, reduction of emissions of greenhouse gases (GHG), treatment of waste
- Social: respect of human rights and workers' rights, human resources management (workers' health and safety, diversity)
- Governance: Board of Directors independence, managers' remuneration, respect of minority shareholders rights

The exclusion criteria are applied with regard to issuers that are in violation of international norms and convention, or operate in sensitive sectors as defined by the Responsible Business Conduct Policy (RBC Policy).

Sovereign issuers

The investment strategy selects sovereign issuers based on their performance across the environmental, social and governance pillars. The ESG performance of each country is assessed using an internal Sovereign ESG methodology that focuses on measuring governments' efforts to produce and preserve assets, goods, and services with high ESG values, according to their level of economic development. This involves evaluation of a country against a combination of environmental, social and governance factors, which include but not limited to:

- Environmental: climate mitigation, biodiversity, energy efficiency, land resources, pollution
- Social: life conditions, economic inequality, education, employment, health infrastructure, human capital
- Governance: business rights, corruption, democratic life, political stability, security

BNP Paribas Asset Management's Global Sustainability Strategy places a strong emphasis on combatting climate change. Therefore, given the importance of sovereigns in addressing climate change, the internal Sovereign ESG methodology includes an additional scoring component that captures the country's contribution to progress towards the net-zero goals set out in the Paris Agreement. This additional scoring component reflects countries' commitment to future targets balanced by their current policies and their forward-looking physical climate risk exposure. It combines temperature alignment methodology for determining national contributions to climate change with an assessment of the laws and policies countries have in place for addressing climate change.

The investment manager also applies the BNP Paribas Group's sensitive countries framework, which includes restrictive measures on certain countries and/or activities that are considered as being particularly exposed to money laundering and terrorism financing related risks.

Furthermore, the investment manager promotes better environmental and social outcomes through engagement with issuers and the exercise of voting rights according to the Stewardship policy, where applicable.

No reference benchmark has been designated for the purpose of attaining the environmental or social characteristics promoted by the financial product.

● **What sustainability indicators are used to measure the attainment of each of the environmental or social characteristics promoted by this financial product?**

The following sustainability indicators are used to measure the attainment of the environmental and social characteristics promoted by the financial product:

- The percentage of the portfolio compliant with the RBC Policy
- The percentage of the portfolio covered by ESG analysis based on the ESG internal proprietary methodology
- The weighted average ESG score of the portfolio compared to the weighted average ESG score of its investment universe, as defined in the Prospectus
- The percentage of the financial product's portfolio invested in 'sustainable investments' as defined in Article 2 (17) of the SFDR regulation

Sustainability indicators measure how the environmental or social characteristics promoted by the financial product are attained.

● **What are the objectives of the sustainable investments that the financial product partially intends to make and how does the sustainable investment contribute to such objectives?**

The objectives of the sustainable investments made by the financial product are to finance companies that contribute to environmental and/or social objectives through their products and services, as well as their sustainable practices.

The internal methodology, as defined in the main part of the Prospectus, integrates several criteria into its definition of sustainable investments that are considered to be core components to qualify a company as sustainable. These criteria are complementary to each other. In practice, a company must meet at least one of the criteria described below in order to be considered as contributing to an environmental or social objective:

1. A company with an economic activity aligned with the EU Taxonomy objectives. A company can be qualified as sustainable investment in case it has more than 20% of its revenues aligned with the EU Taxonomy. A company qualifying as sustainable investment through this criteria can for example contribute to the following environmental objectives: sustainable forestry, environmental restoration, sustainable manufacturing, renewable energy, water supply, sewerage, waste management and remediation, sustainable transportation, sustainable buildings, sustainable information and technology, scientific research for sustainable development;

2. A company with an economic activity contributing to one or more United Nations Sustainable Development goals (UN SDG) targets. A company can be qualified as sustainable investment in case it has more than 20% of its revenues aligned with the SDGs and less than 20% of its revenues misaligned with the UN SDGs. A company qualifying as sustainable investment through this criteria can for example contribute to the following objectives:

a. Environmental: sustainable agriculture, sustainable management of water and sanitation, sustainable and modern energy, sustainable economic growth, sustainable infrastructure, sustainable cities, sustainable consumption and production patterns, fight against climate change, conservation and sustainable use of oceans, seas and marine resources, protection, restoration and sustainable use of terrestrial ecosystems, sustainable management of forests, fight against desertification, land degradation and biodiversity loss;

b. Social: no poverty, zero hunger, food security, healthy lives and well-being at all ages, inclusive and equitable quality education and lifelong learning opportunities, gender equality, women and girls empowerment, availability of water and sanitation, access to affordable, reliable and modern energy, inclusive and sustainable economic growth, full and productive employment and decent work, resilient infrastructure, inclusive and sustainable industrialization, reduced inequality, inclusive, safe and resilient cities and human settlements, peaceful and inclusive societies, access to justice and effective, accountable and inclusive institutions, global partnership for sustainable development.

3. A company operating in a high GHG emission sector that is transitioning its business model to align with the objective of maintaining the global temperature rise below 1.5°C. A company qualifying as sustainable investment through this criteria can for example contribute to the following environmental objectives: GHG emissions reduction, fight against climate change;

4. A company with best-in-class environmental or social practices compared to its peers within the relevant sector and geographical region. The E or S best performer assessment is based on the BNPP AM ESG scoring methodology. The methodology scores companies and assesses them against a peer group comprising companies in comparable sectors and geographical regions. A company with a contribution score above 10 on the Environmental or Social pillar qualifies as best performer. A company qualifying as sustainable investment through this criteria can for example contribute to the following objectives:

a. Environmental: fight against climate change, environmental risk management, sustainable management of natural resources, waste management, water management, GHG emissions reduction, renewable energy, sustainable agriculture, green infrastructure;

b. Social: health and safety, human capital management, good external stakeholder management (supply chain, contractors, data), business ethics preparedness, good corporate governance.

Green bonds, social bonds and sustainability bonds issued to support specific environmental and/or social projects are also qualified as sustainable investments provided that these debt securities receive an investment recommendation 'POSITIVE' or 'NEUTRAL' from the Sustainability Center following the issuer and underlying project assessment based on a proprietary Green/Social/Sustainability Bond Assessment methodology.

Companies identified as a sustainable investment should not significantly harm any other environmental or social objectives (the Do No Significant Harm 'DNSH' principle) and should follow good governance practices. BNP Paribas Asset Management (BNPP AM) uses its proprietary methodology to assess all companies against these requirements.

More information on the internal methodology can be found on the website of the investment manager: <https://docfinder.bnpparibas-am.com/api/files/14787511-CB33-49FC-B9B5-7E934948BE63>

Principal adverse impacts are the most significant negative impacts of investment decisions on sustainability factors relating to environmental, social and employee matters, respect for human rights, anti-corruption and anti-bribery matters.

● **How do the sustainable investments that the financial product partially intends to make, not cause significant harm to any environmental or social sustainable investment objective?**

Sustainable investments that the product partially intends to make should not significantly harm any environmental or social objective (DNSH Principle). In this respect, the investment manager commits to consider principal adverse impacts on sustainability factors by taking into account indicators for adverse impacts as defined in SFDR, and to not invest in companies that do not meet their fundamental obligations in line with the OECD Guidelines and the UN Guiding Principles on Business and Human Rights.

How have the indicators for adverse impacts on sustainability factors been taken into account?

The investment manager ensures that throughout its investment process, the financial product takes into all the account principal all the adverse impact indicators that are relevant to its investment strategy to select the sustainable investments that the financial product partially intends to make by systematically implementing the sustainable investment pillars defined in the BNP Paribas Asset Management Global Sustainability Strategy (GSS) into its investment process : RBC policy, ESG integration guidelines, Stewardship, the forward-looking vision the '3Es' (Energy transition, Environmental sustainability, Equality & Inclusive Growth).

The RBC policy establishes a common framework across investments and economic activities that help identify industries and behaviours presenting a high risk of adverse impacts in violation of international norms. As part of the RBC Policy, sector policies provide a tailored approach to identify and prioritize principal adverse impacts based on the nature of the economic activity, and in many cases, the geography in which these economic activities take place.

The ESG Integration Guidelines includes a series of commitments, which are material to consideration of principal adverse sustainability impacts, and guides the internal ESG integration process. The proprietary ESG scoring framework includes an assessment of a number of adverse sustainability impacts caused by companies in which we invest. Outcome of this assessment may impact the valuation models as well as the portfolio construction depending on the severity and materiality of adverse impacts identified.

Thus, the Investment Manager considers principal adverse sustainability impacts throughout the investment process through the use of the internal ESG scores and construction of the portfolio with an improved ESG profile compared to its investment universe.

The Forward-looking perspective defines a set of objectives and developed performance indicators to measure how the researches, portfolios and commitments are aligned on three issues, the '3Es' (Energy transition, Environmental sustainability, Equality & inclusive growth) and thus support investment processes.

Furthermore, the Stewardship team regularly identifies adverse impacts through ongoing research, collaboration with other long-term investors, and dialogue with NGOs and other experts.

As regards the sustainable investments that the financial product intends to make, the following principal adverse sustainability impacts are taken into account:

Corporate mandatory indicators:

1. GreenHouse Gas (GHG) Emissions

2. Carbon footprint
3. GHG intensity of investee companies
4. Exposure to companies active in the fossil fuel sector
5. Share of non-renewable energy consumption and production
6. Energy consumption intensity per high impact climate sector
7. Activities negatively affecting biodiversity sensitive areas
8. Emissions to water
9. Hazardous waste ratio
10. Violations of UN Global Compact principles and Organisation for Economic Cooperation and Development (OECD) Guidelines for Multinational Enterprises
11. Lack of processes and compliance mechanisms to monitor compliance with UN Global Compact principles and OECD Guidelines for Multinational Enterprises
12. Unadjusted gender pay gap
13. Board gender diversity
14. Exposure to controversial weapons (anti-personnel mines, cluster munitions, chemical weapons and biological weapons)

Corporate voluntary indicators:

Environment

4. Investments in companies without carbon emission reduction initiatives

Social

4. Lack of a supplier code of conduct
9. Lack of a human rights policy

Sovereign mandatory indicator:

15. GHG intensity
16. Investee countries subject to social violations

More detailed information on the manner in which principal adverse impacts on sustainability factors are considered can be found in the BNP PARIBAS ASSET MANAGEMENT SFDR disclosure statement:

<https://docfinder.bnpparibas-am.com/api/files/874ADAE2-3EE7-4AD4-B0ED-84FC06E090BF>

In addition, information on how the principal adverse impacts on sustainability factors have been considered over the year will be available in the annual report of the financial product.

How are the sustainable investments aligned with the OECD Guidelines for Multinational Enterprises and the UN Guiding Principles on Business and Human Rights?

The investment universe of the financial product is periodically screened with a view to identify issuers that are potentially in violation or at risk of violation of the UN Global Compact Principles, OECD Guidelines for Multinational Enterprises and UN Guiding Principles on Business & Human Rights, including the principles and rights set out in the eight fundamental conventions identified in the Declaration of the International Labour Organisation on Fundamental Principles and Rights at Work and the International Bill of Human Rights. This assessment is conducted within the BNPP AM Sustainability Centre on the basis of internal analysis and information provided by external experts, and in consultation with BNP Paribas Group CSR Team. If an issuer is found to be in serious and repeated violations of any of the principles, it will be placed on an 'exclusion list' and will not be available for investment. Existing investments should be divested from the portfolio according to an internal procedure. If an issuer is at risk of violating any of the principles, it is placed on a 'watch list' monitored, as appropriate.

The EU Taxonomy sets out a 'do not significant harm' principle by which Taxonomy-aligned investments should not significantly harm EU Taxonomy objectives and is accompanied by specific EU criteria.

The 'do no significant harm' principle applies only to those investments underlying the financial product that take into account the EU criteria for environmentally sustainable economic activities. The investments underlying the remaining portion of this financial product do not take into account the EU criteria for environmentally sustainable economic activities.

Any other sustainable investments must also not significantly harm any environmental or social objectives.





Does this financial product consider principal adverse impacts on sustainability factors?

Yes

The product considers principal adverse impacts on sustainability factors by systematically implementing the sustainable investment pillars defined in the GSS into its investment process. These pillars are covered by firm-wide policies that set criteria to identify, consider and prioritise as well as address or mitigate adverse sustainability impacts caused by issuers.

The RBC policy establishes a common framework across investments and economic activities that help identify industries and behaviours presenting a high risk of adverse impacts in violation of international norms. As part of the RBC Policy, sector policies provide a tailored approach to identify and prioritize principal adverse impacts based on the nature of the economic activity, and in many cases, the geography in which these economic activities take place.

The ESG Integration Guidelines includes a series of commitments, which are material to consideration of principal adverse sustainability impacts, and guides the internal ESG integration process. The proprietary ESG scoring framework includes an assessment of a number of adverse sustainability impacts caused by companies in which we invest. Outcome of this assessment may impact the valuation models as well as the portfolio construction depending on the severity and materiality of adverse impacts identified.

Thus, the Investment Manager considers principal adverse sustainability impacts throughout the investment process through the use of the internal ESG scores and construction of the portfolio with an improved ESG profile compared to its investment universe.

The Forward-looking perspective defines a set of objectives and developed performance indicators to measure how the researches, portfolios and commitments are aligned on three issues, the '3Es' (Energy transition, Environmental sustainability, Equality & inclusive growth) and thus support investment processes.

Furthermore, the Stewardship team regularly identifies adverse impacts through ongoing research, collaboration with other long-term investors, and dialogue with NGOs and other experts.

Actions to address or mitigate principal adverse sustainability impacts depend on the severity and materiality of these impacts. These actions are guided by the RBC Policy, ESG Integration Guidelines, and Engagement and Voting Policy which include the following provisions :

- Exclusion of issuers that are in violation of international norms and conventions and issuers that are involved in activities presenting an unacceptable risk to society and/or the environment
- Engagement with issuers with the aim of encouraging them to improve their environmental, social and governance practices and, thus, mitigate potential adverse impacts
- In case of equity holdings, voting at Annual General Meetings of companies the portfolio is invested in to promote good governance and advance environmental and social issues
- Ensuring all securities included in the portfolio have supportive ESG research
- Managing portfolios so that their aggregate ESG score is better than the relevant benchmark or universe

Based on the above approach, and depending on the composition of the financial product's portfolio (i.e. the type of issuer), the financial product considers and addresses or mitigates the following principal adverse sustainability impacts:

Corporate mandatory indicators:

1. GreenHouse Gas (GHG) Emissions
2. Carbon footprint
3. GHG intensity of investee companies
4. Exposure to companies active in the fossil fuel sector
5. Share of non-renewable energy consumption and production
6. Energy consumption intensity per high impact climate sector



7. Activities negatively affecting biodiversity sensitive areas
8. Emissions to water
9. Hazardous waste ratio
10. Violations of UN Global Compact principles and Organisation for Economic Cooperation and Development (OECD) Guidelines for Multinational Enterprises
11. Lack of processes and compliance mechanisms to monitor compliance with UN Global Compact principles and OECD Guidelines for Multinational Enterprises
12. Unadjusted gender pay gap
13. Board gender diversity
14. Exposure to controversial weapons (anti-personnel mines, cluster munitions, chemical weapons and biological weapons)

Corporate voluntary indicators:

Environment

4. Investments in companies without carbon emission reduction initiatives

Social

4. Lack of a supplier code of conduct
9. Lack of a human rights policy

Sovereign mandatory indicator:

15. GHG intensity
16. Investee countries subject to social violations

More detailed information on the manner in which principal adverse impacts on sustainability factors are considered can be found in the BNP PARIBAS ASSET MANAGEMENT SFDR disclosure statement: <https://docfinder.bnpparibas-am.com/api/files/874ADAE2-3EE7-4AD4-BOED-84FC06E090BF>
In addition, information on how the principal adverse impacts on sustainability factors have been considered over the year will be available in the annual report of the financial product.

No



What investment strategy does this financial product follow?

The investment strategy guides investment decisions based on factors such as investment objectives and risk tolerance.

To achieve the investment objective of the financial product, the investment manager takes into account at each step of its investment process the Environmental, Social and Governance (ESG) criteria that the financial product promotes.

The investment universe of the financial product is thoroughly screened with a view to identify issuers that are in violation of the UN Global Compact Principles, OECD Guidelines for Multinational Enterprises and UN Guiding Principles on Business & Human Rights.

Then the Investment Manager integrates ESG ratings and criteria into the assessment of issuers. ESG ratings are built by BNP Paribas Asset Management's Sustainability Centre using a proprietary ESG methodology.

The investment manager constantly integrates the binding elements of the investment strategy described in the question below to construct an investment portfolio with an improved ESG profile compared to its investment universe.

Environmental, social and governance (ESG) criteria contribute to, but are not a determining factor in, the manager's decision-making.

The elements of the investment strategy to attain the environmental or social characteristics promoted by this financial product as described below are systematically integrated throughout the investment process.

- **What are the binding elements of the investment strategy used to select the investments to attain each of the environmental or social characteristics promoted by this financial product?**

- The financial product shall comply with the RBC Policy by excluding companies involved in controversies due to poor practices related to human and labor rights, environment, and corruption, as well as



companies operating in sensitive sectors (tobacco, coal, controversial weapons, asbestos,...), as these companies are deemed to be in violation of international norms, or to cause unacceptable harm to society and/or the environment.

More information on the RBC Policy, and in particular criteria relating to sectoral exclusions, can be found on the website of the investment manager: Sustainability documents - BNPP AM Corporate English (<https://www.bnpparibas-am.com/sustainability-documents/>)

- The financial product shall have the weighted average ESG score of its portfolio higher than the weighted average ESG score of its investment universe, as defined in the Prospectus

- The financial product shall have at least 75% of its assets (excluding ancillary liquid assets) covered by the ESG analysis based on the ESG internal proprietary methodology

- The financial product shall invest at least 10% of its assets in 'sustainable investments' as defined in Article 2 (17) of the SFDR regulation. Criteria to qualify an investment as 'sustainable investment' are indicated in the above question 'What are the objectives of the sustainable investments that the financial product partially intends to make and does the sustainable investments contribute to such objectives' and the quantitative and qualitative thresholds are mentioned in the main part of the Prospectus

● What is the committed minimum rate to reduce the scope of the investments considered prior to the application of that investment strategy?

The financial product does not commit to a reduction of the scope of investments prior to the application of its investment strategy.

● What is the policy to assess good governance practices of the investee companies?

The ESG scoring framework assesses corporate governance through a core set of standard key performance indicators for all sectors supplemented by sector specific metrics. The governance metrics and indicators to assess good governance practices such as sound management structures, employee relations, remuneration of staff and tax compliance include but are not limited to:

- Separation of power (e.g. Split CEO/Chair)
- Board diversity
- Executive pay (remuneration policy)
- Board Independence, and key committees independence
- Accountability of directors
- Financial expertise of the Audit Committee
- Respect of shareholders rights and absence of antitakeover devices
- The presence of appropriate policies (i.e. Bribery and corruption, whistleblower)
- Tax disclosure
- An assessment of prior negative incidents relating to governance

The ESG analysis goes beyond the framework to look at a more qualitative assessment of how the insights from our ESG model are reflected in the culture and operations of investee companies. In some cases, the ESG analysts will conduct due diligence meetings to better understand the company's approach to corporate governance.

Good governance practices include sound management structures, employee relations, remuneration of staff and tax compliance.



What is the asset allocation planned for this financial product?

Asset allocation describes the share of investments in specific assets.

At least 70% of the investments of the financial product will be used to meet the environmental or social characteristics promoted, in accordance with the binding elements of the investment strategy of the financial product.

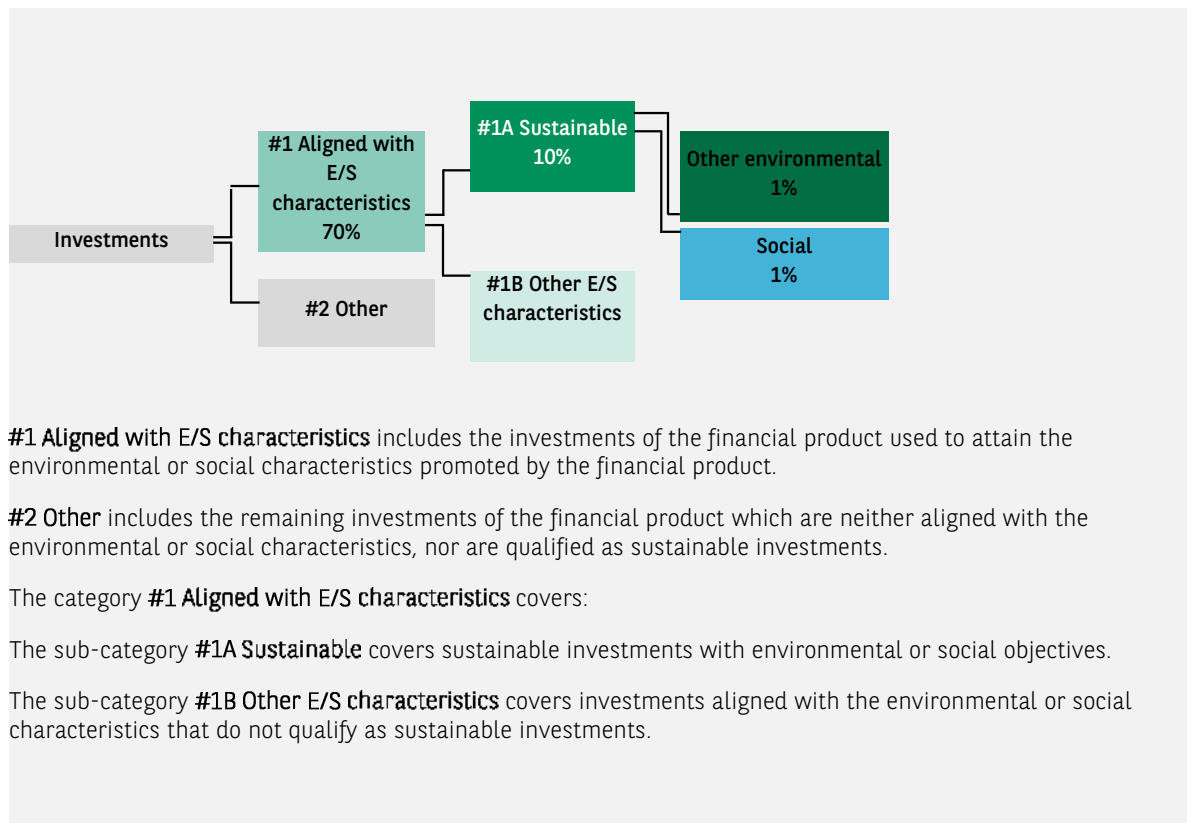
Taxonomy-aligned activities are expressed as a share of:

For the avoidance of doubt, such a proportion is solely a minimum and the exact percentage of the investments of the financial product that attained the promoted environmental or social characteristics will be available in the annual report.

The minimum proportion of sustainable investments of the financial product is 10%.

The remaining proportion of the investments is mainly used as described under the question: "What investments are included under "#2 Other", what is their purpose and are there any minimum environmental or social safeguards?"

- **turnover** reflecting the share of revenue from green activities of investee companies.
 - **capital expenditure** (CapEx) showing the green investments made by investee companies, e.g. for a transition to a green economy.
 - **operational expenditure** (OpEx) reflecting green operational activities of investee companies.



● **How does the use of derivatives attain the environmental or social characteristics promoted by the financial product?**

Financial derivative instruments may be used for efficient portfolio management, hedging and/or investment purposes, if applicable. These instruments are not used to attain the environmental or social characteristics promoted by the product.



To what minimum extent are sustainable investments with an environmental objective aligned with the EU Taxonomy?

Not applicable

● **Does the financial product invest in fossil gas and/or nuclear energy related activities that comply with the EU Taxonomy¹?**

Yes

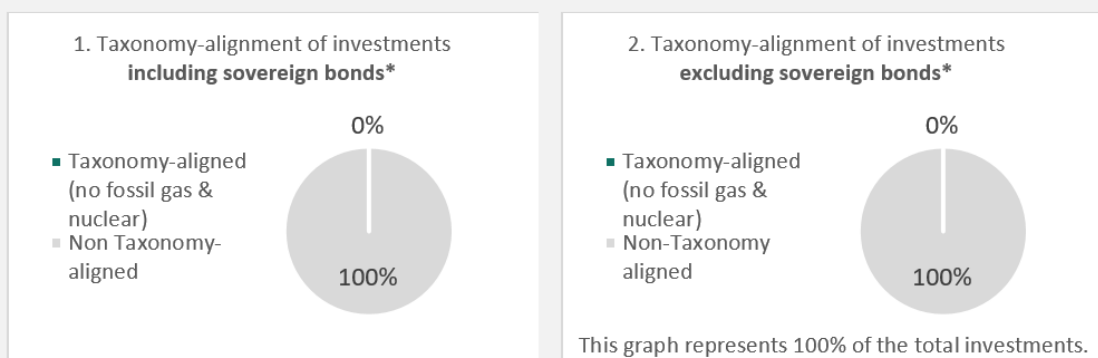
In fossil gas In Nuclear Energy

No

¹ - Fossil gas and/or nuclear related activities will only comply with the EU Taxonomy where they contribute to limiting climate change ("climate change mitigation") and do not significantly harm any EU Taxonomy objective - see explanatory note in the left hand margin. The full criteria for fossil gas and nuclear energy economic activities that comply with the EU Taxonomy are laid down in Commission Delegated Regulation (EU) 2022/1214.

Enabling activities directly enable other activities to make a substantial contribution to an environmental objective. **Transitional activities** are activities for which low-carbon alternatives are not yet available and among others have greenhouse gas emission levels corresponding to the best performance.

The two graphs below show in green the minimum percentage of investments that are aligned with the EU Taxonomy. As there is no appropriate methodology to determine the Taxonomy-alignment of sovereign bonds*, the first graph shows the Taxonomy-alignment in relation to all the investments of the financial product including sovereign bonds, while the second graph shows the Taxonomy-alignment only in relation to the investments of the financial product other than sovereign bonds.



* For the purpose of these graphs, 'sovereign bonds' consist of all sovereign exposures

● **What is the minimum share of investments in transitional and enabling activities?**

Not applicable

are sustainable investments with an environmental objective that **do not take into account the criteria** for environmentally sustainable economic activities under the EU Taxonomy.

● **What is the minimum share of sustainable investments with an environmental objective that are not aligned with the EU Taxonomy?**

The minimum share of sustainable investments with an environmental objective that are not aligned with the EU Taxonomy is 1%.

The minimum share is intentionally low as the objective of the investment manager is not to prevent the product from investing in taxonomy-aligned activities within the framework of the investment strategy of the product.

The Management Company is improving its Taxonomy-alignment data collection to ensure the accuracy and suitability of its Taxonomy sustainability-related disclosures. In the meantime, the financial product will invest in sustainable investments with an environmental objective that are not aligned with the EU Taxonomy.

● **What is the minimum share of socially sustainable investments?**

The minimum share of socially sustainable investments within the financial product is 1%.

● **What investments are included under '#2 Other', what is their purpose and are there any minimum environmental or social safeguards?**

The remaining proportion of the investments may include :

- The proportion of assets that are not used to meet the environmental or social characteristics promoted by the financial product. These assets are used for investment purposes, or
- Instruments which are mainly used for liquidity, efficient portfolio management, and/or hedging purposes, notably cash, deposits and derivatives

In any case, the investment manager will ensure that those investments are made while maintaining the

improvement of the ESG profile of the financial product. In addition, those investments are made in compliance with our internal processes, including the following minimum environmental or social safeguards:

- The risk management policy. The risk management policy comprises procedures as are necessary to enable the management company to assess for each financial product it manages the exposure of that product to market, liquidity, sustainability and counterparty risks. And

- The RBC policy, where applicable, through the exclusion of companies involved in controversies due to poor practices related to human and labour rights, environment, and corruption, as well as companies operating in sensitive sectors (tobacco, coal, controversial weapons, asbestos,...), as these companies are deemed to be in violation of international norms, or to cause unacceptable harm to society and/or the environment



Is a specific index designated as a reference benchmark to determine whether this financial product is aligned with the environmental and/or social characteristics that it promotes?

Reference benchmarks are indexes to measure whether the financial product attains the environmental or social characteristics that they promote.

No reference benchmark has been designated for the purpose of attaining the environmental or social characteristics promoted by the financial product.

- **How is the reference benchmark continuously aligned with each of the environmental or social characteristics promoted by the financial product?**

Not applicable

- **How is the alignment of the investment strategy with the methodology of the index ensured on a continuous basis?**

Not applicable

- **How does the designated index differ from a relevant broad market index?**

Not applicable

- **Where can the methodology used for the calculation of the designated index be found?**

Not applicable



Where can I find more product specific information online?

More product-specific information can be found on the website: <https://www.bnpparibas-am.com/> after choosing the relevant country and directly in the section 'Sustainability-related disclosures' dedicated to the product.

Template pre-contractual disclosure for the financial products referred to in Article 8, paragraphs 1, 2 and 2a, of Regulation (EU) 2019/2088 and Article 6, first paragraph, of Regulation (EU) 2020/852

Sustainable investment means an investment in an economic activity that contributes to an environmental or social objective, provided that the investment does not significantly harm any environmental or social objective and that the investee companies follow good governance practices.

The **EU Taxonomy** is a classification system laid down in Regulation (EU) 2020/852, establishing a list of **environmentally sustainable economic activities**. That Regulation does not lay down a list of socially sustainable economic activities. Sustainable investments with an environmental objective might be aligned with the Taxonomy or not.

Product name : **BNP PARIBAS FUNDS GLOBAL INFLATION-LINKED BOND**

Legal Entity Identifier : 549300S7589QFX0MGS37

Environmental and/or social characteristics

Does this financial product have a sustainable investment objective?

Yes
 No

<input type="checkbox"/> It will make a minimum of sustainable investments with an environmental objective: ____% <input type="checkbox"/> in economic activities that qualify as environmentally sustainable under the EU Taxonomy <input type="checkbox"/> in economic activities that do not qualify as environmentally sustainable under the EU Taxonomy <input type="checkbox"/> It will make a minimum of sustainable investments with a social objective: ____%	<input type="checkbox"/> It promotes Environmental/Social (E/S) characteristics and while it does not have as its objective a sustainable investment, it will have a minimum proportion of 0% of sustainable investments <input type="checkbox"/> with an environmental objective in economic activities that qualify as environmentally sustainable under the EU Taxonomy <input type="checkbox"/> with an environmental objective in economic activities that do not qualify as environmentally sustainable under the EU Taxonomy <input type="checkbox"/> with a social objective <input checked="" type="checkbox"/> It promotes E/S characteristics, but will not make any sustainable investments
---	---



What environmental and/or social characteristics are promoted by this financial product?

The financial product promotes environmental and social characteristics by assessing underlying investments against Environmental, Social, and Governance (ESG) criteria using an ESG internal proprietary methodology, and by investing in issuers that demonstrate good environmental, social and governance practices.

Sovereign issuers and agencies

The investment strategy selects sovereign issuers based on their performance across the environmental, social and governance pillars. The ESG performance of each country is assessed using an internal Sovereign ESG methodology that focuses on measuring governments' efforts to produce and preserve assets, goods, and services with high ESG values, according to their level of economic development. This involves evaluation of a country

against a combination of environmental, social and governance factors, which include but not limited to:

- Environmental: climate mitigation, biodiversity, energy efficiency, land resources, pollution
- Social: life conditions, economic inequality, education, employment, health infrastructure, human capital
- Governance: business rights, corruption, democratic life, political stability, security

BNP Paribas Asset Management's Global Sustainability Strategy places a strong emphasis on combatting climate change. Therefore, given the importance of sovereigns in addressing climate change, the internal Sovereign ESG methodology includes an additional scoring component that captures the country's contribution to progress towards the net-zero goals set out in the Paris Agreement. This additional scoring component reflects countries' commitment to future targets balanced by their current policies and their forward-looking physical climate risk exposure. It combines temperature alignment methodology for determining national contributions to climate change with an assessment of the laws and policies countries have in place for addressing climate change.

The investment manager also applies the BNP Paribas Group's sensitive countries framework, which includes restrictive measures on certain countries and/or activities that are considered as being particularly exposed to money laundering and terrorism financing related risks.

Corporate issuers

The investment strategy selects corporate issuers with good or improving ESG practices within their sector of activity. The ESG performance of an issuer is evaluated against a combination of environmental, social and governance factors which include but are not limited to:

- Environmental: energy efficiency, reduction of emissions of greenhouse gases (GHG), treatment of waste
- Social: respect of human rights and workers' rights, human resources management (workers' health and safety, diversity)
- Governance: Board of Directors independence, managers' remuneration, respect of minority shareholders rights

The exclusion criteria are applied with regard to issuers that are in violation of international norms and convention, or operate in sensitive sectors as defined by the Responsible Business Conduct Policy (RBC Policy).

Furthermore, the investment manager promotes better environmental and social outcomes through engagement with issuers and the exercise of voting rights according to the Stewardship policy, where applicable.

No reference benchmark has been designated for the purpose of attaining the environmental or social characteristics promoted by the financial product.

● What sustainability indicators are used to measure the attainment of each of the environmental or social characteristics promoted by this financial product?

The following sustainability indicators are used to measure the attainment of the environmental and social characteristics promoted by the financial product:

- The percentage of the portfolio compliant with the BNP Paribas Group's controversial countries framework and BNP Paribas Asset Management RBC Policy
- The percentage of the portfolio covered by ESG analysis based on the ESG internal proprietary methodology
- The weighted average ESG score of the portfolio compared to the weighted average ESG score of its investment universe, as defined in the Prospectus

● What are the objectives of the sustainable investments that the financial product partially intends to make and how does the sustainable investment contribute to such objectives?

The financial product does not intend to make any sustainable investment.

Sustainability indicators measure how the environmental or social characteristics promoted by the financial product are attained.



Principal adverse impacts are the most significant negative impacts of investment decisions on sustainability factors relating to environmental, social and employee matters, respect for human rights, anti-corruption and anti-bribery matters.

● **How do the sustainable investments that the financial product partially intends to make, not cause significant harm to any environmental or social sustainable investment objective?**

The financial product does not intend to make any sustainable investment.

How have the indicators for adverse impacts on sustainability factors been taken into account?

Not applicable

How are the sustainable investments aligned with the OECD Guidelines for Multinational Enterprises and the UN Guiding Principles on Business and Human Rights?

Not applicable

The EU Taxonomy sets out a 'do not significant harm' principle by which Taxonomy-aligned investments should not significantly harm EU Taxonomy objectives and is accompanied by specific EU criteria.

The 'do no significant harm' principle applies only to those investments underlying the financial product that take into account the EU criteria for environmentally sustainable economic activities. The investments underlying the remaining portion of this financial product do not take into account the EU criteria for environmentally sustainable economic activities.

Any other sustainable investments must also not significantly harm any environmental or social objectives.



Does this financial product consider principal adverse impacts on sustainability factors?

Yes

The product considers principal adverse impacts on sustainability factors by systematically implementing the sustainable investment pillars defined in the GSS into its investment process. These pillars are covered by firm-wide policies that set criteria to identify, consider and prioritise as well as address or mitigate adverse sustainability impacts caused by issuers.

The RBC policy establishes a common framework across investments and economic activities that help identify industries and behaviours presenting a high risk of adverse impacts in violation of international norms. As part of the RBC Policy, sector policies provide a tailored approach to identify and prioritize principal adverse impacts based on the nature of the economic activity, and in many cases, the geography in which these economic activities take place.

The ESG Integration Guidelines includes a series of commitments, which are material to consideration of principal adverse sustainability impacts, and guides the internal ESG integration process. The proprietary ESG scoring framework includes an assessment of a number of adverse sustainability impacts caused by companies in which we invest. Outcome of this assessment may impact the valuation models as well as the portfolio construction depending on the severity and materiality of adverse impacts identified.

Thus, the Investment Manager considers principal adverse sustainability impacts throughout the investment process through the use of the internal ESG scores and construction of the portfolio with an improved ESG profile compared to its investment universe.

The Forward-looking perspective defines a set of objectives and developed performance indicators to measure how the researches, portfolios and commitments are aligned on three issues, the '3Es' (Energy transition, Environmental sustainability, Equality & inclusive growth) and thus support investment processes.

Furthermore, the Stewardship team regularly identifies adverse impacts through ongoing research, collaboration with other long-term investors, and dialogue with NGOs and other experts.

Actions to address or mitigate principal adverse sustainability impacts depend on the severity and materiality of these impacts. These actions are guided by the RBC Policy, ESG Integration Guidelines, and Engagement and Voting Policy which include the following provisions :

- Exclusion of issuers that are in violation of international norms and conventions and issuers that are involved in activities presenting an unacceptable risk to society and/or the environment
- Engagement with issuers with the aim of encouraging them to improve their environmental, social and governance practices and, thus, mitigate potential adverse impacts
- In case of equity holdings, voting at Annual General Meetings of companies the portfolio is invested in to promote good governance and advance environmental and social issues
- Ensuring all securities included in the portfolio have supportive ESG research
- Managing portfolios so that their aggregate ESG score is better than the relevant benchmark or universe

Based on the above approach, and depending on the composition of the financial product's portfolio (i.e. the type of issuer), the financial product considers and addresses or mitigates the following principal adverse sustainability impacts:

Corporate mandatory indicators:

1. GreenHouse Gas (GHG) Emissions
2. Carbon footprint
3. GHG intensity of investee companies
4. Exposure to companies active in the fossil fuel sector
5. Share of non-renewable energy consumption and production
6. Energy consumption intensity per high impact climate sector



7. Activities negatively affecting biodiversity sensitive areas
8. Emissions to water
9. Hazardous waste ratio
10. Violations of UN Global Compact principles and Organisation for Economic Cooperation and Development (OECD) Guidelines for Multinational Enterprises
11. Lack of processes and compliance mechanisms to monitor compliance with UN Global Compact principles and OECD Guidelines for Multinational Enterprises
12. Unadjusted gender pay gap
13. Board gender diversity
14. Exposure to controversial weapons (anti-personnel mines, cluster munitions, chemical weapons and biological weapons)

Corporate voluntary indicators:

Environment

4. Investments in companies without carbon emission reduction initiatives

Social

4. Lack of a supplier code of conduct
9. Lack of a human rights policy

Sovereign mandatory indicator:

15. GHG intensity
16. Investee countries subject to social violations

More detailed information on the manner in which principal adverse impacts on sustainability factors are considered can be found in the BNP PARIBAS ASSET MANAGEMENT SFDR disclosure statement: <https://docfinder.bnpparibas-am.com/api/files/874ADAE2-3EE7-4AD4-BOED-84FC06E090BF>
In addition, information on how the principal adverse impacts on sustainability factors have been considered over the year will be available in the annual report of the financial product.

No



What investment strategy does this financial product follow?

The investment strategy guides investment decisions based on factors such as investment objectives and risk tolerance.

To achieve the investment objective of the financial product, the investment manager takes into account at each step of its investment process the Environmental, Social and Governance (ESG) criteria that the financial product promotes.

The investment universe of the financial product is thoroughly screened with a view to identify issuers that are in violation of the UN Global Compact Principles, OECD Guidelines for Multinational Enterprises and UN Guiding Principles on Business & Human Rights.

Then the Investment Manager integrates ESG ratings and criteria into the assessment of issuers. ESG ratings are built by BNP Paribas Asset Management's Sustainability Centre using a proprietary ESG methodology.

The investment manager constantly integrates the binding elements of the investment strategy described in the question below to construct an investment portfolio with an improved ESG profile compared to its investment universe.

Environmental, social and governance (ESG) criteria contribute to, but are not a determining factor in, the manager's decision-making.

The elements of the investment strategy to attain the environmental or social characteristics promoted by this financial product as described below are systematically integrated throughout the investment process.

- **What are the binding elements of the investment strategy used to select the investments to attain each of the environmental or social characteristics promoted by this financial product?**

- The financial product shall comply with the BNP Paribas Group's controversial countries framework and BNP Paribas Asset Management RBC Policy by excluding companies involved in controversies due to poor



practices related to human and labor rights, environment, and corruption, as well as companies operating in sensitive sectors (tobacco, coal, controversial weapons, asbestos,...), as these companies are deemed to be in violation of international norms, or to cause unacceptable harm to society and/or the environment.

More information on the RBC Policy, and in particular criteria relating to sectoral exclusions, can be found on the website of the investment manager: Sustainability documents - BNPP AM Corporate English (<https://www.bnpparibas-am.com/sustainability-documents/>)

- The financial product shall have the weighted average ESG score of its portfolio higher than the weighted average ESG score of its investment universe, as defined in the Prospectus

- The financial product shall have at least 90% of its assets (excluding ancillary liquid assets) covered by the ESG analysis based on the ESG internal proprietary methodology

● **What is the committed minimum rate to reduce the scope of the investments considered prior to the application of that investment strategy?**

The financial product does not commit to a reduction of the scope of investments prior to the application of its investment strategy.

● **What is the policy to assess good governance practices of the investee companies?**

The ESG scoring framework assesses corporate governance through a core set of standard key performance indicators for all sectors supplemented by sector specific metrics. The governance metrics and indicators to assess good governance practices such as sound management structures, employee relations, remuneration of staff and tax compliance include but are not limited to:

- Separation of power (e.g. Split CEO/Chair)
- Board diversity
- Executive pay (remuneration policy)
- Board Independence, and key committees independence
- Accountability of directors
- Financial expertise of the Audit Committee
- Respect of shareholders rights and absence of antitakeover devices
- The presence of appropriate policies (i.e. Bribery and corruption, whistleblower)
- Tax disclosure
- An assessment of prior negative incidents relating to governance

The ESG analysis goes beyond the framework to look at a more qualitative assessment of how the insights from our ESG model are reflected in the culture and operations of investee companies. In some cases, the ESG analysts will conduct due diligence meetings to better understand the company's approach to corporate governance.

Good governance practices include sound management structures, employee relations, remuneration of staff and tax compliance.



What is the asset allocation planned for this financial product?

Asset allocation describes the share of investments in specific assets.

At least 50% of the investments of the financial product will be used to meet the environmental or social characteristics promoted, in accordance with the binding elements of the investment strategy of the financial product.

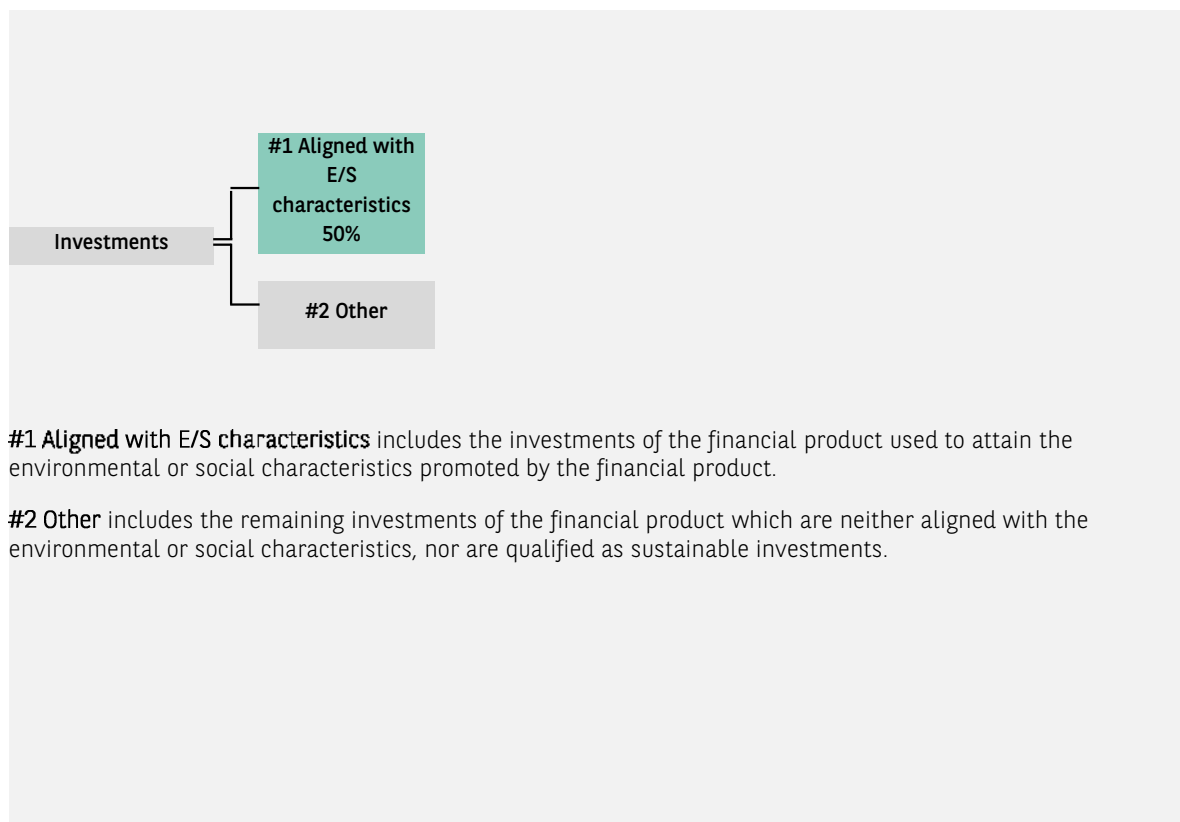
For the avoidance of doubt, such a proportion is solely a minimum and the exact percentage of the investments of the financial product that attained the promoted environmental or social characteristics will be available in the annual report.

The minimum proportion of sustainable investments of the financial product is 0%.

The remaining proportion of the investments is mainly used as described under the question: "What investments are included under "#2 Other", what is their purpose and are there any minimum environmental or social safeguards?"

Taxonomy-aligned activities are expressed as a share of:
- **turnover** reflecting the share of revenue from green activities of investee companies.

- **capital expenditure** (CapEx) showing the green investments made by investee companies, e.g. for a transition to a green economy.
 - **operational expenditure** (OpEx) reflecting green operational activities of investee companies.



#1 Aligned with E/S characteristics includes the investments of the financial product used to attain the environmental or social characteristics promoted by the financial product.

#2 Other includes the remaining investments of the financial product which are neither aligned with the environmental or social characteristics, nor are qualified as sustainable investments.

● **How does the use of derivatives attain the environmental or social characteristics promoted by the financial product?**

Financial derivative instruments may be used for efficient portfolio management, hedging and/or investment purposes, if applicable. These instruments are not used to attain the environmental or social characteristics promoted by the product.



To what minimum extent are sustainable investments with an environmental objective aligned with the EU Taxonomy?

To comply with the EU Taxonomy, the criteria for **fossil gas** include limitations on emissions and switching to renewable power or low-carbon fuels by the end of 2035. For **nuclear energy**, the criteria include comprehensive safety and waste management rules.

● **Does the financial product invest in fossil gas and/or nuclear energy related activities that comply with the EU Taxonomy¹?**

Yes

In fossil gas In Nuclear Energy

No

¹ -Fossil gas and/or nuclear related activities will only comply with the EU Taxonomy where they contribute to limiting climate change ("climate change mitigation") and do not significantly harm any EU Taxonomy objective - see explanatory note in the left hand margin. The full criteria for fossil gas and nuclear energy economic activities that comply with the EU Taxonomy are laid down in Commission Delegated Regulation (EU) 2022/1214.

Enabling activities directly enable other activities to make a substantial contribution to an environmental objective. **Transitional activities** are activities for which low-carbon alternatives are not yet available and among others have greenhouse gas emission levels corresponding to the best performance.

The two graphs below show in green the minimum percentage of investments that are aligned with the EU Taxonomy. As there is no appropriate methodology to determine the Taxonomy-alignment of sovereign bonds*, the first graph shows the Taxonomy-alignment in relation to all the investments of the financial product including sovereign bonds, while the second graph shows the Taxonomy-alignment only in relation to the investments of the financial product other than sovereign bonds.



* For the purpose of these graphs, 'sovereign bonds' consist of all sovereign exposures

● **What is the minimum share of investments in transitional and enabling activities?**

Not applicable

are sustainable investments with an environmental objective that **do not take into account the criteria** for environmentally sustainable economic activities under the EU Taxonomy.

● **What is the minimum share of sustainable investments with an environmental objective that are not aligned with the EU Taxonomy?**

Not applicable

● **What is the minimum share of socially sustainable investments?**

Not applicable

● **What investments are included under '#2 Other', what is their purpose and are there any minimum environmental or social safeguards?**

The remaining proportion of the investments may include :

- The proportion of assets that are not used to meet the environmental or social characteristics promoted by the financial product. These assets are used for investment purposes, or
- Instruments which are mainly used for liquidity, efficient portfolio management, and/or hedging purposes, notably cash, deposits and derivatives

In any case, the investment manager will ensure that those investments are made while maintaining the improvement of the ESG profile of the financial product. In addition, those investments are made in compliance with our internal processes, including the following minimum environmental or social safeguards:

- The risk management policy. The risk management policy comprises procedures as are necessary to enable the management company to assess for each financial product it manages the exposure of that product to market, liquidity, sustainability and counterparty risks. And
- The RBC policy, where applicable, through the exclusion of companies involved in controversies due to poor

practices related to human and labour rights, environment, and corruption, as well as companies operating in sensitive sectors (tobacco, coal, controversial weapons, asbestos,...), as these companies are deemed to be in violation of international norms, or to cause unacceptable harm to society and/or the environment



Is a specific index designated as a reference benchmark to determine whether this financial product is aligned with the environmental and/or social characteristics that it promotes?

Reference benchmarks are indexes to measure whether the financial product attains the environmental or social characteristics that they promote.

No reference benchmark has been designated for the purpose of attaining the environmental or social characteristics promoted by the financial product.

- **How is the reference benchmark continuously aligned with each of the environmental or social characteristics promoted by the financial product?**

Not applicable

- **How is the alignment of the investment strategy with the methodology of the index ensured on a continuous basis?**

Not applicable

- **How does the designated index differ from a relevant broad market index?**

Not applicable

- **Where can the methodology used for the calculation of the designated index be found?**

Not applicable



Where can I find more product specific information online?

More product-specific information can be found on the website: <https://www.bnpparibas-am.com/> after choosing the relevant country and directly in the section 'Sustainability-related disclosures' dedicated to the product.

Template pre-contractual disclosure for the financial products referred to in Article 8, paragraphs 1, 2 and 2a, of Regulation (EU) 2019/2088 and Article 6, first paragraph, of Regulation (EU) 2020/852

Product name : **BNP Paribas Funds Global Megatrends**

Legal Entity Identifier : 213800BX2E8L7D6KBV40

Sustainable investment means an investment in an economic activity that contributes to an environmental or social objective, provided that the investment does not significantly harm any environmental or social objective and that the investee companies follow good governance practices.

The **EU Taxonomy** is a classification system laid down in Regulation (EU) 2020/852, establishing a list of **environmentally sustainable economic activities**. That Regulation does not lay down a list of socially sustainable economic activities. Sustainable investments with an environmental objective might be aligned with the Taxonomy or not.

Environmental and/or social characteristics

Does this financial product have a sustainable investment objective?	
<input checked="" type="radio"/> <input type="radio"/> Yes	<input checked="" type="radio"/> <input type="radio"/> No
<input type="checkbox"/> It will make a minimum of sustainable investments with an environmental objective: ____%	<input checked="" type="checkbox"/> It promotes Environmental/Social (E/S) characteristics and while it does not have as its objective a sustainable investment, it will have a minimum proportion of 35% of sustainable investments
<input type="checkbox"/> in economic activities that qualify as environmentally sustainable under the EU Taxonomy	<input type="checkbox"/> with an environmental objective in economic activities that qualify as environmentally sustainable under the EU Taxonomy
<input type="checkbox"/> in economic activities that do not qualify as environmentally sustainable under the EU Taxonomy	<input checked="" type="checkbox"/> with an environmental objective in economic activities that do not qualify as environmentally sustainable under the EU Taxonomy
<input type="checkbox"/> It will make a minimum of sustainable investments with a social objective: ____%	<input checked="" type="checkbox"/> with a social objective
	<input type="checkbox"/> It promotes E/S characteristics, but will not make any sustainable investments



What environmental and/or social characteristics are promoted by this financial product?

The financial product promotes environmental and social characteristics by assessing underlying investments against Environmental, Social, and Governance (ESG) criteria using an ESG internal proprietary methodology, and by investing in issuers that demonstrate good environmental and social practices, while implementing robust corporate governance practices within their sector of activity.

The ESG performance of an issuer is evaluated against a combination of environmental, social and governance factors which include but are not limited to:

- Environmental: energy efficiency, reduction of emissions of greenhouse gases (GHG), treatment of waste

- Social: respect of human rights and workers' rights, human resources management (workers' health and safety, diversity)

- Governance: Board of Directors independence, managers' remuneration, respect of minority shareholders rights

The exclusion criteria are applied with regard to issuers that are in violation of international norms and convention, or operate in sensitive sectors as defined by the Responsible Business Conduct Policy (RBC Policy).

Furthermore, the investment manager promotes better environmental and social outcomes through engagement with issuers and the exercise of voting rights according to the Stewardship policy, where applicable.

No reference benchmark has been designated for the purpose of attaining the environmental or social characteristics promoted by the financial product.

Sustainability Indicators measure how the environmental or social characteristics promoted by the financial product are attained.

● **What sustainability indicators are used to measure the attainment of each of the environmental or social characteristics promoted by this financial product?**

The following sustainability indicators are used to measure the attainment of the environmental and social characteristics promoted by the financial product:

- The percentage of the financial product's portfolio compliant with the RBC Policy
- The percentage of the financial product's portfolio covered by ESG analysis based on the ESG internal proprietary methodology
- The weighted average ESG score of the financial product's portfolio compared to the weighted average ESG score of its investment universe, as defined in the Prospectus
- The percentage of the financial product's portfolio invested in 'sustainable investments' as defined in Article 2 (17) of the SFDR regulation

● **What are the objectives of the sustainable investments that the financial product partially intends to make and how does the sustainable investment contribute to such objectives?**

The objectives of the sustainable investments made by the financial product are to finance companies that contribute to environmental and/or social objectives through their products and services, as well as their sustainable practices.

The internal methodology, as defined in the main part of the Prospectus, integrates several criteria into its definition of sustainable investments that are considered to be core components to qualify a company as sustainable. These criteria are complementary to each other. In practice, a company must meet at least one of the criteria described below in order to be considered as contributing to an environmental or social objective:

1. A company with an economic activity aligned with the EU Taxonomy objectives. A company can be qualified as sustainable investment in case it has more than 20% of its revenues aligned with the EU Taxonomy. A company qualifying as sustainable investment through this criteria can for example contribute to the following environmental objectives: sustainable forestry, environmental restoration, sustainable manufacturing, renewable energy, water supply, sewerage, waste management and remediation, sustainable transportation, sustainable buildings, sustainable information and technology, scientific research for sustainable development;
2. A company with an economic activity contributing to one or more United Nations Sustainable Development goals (UN SDG) targets. A company can be qualified as sustainable investment in case it has more than 20% of its revenues aligned with the SDGs and less than 20% of its revenues misaligned with the UN SDGs. A company qualifying as sustainable investment through this criteria can for example contribute to the following objectives:
 - a. Environmental: sustainable agriculture, sustainable management of water and sanitation, sustainable and modern energy, sustainable economic growth, sustainable infrastructure, sustainable cities, sustainable consumption and production patterns, fight against climate change, conservation and sustainable use of oceans, seas and marine resources, protection, restoration and sustainable use of

terrestrial ecosystems, sustainable management of forests, fight against desertification, land degradation and biodiversity loss;

b. Social: no poverty, zero hunger, food security, healthy lives and well-being at all ages, inclusive and equitable quality education and lifelong learning opportunities, gender equality, women and girls empowerment, availability of water and sanitation, access to affordable, reliable and modern energy, inclusive and sustainable economic growth, full and productive employment and decent work, resilient infrastructure, inclusive and sustainable industrialization, reduced inequality, inclusive, safe and resilient cities and human settlements, peaceful and inclusive societies, access to justice and effective, accountable and inclusive institutions, global partnership for sustainable development.

3. A company operating in a high GHG emission sector that is transitioning its business model to align with the objective of maintaining the global temperature rise below 1.5°C. A company qualifying as sustainable investment through this criteria can for example contribute to the following environmental objectives: GHG emissions reduction, fight against climate change;

4. A company with best-in-class environmental or social practices compared to its peers within the relevant sector and geographical region. The E or S best performer assessment is based on the BNPP AM ESG scoring methodology. The methodology scores companies and assesses them against a peer group comprising companies in comparable sectors and geographical regions. A company with a contribution score above 10 on the Environmental or Social pillar qualifies as best performer. A company qualifying as sustainable investment through this criteria can for example contribute to the following objectives:

a. Environmental: fight against climate change, environmental risk management, sustainable management of natural resources, waste management, water management, GHG emissions reduction, renewable energy, sustainable agriculture, green infrastructure;

b. Social: health and safety, human capital management, good external stakeholder management (supply chain, contractors, data), business ethics preparedness, good corporate governance.

Green bonds, social bonds and sustainability bonds issued to support specific environmental and/or social projects are also qualified as sustainable investments provided that these debt securities receive an investment recommendation 'POSITIVE' or 'NEUTRAL' from the Sustainability Center following the issuer and underlying project assessment based on a proprietary Green/Social/Sustainability Bond Assessment methodology.

Companies identified as a sustainable investment should not significantly harm any other environmental or social objectives (the Do No Significant Harm 'DNSH' principle) and should follow good governance practices. BNP Paribas Asset Management (BNPP AM) uses its proprietary methodology to assess all companies against these requirements.

More information on the internal methodology can be found on the website of the investment manager: <https://docfinder.bnpparibas-am.com/api/files/14787511-CB33-49FC-B9B5-7E934948BE63>

● **How do the sustainable investments that the financial product partially intends to make, not cause significant harm to any environmental or social sustainable investment objective?**

Sustainable investments that the product partially intends to make should not significantly harm any environmental or social objective (DNSH Principle). In this respect, the investment manager commits to consider principal adverse impacts on sustainability factors by taking into account indicators for adverse impacts as defined in SFDR, and to not invest in companies that do not meet their fundamental obligations in line with the OECD Guidelines and the UN Guiding Principles on Business and Human Rights.

How have the indicators for adverse impacts on sustainability factors been taken into account?

The investment manager ensures that throughout its investment process, the financial product takes into all the account principal all the adverse impact indicators that are relevant to its investment strategy to select the sustainable investments that the financial product partially intends to make by systematically implementing the sustainable investment pillars defined in

Principal adverse impacts are the most significant negative impacts of investment decisions on sustainability factors relating to environmental, social and employee matters, respect for human rights, anti-corruption and anti-bribery matters.

the BNP Paribas Asset Management Global Sustainability Strategy (GSS) into its investment process : RBC policy, ESG integration guidelines, Stewardship, the forward-looking vision the '3Es' (Energy transition, Environmental sustainability, Equality & Inclusive Growth).

The RBC policy establishes a common framework across investments and economic activities that help identify industries and behaviours presenting a high risk of adverse impacts in violation of international norms. As part of the RBC Policy, sector policies provide a tailored approach to identify and prioritize principal adverse impacts based on the nature of the economic activity, and in many cases, the geography in which these economic activities take place.

The ESG Integration Guidelines includes a series of commitments, which are material to consideration of principal adverse sustainability impacts, and guides the internal ESG integration process. The proprietary ESG scoring framework includes an assessment of a number of adverse sustainability impacts caused by companies in which we invest. Outcome of this assessment may impact the valuation models as well as the portfolio construction depending on the severity and materiality of adverse impacts identified.

Thus, the Investment Manager considers principal adverse sustainability impacts throughout the investment process through the use of the internal ESG scores and construction of the portfolio with an improved ESG profile compared to its investment universe.

The Forward-looking perspective defines a set of objectives and developed performance indicators to measure how the researches, portfolios and commitments are aligned on three issues, the '3Es' (Energy transition, Environmental sustainability, Equality & inclusive growth) and thus support investment processes.

Furthermore, the Stewardship team regularly identifies adverse impacts through ongoing research, collaboration with other long-term investors, and dialogue with NGOs and other experts.

As regards the sustainable investments that the financial product intends to make, the following principal adverse sustainability impacts are taken into account:

Corporate mandatory indicators:

1. GreenHouse Gas (GHG) Emissions
2. Carbon footprint
3. GHG intensity of investee companies
4. Exposure to companies active in the fossil fuel sector
5. Share of non-renewable energy consumption and production
6. Energy consumption intensity per high impact climate sector
7. Activities negatively affecting biodiversity sensitive areas
8. Emissions to water
9. Hazardous waste ratio
10. Violations of UN Global Compact principles and Organisation for Economic Cooperation and Development (OECD) Guidelines for Multinational Enterprises
11. Lack of processes and compliance mechanisms to monitor compliance with UN Global Compact principles and OECD Guidelines for Multinational Enterprises
12. Unadjusted gender pay gap
13. Board gender diversity
14. Exposure to controversial weapons (anti-personnel mines, cluster munitions, chemical weapons and biological weapons)

Corporate voluntary indicators:

Environment

4. Investments in companies without carbon emission reduction initiatives

Social

4. Lack of a supplier code of conduct
9. Lack of a human rights policy

Sovereign mandatory indicator:

15. GHG intensity
16. Investee countries subject to social violations

More detailed information on the manner in which principal adverse impacts on sustainability factors are considered can be found in the BNP PARIBAS ASSET MANAGEMENT SFDR disclosure statement:

<https://docfinder.bnpparibas-am.com/api/files/874ADAE2-3EE7-4AD4-B0ED-84FC06E090BF>

In addition, information on how the principal adverse impacts on sustainability factors have been considered over the year will be available in the annual report of the financial product.

How are the sustainable investments aligned with the OECD Guidelines for Multinational Enterprises and the UN Guiding Principles on Business and Human Rights?

The investment universe of the financial product is periodically screened with a view to identify issuers that are potentially in violation or at risk of violation of the UN Global Compact Principles, OECD Guidelines for Multinational Enterprises and UN Guiding Principles on Business & Human Rights, including the principles and rights set out in the eight fundamental conventions identified in the Declaration of the International Labour Organisation on Fundamental Principles and Rights at Work and the International Bill of Human Rights. This assessment is conducted within the BNPP AM Sustainability Centre on the basis of internal analysis and information provided by external experts, and in consultation with BNP Paribas Group CSR Team. If an issuer is found to be in serious and repeated violations of any of the principles, it will be placed on an 'exclusion list' and will not be available for investment. Existing investments should be divested from the portfolio according to an internal procedure. If an issuer is at risk of violating any of the principles, it is placed on a 'watch list' monitored, as appropriate.

The EU Taxonomy sets out a 'do not significant harm' principle by which Taxonomy-aligned investments should not significantly harm EU Taxonomy objectives and is accompanied by specific EU criteria.

The 'do no significant harm' principle applies only to those investments underlying the financial product that take into account the EU criteria for environmentally sustainable economic activities. The investments underlying the remaining portion of this financial product do not take into account the EU criteria for environmentally sustainable economic activities.

Any other sustainable investments must also not significantly harm any environmental or social objectives.



Does this financial product consider principal adverse impacts on sustainability factors?

Yes

The product considers principal adverse impacts on sustainability factors by systematically implementing the sustainable investment pillars defined in the GSS into its investment process. These pillars are covered by firm-wide policies that set criteria to identify, consider and prioritise as well as address or mitigate adverse sustainability impacts caused by issuers.

The RBC policy establishes a common framework across investments and economic activities that help identify industries and behaviours presenting a high risk of adverse impacts in violation of international norms. As part of the RBC Policy, sector policies provide a tailored approach to identify and prioritize principal adverse impacts based on the nature of the economic activity, and in many cases, the geography in which these economic activities take place.

The ESG Integration Guidelines includes a series of commitments, which are material to consideration of principal adverse sustainability impacts, and guides the internal ESG integration process. The proprietary ESG scoring framework includes an assessment of a number of adverse sustainability impacts caused by companies in which we invest. Outcome of this assessment may impact the valuation models as well as the portfolio construction depending on the severity and materiality of adverse impacts identified.

Thus, the Investment Manager considers principal adverse sustainability impacts throughout the investment process through the use of the internal ESG scores and construction of the portfolio with an improved ESG profile compared to its investment universe.

The Forward-looking perspective defines a set of objectives and developed performance indicators to measure how the researches, portfolios and commitments are aligned on three issues, the '3Es' (Energy transition, Environmental sustainability, Equality & inclusive growth) and thus support investment processes.

Furthermore, the Stewardship team regularly identifies adverse impacts through ongoing research, collaboration with other long-term investors, and dialogue with NGOs and other experts.

Actions to address or mitigate principal adverse sustainability impacts depend on the severity and materiality of these impacts. These actions are guided by the RBC Policy, ESG Integration Guidelines, and Engagement and Voting Policy which include the following provisions :

- Exclusion of issuers that are in violation of international norms and conventions and issuers that are involved in activities presenting an unacceptable risk to society and/or the environment
- Engagement with issuers with the aim of encouraging them to improve their environmental, social and governance practices and, thus, mitigate potential adverse impacts
- In case of equity holdings, voting at Annual General Meetings of companies the portfolio is invested in to promote good governance and advance environmental and social issues
- Ensuring all securities included in the portfolio have supportive ESG research
- Managing portfolios so that their aggregate ESG score is better than the relevant benchmark or universe

Based on the above approach, and depending on the composition of the financial product's portfolio (i.e. the type of issuer), the financial product considers and addresses or mitigates the following principal adverse sustainability impacts:

Corporate mandatory indicators:

1. GreenHouse Gas (GHG) Emissions
2. Carbon footprint
3. GHG intensity of investee companies
4. Exposure to companies active in the fossil fuel sector
5. Share of non-renewable energy consumption and production
6. Energy consumption intensity per high impact climate sector



7. Activities negatively affecting biodiversity sensitive areas
8. Emissions to water
9. Hazardous waste ratio
10. Violations of UN Global Compact principles and Organisation for Economic Cooperation and Development (OECD) Guidelines for Multinational Enterprises
11. Lack of processes and compliance mechanisms to monitor compliance with UN Global Compact principles and OECD Guidelines for Multinational Enterprises
12. Unadjusted gender pay gap
13. Board gender diversity
14. Exposure to controversial weapons (anti-personnel mines, cluster munitions, chemical weapons and biological weapons)

Corporate voluntary indicators:

Environment

4. Investments in companies without carbon emission reduction initiatives

Social

4. Lack of a supplier code of conduct
9. Lack of a human rights policy

Sovereign mandatory indicator:

15. GHG intensity
16. Investee countries subject to social violations

More detailed information on the manner in which principal adverse impacts on sustainability factors are considered can be found in the BNP PARIBAS ASSET MANAGEMENT SFDR disclosure statement: <https://docfinder.bnpparibas-am.com/api/files/874ADAE2-3EE7-4AD4-BOED-84FC06E090BF>
In addition, information on how the principal adverse impacts on sustainability factors have been considered over the year will be available in the annual report of the financial product.

No



What investment strategy does this financial product follow?

The investment strategy guides investment decisions based on factors such as investment objectives and risk tolerance.

To achieve the investment objective of the financial product, the investment manager takes into account at each step of its investment process the Environmental, Social and Governance (ESG) criteria that the financial product promotes.

The investment universe of the financial product is thoroughly screened with a view to identify issuers that are in violation of the UN Global Compact Principles, OECD Guidelines for Multinational Enterprises and UN Guiding Principles on Business & Human Rights.

Then the Investment Manager integrates ESG ratings and criteria into the assessment of issuers. ESG ratings are built by BNP Paribas Asset Management's Sustainability Centre using a proprietary ESG methodology.

The investment manager constantly integrates the binding elements of the investment strategy described in the question below to construct an investment portfolio with an improved ESG profile compared to its investment universe.

Environmental, social and governance (ESG) criteria contribute to, but are not a determining factor in, the manager's decision-making.

The elements of the investment strategy to attain the environmental or social characteristics promoted by this financial product as described below are systematically integrated throughout the investment process.

- **What are the binding elements of the investment strategy used to select the investments to attain each of the environmental or social characteristics promoted by this financial product?**

- The financial product shall comply with the RBC Policy by excluding companies involved in controversies due to poor practices related to human and labor rights, environment, and corruption, as well as

companies operating in sensitive sectors (tobacco, coal, controversial weapons, asbestos,...), as these companies are deemed to be in violation of international norms, or to cause unacceptable harm to society and/or the environment.

More information on the RBC Policy, and in particular criteria relating to sectoral exclusions, can be found on the website of the investment manager: Sustainability documents - BNPP AM Corporate English (<https://www.bnpparibas-am.com/sustainability-documents/>)

- The financial product shall have the weighted average ESG score of its portfolio higher than the weighted average ESG score of its investment universe, as defined in the Prospectus
- The financial product shall have at least 90% of its assets (excluding ancillary liquid assets) covered by the ESG analysis based on the ESG internal proprietary methodology
- The financial product shall invest at least 35% of its assets in 'sustainable investments' as defined in Article 2(17) of the SFDR regulation. Criteria to qualify an investment as 'sustainable investment' are indicated in the above question 'What are the objectives of the sustainable investments that the financial product partially intends to make and does the sustainable investments contribute to such objectives' and the quantitative and qualitative thresholds are mentioned in the main part of the Prospectus

● **What is the committed minimum rate to reduce the scope of the investments considered prior to the application of that investment strategy?**

The financial product does not commit to a reduction of the scope of investments prior to the application of its investment strategy.

● **What is the policy to assess good governance practices of the investee companies?**

The ESG scoring framework assesses corporate governance through a core set of standard key performance indicators for all sectors supplemented by sector specific metrics. The governance metrics and indicators to assess good governance practices such as sound management structures, employee relations, remuneration of staff and tax compliance include but are not limited to:

- Separation of power (e.g. Split CEO/Chair)
- Board diversity
- Executive pay (remuneration policy)
- Board Independence, and key committees independence
- Accountability of directors
- Financial expertise of the Audit Committee
- Respect of shareholders rights and absence of antitakeover devices
- The presence of appropriate policies (i.e. Bribery and corruption, whistleblower)
- Tax disclosure
- An assessment of prior negative incidents relating to governance

The ESG analysis goes beyond the framework to look at a more qualitative assessment of how the insights from our ESG model are reflected in the culture and operations of investee companies. In some cases, the ESG analysts will conduct due diligence meetings to better understand the company's approach to corporate governance.

Good governance practices include sound management structures, employee relations, remuneration of staff and tax compliance.



What is the asset allocation planned for this financial product?

Asset allocation describes the share of investments in specific assets.

At least 80% of the investments of the financial product will be used to meet the environmental or social characteristics promoted, in accordance with the binding elements of the investment strategy of the financial product.

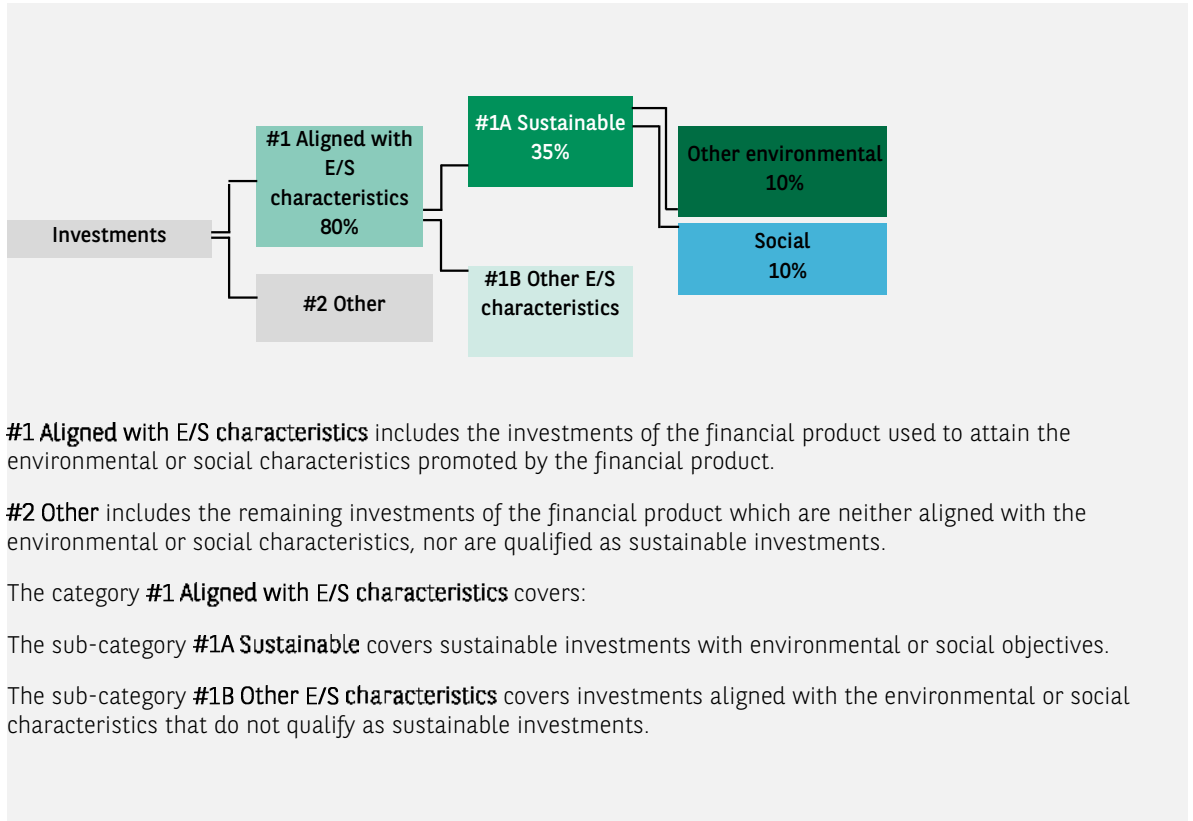
For the avoidance of doubt, such a proportion is solely a minimum and the exact percentage of the investments of the financial product that attained the promoted environmental or social characteristics will be available in the annual report.

The minimum proportion of sustainable investments of the financial product is 30%.

The remaining proportion of the investments is mainly used as described under the question: "What investments are included under "#2 Other", what is their purpose and are there any minimum environmental or social safeguards?"

Taxonomy-aligned activities are expressed as a share of:

- **turnover** reflecting the share of revenue from green activities of investee companies.
- **capital expenditure** (CapEx) showing the green investments made by investee companies, e.g. for a transition to a green economy.
- **operational expenditure** (OpEx) reflecting green operational activities of investee companies.



● **How does the use of derivatives attain the environmental or social characteristics promoted by the financial product?**

Financial derivative instruments may be used for efficient portfolio management, hedging and/or investment purposes, if applicable. These instruments are not used to attain the environmental or social characteristics promoted by the product.



To what minimum extent are sustainable investments with an environmental objective aligned with the EU Taxonomy?

Not applicable

● **Does the financial product invest in fossil gas and/or nuclear energy related activities that comply with the EU Taxonomy¹?**

Yes

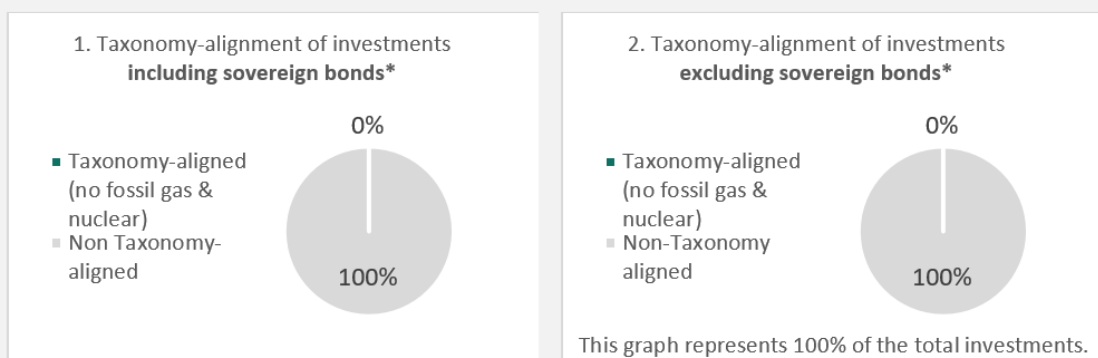
In fossil gas In Nuclear Energy

No

¹ -Fossil gas and/or nuclear related activities will only comply with the EU Taxonomy where they contribute to limiting climate change ("climate change mitigation") and do not significantly harm any EU Taxonomy objective - see explanatory note in the left hand margin. The full criteria for fossil gas and nuclear energy economic activities that comply with the EU Taxonomy are laid down in Commission Delegated Regulation (EU) 2022/1214.

Enabling activities directly enable other activities to make a substantial contribution to an environmental objective. **Transitional activities** are activities for which low-carbon alternatives are not yet available and among others have greenhouse gas emission levels corresponding to the best performance.

The two graphs below show in green the minimum percentage of investments that are aligned with the EU Taxonomy. As there is no appropriate methodology to determine the Taxonomy-alignment of sovereign bonds, the first graph shows the Taxonomy-alignment in relation to all the investments of the financial product including sovereign bonds, while the second graph shows the Taxonomy-alignment only in relation to the investments of the financial product other than sovereign bonds.*



* For the purpose of these graphs, 'sovereign bonds' consist of all sovereign exposures

● **What is the minimum share of investments in transitional and enabling activities?**

Not applicable

are sustainable investments with an environmental objective that **do not take into account the criteria** for environmentally sustainable economic activities under the EU Taxonomy.

● **What is the minimum share of sustainable investments with an environmental objective that are not aligned with the EU Taxonomy?**

The minimum share of sustainable investments with an environmental objective that are not aligned with the EU Taxonomy is 10%.

The minimum share is intentionally low as the objective of the investment manager is not to prevent the product from investing in taxonomy-aligned activities within the framework of the investment strategy of the product.

The Management Company is improving its Taxonomy-alignment data collection to ensure the accuracy and suitability of its Taxonomy sustainability-related disclosures. In the meantime, the financial product will invest in sustainable investments with an environmental objective that are not aligned with the EU Taxonomy.

● **What is the minimum share of socially sustainable investments?**

The minimum share of socially sustainable investments within the financial product is 10%.

● **What investments are included under '#2 Other', what is their purpose and are there any minimum environmental or social safeguards?**

The remaining proportion of the investments may include :

- The proportion of assets that are not used to meet the environmental or social characteristics promoted by the financial product. These assets are used for investment purposes, or
- Instruments which are mainly used for liquidity, efficient portfolio management, and/or hedging purposes, notably cash, deposits and derivatives

In any case, the investment manager will ensure that those investments are made while maintaining the

improvement of the ESG profile of the financial product. In addition, those investments are made in compliance with our internal processes, including the following minimum environmental or social safeguards:

- The risk management policy. The risk management policy comprises procedures as are necessary to enable the management company to assess for each financial product it manages the exposure of that product to market, liquidity, sustainability and counterparty risks. And

- The RBC policy, where applicable, through the exclusion of companies involved in controversies due to poor practices related to human and labour rights, environment, and corruption, as well as companies operating in sensitive sectors (tobacco, coal, controversial weapons, asbestos,...), as these companies are deemed to be in violation of international norms, or to cause unacceptable harm to society and/or the environment



Is a specific index designated as a reference benchmark to determine whether this financial product is aligned with the environmental and/or social characteristics that it promotes?

Reference benchmarks are indexes to measure whether the financial product attains the environmental or social characteristics that they promote.

No reference benchmark has been designated for the purpose of attaining the environmental or social characteristics promoted by the financial product.

- **How is the reference benchmark continuously aligned with each of the environmental or social characteristics promoted by the financial product?**

Not applicable

- **How is the alignment of the investment strategy with the methodology of the index ensured on a continuous basis?**

Not applicable

- **How does the designated index differ from a relevant broad market index?**

Not applicable

- **Where can the methodology used for the calculation of the designated index be found?**

Not applicable



Where can I find more product specific information online?

More product-specific information can be found on the website: <https://www.bnpparibas-am.com/> after choosing the relevant country and directly in the section 'Sustainability-related disclosures' dedicated to the product.

Sustainable investment means an investment in an economic activity that contributes to an environmental or social objective, provided that the investment does not significantly harm any environmental or social objective and that the investee companies follow good governance practices.

The **EU Taxonomy** is a classification system laid down in Regulation (EU) 2020/852, establishing a list of **environmentally sustainable economic activities**. That Regulation does not include a list of socially sustainable economic activities. Sustainable investments with an environmental objective might be aligned with the Taxonomy or not.

SUSTAINABLE INVESTMENT OBJECTIVE

Does this financial product have a sustainable investment objective?

Yes

No

It will make a minimum of sustainable investments with an environmental objective: 80%

in economic activities that qualify as environmentally sustainable under the EU Taxonomy

in economic activities that do not qualify as environmentally sustainable under the EU Taxonomy

It will make a minimum of sustainable investments with a social objective: ___%

It promotes Environmental/Social (E/S) characteristics and while it does not have as its objective a sustainable investment, it will have a minimum proportion of ___% of sustainable investments

with an environmental objective in economic activities that qualify as environmentally sustainable under the EU Taxonomy

with an environmental objective in economic activities that do not qualify as environmentally sustainable under the EU Taxonomy

with a social objective

It promotes E/S characteristics, but **will not make any sustainable investments**



What is the sustainable investment objective of this financial product?

The sustainable investment objective of the BNP Paribas Green Bond fund is to allocate capital to new and existing projects with environmental benefits by investing in green bonds issued by corporate, supranational, sovereign agencies, local entities and/or governments to finance environmentally sound and sustainable projects that foster a net-zero emissions economy and protect the environment.

The eligible green projects categories include, but are not limited to:

- Renewable energy (including production, transmission, appliances and products);
- Energy efficiency (such as in new and refurbished buildings, energy storage, district heating, smart grids, appliances and products);
- Clean transportation (such as electric, hybrid, public, rail, non-motorized, multi-modal transportation, infrastructure for clean energy vehicles and reduction of harmful emissions);

- Solutions for climate change (including efforts to make infrastructure more resilient to impacts of climate change, as well as information support systems, such as climate observation and early warning systems);
- Green buildings that meet regional, national or internationally recognized standards or certifications for environmental performance.

The selected green bonds should comply with the principles formulated by the International Capital Market Association and receive a "POSITIVE" or "NEUTRAL" investment recommendation from the Sustainability Center following the issuer and underlying project assessment based on a proprietary Green/Social/Sustainability Bond Assessment methodology.

Sustainable investments underlying the financial product contribute to the environmental objectives set out in Article 9 of Regulation (EU) 2020/852: climate change mitigation, climate change adaptation, the sustainable use and protection of water and marine resources, the transition to a circular economy, pollution prevention and control and/or the protection and restoration of biodiversity and ecosystems.

No reference benchmark has been designated for the purpose of attaining the sustainable investment objective of the financial product.

● ***What sustainability indicators are used to measure the attainment of the sustainable investment objective of this financial product?***

The following sustainability indicators are used to measure the attainment of the sustainable investment objective promoted by the financial product:

- The percentage of the financial product's portfolio compliant with the RBC Policy;
- The percentage of the financial product's portfolio covered by the ESG analysis based on the ESG internal proprietary methodology ;
- The percentage of the financial product's portfolio invested in green bonds compliant with the principles formulated by the International Capital Market Association and having a "POSITIVE" or "NEUTRAL" investment recommendation from the Sustainability Center;
- The percentage of the financial product's portfolio invested in "sustainable investments" as defined in Article 2 (17) of the SFDR;
- The percentage of the financial product's portfolio aggregate Revenue which is "EU Taxonomy Aligned" as defined by Regulation (EU) 2020/852.

● ***How do sustainable investments not cause significant harm to any environmental or social sustainable investment objective?***

Sustainable investments that the product partially intends to make should not significantly harm any environmental or social objective (DNSH Principle). In this respect, the investment manager commits to consider principal adverse impacts on sustainability factors by taking into account indicators for adverse impacts as defined in SFDR, and to not invest in companies that do not meet their fundamental obligations in line with the OECD Guidelines and the UN Guiding Principles on Business and Human Rights.

— ***How have the indicators for adverse impacts on sustainability factors been taken into account?***

The investment manager ensures that throughout its investment process, the financial product takes into account principal adverse impact indicators that are relevant to its investment strategy to select the sustainable investments that the financial product partially intends to make by systematically implementing the sustainable investment pillars defined in the BNP Paribas Asset Management Global Sustainability Strategy (GSS) into its investment process; RBC policy, ESG integration guidelines, Stewardship, the forward-looking vision – the '3Es' (Energy transition, Environmental sustainability, Equality & Inclusive Growth).

Sustainability indicators measure how the sustainable objectives of this financial product are attained.

Principal adverse impacts are the most significant negative impacts of investment decisions on sustainability factors relating to environmental, social and employee matters, respect for human rights, anti-corruption and anti-bribery matters.

The RBC policy establishes a common framework across investments and economic activities that help identify industries and behaviours presenting a high risk of adverse impacts in violation of international norms. As part of the RBC Policy, sector policies provide a tailored approach to identify and prioritize principal adverse impacts based on the nature of the economic activity, and in many cases, the geography in which these economic activities take place.

The ESG Integration Guidelines includes a series of commitments, which are material to consideration of principal adverse sustainability impacts, and guides the internal ESG integration process. The proprietary ESG scoring framework includes an assessment of a number of adverse sustainability impacts caused by companies in which we invest. Outcome of this assessment may impact the valuation models as well as the portfolio construction depending on the severity and materiality of adverse impacts identified.

Thus, the Investment Manager considers principal adverse sustainability impacts throughout the investment process through the use of the internal ESG scores and construction of the portfolio with an improved ESG profile compared to its investment universe.

The Forward-looking perspective defines a set of objectives and developed performance indicators to measure how the researches, portfolios and commitments are aligned on three issues, the "3Es" (Energy transition, Environmental sustainability, Equality & inclusive growth) and thus support investment processes.

Furthermore, the Stewardship team regularly identifies adverse impacts through ongoing research, collaboration with other long-term investors, and dialogue with NGOs and other experts.

The financial product considers and addresses or mitigates the following principal adverse sustainability impacts indicators:

Corporate mandatory indicators:

1. GreenHouse Gas (GHG) Emissions
2. Carbon footprint
3. GHG intensity of investee companies
4. Exposure to companies active in the fossil fuel sector
5. Share of non-renewable energy consumption and production
6. Energy consumption intensity per high impact climate sector
7. Activities negatively affecting biodiversity sensitive areas
8. Emissions to water
9. Hazardous waste ratio
10. Violations of UN Global Compact principles and Organisation for Economic Cooperation and Development (OECD) Guidelines for Multinational Enterprises
11. Lack of processes and compliance mechanisms to monitor compliance with UN Global Compact principles and OECD Guidelines for Multinational Enterprises
12. Unadjusted gender pay gap
13. Board gender diversity
14. Exposure to controversial weapons (anti-personnel mines, cluster munitions, chemical weapons and biological weapons)

Corporate voluntary indicators:

Environment

4. Investments in companies without carbon emission reduction initiatives

Social

4. Lack of a supplier code of conduct
9. Lack of a human rights policy

Sovereign mandatory indicators

15. GHG intensity
16. Investee countries subject to social violations

More detailed information on the manner in which principal adverse impacts on sustainability factors are considered can be found in the BNP PARIBAS ASSET MANAGEMENT [SFDR disclosure statement: sustainability risk integration and Principal Adverse Impacts considerations](#).

In addition, information on how the principal adverse impacts on sustainability factors have been considered over the year will be available in the annual report of the financial product.

— — *How are the sustainable investments aligned with the OECD Guidelines for Multinational Enterprises and the UN Guiding Principles on Business and Human Rights?*

The investment universe of the financial product is periodically screened with a view to identify issuers that are potentially in violation or at risk of violation of the UN Global Compact Principles, OECD Guidelines for Multinational Enterprises and UN Guiding Principles on Business & Human Rights, including the principles and rights set out in the eight fundamental conventions identified in the Declaration of the International Labour Organisation on Fundamental Principles and Rights at Work and the International Bill of Human Rights. This assessment is conducted within the BNPP AM Sustainability Centre on the basis of internal analysis and information provided by external experts, and in consultation with BNP Paribas Group CSR Team. If an issuer is found to be in serious and repeated violations of any of the principles, it will be placed on an “exclusion list” and will not be available for investment. Existing investments should be divested from the portfolio according to an internal procedure. If an issuer is at risk of violating any of the principles, it is placed on a “watch list” monitored, as appropriate.



Does this financial product consider principal adverse impacts on sustainability factors?

Yes

The product considers principal adverse impacts on sustainability factors by systematically implementing the sustainable investment pillars defined in the GSS into its investment process. These pillars are covered by firm-wide policies that set criteria to identify, consider and prioritise as well as address or mitigate adverse sustainability impacts caused by issuers.

The RBC policy establishes a common framework across investments and economic activities that help identify industries and behaviours presenting a high risk of adverse impacts in violation of international norms. As part of the RBC Policy, sector policies provide a tailored approach to identify and prioritize principal adverse impacts based on the nature of the economic activity, and in many cases, the geography in which these economic activities take place.

The ESG Integration Guidelines includes a series of commitments, which are material to consideration of principal adverse sustainability impacts, and guides the internal ESG integration process. The proprietary ESG scoring framework includes an assessment of a number of adverse sustainability impacts caused by companies in which we invest. Outcome of this assessment may impact the valuation models as well as the portfolio construction depending on the severity and materiality of adverse impacts identified.

Thus, the investment manager considers principal adverse sustainability impacts throughout the investment process through the use of the internal ESG scores and the construction of the portfolio with an improved ESG profile compared to its investment universe.

The Forward-looking perspective defines a set of objectives and developed performance indicators to measure how the researches, portfolios and commitments are aligned on three issues, the “3Es” (Energy transition, Environmental sustainability, Equality & inclusive growth) and thus support all investment processes.

Furthermore, the Stewardship team regularly identifies adverse impacts through ongoing research, collaboration with other long-term investors, and dialogue with NGOs and other experts.

Actions to address or mitigate principal adverse sustainability impacts depend on the severity and materiality of these impacts. These actions are guided by the RBC Policy, ESG Integration Policy, Engagement and Voting Policy and include the following:

- Exclusion of issuers that are in violation of international norms and conventions and issuers that are involved in activities presenting an unacceptable risk to society and/or the environment;
- Engagement with issuers with the aim of encouraging them to improve their environmental, social and governance practices and, thus, mitigate potential adverse impacts;
- In case of equity holdings, voting at Annual General Meetings of companies the portfolio is invested in to promote good governance and advance environmental and social issues.
- Ensuring all securities included in the portfolio have supportive ESG research.
- Managing portfolios so that their aggregate ESG score is better than the relevant benchmark or universe

Based on the above approach, and depending on composition of the financial product's portfolio (i.e. the type of issuer), the financial product considers and addresses or mitigates the following principal adverse sustainability impacts:

Corporate mandatory indicators:

1. GreenHouse Gas (GHG) Emissions
2. Carbon footprint
3. GHG intensity of investee companies
4. Exposure to companies active in the fossil fuel sector
5. Share of non-renewable energy consumption and production
6. Energy consumption intensity per high impact climate sector
7. Activities negatively affecting biodiversity sensitive areas
8. Emissions to water
9. Hazardous waste ratio
10. Violations of UN Global Compact principles and Organisation for Economic Cooperation and Development (OECD) Guidelines for Multinational Enterprises
11. Lack of processes and compliance mechanisms to monitor compliance with UN Global Compact principles and OECD Guidelines for Multinational Enterprises
12. Unadjusted gender pay gap
13. Board gender diversity
14. Exposure to controversial weapons (anti-personnel mines, cluster munitions, chemical weapons and biological weapons)

Corporate voluntary indicators:

Environment

4. Investments in companies without carbon emission reduction initiatives

Social

4. Lack of a supplier code of conduct
9. Lack of a human rights policy

Sovereign mandatory indicators

15. GHG intensity
16. Investee countries subject to social violations

More detailed information on the manner in which principal adverse impacts on sustainability factors are considered can be found in the BNPP AM [SFDR disclosure statement: sustainability risk integration and Principal Adverse Impacts considerations](#).

In addition, information on how the principal adverse impacts on sustainability factors have been considered over the year will be available in the annual report of the financial product.

No



What investment strategy does this financial product follow?

The investment strategy guides investment decisions based on factors such as investment objectives and risk tolerance.

This Fund is actively managed. The benchmark Bloomberg MSCI Global Green Bond (Hedged in EUR) (RI) is used for performance comparison only. The Fund is not benchmark constrained and its performance may deviate significantly from that of the benchmark.

The Fund seeks to increase the value of its assets over the medium term by investing in global green bonds supporting environmental projects, being issued by corporate, supranational sovereign agencies, local entities and/or governments issued in hard currencies (AUD, CAD, CHF, EUR, GBP, JPY, and USD). Investment grade structured debts may represent up to 20% of the assets.

After hedging, the Fund's exposure to currencies other than EUR may not exceed 5%.

The investment team applies also BNP PARIBAS ASSET MANAGEMENT Sustainable Investment Policy, which takes into account Environmental, Social and Governance (ESG) criteria such as but not limited to reduction of emissions of greenhouse gas, respect of human rights, respect of minority shareholders rights at each step of the investment process of the Fund.

The investment universe of this Fund is based on the Green Bond Principles ("GBP")* as formulated by the International Capital Market Association (more information on these principles are available in the following website: <https://www.icmagroup.org/sustainable-finance/the-principles-guidelines-and-handbooks/green-bond-principles-gbp/>). The Fund follows the Impact approach which means that the Fund invests with the intention to contribute to measurable positive social and/or environmental impact alongside financial returns.

An extra-financial strategy may comprise methodological limitations such as the ESG Investment Risk as defined by the asset manager.

The elements of the investment strategy to attain the sustainable investment objective of this financial product as described below are systematically integrated throughout the investment process.

● *What are the binding elements of the investment strategy used to select the investments to attain the sustainable investment objective?*

- The financial product shall comply with the RBC Policy by excluding companies involved in controversies due to poor practices related to human and labor rights, environment, and corruption, as well as companies operating in sensitive sectors (tobacco, coal, controversial weapons, asbestos,...), as these companies are deemed to be in violation of international norms, or to cause unacceptable harm to society and/or the environment;

More information on the RBC Policy, and in particular criteria relating to sectoral exclusions, can be found on the website of the investment manager: [Sustainability documents - BNPP AM Corporate English \(bnpparibas-am.com\)](#);

- The financial product shall have at least 90% of its assets (excluding ancillary assets) covered by the ESG analysis based on the proprietary ESG methodology;
- The financial product shall invest in green bonds compliant with the principles formulated by the International Capital Market Association and having a "POSITIVE" or "NEUTRAL" investment recommendation from the Sustainability Center;
- The financial product shall invest at least 80% of its assets in "sustainable investments" as defined in Article 2 (17) of the SFDR regulation and as disclosed in the asset allocation section below. Criteria to qualify an investment as "sustainable investment" are indicated in the above question "What are the objectives of the sustainable investments that the financial product partially intends to make and does the sustainable investments contribute to such objectives" and the quantitative and qualitative thresholds are mentioned in the main part of the Prospectus;

- The financial product's shall invest at least 0.5% of its assets in companies "EU Taxonomy Aligned".

● **What is the policy to assess good governance practices of the investee companies?**

The ESG scoring framework assesses corporate governance through a core set of standard key performance indicators for all sectors supplemented by sector specific metrics.

The governance metrics and indicators to assess good governance practices such as sound management structures, employee relations, remuneration of staff and tax compliance, include but are not limited to:

- Separation of power (e.g. Split CEO/Chair),
- Board diversity,
- Executive pay (remuneration policy),
- Board Independence, and key committees independence
- Accountability of directors,
- Financial expertise of the Audit Committee,
- Respect of shareholders rights and absence of antitakeover devices
- The presence of appropriate policies (i.e. Bribery and corruption, whistleblower),
- Tax disclosure,
- An assessment of prior negative incidents relating to governance.

The ESG analysis goes beyond the framework to look at a more qualitative assessment of how the insights from our ESG model are reflected in the culture and operations of investee companies. In some cases, the ESG analysts will conduct due diligence meetings to better understand the company's approach to corporate governance

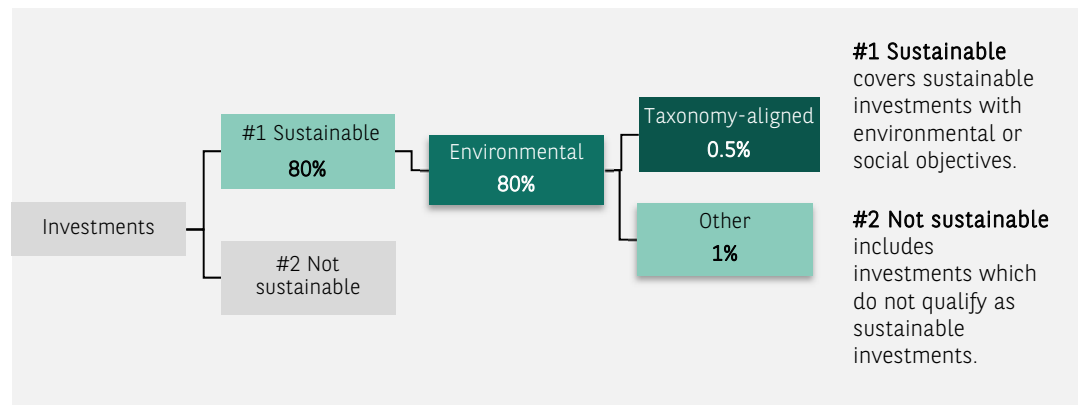
Good governance practices include sound management structures, employee relations, remuneration of staff ad tax compliance.



What is the asset allocation and the minimum share of sustainable investments?

The minimum proportion of the investments used to meet the sustainable investment objective in accordance with the binding elements of its investment strategy is 80%.

Asset allocation describes the share of investments in specific assets.



#1 Sustainable covers sustainable investments with environmental or social objectives.

#2 Not sustainable includes investments which do not qualify as sustainable investments.

● **How does the use of derivatives attain the sustainable investment objective?**

Financial derivative instruments may be used for efficient portfolio management, hedging and/or investment purposes, if applicable. Either these instruments are not used to attain the sustainable investment objective of the product, or they are aligned with the sustainable investment objective of the financial product



To what minimum extent are sustainable investments with an environmental objective aligned with the EU Taxonomy?

The extent to which sustainable investments with an environmental objective contribute to the environmental objectives set out in Article 9 of Regulation (EU) 2020/852; climate change mitigation, climate change adaptation, the sustainable use and protection of water and marine resources, the transition to a circular economy, pollution prevention and control and/or the protection and restoration of biodiversity and ecosystems and are aligned with the EU Taxonomy are disclosed in the two graphs below in the document.

The Management Company is improving its Taxonomy-alignment data collection to ensure the accuracy and suitability of its Taxonomy sustainability-related disclosures. Further subsequent prospectus and taxonomy-alignment commitments updates will be made accordingly.

Economic activities that are not recognised by the Taxonomy Regulation are not necessarily environmentally harmful or unsustainable. In addition, all activities that can make a substantial contribution to environmental as well as social objectives are not yet part of the Taxonomy Regulation.

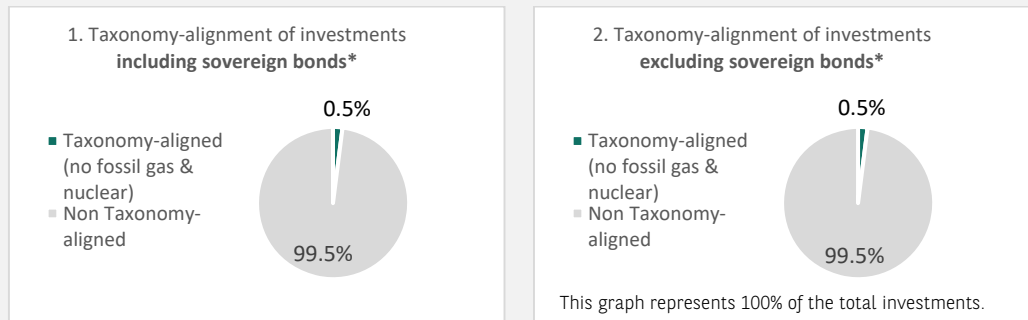
Does the financial product invest in fossil gas and/or nuclear energy related activities that comply with the EU Taxonomy¹?

Yes:

In fossil gas In nuclear energy

No

The two graphs below show in green the minimum percentage of investments that are aligned with the EU Taxonomy. As there is no appropriate methodology to determine the taxonomy-alignment of sovereign bonds*, the first graph shows the Taxonomy alignment in relation to all the investments of the financial product including sovereign bonds, while the second graph shows the Taxonomy alignment only in relation to the investments of the financial product other than sovereign bonds.



*For the purpose of these graphs, 'sovereign bonds' consist of all sovereign exposures

What is the minimum share of investments in transitional and enabling activities?

Not applicable.

¹ Fossil gas and/or nuclear related activities will only comply with the EU Taxonomy where they contribute to limiting climate change ("climate change mitigation") and do not significantly harm an EU Taxonomy objective – see explanatory note in the left hand margin. The full criteria for fossil gas and nuclear energy economic activities that comply with the EU Taxonomy are laid down in Commission Delegated Regulation (EU) 2022/1214.

Taxonomy-aligned activities are expressed as a share of:

- **turnover** reflecting the share of revenue from green activities of investee companies
- **capital expenditure** (CapEx) showing the green investments made by investee companies, e.g. for a transition to a green economy.
- **operational expenditure** (OpEx) reflecting green operational activities of investee companies.

To comply with the EU Taxonomy, the criteria for **fossil gas** include limitations on emissions and switching to renewable power or low-carbon fuels by the end of 2035. For **nuclear energy**, the criteria include comprehensive safety and waste management rules.

Enabling activities directly enable other activities to make a substantial contribution to an environmental objective.

Transitional activities are activities for which low-carbon alternatives are not yet available and among others have greenhouse gas emission levels corresponding to the best performance.

 are environmentally sustainable investments that **do not take into account the criteria** for environmentally sustainable economic activities under the EU Taxonomy.



What is the minimum share of sustainable investments with an environmental objective that are not aligned with the EU Taxonomy?

The minimum share of sustainable investments with an environmental objective that are not aligned with the EU Taxonomy is 1%.

The minimum share is intentionally low as the objective of the investment manager is not to prevent the product from investing in taxonomy-aligned activities within the framework of the investment strategy of the product.

The Management Company is improving its Taxonomy-alignment data collection to ensure the accuracy and suitability of its Taxonomy sustainability-related disclosures. In the meantime, the financial product will invest in sustainable investments with an environmental objective that are not aligned with the EU Taxonomy.



What is the minimum share of sustainable investments with a social objective?

Not applicable.



What investments are included under “#2 Not sustainable”, what is their purpose and are there any minimum environmental or social safeguards?

The remaining proportion of the investments is made in instruments used for liquidity and/or hedging purposes, such as cash, deposits and derivatives.

The investment manager will ensure that those investments are made while maintaining the sustainable investment objective of the financial product. In addition, those investments are made in compliance with our internal processes, including the following minimum environmental or social safeguards:

- the risk management policy. The risk management policy comprises procedures as are necessary to enable the management company to assess for each financial product it manages the exposure of that product to market, liquidity, sustainability and counterparty risks. And
- the RBC policy, where applicable, through the exclusion of companies involved in controversies due to poor practices related to human and labour rights, environment, and corruption, as well as companies operating in sensitive sectors (tobacco, coal, controversial weapons, asbestos,...), as these companies are deemed to be in violation of international norms, or to cause unacceptable harm to society and/or the environment.



Is a specific index designated as a reference benchmark to meet the sustainable investment objective?

No reference benchmark has been designated for the purpose of attaining the sustainable investment objective of the financial product.

- *How does the reference benchmark take into account sustainability factors in a way that is continuously aligned with the sustainable investment objective?*

Reference benchmarks are indexes to measure whether the financial product attains the sustainable investment objective.

Not applicable

- *How is the alignment of the investment strategy with the methodology of the index ensured on a continuous basis?*

Not applicable

- *How does the designated index differ from a relevant broad market index?*

Not applicable

- *Where can the methodology used for the calculation of the designated index be found?*

Not applicable



Where can I find more product specific information online?

More product-specific information can be found on the website: www.bnpparibas-am.com after choosing the relevant country and directly in the section "Sustainability-related disclosures" dedicated to the product.

SUSTAINABLE INVESTMENT OBJECTIVE

Does this financial product have a sustainable investment objective?

<input checked="" type="radio"/> <input checked="" type="radio"/> <input checked="" type="checkbox"/> Yes	<input type="radio"/> <input type="radio"/> <input type="checkbox"/> No
<p><input checked="" type="checkbox"/> It will make a minimum of sustainable investments with an environmental objective: 35%</p> <ul style="list-style-type: none"> <input checked="" type="checkbox"/> in economic activities that qualify as environmentally sustainable under the EU Taxonomy <input checked="" type="checkbox"/> in economic activities that do not qualify as environmentally sustainable under the EU Taxonomy <p><input checked="" type="checkbox"/> It will make a minimum of sustainable investments with a social objective: 1%</p>	<p><input type="checkbox"/> It promotes Environmental/Social (E/S) characteristics and while it does not have as its objective a sustainable investment, it will have a minimum proportion of ___% of sustainable investments</p> <ul style="list-style-type: none"> <input type="checkbox"/> with an environmental objective in economic activities that qualify as environmentally sustainable under the EU Taxonomy <input type="checkbox"/> with an environmental objective in economic activities that do not qualify as environmentally sustainable under the EU Taxonomy <input type="checkbox"/> with a social objective <p><input type="checkbox"/> It promotes E/S characteristics, but will not make any sustainable investments</p>

Sustainable investment means an investment in an economic activity that contributes to an environmental or social objective, provided that the investment does not significantly harm any environmental or social objective and that the investee companies follow good governance practices.

The **EU Taxonomy** is a classification system laid down in Regulation (EU) 2020/852, establishing a list of **environmentally sustainable economic activities**. That Regulation does not include a list of socially sustainable economic activities. Sustainable investments with an environmental objective might be aligned with the Taxonomy or not.



What is the sustainable investment objective of this financial product?

The sustainable investment objective of the BNP Paribas Green Tigers is to help or accelerate the transition to a more sustainable economy by focusing on challenges related to the environment in the Asia-Pacific region.

At all times, this Product invests at least 75% of its assets in equities and/or equity equivalent securities issued by companies based in Asia and/or in the Pacific Region that conduct a significant part of their business in Environmental Markets.

“Environmental Markets” include, but are not limited to, Renewable & Alternative Energy, Energy Efficiency, Water Infrastructure & Technologies, Pollution Control, Waste Management & Technologies, Environmental Support Services, and Sustainable Food.

Sustainable investments underlying the financial product contribute to the environmental objectives set out in Article 9 of Regulation (EU) 2020/852: climate change mitigation, climate change adaptation, the sustainable use and protection of water and marine resources, the transition to a circular economy, pollution prevention and control and/or the protection and restoration of biodiversity and ecosystems.

No reference benchmark has been designated for the purpose of attaining the sustainable investment objective of the financial product.

Sustainability Indicators measure how the sustainable objectives of this financial product are attained.

● ***What sustainability indicators are used to measure the attainment of the sustainable investment objective of this financial product?***

The following sustainability indicators are used to measure the attainment of the sustainable investment objective of the financial product:

- The percentage of the financial product's portfolio invested in companies with at least a 20% of revenue, profit or invested capital aligned with the financial product's thematic;
- The percentage of the financial product's portfolio compliant with the BNP Paribas Asset Management Responsible Business Conduct Policy (RBC policy);
- The percentage of the financial product's assets covered by the ESG analysis based on the proprietary Impax Fundamental Score ESG methodology (excluding ancillary liquid assets);
- The percentage of the financial product's portfolio invested in "sustainable investments" as defined in Article 2 (17) of the SFDR regulation;
- The percentage of the financial product's portfolio aggregate Revenue which is "EU Taxonomy Aligned" as defined by Regulation (EU) 2020/852.

● ***How do sustainable investments not cause significant harm to any environmental or social sustainable investment objective?***

In order to ensure that the sustainable investments that the financial product intends to make do not cause significant harm to any environmental or social sustainable objective, the financial product assesses each investment against a set of indicators of adverse impacts by conducting proprietary Fundamental ESG analysis for all portfolio holdings. The ESG analysis aims to identify the quality of governance structures, the most material environmental and social harms for a company or issuer and assesses how well these harms are addressed and managed. The Investment Manager seeks robust policies, processes, management systems and incentives as well as adequate disclosure, as applicable. Additionally, the Investment Manager assesses any past controversies identified. A proprietary aggregate ESG score is then assigned for each company or issuer taking into account the indicators as set out below, based on a qualitative judgement. Where sufficient ESG quality is not achieved, a company or issuer is excluded from the financial product's investable universe. The Investment Manager considers it important to engage with companies and issuers and to analyse company and issuer disclosures and reports. The ESG process is proprietary to the Investment Manager, although the Investment Manager uses external ESG-research as an input.

Principal adverse impacts are the most significant negative impacts of investment decisions on sustainability factors relating to environmental, social and employee matters, respect for human rights, anti-corruption and anti-bribery matters.

— — ***How have the indicators for adverse impacts on sustainability factors been taken into account?***

Indicators for adverse impacts on sustainability factors have been taken into account in the Investment Manager's Fundamental ESG analysis as follows – the data considered, as prescribed by SFDR, by the Investment Manager to assess the relevant indicator is set out in the first paragraph under each indicator below:

Mandatory Indicators

GHG emissions, carbon footprint and GHG intensity of investee companies

Data considered: an investee company's absolute scope 1, 2 and 3 GHG emissions, and its enterprise value and revenue.

Companies are tiered between those providing full disclosure of Scopes 1, 2, 3 emissions across the majority of their operations; reporting across all four pillars prescribed by the Task Force on Climate related Financial Disclosures (TCFD); having set stretching short-medium term target (3+ years), as well as a Net zero/Paris Agreement aligned/Science-based long term target (10-30 years) and detailed actions plans versus those with no emission disclosure in place, no targets and no clear commitment to setting one.

Exposure to companies active in the fossil fuel sector

Data considered: an investee company's exposure to fossil fuel revenues.

The Investment Manager evaluates a company's transition to a low carbon economy by working towards ambitious science-based Paris-aligned decarbonisation targets and by strategically phasing out any fossil fuel exposure.

Share of non-renewable energy consumption and production, and energy consumption intensity per high impact climate sector

Data considered: an investee company's total energy consumption and production as well as the consumption and production from non-renewable energy sources, and an investee company's output metric as the basis of energy intensity.

Companies are tiered between those providing state of the art management processes and reporting for all environmental key issues through certified management systems referencing international or industry standards, challenging long term and interim targets relevant to key issues, relevant KPIs and reporting aligned with internationally recognised frameworks prescribed by the International Sustainability Standards Board (ISSB), the Global Reporting Initiative (GRI) and the CDP, versus companies with limited management processes and reporting, for example providing only qualitative KPIs and anecdotal disclosures.

Activities negatively affecting biodiversity-sensitive areas

Data considered an investee company's sites/operations located in or near to biodiversity-sensitive areas.

The Investment Manager uses external tools and research as well as its own proprietary analysis in assessing companies' management of nature-related harms. The Investment Manager seeks investment in companies or issuers that have addressed the harm with robust policies, processes, management systems and incentives that are scaled appropriately to the importance of the harm. Site-level geolocation data and regional exposure are not always easily available or disclosed by companies and issuers. The Investment Manager engages with companies to achieve geo-location data and to assess the potential harm at the specific locations of interest, for example highlighting habitats of IUCN Red List species (the International Union for Conservation of Nature), protected areas and key biodiversity areas in the vicinity.

Emissions to water, and hazardous waste and radioactive waste ratio

Data considered: an investee company's generated tonnes of emissions to water, and tonnes of hazardous waste and radioactive waste.

Companies are tiered between those providing state of the art management processes and reporting for all environmental key issues through certified management systems referencing international or industry standards, challenging long term and interim targets relevant to key issues, relevant KPIs and reporting aligned with internationally recognised frameworks such as ISSB, GRI and CDP, versus companies with limited management processes and reporting, for example providing only qualitative KPIs and anecdotal disclosures.

Violations of UN Global Compact principles and Organisation for Economic Cooperation and Development (OECD) Guidelines for Multinational Enterprises

Data considered: an investee company's involvement in violations of the UNGC principles or OECD Guidelines for Multinational Enterprises.

The Investment Manager screens the Product's investments against adherence to global standards such as the UN Global Compact principles and OECD Guidelines for Multinational Enterprises. An external research provider is used to support this screening activity. A company found to be in breach of these international norms and standards is excluded from the investable universe and divested. Where a company is flagged for potential breaches, the Investment Manager will monitor and seek to engage, as appropriate.

Lack of processes and compliance mechanisms to monitor compliance with UN Global Compact principles and OECD Guidelines for Multinational Enterprises

Data considered: instances where an investee company is lacking policies to monitor compliance with the UNGC Principles or OECD Guidelines.

The Investment Manager uses external tools and research to ascertain the existence/non-existence of these policies and identify those companies that do not satisfy credible policy standards in all those areas that speak to UNGC principles or the OECD Guidelines.

Unadjusted gender pay gap

Data considered: an investee company's average gross hourly earnings of male paid employees and of female paid employees as a percentage of average gross hourly earnings of male paid employees.

Companies are assessed for their pay equity through review of the pay gap, where available, alongside a broader set of KPIs related to Equality, Diversity & Inclusion (ED&I). Companies are tiered between those demonstrating state of the art management processes and those with no ED&I disclosure.

Board gender diversity

Data considered: an investee company's number of women on the board of directors and percentage of board members that are female.

Companies are assessed for their board gender diversity alongside other key roles which influence company strategy alongside a broader set of metrics related to leadership diversity. Companies are tiered between those achieving 40%-60% women on the board and in executive management as well as demonstrating diversity in key roles and those with no women on the board or in executive management.

Exposure to controversial weapons (anti-personnel mines, cluster munitions, chemical weapons and biological weapons)

Data considered: an investee company's exposure to controversial weapons through business activity and ownership.

Companies are screened by business activity in an effort to ensure, using a combination of screen activity and the Investment Manager's qualitative judgement, that they are not involved in the activity of manufacturing or of manufacturing tailor-made components, using, repairing, putting up for sale, selling, distributing, importing or exporting, storing or transporting controversial or indiscriminate weapons such as anti-personnel mines, submunitions, inert ammunition and armour containing depleted uranium or any other industrial uranium, weapons containing white phosphorus, biological, chemical or nuclear weapons. The Investment Manager seeks to exclude all companies with any involvement in controversial weapons from investment and in addition uses qualitative judgement as part of the analysis. If the Investment Manager determines that one of these activities takes place within a subsidiary, the direct parent company is also considered to be involved in controversial weapons if it holds a majority equity interest in the subsidiary. Likewise, if one of the above-mentioned activities is determined to take place within a parent company, any majority-owned subsidiary of this parent company is also deemed to be involved.

Voluntary Indicators

Investments in companies without carbon emission reduction initiatives

Data considered: instances where an investee company is lacking of all of the following: near-term GHG reduction target, long-term GHG reduction target (10+ years), science-based GHG reduction target, Net Zero commitment.

The Investment Manager actively seeks to engage with companies to encourage the implementation of effective performance management systems, with the objective to establish GHG emissions baseline data (scope 1, 2 and 3), set science-based long-term carbon emission reduction targets with a viable action plan to deliver on these targets, and regularly report.

Water usage and recycling

Data considered: an investee company's operational water use (cubic meters of water consumed), and water management (percentage of water recycled and reused).

Companies are tiered between those providing state of the art management processes and reporting for all environmental key issues through certified management systems referencing international or industry standards, challenging long term and interim targets relevant to key issues, relevant KPIs and reporting aligned with internationally recognised frameworks such as ISSB, GRI and CDP, versus companies with limited management processes and reporting, for example providing only qualitative KPIs and anecdotal disclosures.

Number of convictions and amount of fines for violation of anti-corruption and anti-bribery laws

Data considered: an investee company's number of convictions per severity category in the past three to five years (three years for minor controversies or incidents; five years for more significant controversies or incidents).

The materiality and severity of convictions and fines for violation of anti-corruption and anti-bribery laws are reviewed as part of the Fundamental ESG analysis.

How are the sustainable investments aligned with the OECD Guidelines for Multinational Enterprises and the UN Guiding Principles on Business and Human Rights?

The Investment Manager uses a Global Standards Screening which assesses companies' impact on stakeholders and the extent to which a company causes, contributes or is linked to violations of international norms and standards. The underlying research provides assessments covering the OECD Guidelines for Multinational Enterprises and the UN's Global Compact Principles, as well as International Labour Organization's (ILO) Conventions, and the UN Guiding Principles on Business and Human Rights (UNGPs). A company found to be in breach of these international norms and standards is excluded from the investable universe and divested. Where a company is flagged for potential breaches, the Investment Manager will monitor and seek to engage, as appropriate.



Does this financial product consider principal adverse impacts on sustainability factors?



Yes

The Product considers principal adverse impacts on sustainability factors by identifying, assessing, and managing negative effects of portfolio-related investment decisions on environmental, social and employee matters, respect for human rights, and anti-bribery & corruption matters.

The following illustrates how this exposure is intended to be managed, once identified and assessed, taking into account each of the mandatory and voluntary indicators listed above.

1. All companies and other issuers must meet financial and ESG criteria before entering the Product's list of investable companies. When all the data is gathered, an ESG report is written and a proprietary aggregate ESG score assigned. Where sufficient ESG quality is not achieved, a company or issuer is excluded from the investable universe. In cases where a company has a low ESG score, but is not deemed to cause significant harm and is not excluded, the company will

have a capped position size in the portfolio, for risk management reasons. The Investment Manager does not seek to exclude a certain number or percentage of companies or issuers, but rather seeks an absolute level of ESG quality based on a qualitative judgement.

2. Bottom-up company-specific engagement: As part of the Investment Manager's ongoing, proprietary company and issuer-level ESG analysis, it identifies company and issuer-specific matters and risks and actively engages with companies and issuers about these matters. For the bottom-up, company specific engagements, the objective is typically to solve or improve the issue that has been identified as part of ESG analysis and when that objective has been achieved, move to the next objective or pause the engagement.

Top-down strategic engagement: Every year the Investment Manager assesses and outlines the engagement priorities for the next 12 months. These priorities are based on market developments and emerging sustainability issues that are considered relevant and material for companies and issuers. The Investment Manager then identifies the companies and issuers which it considers are most exposed to these topics and focuses its engagement on specific companies and issuers. For the strategic engagement areas, the Investment Manager sets up specific steps as objectives that it seeks to reach with the engagements. The strategic engagement areas have analysts assigned as leads for each of the areas of engagement.

3. Where the Investment Manager identifies unmanaged risk, and its usual management approach to engagement fails to produce positive outcomes, its Escalation Policy takes hold.

If the Investment Manager views the investee company or issuer is unresponsive to engagement or unwilling to consider alternative options posing less significant risks to shareholders, the Investment Manager will escalate the dialogue by:

- Seeking alternative or more senior contacts within the company or issuer
- Intervening or engaging together with other shareholders
- Intervening or engaging together with other institutions or organisations (multi-stakeholder)
- Highlighting the issue and/or joint engagements regarding the issue through institutional platforms and/or
- Filing or co-filing resolutions at General Meetings

If interventions are unsuccessful and the Investment Manager considers that the risk profile of the company has significantly deteriorated or company strategy/governance structures have altered because of an incident, to a degree where the return outlook and the company's strategy and quality no longer meet expectations, the company would be excluded from the investable universe and/or sold.

Information on how the principal adverse impacts on sustainability factors have been considered over the year will be available in the annual report of the financial product.

No



What investment strategy does this financial product follow?

This Product is actively managed. The composite benchmark 20% MSCI Japan (NR) index + 80% MSCI AC Asia Pacific ex-Japan (NR) index is used for performance comparison only. The Product is not benchmark constrained and its performance may deviate significantly from that of the composite benchmark.

The Product seeks to increase the value of its assets over the medium term by investing in Environmental Markets companies based in the Asia-Pacific region which aim at helping or accelerating the transition to a more sustainable economy.

"Environmental Markets" include, but are not limited to, Renewable & Alternative Energy, Energy Efficiency, Water Infrastructure & Technologies, Pollution Control, Waste Management & Technologies, Environmental Support Services, and Sustainable Food.

The investment strategy guides investment decisions based on factors such as investment objectives and risk tolerance.

It may be exposed to Mainland China by investing in China A Shares via the Stock Connect.

The investment team applies also BNP PARIBAS ASSET MANAGEMENT's sustainable Investment Policy, which takes into account Environmental, Social and Governance (ESG) criteria such as but not limited to reduction of emissions of greenhouse gas, respect of human rights, respect of minority shareholders rights, at each step of the investment process of the Product.

The Product follows the Thematic approach which means that the Product invests in companies that provide products and services providing concrete solutions to specific environmental and/or social challenges, seeking to benefit from future growth anticipated in these areas while contributing capital towards the transition towards a low-carbon, inclusive economy.

The approach is implemented in order to consistently eliminate at least 20% of the investment universe being companies conducting significant part of their business in Environmental Markets across the main markets of Asian countries

An extra-financial strategy may comprise methodological limitations such as the ESG Investment Risk as defined by the asset manager.

Environmental, social and governance (ESG) criteria contribute to, but are not a determining factor in, the manager's decision making.

The elements of the investment strategy to attain the sustainable investment objective of this financial product as described below are systematically integrated throughout the investment process.

● ***What are the binding elements of the investment strategy used to select the investments to attain the sustainable investment objective?***

- The financial product shall comply with the RBC Policy by excluding companies involved in controversies due to poor practices related to human and labor rights, environment, and corruption, as well as companies operating in sensitive sectors (tobacco, coal, controversial weapons, asbestos,...), as these companies are deemed to be in violation of international norms, or to cause unacceptable harm to society and/or the environment.

More information on the RBC Policy, and in particular criteria relating to sectoral exclusions, can be found on the website of the investment manager: [Sustainability documents - BNPP AM Corporate English \(bnpparibas-am.com\)](https://www.bnpparibas-am.com)

- The financial product shall invest in companies with at least a 20% of revenues aligned with the financial product's thematic;
- The financial product shall have at least 90% of its assets (excluding ancillary liquid assets) covered by the ESG analysis based on the proprietary Impax Fundamental Score ESG methodology;
- The financial product shall invest at least 85% of its portfolio in "sustainable investments" as defined in Article 2 (17) of the SFDR regulation. Criteria to qualify an investment as "sustainable investment" and the quantitative and qualitative thresholds are indicated in the main part of the Prospectus.
- The financial product's shall invest at least 2% of its assets in companies "EU Taxonomy Aligned".

● ***What is the policy to assess good governance practices of the investee companies?***

Pre investment

The Investment Manager analyses companies' governance structures taking into account what constitutes common and best global practice for governance and identifying potential outliers. Once the governance and other ESG analytical data is gathered, an ESG report is produced and a proprietary ESG score is assigned as part of the Fundamental ESG analysis as described above.

Good governance practices include sound management structures, employee relations, remuneration of staff and tax compliance.

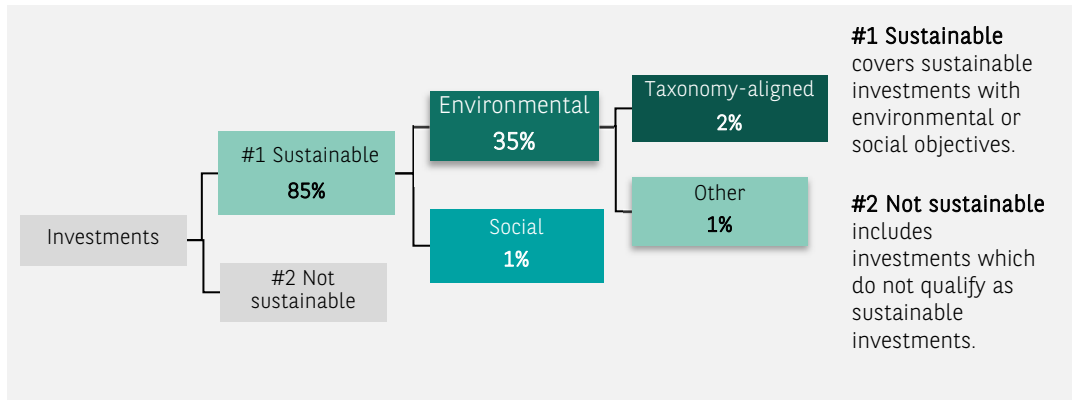
Post investment

The Investment Manager's proxy voting is predominantly related to governance issues such as the election of directors, board structures and management remuneration. When practicable, the Investment Manager seeks to engage with the investee company before voting against management's recommendation on an AGM resolution. The Investment Manager is also in dialogue with companies throughout the year to discuss and comment on proposed governance structures.



What is the asset allocation and the minimum share of sustainable investments?

The minimum proportion of the investments used to meet the sustainable investment objective in accordance with the binding elements of its investment strategy is 85%.



Asset allocation describes the share of investments in specific assets.

Taxonomy-aligned activities are expressed as a share of:

- **turnover** reflecting the share of revenue from green activities of investee companies
- **capital expenditure** (CapEx) showing the green investments made by investee companies, e.g. for a transition to a green economy.
- **operational expenditure** (OpEx) reflecting green operational activities of investee companies.

● How does the use of derivatives attain the sustainable investment objective?

Financial derivative instruments may be used for efficient portfolio management, hedging and/or investment purposes, if applicable. Either these instruments are not used to attain the sustainable investment objective of the product, or they are aligned with the sustainable investment objective of the financial product.



To what minimum extent are sustainable investments with an environmental objective aligned with the EU Taxonomy?

The extent to which sustainable investments with an environmental objective contribute to the environmental objectives set out in Article 9 of Regulation (EU) 2020/852; climate change mitigation, climate change adaptation, the sustainable use and protection of water and marine resources, the transition to a circular economy, pollution prevention and control and/or the protection and restoration of biodiversity and ecosystems and are aligned with the EU Taxonomy are disclosed in the two graphs below in the document.

The Management Company is improving its Taxonomy-alignment data collection to ensure the accuracy and suitability of its Taxonomy sustainability-related disclosures. Further subsequent prospectus and taxonomy-alignment commitments updates will be made accordingly.

Economic activities that are not recognised by the Taxonomy Regulation are not necessarily environmentally harmful or unsustainable. In addition, all activities that can make a substantial contribution to environmental as well as social objectives are not yet part of the Taxonomy Regulation.

To comply with the EU Taxonomy, the criteria for **fossil gas** include limitations on emissions and switching to renewable power or low-carbon fuels by the end of 2035. For **nuclear energy**, the criteria include comprehensive safety and waste management rules.

Enabling activities directly enable other activities to make a substantial contribution to an environmental objective.

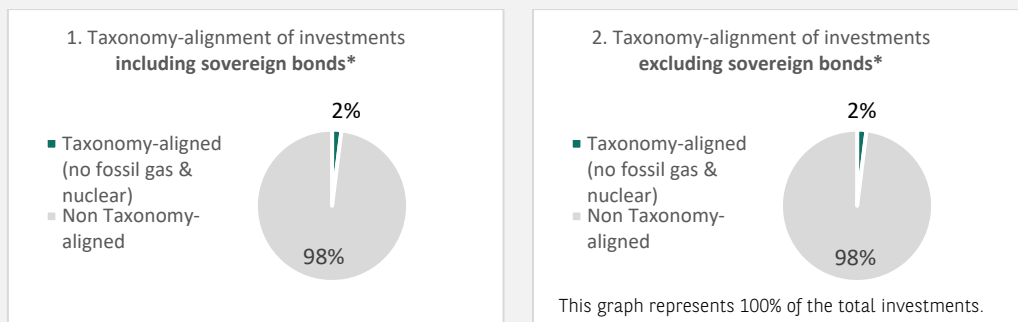
Transitional activities are activities for which low-carbon alternatives are not yet available and among others have greenhouse gas emission levels corresponding to the best performance.

are environmentally sustainable investments that **do not take into account the criteria** for environmentally sustainable economic activities under the EU Taxonomy.

● **Does the financial product invest in fossil gas and/or nuclear energy related activities that comply with the EU Taxonomy¹?**

- Yes:
 - In fossil gas
 - In nuclear energy
- No

The two graphs below show in green the minimum percentage of investments that are aligned with the EU Taxonomy. As there is no appropriate methodology to determine the taxonomy-alignment of sovereign bonds*, the first graph shows the Taxonomy alignment in relation to all the investments of the financial product including sovereign bonds, while the second graph shows the Taxonomy alignment only in relation to the investments of the financial product other than sovereign bonds.



*For the purpose of these graphs, 'sovereign bonds' consist of all sovereign exposures

● **What is the minimum share of investments in transitional and enabling activities?**

Not applicable.



What is the minimum share of sustainable investments with an environmental objective that are not aligned with the EU Taxonomy?

The minimum share of sustainable investments with an environmental objective that are not aligned with the EU Taxonomy is 1%.

The objective of the investment manager is not to prevent the product from investing in taxonomy-aligned activities within the framework of the investment strategy of the product.

The Management Company is improving its Taxonomy-alignment data collection to ensure the accuracy and suitability of its Taxonomy sustainability-related disclosures. In the meantime, the financial product will invest in sustainable investments with an environmental objective that are not aligned with the EU Taxonomy.

¹ Fossil gas and/or nuclear related activities will only comply with the EU Taxonomy where they contribute to limiting climate change ("climate change mitigation") and do not significantly harm an EU Taxonomy objective –see explanatory note in the left hand margin. The full criteria for fossil gas and nuclear energy economic activities that comply with the EU Taxonomy are laid down in Commission Delegated Regulation (EU) 2022/1214.



What is the minimum share of sustainable investments with a social objective?

The minimum share of socially sustainable investments within the financial product is 1%.



What investments are included under “#2 Not sustainable”, what is their purpose and are there any minimum environmental or social safeguards?

The remaining proportion of the investments is made in instruments used for liquidity and/or hedging purposes, such as cash, deposits and derivatives.

The investment manager will ensure that those investments are made while maintaining the sustainable investment objective of the financial product. In addition, those investments are made in compliance with our internal processes, including the following minimum environmental or social safeguards:

- the risk management policy. The risk management policy comprises procedures as are necessary to enable the management company to assess for each financial product it manages the exposure of that product to market, liquidity, sustainability and counterparty risks. And
- the RBC policy, where applicable, through the exclusion of companies involved in controversies due to poor practices related to human and labour rights, environment, and corruption, as well as companies operating in sensitive sectors (tobacco, coal, controversial weapons, asbestos,...), as these companies are deemed to be in violation of international norms, or to cause unacceptable harm to society and/or the environment.



Is a specific index designated as a reference benchmark to meet the sustainable investment objective?

No reference benchmark has been designated for the purpose of attaining the sustainable investment objective of the financial product.

- *How does the reference benchmark take into account sustainability factors in a way that is continuously aligned with the sustainable investment objective?*

Not applicable

- *How is the alignment of the investment strategy with the methodology of the index ensured on a continuous basis?*

Not applicable

- *How does the designated index differ from a relevant broad market index?*

Not applicable

- *Where can the methodology used for the calculation of the designated index be found?*

Not applicable

Reference benchmarks are indexes to measure whether the financial product attains the sustainable investment objective.



Where can I find more product specific information online?

More product-specific information can be found on the website: www.bnpparibas-am.com after choosing the relevant country and directly in the section “Sustainability-related disclosures” dedicated to the product.

Template pre-contractual disclosure for the financial products referred to in Article 8, paragraphs 1, 2 and 2a, of Regulation (EU) 2019/2088 and Article 6, first paragraph, of Regulation (EU) 2020/852

Sustainable investment means an investment in an economic activity that contributes to an environmental or social objective, provided that the investment does not significantly harm any environmental or social objective and that the investee companies follow good governance practices.

The **EU Taxonomy** is a classification system laid down in Regulation (EU) 2020/852, establishing a list of **environmentally sustainable economic activities**. That Regulation does not lay down a list of socially sustainable economic activities. Sustainable investments with an environmental objective might be aligned with the Taxonomy or not.

Product name : **BNP PARIBAS FUNDS HEALTH CARE INNOVATORS**

Legal Entity Identifier : 2138000X5JSJS4FMQT04

Environmental and/or social characteristics

Does this financial product have a sustainable investment objective?	
<input checked="" type="radio"/> <input type="radio"/> Yes	<input checked="" type="radio"/> <input type="radio"/> No
<input type="checkbox"/> It will make a minimum of sustainable investments with an environmental objective: ____% <input type="checkbox"/> in economic activities that qualify as environmentally sustainable under the EU Taxonomy <input type="checkbox"/> in economic activities that do not qualify as environmentally sustainable under the EU Taxonomy <input type="checkbox"/> It will make a minimum of sustainable investments with a social objective: ____%	<input checked="" type="checkbox"/> It promotes Environmental/Social (E/S) characteristics and while it does not have as its objective a sustainable investment, it will have a minimum proportion of 30% of sustainable investments <input type="checkbox"/> with an environmental objective in economic activities that qualify as environmentally sustainable under the EU Taxonomy <input type="checkbox"/> with an environmental objective in economic activities that do not qualify as environmentally sustainable under the EU Taxonomy <input checked="" type="checkbox"/> with a social objective <input type="checkbox"/> It promotes E/S characteristics, but will not make any sustainable investments



What environmental and/or social characteristics are promoted by this financial product?

The financial product promotes environmental and social characteristics by assessing underlying investments against Environmental, Social, and Governance (ESG) criteria using an ESG internal proprietary methodology, and by investing in issuers that demonstrate good environmental and social practices, while implementing robust corporate governance practices within their sector of activity.

The ESG performance of an issuer is evaluated against a combination of environmental, social and governance factors which include but are not limited to:

- Environmental: energy efficiency, reduction of emissions of greenhouse gases (GHG), treatment of waste

- Social: respect of human rights and workers' rights, human resources management (workers' health and safety, diversity)

- Governance: Board of Directors independence, managers' remuneration, respect of minority shareholders rights

The exclusion criteria are applied with regard to issuers that are in violation of international norms and convention, or operate in sensitive sectors as defined by the Responsible Business Conduct Policy (RBC Policy).

Furthermore, the investment manager promotes better environmental and social outcomes through engagement with issuers and the exercise of voting rights according to the Stewardship policy, where applicable.

No reference benchmark has been designated for the purpose of attaining the environmental or social characteristics promoted by the financial product.

Sustainability indicators measure how the environmental or social characteristics promoted by the financial product are attained.

● **What sustainability indicators are used to measure the attainment of each of the environmental or social characteristics promoted by this financial product?**

The following sustainability indicators are used to measure the attainment of the environmental and social characteristics promoted by the financial product:

- The percentage of the financial product's portfolio compliant with the RBC Policy
- The percentage of the financial product's portfolio covered by ESG analysis based on the ESG internal proprietary methodology
- The weighted average ESG score of the financial product's portfolio compared to the weighted average ESG score of its investment universe, as defined in the Prospectus
- The sub-fund invest at least 50% of the fund assets (% of AUM) in companies with at least 20% revenue, profit or capital invested in economic activities aligned to the theme
- The percentage of the financial product's portfolio invested in 'sustainable investments' as defined in Article 2 (17) of the SFDR regulation

● **What are the objectives of the sustainable investments that the financial product partially intends to make and how does the sustainable investment contribute to such objectives?**

The objectives of the sustainable investments made by the financial product are to finance companies that contribute to environmental and/or social objectives through their products and services, as well as their sustainable practices.

The internal methodology, as defined in the main part of the Prospectus, integrates several criteria into its definition of sustainable investments that are considered to be core components to qualify a company as sustainable. These criteria are complementary to each other. In practice, a company must meet at least one of the criteria described below in order to be considered as contributing to an environmental or social objective:

1. A company with an economic activity aligned with the EU Taxonomy objectives. A company can be qualified as sustainable investment in case it has more than 20% of its revenues aligned with the EU Taxonomy. A company qualifying as sustainable investment through this criteria can for example contribute to the following environmental objectives: sustainable forestry, environmental restoration, sustainable manufacturing, renewable energy, water supply, sewerage, waste management and remediation, sustainable transportation, sustainable buildings, sustainable information and technology, scientific research for sustainable development;

2. A company with an economic activity contributing to one or more United Nations Sustainable Development goals (UN SDG) targets. A company can be qualified as sustainable investment in case it has more than 20% of its revenues aligned with the SDGs and less than 20% of its revenues misaligned with the UN SDGs. A company qualifying as sustainable investment through this criteria can for example contribute to the following objectives:

a. Environmental: sustainable agriculture, sustainable management of water and sanitation, sustainable and modern energy, sustainable economic growth, sustainable infrastructure, sustainable cities, sustainable consumption and production patterns, fight against climate change, conservation and sustainable use of oceans, seas and marine resources, protection, restoration and sustainable use of

terrestrial ecosystems, sustainable management of forests, fight against desertification, land degradation and biodiversity loss;

b. Social: no poverty, zero hunger, food security, healthy lives and well-being at all ages, inclusive and equitable quality education and lifelong learning opportunities, gender equality, women and girls empowerment, availability of water and sanitation, access to affordable, reliable and modern energy, inclusive and sustainable economic growth, full and productive employment and decent work, resilient infrastructure, inclusive and sustainable industrialization, reduced inequality, inclusive, safe and resilient cities and human settlements, peaceful and inclusive societies, access to justice and effective, accountable and inclusive institutions, global partnership for sustainable development.

3. A company operating in a high GHG emission sector that is transitioning its business model to align with the objective of maintaining the global temperature rise below 1.5°C. A company qualifying as sustainable investment through this criteria can for example contribute to the following environmental objectives: GHG emissions reduction, fight against climate change;

4. A company with best-in-class environmental or social practices compared to its peers within the relevant sector and geographical region. The E or S best performer assessment is based on the BNPP AM ESG scoring methodology. The methodology scores companies and assesses them against a peer group comprising companies in comparable sectors and geographical regions. A company with a contribution score above 10 on the Environmental or Social pillar qualifies as best performer. A company qualifying as sustainable investment through this criteria can for example contribute to the following objectives:

a. Environmental: fight against climate change, environmental risk management, sustainable management of natural resources, waste management, water management, GHG emissions reduction, renewable energy, sustainable agriculture, green infrastructure;

b. Social: health and safety, human capital management, good external stakeholder management (supply chain, contractors, data), business ethics preparedness, good corporate governance.

Green bonds, social bonds and sustainability bonds issued to support specific environmental and/or social projects are also qualified as sustainable investments provided that these debt securities receive an investment recommendation 'POSITIVE' or 'NEUTRAL' from the Sustainability Center following the issuer and underlying project assessment based on a proprietary Green/Social/Sustainability Bond Assessment methodology.

Companies identified as a sustainable investment should not significantly harm any other environmental or social objectives (the Do No Significant Harm 'DNSH' principle) and should follow good governance practices. BNP Paribas Asset Management (BNPP AM) uses its proprietary methodology to assess all companies against these requirements.

More information on the internal methodology can be found on the website of the investment manager: <https://docfinder.bnpparibas-am.com/api/files/14787511-CB33-49FC-B9B5-7E934948BE63>

● **How do the sustainable investments that the financial product partially intends to make, not cause significant harm to any environmental or social sustainable investment objective?**

Sustainable investments that the product partially intends to make should not significantly harm any environmental or social objective (DNSH Principle). In this respect, the investment manager commits to consider principal adverse impacts on sustainability factors by taking into account indicators for adverse impacts as defined in SFDR, and to not invest in companies that do not meet their fundamental obligations in line with the OECD Guidelines and the UN Guiding Principles on Business and Human Rights.

How have the indicators for adverse impacts on sustainability factors been taken into account?

The investment manager ensures that throughout its investment process, the financial product takes into account principal all the adverse impact indicators that are relevant to its investment strategy to select the sustainable investments that the financial product partially intends to make by systematically implementing the sustainable investment pillars defined in

Principal adverse impacts are the most significant negative impacts of investment decisions on sustainability factors relating to environmental, social and employee matters, respect for human rights, anti-corruption and anti-bribery matters.



the BNP Paribas Asset Management Global Sustainability Strategy (GSS) into its investment process : RBC policy, ESG integration guidelines, Stewardship, the forward-looking vision the '3Es' (Energy transition, Environmental sustainability, Equality & Inclusive Growth).

The RBC policy establishes a common framework across investments and economic activities that help identify industries and behaviours presenting a high risk of adverse impacts in violation of international norms. As part of the RBC Policy, sector policies provide a tailored approach to identify and prioritize principal adverse impacts based on the nature of the economic activity, and in many cases, the geography in which these economic activities take place.

The ESG Integration Guidelines includes a series of commitments, which are material to consideration of principal adverse sustainability impacts, and guides the internal ESG integration process. The proprietary ESG scoring framework includes an assessment of a number of adverse sustainability impacts caused by companies in which we invest. Outcome of this assessment may impact the valuation models as well as the portfolio construction depending on the severity and materiality of adverse impacts identified.

Thus, the Investment Manager considers principal adverse sustainability impacts throughout the investment process through the use of the internal ESG scores and construction of the portfolio with an improved ESG profile compared to its investment universe.

The Forward-looking perspective defines a set of objectives and developed performance indicators to measure how the researches, portfolios and commitments are aligned on three issues, the '3Es' (Energy transition, Environmental sustainability, Equality & inclusive growth) and thus support investment processes.

Furthermore, the Stewardship team regularly identifies adverse impacts through ongoing research, collaboration with other long-term investors, and dialogue with NGOs and other experts.

As regards the sustainable investments that the financial product intends to make, the following principal adverse sustainability impacts are taken into account:

Corporate mandatory indicators:

1. GreenHouse Gas (GHG) Emissions
2. Carbon footprint
3. GHG intensity of investee companies
4. Exposure to companies active in the fossil fuel sector
5. Share of non-renewable energy consumption and production
6. Energy consumption intensity per high impact climate sector
7. Activities negatively affecting biodiversity sensitive areas
8. Emissions to water
9. Hazardous waste ratio
10. Violations of UN Global Compact principles and Organisation for Economic Cooperation and Development (OECD) Guidelines for Multinational Enterprises
11. Lack of processes and compliance mechanisms to monitor compliance with UN Global Compact principles and OECD Guidelines for Multinational Enterprises
12. Unadjusted gender pay gap
13. Board gender diversity
14. Exposure to controversial weapons (anti-personnel mines, cluster munitions, chemical weapons and biological weapons)

Corporate voluntary indicators:

Environment

4. Investments in companies without carbon emission reduction initiatives

Social

4. Lack of a supplier code of conduct
9. Lack of a human rights policy

Sovereign mandatory indicator:

15. GHG intensity
16. Investee countries subject to social violations

More detailed information on the manner in which principal adverse impacts on sustainability factors are considered can be found in the BNP PARIBAS ASSET MANAGEMENT SFDR disclosure statement:

<https://docfinder.bnpparibas-am.com/api/files/874ADAE2-3EE7-4AD4-B0ED-84FC06E090BF>

In addition, information on how the principal adverse impacts on sustainability factors have been considered over the year will be available in the annual report of the financial product.

How are the sustainable investments aligned with the OECD Guidelines for Multinational Enterprises and the UN Guiding Principles on Business and Human Rights?

The investment universe of the financial product is periodically screened with a view to identify issuers that are potentially in violation or at risk of violation of the UN Global Compact Principles, OECD Guidelines for Multinational Enterprises and UN Guiding Principles on Business & Human Rights, including the principles and rights set out in the eight fundamental conventions identified in the Declaration of the International Labour Organisation on Fundamental Principles and Rights at Work and the International Bill of Human Rights. This assessment is conducted within the BNPP AM Sustainability Centre on the basis of internal analysis and information provided by external experts, and in consultation with BNP Paribas Group CSR Team. If an issuer is found to be in serious and repeated violations of any of the principles, it will be placed on an 'exclusion list' and will not be available for investment. Existing investments should be divested from the portfolio according to an internal procedure. If an issuer is at risk of violating any of the principles, it is placed on a 'watch list' monitored, as appropriate.

The EU Taxonomy sets out a 'do not significant harm' principle by which Taxonomy-aligned investments should not significantly harm EU Taxonomy objectives and is accompanied by specific EU criteria.

The 'do no significant harm' principle applies only to those investments underlying the financial product that take into account the EU criteria for environmentally sustainable economic activities. The investments underlying the remaining portion of this financial product do not take into account the EU criteria for environmentally sustainable economic activities.

Any other sustainable investments must also not significantly harm any environmental or social objectives.



Does this financial product consider principal adverse impacts on sustainability factors?

Yes

The product considers principal adverse impacts on sustainability factors by systematically implementing the sustainable investment pillars defined in the GSS into its investment process. These pillars are covered by firm-wide policies that set criteria to identify, consider and prioritise as well as address or mitigate adverse sustainability impacts caused by issuers.

The RBC policy establishes a common framework across investments and economic activities that help identify industries and behaviours presenting a high risk of adverse impacts in violation of international norms. As part of the RBC Policy, sector policies provide a tailored approach to identify and prioritize principal adverse impacts based on the nature of the economic activity, and in many cases, the geography in which these economic activities take place.

The ESG Integration Guidelines includes a series of commitments, which are material to consideration of principal adverse sustainability impacts, and guides the internal ESG integration process. The proprietary ESG scoring framework includes an assessment of a number of adverse sustainability impacts caused by companies in which we invest. Outcome of this assessment may impact the valuation models as well as the portfolio construction depending on the severity and materiality of adverse impacts identified.

Thus, the Investment Manager considers principal adverse sustainability impacts throughout the investment process through the use of the internal ESG scores and construction of the portfolio with an improved ESG profile compared to its investment universe.

The Forward-looking perspective defines a set of objectives and developed performance indicators to measure how the researches, portfolios and commitments are aligned on three issues, the '3Es' (Energy transition, Environmental sustainability, Equality & inclusive growth) and thus support investment processes.

Furthermore, the Stewardship team regularly identifies adverse impacts through ongoing research, collaboration with other long-term investors, and dialogue with NGOs and other experts.

Actions to address or mitigate principal adverse sustainability impacts depend on the severity and materiality of these impacts. These actions are guided by the RBC Policy, ESG Integration Guidelines, and Engagement and Voting Policy which include the following provisions :

- Exclusion of issuers that are in violation of international norms and conventions and issuers that are involved in activities presenting an unacceptable risk to society and/or the environment
- Engagement with issuers with the aim of encouraging them to improve their environmental, social and governance practices and, thus, mitigate potential adverse impacts
- In case of equity holdings, voting at Annual General Meetings of companies the portfolio is invested in to promote good governance and advance environmental and social issues
- Ensuring all securities included in the portfolio have supportive ESG research
- Managing portfolios so that their aggregate ESG score is better than the relevant benchmark or universe

Based on the above approach, and depending on the composition of the financial product's portfolio (i.e. the type of issuer), the financial product considers and addresses or mitigates the following principal adverse sustainability impacts:

Corporate mandatory indicators:

1. GreenHouse Gas (GHG) Emissions
2. Carbon footprint
3. GHG intensity of investee companies
4. Exposure to companies active in the fossil fuel sector
5. Share of non-renewable energy consumption and production
6. Energy consumption intensity per high impact climate sector



7. Activities negatively affecting biodiversity sensitive areas
8. Emissions to water
9. Hazardous waste ratio
10. Violations of UN Global Compact principles and Organisation for Economic Cooperation and Development (OECD) Guidelines for Multinational Enterprises
11. Lack of processes and compliance mechanisms to monitor compliance with UN Global Compact principles and OECD Guidelines for Multinational Enterprises
12. Unadjusted gender pay gap
13. Board gender diversity
14. Exposure to controversial weapons (anti-personnel mines, cluster munitions, chemical weapons and biological weapons)

Corporate voluntary indicators:

Environment

4. Investments in companies without carbon emission reduction initiatives

Social

4. Lack of a supplier code of conduct
9. Lack of a human rights policy

Sovereign mandatory indicator:

15. GHG intensity
16. Investee countries subject to social violations

More detailed information on the manner in which principal adverse impacts on sustainability factors are considered can be found in the BNP PARIBAS ASSET MANAGEMENT SFDR disclosure statement: <https://docfinder.bnpparibas-am.com/api/files/874ADAE2-3EE7-4AD4-BOED-84FC06E090BF>
In addition, information on how the principal adverse impacts on sustainability factors have been considered over the year will be available in the annual report of the financial product.

No



What investment strategy does this financial product follow?

The investment strategy guides investment decisions based on factors such as investment objectives and risk tolerance.

To achieve the investment objective of the financial product, the investment manager takes into account at each step of its investment process the Environmental, Social and Governance (ESG) criteria that the financial product promotes.

The investment universe of the financial product is thoroughly screened with a view to identify issuers that are in violation of the UN Global Compact Principles, OECD Guidelines for Multinational Enterprises and UN Guiding Principles on Business & Human Rights.

Then the Investment Manager integrates ESG ratings and criteria into the assessment of issuers. ESG ratings are built by BNP Paribas Asset Management's Sustainability Centre using a proprietary ESG methodology.

The investment manager constantly integrates the binding elements of the investment strategy described in the question below to construct an investment portfolio with an improved ESG profile compared to its investment universe.

Environmental, social and governance (ESG) criteria contribute to, but are not a determining factor in, the manager's decision-making.

The elements of the investment strategy to attain the environmental or social characteristics promoted by this financial product as described below are systematically integrated throughout the investment process.

- **What are the binding elements of the investment strategy used to select the investments to attain each of the environmental or social characteristics promoted by this financial product?**

- The financial product shall comply with the RBC Policy by excluding companies involved in controversies due to poor practices related to human and labor rights, environment, and corruption, as well as



companies operating in sensitive sectors (tobacco, coal, controversial weapons, asbestos,...), as these companies are deemed to be in violation of international norms, or to cause unacceptable harm to society and/or the environment.

More information on the RBC Policy, and in particular criteria relating to sectoral exclusions, can be found on the website of the investment manager: Sustainability documents - BNPP AM Corporate English (<https://www.bnpparibas-am.com/sustainability-documents/>)

- The financial product shall have the weighted average ESG score of its portfolio higher than the weighted average ESG score of its investment universe, as defined in the Prospectus
- The financial product shall have at least 90% of its assets (excluding ancillary liquid assets) covered by the ESG analysis based on the ESG internal proprietary methodology
- The sub-fund shall invest at least 50% of the fund assets (% of AUM) in companies with at least 20% revenue, profit or capital invested in economic activities aligned to the theme
- The financial product shall invest at least 30% of its assets in 'sustainable investments' as defined in Article 2 (17) of the SFDR regulation. Criteria to qualify an investment as 'sustainable investment' are indicated in the above question 'What are the objectives of the sustainable investments that the financial product partially intends to make and does the sustainable investments contribute to such objectives' and the quantitative and qualitative thresholds are mentioned in the main part of the Prospectus

● **What is the committed minimum rate to reduce the scope of the investments considered prior to the application of that investment strategy?**

The financial product does not commit to a reduction of the scope of investments prior to the application of its investment strategy.

● **What is the policy to assess good governance practices of the investee companies?**

The ESG scoring framework assesses corporate governance through a core set of standard key performance indicators for all sectors supplemented by sector specific metrics. The governance metrics and indicators to assess good governance practices such as sound management structures, employee relations, remuneration of staff and tax compliance include but are not limited to:

- Separation of power (e.g. Split CEO/Chair)
- Board diversity
- Executive pay (remuneration policy)
- Board Independence, and key committees independence
- Accountability of directors
- Financial expertise of the Audit Committee
- Respect of shareholders rights and absence of antitakeover devices
- The presence of appropriate policies (i.e. Bribery and corruption, whistleblower)
- Tax disclosure
- An assessment of prior negative incidents relating to governance

The ESG analysis goes beyond the framework to look at a more qualitative assessment of how the insights from our ESG model are reflected in the culture and operations of investee companies. In some cases, the ESG analysts will conduct due diligence meetings to better understand the company's approach to corporate governance.

Good governance practices include sound management structures, employee relations, remuneration of staff and tax compliance.



What is the asset allocation planned for this financial product?

Asset allocation describes the share of investments in specific assets.

At least 80% of the investments of the financial product will be used to meet the environmental or social characteristics promoted, in accordance with the binding elements of the investment strategy of the financial product.

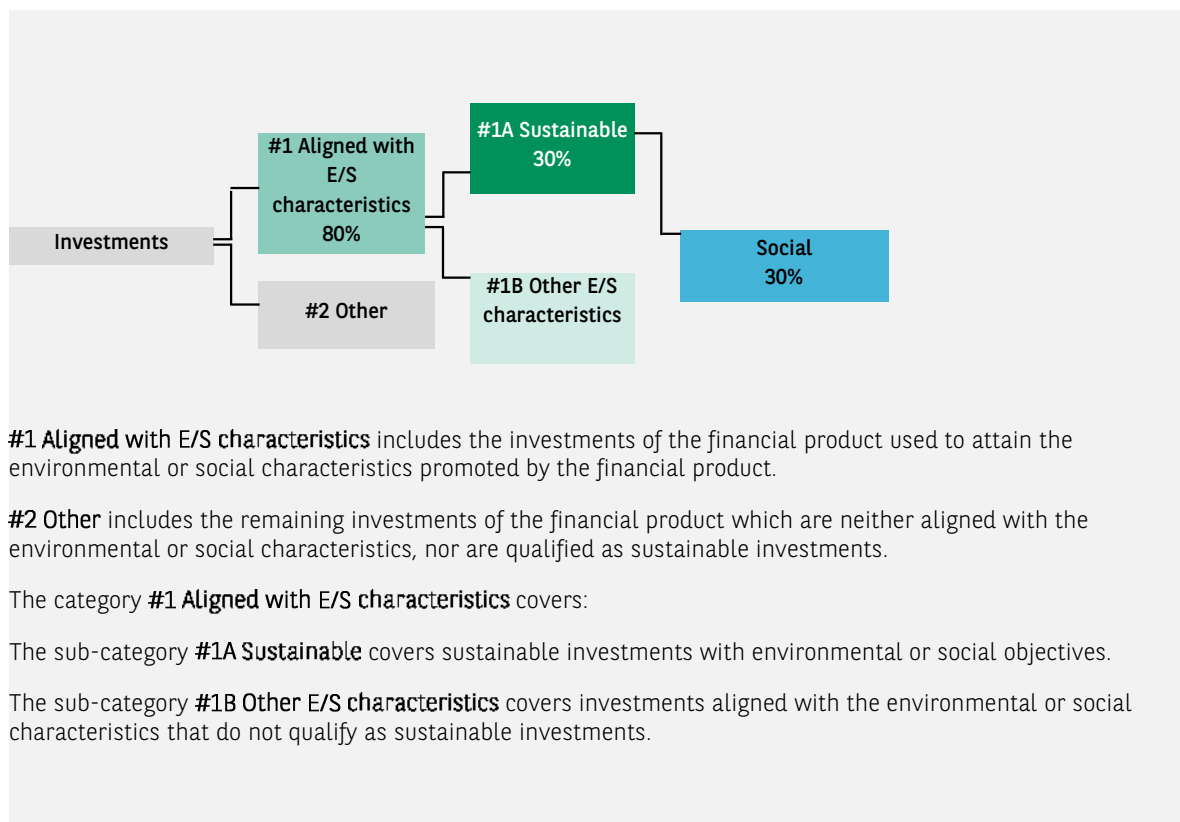
Taxonomy-aligned activities are expressed as a share of:

For the avoidance of doubt, such a proportion is solely a minimum and the exact percentage of the investments of the financial product that attained the promoted environmental or social characteristics will be available in the annual report.

The minimum proportion of sustainable investments of the financial product is 30%.


The remaining proportion of the investments is mainly used as described under the question: "What investments are included under "#2 Other", what is their purpose and are there any minimum environmental or social safeguards?"

- **turnover** reflecting the share of revenue from green activities of investee companies.
 - **capital expenditure** (CapEx) showing the green investments made by investee companies, e.g. for a transition to a green economy.
 - **operational expenditure** (OpEx) reflecting green operational activities of investee companies.



● **How does the use of derivatives attain the environmental or social characteristics promoted by the financial product?**

Financial derivative instruments may be used for efficient portfolio management, hedging and/or investment purposes, if applicable. These instruments are not used to attain the environmental or social characteristics promoted by the product.

 **To what minimum extent are sustainable investments with an environmental objective aligned with the EU Taxonomy?**

Not applicable

● **Does the financial product invest in fossil gas and/or nuclear energy related activities that comply with the EU Taxonomy¹?**

Yes

In fossil gas In Nuclear Energy

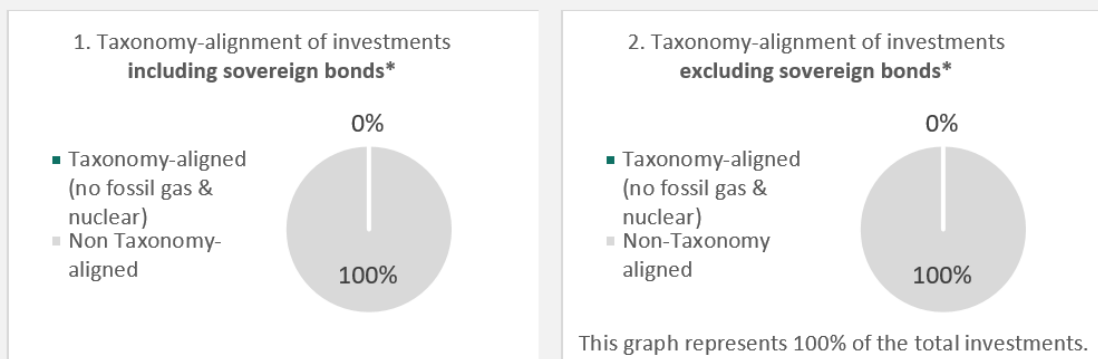
No

¹ - Fossil gas and/or nuclear related activities will only comply with the EU Taxonomy where they contribute to limiting climate change ("climate change mitigation") and do not significantly harm any EU Taxonomy objective - see explanatory note in the left hand margin. The full criteria for fossil gas and nuclear energy economic activities that comply with the EU Taxonomy are laid down in Commission Delegated Regulation (EU) 2022/1214.

To comply with the EU Taxonomy, the criteria for **fossil gas** include limitations on emissions and switching to renewable power or low-carbon fuels by the end of 2035. For **nuclear energy**, the criteria include comprehensive safety and waste management rules.

Enabling activities directly enable other activities to make a substantial contribution to an environmental objective. **Transitional activities** are activities for which low-carbon alternatives are not yet available and among others have greenhouse gas emission levels corresponding to the best performance.

The two graphs below show in green the minimum percentage of investments that are aligned with the EU Taxonomy. As there is no appropriate methodology to determine the Taxonomy-alignment of sovereign bonds*, the first graph shows the Taxonomy-alignment in relation to all the investments of the financial product including sovereign bonds, while the second graph shows the Taxonomy-alignment only in relation to the investments of the financial product other than sovereign bonds.



* For the purpose of these graphs, 'sovereign bonds' consist of all sovereign exposures

● **What is the minimum share of investments in transitional and enabling activities?**

Not applicable

are sustainable investments with an environmental objective that **do not take into account the criteria** for environmentally sustainable economic activities under the EU Taxonomy.

● **What is the minimum share of sustainable investments with an environmental objective that are not aligned with the EU Taxonomy?**

Not applicable

● **What is the minimum share of socially sustainable investments?**

The minimum share of socially sustainable investments within the financial product is 30%.

● **What investments are included under '#2 Other', what is their purpose and are there any minimum environmental or social safeguards?**

The remaining proportion of the investments may include :

- The proportion of assets that are not used to meet the environmental or social characteristics promoted by the financial product. These assets are used for investment purposes, or
- Instruments which are mainly used for liquidity, efficient portfolio management, and/or hedging purposes, notably cash, deposits and derivatives

In any case, the investment manager will ensure that those investments are made while maintaining the improvement of the ESG profile of the financial product. In addition, those investments are made in compliance with our internal processes, including the following minimum environmental or social safeguards:

- The risk management policy. The risk management policy comprises procedures as are necessary to enable the management company to assess for each financial product it manages the exposure of that product to market, liquidity, sustainability and counterparty risks. And
- The RBC policy, where applicable, through the exclusion of companies involved in controversies due to poor

practices related to human and labour rights, environment, and corruption, as well as companies operating in sensitive sectors (tobacco, coal, controversial weapons, asbestos,...), as these companies are deemed to be in violation of international norms, or to cause unacceptable harm to society and/or the environment



Is a specific index designated as a reference benchmark to determine whether this financial product is aligned with the environmental and/or social characteristics that it promotes?

Reference benchmarks are indexes to measure whether the financial product attains the environmental or social characteristics that they promote.

No reference benchmark has been designated for the purpose of attaining the environmental or social characteristics promoted by the financial product.

- **How is the reference benchmark continuously aligned with each of the environmental or social characteristics promoted by the financial product?**

Not applicable

- **How is the alignment of the investment strategy with the methodology of the index ensured on a continuous basis?**

Not applicable

- **How does the designated index differ from a relevant broad market index?**

Not applicable

- **Where can the methodology used for the calculation of the designated index be found?**

Not applicable



Where can I find more product specific information online?

More product-specific information can be found on the website: <https://www.bnpparibas-am.com/> after choosing the relevant country and directly in the section 'Sustainability-related disclosures' dedicated to the product.

Template pre-contractual disclosure for the financial products referred to in Article 8, paragraphs 1, 2 and 2a, of Regulation (EU) 2019/2088 and Article 6, first paragraph, of Regulation (EU) 2020/852

Product name: BNP PARIBAS FUNDS INCLUSIVE GROWTH

Legal entity identifier: 213800DZU8UV46DDU509

ENVIRONMENTAL AND/OR SOCIAL CHARACTERISTICS

Does this financial product have a sustainable investment objective?

Yes

No

It will make a minimum of sustainable investments with an environmental objective: ___%

in economic activities that qualify as environmentally sustainable under the EU Taxonomy

in economic activities that do not qualify as environmentally sustainable under the EU Taxonomy

It will make a minimum of sustainable investments with a social objective: ___%

It promotes Environmental/Social (E/S) characteristics and while it does not have as its objective a sustainable investment, it will have a minimum proportion of 51% of sustainable investments

with an environmental objective in economic activities that qualify as environmentally sustainable under the EU Taxonomy

with an environmental objective in economic activities that do not qualify as environmentally sustainable under the EU Taxonomy

with a social objective

It promotes E/S characteristics, but will not make any sustainable investments

Sustainable investment means an investment in an economic activity that contributes to an environmental or social objective, provided that the investment does not significantly harm any environmental or social objective and that the investee companies follow good governance practices.

The **EU Taxonomy** is a classification system laid down in Regulation (EU) 2020/852, establishing a list of **environmentally sustainable economic activities**. That Regulation does not lay down a list of socially sustainable economic activities. Sustainable investments with an environmental objective might be aligned with the Taxonomy or not.



What environmental and/or social characteristics are promoted by this financial product?

The financial product promotes environmental and social characteristics by assessing underlying investments against Environmental, Social, and Governance (ESG) criteria using an ESG internal proprietary methodology, and by investing in issuers that demonstrate good environmental, social and governance practices.

The financial product aims to improve its ESG profile and reduce its environmental footprint, as measured by greenhouse gas emissions, compared to its investment universe.

The ESG performance of an issuer is evaluated against a combination of environmental, social and governance factors which include but not limited to:

- o Environmental: energy efficiency, reduction of emissions of greenhouse gases (GHG), treatment of waste;
- o Social: respect of human rights and workers' rights, human resources management (workers' health and safety, diversity);

- Governance: Board of Directors independence, managers' remuneration, respect of minority shareholders rights.

The exclusion criteria are applied with regard to issuers that are in violation of international norms and convention, or operate in sensitive sectors as defined by the Responsible Business Conduct Policy (RBC Policy).

The investment manager also applies the BNP Paribas Group's sensitive countries framework, which includes restrictive measures on certain countries and/or activities that are considered as being particularly exposed to money laundering and terrorism financing related risks.

Furthermore, the investment manager promotes better environmental and social outcomes through engagement with issuers and the exercise of voting rights according to the Stewardship policy, where applicable.

No reference benchmark has been designated for the purpose of attaining the environmental or social characteristics promoted by the financial product.

● ***What sustainability indicators are used to measure the attainment of each of the environmental or social characteristics promoted by this financial product?***

The following sustainability indicators are used to measure the attainment of the environmental and social characteristics promoted by the financial product:

- The percentage of the financial product's portfolio compliant with the RBC Policy;
- The percentage of the financial product's portfolio covered by ESG analysis based on the ESG internal proprietary methodology;
- The percentage of the investment universe, being the large and mid-cap companies across the main markets of developed countries, eliminated on the basis of low ESG scores and/or sector exclusions, as defined in the Prospectus.
- The percentage of the financial product's portfolio invested in "sustainable investments" as defined in Article 2 (17) of the SFDR regulation.

● ***What are the objectives of the sustainable investments that the financial product partially intends to make and how does the sustainable investment contribute to such objectives?***

The objectives of the sustainable investments made by the financial product are to finance companies that contribute to environmental and/or social objectives through their products and services, as well as their sustainable practices.

The internal methodology, as defined in the main part of the Prospectus, integrates several criteria into its definition of sustainable investments that are considered to be core components to qualify a company as sustainable. These criteria are complementary to each other. In practice, a company must meet at least one of the criteria described below in order to be considered as contributing to an environmental or social objective:

1. A company with an economic activity aligned with the EU Taxonomy objectives. A company can be qualified as sustainable investment in case it has more than 20% of its revenues aligned with the EU Taxonomy. A company qualifying as sustainable investment through this criteria can for example contribute to the following environmental objectives: sustainable forestry, environmental restoration, sustainable manufacturing, renewable energy, water supply, sewerage, waste management and remediation, sustainable transportation, sustainable buildings, sustainable information and technology, scientific research for sustainable development;

Sustainability indicators measure how the environmental or social characteristics promoted by the financial product are attained.

2. A company with an economic activity contributing to one or more United Nations Sustainable Development goals (UN SDG) targets. A company can be qualified as sustainable investment in case it has more than 20% of its revenues aligned with the SDGs and less than 20% of its revenues misaligned with the UN SDGs. A company qualifying as sustainable investment through this criteria can for example contribute to the following objectives:
 - a. Environmental: sustainable agriculture, sustainable management of water and sanitation, sustainable and modern energy, sustainable economic growth, sustainable infrastructure, sustainable cities, sustainable consumption and production patterns, fight against climate change, conservation and sustainable use of oceans, seas and marine resources, protection, restoration and sustainable use of terrestrial ecosystems, sustainable management of forests, fight against desertification, land degradation and biodiversity loss;
 - b. Social: no poverty, zero hunger, food security, healthy lives and well-being at all ages, inclusive and equitable quality education and lifelong learning opportunities, gender equality, women and girls empowerment, availability of water and sanitation, access to affordable, reliable and modern energy, inclusive and sustainable economic growth, full and productive employment and decent work, resilient infrastructure, inclusive and sustainable industrialization, reduced inequality, inclusive, safe and resilient cities and human settlements, peaceful and inclusive societies, access to justice and effective, accountable and inclusive institutions, global partnership for sustainable development.
3. A company operating in a high GHG emission sector that is transitioning its business model to align with the objective of maintaining the global temperature rise below 1.5°C. A company qualifying as sustainable investment through this criteria can for example contribute to the following environmental objectives: GHG emissions reduction, fight against climate change;
4. A company with best-in-class environmental or social practices compared to its peers within the relevant sector and geographical region. The E or S best performer assessment is based on the BNPP AM ESG scoring methodology. The methodology scores companies and assesses them against a peer group comprising companies in comparable sectors and geographical regions. A company with a contribution score above 10 on the Environmental or Social pillar qualifies as best performer. A company qualifying as sustainable investment through this criteria can for example contribute to the following objectives:
 - a. Environmental: fight against climate change, environmental risk management, sustainable management of natural resources, waste management, water management, GHG emissions reduction, renewable energy, sustainable agriculture, green infrastructure;
 - b. Social: health and safety, human capital management, good external stakeholder management (supply chain, contractors, data), business ethics preparedness, good corporate governance.

Green bonds, social bonds and sustainability bonds issued to support specific environmental and/or social projects are also qualified as sustainable investments provided that these debt securities receive an investment recommendation "POSITIVE" or "NEUTRAL" from the Sustainability Center following the issuer and underlying project assessment based on a proprietary Green/Social/Sustainability Bond Assessment methodology.

Companies identified as a sustainable investment should not significantly harm any other environmental or social objectives (the Do No Significant Harm "DNSH" principle) and should follow good governance practices. BNP Paribas Asset Management (BNPP AM) uses its proprietary methodology to assess all companies against these requirements.

More information on the internal methodology can be found on the website of the investment manager: [Sustainability documents - BNPP AM Corporate English \(bnpparibas-am.com\)](https://www.bnpparibas-am.com/sustainability).

How do the sustainable investments that the financial product partially intends to make, not cause significant harm to any environmental or social sustainable investment objective?

Sustainable investments that the product partially intends to make should not significantly harm any environmental or social objective (DNSH Principle). In this respect, the investment manager commits to consider principal adverse impacts on sustainability factors by taking into account indicators for adverse impacts as defined in SFDR, and to not invest in companies that do not meet their fundamental obligations in line with the OECD Guidelines and the UN Guiding Principles on Business and Human Rights.

How have the indicators for adverse impacts on sustainability factors been taken into account?

The investment manager ensures that throughout its investment process, the financial product takes into account all principal adverse impact indicators that are relevant to its investment strategy to select the sustainable investments that the financial product partially intends to make by systematically implementing the sustainable investment pillars defined in the BNP Paribas Asset Management Global Sustainability Strategy (GSS) into its investment process: RBC policy, ESG integration guidelines, Stewardship, the forward-looking vision – the '3Es' (Energy transition, Environmental sustainability, Equality & Inclusive Growth).

The RBC policy establishes a common framework across investments and economic activities that help identify industries and behaviours presenting a high risk of adverse impacts in violation of international norms. As part of the RBC Policy, sector policies provide a tailored approach to identify and prioritize principal adverse impacts based on the nature of the economic activity, and in many cases, the geography in which these economic activities take place.

The ESG Integration Guidelines includes a series of commitments, which are material to consideration of principal adverse sustainability impacts, and guides the internal ESG integration process. The proprietary ESG scoring framework includes an assessment of a number of adverse sustainability impacts caused by companies in which we invest. Outcome of this assessment may impact the valuation models as well as the portfolio construction depending on the severity and materiality of adverse impacts identified.

Thus, the Investment Manager considers principal adverse sustainability impacts throughout the investment process through the use of the internal ESG scores and construction of the portfolio with an improved ESG profile compared to its investment universe.

The Forward-looking perspective defines a set of objectives and developed performance indicators to measure how the researches, portfolios and commitments are aligned on three issues, the "3Es" (Energy transition, Environmental sustainability, Equality & inclusive growth) and thus support investment processes.

Furthermore, the Stewardship team regularly identifies adverse impacts through ongoing research, collaboration with other long-term investors, and dialogue with NGOs and other experts.

As regards the sustainable investments that the financial product intends to make, the following principal adverse sustainability impacts are taken into account:

Corporate mandatory indicators:

1. GreenHouse Gas (GHG) Emissions
2. Carbon footprint
3. GHG intensity of investee companies
4. Exposure to companies active in the fossil fuel sector
5. Share of non-renewable energy consumption and production
6. Energy consumption intensity per high impact climate sector
7. Activities negatively affecting biodiversity sensitive areas
8. Emissions to water
9. Hazardous waste ratio

Principal adverse impacts are the most significant negative impacts of investment decisions on sustainability factors relating to environmental, social and employee matters, respect for human rights, anti-corruption and anti-bribery matters.

10. Violations of UN Global Compact principles and Organisation for Economic Cooperation and Development (OECD) Guidelines for Multinational Enterprises
11. Lack of processes and compliance mechanisms to monitor compliance with UN Global Compact principles and OECD Guidelines for Multinational Enterprises
12. Unadjusted gender pay gap
13. Board gender diversity
14. Exposure to controversial weapons (anti-personnel mines, cluster munitions, chemical weapons and biological weapons)

Corporate voluntary indicators:

Environment

4. Investments in companies without carbon emission reduction initiatives

Social

4. Lack of a supplier code of conduct
9. Lack of a human rights policy

Sovereign mandatory indicators

15. GHG intensity
16. Investee countries subject to social violations

More detailed information on the manner in which principal adverse impacts on sustainability factors are considered can be found in the BNP PARIBAS ASSET MANAGEMENT [SFDR disclosure statement: sustainability risk integration and Principal Adverse Impacts considerations](#).

In addition, information on how the principal adverse impacts on sustainability factors have been considered over the year will be available in the annual report of the financial product.

— — — *How are the sustainable investments aligned with the OECD Guidelines for Multinational Enterprises and the UN Guiding Principles on Business and Human Rights? Details:*

The investment universe of the financial product is periodically screened with a view to identify issuers that are potentially in violation or at risk of violation of the UN Global Compact Principles, OECD Guidelines for Multinational Enterprises and UN Guiding Principles on Business & Human Rights, including the principles and rights set out in the eight fundamental conventions identified in the Declaration of the International Labour Organisation on Fundamental Principles and Rights at Work and the International Bill of Human Rights. This assessment is conducted within the BNPP AM Sustainability Centre on the basis of internal analysis and information provided by external experts, and in consultation with BNP Paribas Group CSR Team. If an issuer is found to be in serious and repeated violations of any of the principles, it will be placed on an “exclusion list” and will not be available for investment. Existing investments should be divested from the portfolio according to an internal procedure. If an issuer is at risk of violating any of the principles, it is placed on a “watch list” monitored, as appropriate.

The EU Taxonomy sets out a “do not significant harm” principle by which Taxonomy-aligned investments should not significantly harm EU Taxonomy objectives and is accompanied by specific EU criteria.

The “do no significant harm” principle applies only to those investments underlying the financial product that take into account the EU criteria for environmentally sustainable economic activities. The investments underlying the remaining portion of this financial product do not take into account the EU criteria for environmentally sustainable economic activities.

Any other sustainable investments must also not significantly harm any environmental or social objectives.



Does this financial product consider principal adverse impacts on sustainability factors?

Yes

The product considers principal adverse impacts on sustainability factors by systematically implementing the sustainable investment pillars defined in the GSS into its investment process. These pillars are covered by firm-wide policies that set criteria to identify, consider and prioritise as well as address or mitigate adverse sustainability impacts caused by issuers.

The RBC policy establishes a common framework across investments and economic activities that help identify industries and behaviours presenting a high risk of adverse impacts in violation of international norms. As part of the RBC Policy, sector policies provide a tailored approach to identify and prioritize principal adverse impacts based on the nature of the economic activity, and in many cases, the geography in which these economic activities take place.

The ESG Integration Guidelines includes a series of commitments, which are material to consideration of principal adverse sustainability impacts, and guides the internal ESG integration process. The proprietary ESG scoring framework includes an assessment of a number of adverse sustainability impacts caused by companies in which we invest. Outcome of this assessment may impact the valuation models as well as the portfolio construction depending on the severity and materiality of adverse impacts identified.

Thus, the Investment Manager considers principal adverse sustainability impacts throughout the investment process through the use of the internal ESG scores and construction of the portfolio with an improved ESG profile compared to its investment universe.

The Forward-looking perspective defines a set of objectives and developed performance indicators to measure how the researches, portfolios and commitments are aligned on three issues, the “3Es” (Energy transition, Environmental sustainability, Equality & inclusive growth) and thus support investment processes.

Furthermore, the Stewardship team regularly identifies adverse impacts through ongoing research, collaboration with other long-term investors, and dialogue with NGOs and other experts.

Actions to address or mitigate principal adverse sustainability impacts depend on the severity and materiality of these impacts. These actions are guided by the RBC Policy, ESG Integration Guidelines, and Engagement and Voting Policy which include the following provisions:

- Exclusion of issuers that are in violation of international norms and conventions and issuers that are involved in activities presenting an unacceptable risk to society and/or the environment;

- Engagement with issuers with the aim of encouraging them to improve their environmental, social and governance practices and, thus, mitigate potential adverse impacts;
- In case of equity holdings, voting at Annual General Meetings of companies the portfolio is invested in to promote good governance and advance environmental and social issues;
- Ensuring all securities included in the portfolio have supportive ESG research.
- Managing portfolios so that their aggregate ESG score is better than the relevant benchmark or universe.

Based on the above approach, and depending on the composition of the financial product's portfolio (i.e. the type of issuer), the financial product considers and addresses or mitigates the following principal adverse sustainability impacts:

Corporate mandatory indicators:

1. GreenHouse Gas (GHG) Emissions
2. Carbon footprint
3. GHG intensity of investee companies
4. Exposure to companies active in the fossil fuel sector
5. Share of non-renewable energy consumption and production
6. Energy consumption intensity per high impact climate sector
7. Activities negatively affecting biodiversity sensitive areas
8. Emissions to water
9. Hazardous waste ratio
10. Violations of UN Global Compact principles and Organisation for Economic Cooperation and Development (OECD) Guidelines for Multinational Enterprises
11. Lack of processes and compliance mechanisms to monitor compliance with UN Global Compact principles and OECD Guidelines for Multinational Enterprises
12. Unadjusted gender pay gap
13. Board gender diversity
14. Exposure to controversial weapons (anti-personnel mines, cluster munitions, chemical weapons and biological weapons)

Corporate voluntary indicators:

Environment

4. Investments in companies without carbon emission reduction initiatives

Social

4. Lack of a supplier code of conduct
9. Lack of a human rights policy

Sovereign mandatory indicators

15. GHG intensity
16. Investee countries subject to social violations

More detailed information on the manner in which principal adverse impacts on sustainability factors are considered can be found in the BNP PARIBAS ASSET MANAGEMENT [SFDR disclosure statement: sustainability risk integration and Principal Adverse Impacts considerations](#).

In addition, information on how the principal adverse impacts on sustainability factors have been considered over the year will be available in the annual report of the financial product.

No



What investment strategy does this financial product follow?

The investment strategy guides investment decisions based on factors such as investment objectives and risk tolerance.

To achieve the investment objective of the financial product, the investment manager takes into account at each step of its investment process the Environmental, Social and Governance (ESG) criteria that the financial product promotes.

The investment universe of the financial product is thoroughly screened with a view to identify issuers that are in violation of the UN Global Compact Principles, OECD Guidelines for Multinational Enterprises and UN Guiding Principles on Business & Human Rights. Issuers failing to meet their fundamental obligations in the areas of human and labour rights, environment and corruption are excluded from the investment universe. The in-house sector policies relating to companies operating in sensitive areas (controversial weapons, asbestos, mining, palm oil, etc.) are implemented in order to identify and exclude companies with the worst practices.

Then the Investment Manager integrates ESG ratings and criteria into the assessment of issuers. ESG ratings are built by BNP Paribas Asset Management's Sustainability Centre using a proprietary ESG methodology.

The investment manager constantly integrates the binding elements of the investment strategy described in the question below to construct an investment portfolio with a significantly improved ESG profile compared to its investment universe.

In addition, the Investment Manager relies on the internal sustainable investment methodology, as defined in the answer to the question "What are the objectives of the sustainable investments that the financial product partially intends to make and how does the sustainable investments contribute to such objectives", to determine issuers that contribute to environmental and/or social objectives.

An extra-financial strategy may comprise methodological limitations such as the ESG Investment Risk as defined by the investment manager.

The elements of the investment strategy to attain the environmental or social characteristics promoted by this financial product as described below are systematically integrated throughout the investment process.

● *What are the binding elements of the investment strategy used to select the investments to attain each of the environmental or social characteristics promoted by this financial product?*

- The financial product shall comply with the RBC Policy by excluding companies involved in controversies due to poor practices related to human and labour rights, environment, and corruption, as well as companies operating in sensitive sectors (tobacco, coal, controversial weapons, asbestos,...), as these companies are deemed to be in violation of international norms, or to cause unacceptable harm to society and/or the environment.
More information on the RBC Policy, and in particular criteria relating to sectoral exclusions, can be found on the website of the investment manager: [Sustainability documents - BNPP AM Corporate English \(bnpparibas-am.com\)](#);
- The financial product shall have at least 90% of its assets (excluding ancillary liquid assets) covered by the ESG analysis based on the ESG internal proprietary methodology.
- At least 25% of the investment universe, being the large and mid-cap companies across the main markets of developed countries, is eliminated on the basis of low ESG scores and/or sector exclusions, as defined in the Prospectus.
- The financial product shall invest at least 51% of its assets in "sustainable investments" as defined in Article 2 (17) of the SFDR regulation. Criteria to qualify an investment as "sustainable investment" are indicated in the above question "What are the objectives of the sustainable investments that the financial product partially intends to make and does the sustainable investments contribute to such objectives" and the quantitative and qualitative thresholds are mentioned in the main part of the Prospectus.

- *What is the committed minimum rate to reduce the scope of the investments considered prior to the application of that investment strategy?*

The financial product's investment universe is reduced by a minimum of 25% due to exclusion of securities with low ESG score and/or sector exclusions as per the RBC Policy.

- *What is the policy to assess good governance practices of the investee companies?*

The ESG scoring framework assesses corporate governance through a core set of standard key performance indicators for all sectors supplemented by sector specific metrics.

The governance metrics and indicators to assess good governance practices such as sound management structures, employee relations, remuneration of staff and tax compliance include but are not limited to:

- Separation of power (e.g. Split CEO/Chair),
- Board diversity,
- Executive pay (remuneration policy),
- Board Independence, and key committees independence
- Accountability of directors,
- Financial expertise of the Audit Committee,
- Respect of shareholders rights and absence of antitakeover devices
- The presence of appropriate policies (i.e. Bribery and corruption, whistle-blower),
- Tax disclosure,
- An assessment of prior negative incidents relating to governance.

The ESG analysis goes beyond the framework to look at a more qualitative assessment of how the insights from our ESG model are reflected in the culture and operations of investee companies. In some cases, the ESG analysts will conduct due diligence meetings to better understand the company's approach to corporate governance.

Good governance practices include sound management structures, employee relations, remuneration of staff and tax compliance.



What is the asset allocation planned for this financial product?

Asset allocation describes the share of investments in specific assets.

At least 80% of the investments of the financial product will be used to meet the environmental or social characteristics promoted, in accordance with the binding elements of the investment strategy of the financial product.

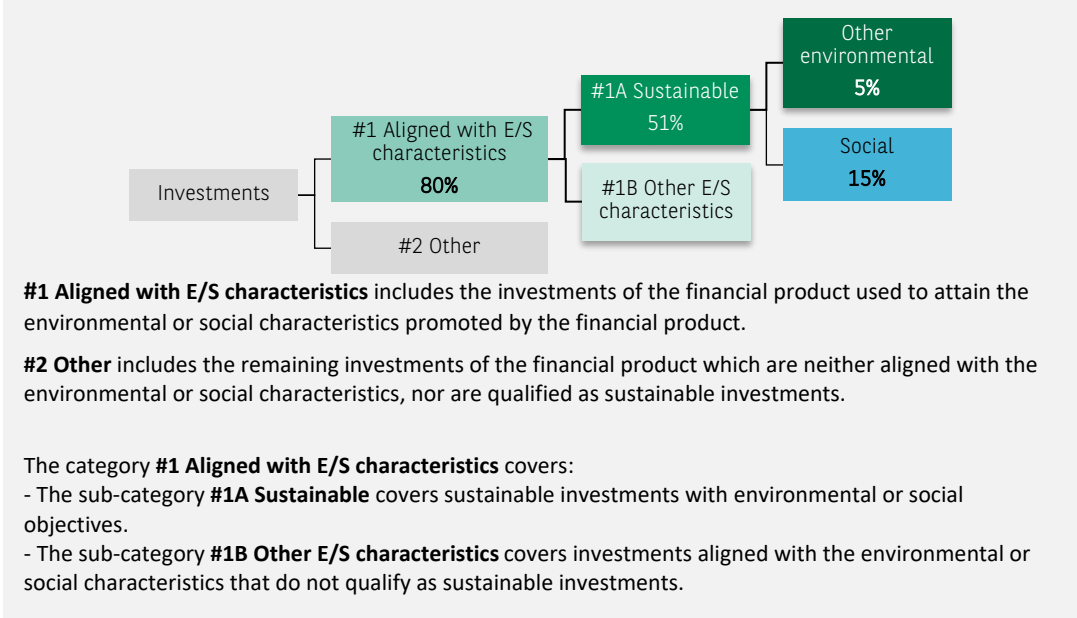
For the avoidance of doubt, such a proportion is solely a minimum commitment and the real percentage of the investments of the financial product that attained the promoted environmental or social characteristics will be available in the annual report

The minimum proportion of sustainable investments of the financial product is 51%.

The remaining proportion of the investments is mainly used as described under the question: "What investments are included under "#2 Other", what is their purpose and are there any minimum environmental or social safeguards?"

Taxonomy-aligned activities are expressed as a share of:

- **turnover** reflecting the share of revenue from green activities of investee companies
- **capital expenditure** (CapEx) showing the green investments made by investee companies, e.g. for a transition to a green economy.
- **operational expenditure** (OpEx) reflecting green operational activities of investee companies.



● *How does the use of derivatives attain the environmental or social characteristics promoted by the financial product?*

Financial derivative instruments may be used for efficient portfolio management, hedging and/or investment purposes, if applicable. These instruments are not used to attain the environmental or social characteristics promoted by the product.



To what minimum extent are sustainable investments with an environmental objective aligned with the EU Taxonomy?

Not applicable.

To comply with the EU Taxonomy, the criteria for **fossil gas** include limitations on emissions and switching to renewable power or low-carbon fuels by the end of 2035. For **nuclear energy**, the criteria include comprehensive safety and waste management rules.

● *Does the financial product invest in fossil gas and/or nuclear energy related activities that comply with the EU Taxonomy¹?*

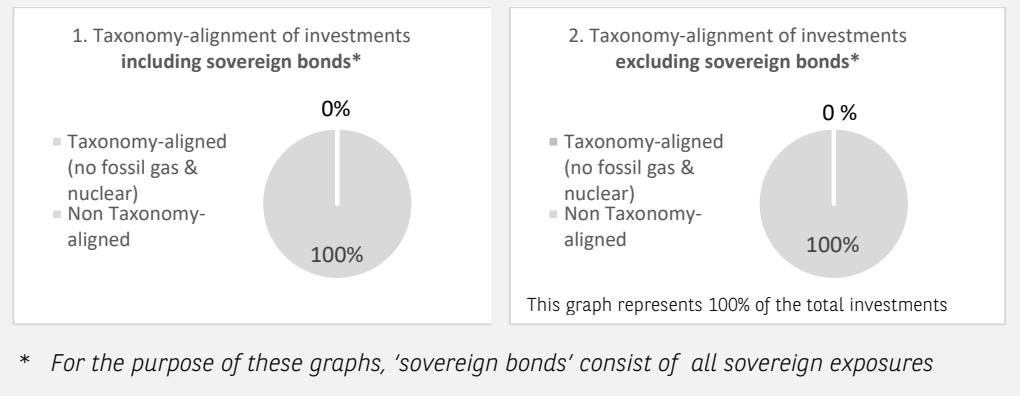
Yes:

In fossil gas In nuclear energy

No

¹ Fossil gas and/or nuclear related activities will only comply with the EU Taxonomy where they contribute to limiting climate change (“climate change mitigation”) and do not significantly harm an EU Taxonomy objective –see explanatory note in the left hand margin. The full criteria for fossil gas and nuclear energy economic activities that comply with the EU Taxonomy are laid down in Commission Delegated Regulation (EU) 2022/1214.

The two graphs below show in green the minimum percentage of investments that are aligned with the EU Taxonomy. As there is no appropriate methodology to determine the Taxonomy-alignment of sovereign bonds*, the first graph shows the Taxonomy alignment in relation to all the investments of the financial product including sovereign bonds, while the second graph shows the Taxonomy alignment only in relation to the investments of the financial product other than sovereign bonds.



● **What is the minimum share of investments in transitional and enabling activities?**

Not applicable.

Enabling activities directly enable other activities to make a substantial contribution to an environmental objective.

Transitional activities are activities for which low-carbon alternatives are not yet available and among others have greenhouse gas emission levels corresponding to the best performance.

are sustainable investments with an environmental objective that **do not take into account the criteria** for environmentally sustainable economic activities under the EU Taxonomy.



What is the minimum share of sustainable investments with an environmental objective that are not aligned with the EU Taxonomy?

The minimum share of sustainable investments with an environmental objective that are not aligned with the EU Taxonomy is 5%.

The minimum share is intentionally low as the objective of the investment manager is not to prevent the product from investing in taxonomy-aligned activities within the framework of the investment strategy of the product.

The Management Company is improving its Taxonomy-alignment data collection to ensure the accuracy and suitability of its Taxonomy sustainability-related disclosures. In the meantime, the financial product will invest in sustainable investments with an environmental objective that are not aligned with the EU Taxonomy.



What is the minimum share of socially sustainable investments?

The minimum share of socially sustainable investments within the financial product is 15%.



What investments are included under “#2 Other”, what is their purpose and are there any minimum environmental or social safeguards?

The remaining proportion of the investments may include :

- the proportion of assets that are not used to meet the environmental or social characteristics promoted by the financial product. These assets are used for investment purposes , or
- instruments which are mainly used for liquidity, efficient portfolio management, and/or hedging purposes, notably cash, deposits and derivatives.

In any case, the investment manager will ensure that those investments are made while maintaining the improvement of the ESG profile of the financial product. In addition, those investments are made in compliance with our internal processes, including the following minimum environmental or social safeguards:

- the risk management policy. The risk management policy comprises procedures as are necessary to enable the management company to assess for each financial product it manages the exposure of that product to market, liquidity, sustainability and counterparty risks. And
- the RBC policy, where applicable, through the exclusion of companies involved in controversies due to poor practices related to human and labour rights, environment, and corruption, as well as companies operating in sensitive sectors (tobacco, coal, controversial weapons, asbestos,...), as these companies are deemed to be in violation of international norms, or to cause unacceptable harm to society and/or the environment.



Is a specific index designated as a reference benchmark to determine whether this financial product is aligned with the environmental and/or social characteristics that it promotes?

No reference benchmark has been designated for the purpose of attaining the environmental or social characteristics promoted by the financial product.

- *How is the reference benchmark continuously aligned with each of the environmental or social characteristics promoted by the financial product?*

Not applicable

- *How is the alignment of the investment strategy with the methodology of the index ensured on a continuous basis?*

Not applicable

- *How does the designated index differ from a relevant broad market index?*

Not applicable

- *Where can the methodology used for the calculation of the designated index be found?*

Not applicable

Reference benchmarks are indexes to measure whether the financial product attains the environmental or social characteristics that they promote.



Where can I find more product specific information online?

More product-specific information can be found on the website: www.bnpparibas-am.com after choosing the relevant country and directly in the section “Sustainability-related disclosures” dedicated to the product.

Template pre-contractual disclosure for the financial products referred to in Article 8, paragraphs 1, 2 and 2a, of Regulation (EU) 2019/2088 and Article 6, first paragraph, of Regulation (EU) 2020/852

Sustainable investment means an investment in an economic activity that contributes to an environmental or social objective, provided that the investment does not significantly harm any environmental or social objective and that the investee companies follow good governance practices.

The **EU Taxonomy** is a classification system laid down in Regulation (EU) 2020/852, establishing a list of **environmentally sustainable economic activities**. That Regulation does not lay down a list of socially sustainable economic activities. Sustainable investments with an environmental objective might be aligned with the Taxonomy or not.

Product name : **BNP PARIBAS FUNDS INDIA EQUITY**

Legal Entity Identifier : 213800D4LDDHQV6FKY53

Environmental and/or social characteristics

Does this financial product have a sustainable investment objective?	
<input checked="" type="radio"/> <input type="radio"/> Yes	<input checked="" type="radio"/> <input type="radio"/> No
<input type="checkbox"/> It will make a minimum of sustainable investments with an environmental objective: ____%	<input checked="" type="checkbox"/> It promotes Environmental/Social (E/S) characteristics and while it does not have as its objective a sustainable investment, it will have a minimum proportion of 5% of sustainable investments
<input type="checkbox"/> in economic activities that qualify as environmentally sustainable under the EU Taxonomy	<input type="checkbox"/> with an environmental objective in economic activities that qualify as environmentally sustainable under the EU Taxonomy
<input type="checkbox"/> in economic activities that do not qualify as environmentally sustainable under the EU Taxonomy	<input checked="" type="checkbox"/> with an environmental objective in economic activities that do not qualify as environmentally sustainable under the EU Taxonomy
<input type="checkbox"/> It will make a minimum of sustainable investments with a social objective: ____%	<input checked="" type="checkbox"/> with a social objective
	<input type="checkbox"/> It promotes E/S characteristics, but will not make any sustainable investments



What environmental and/or social characteristics are promoted by this financial product?

The financial product promotes environmental and social characteristics by assessing underlying investments against Environmental, Social, and Governance (ESG) criteria using an ESG internal proprietary methodology, and by investing in issuers that demonstrate good environmental and social practices, while implementing robust corporate governance practices within their sector of activity.

The ESG performance of an issuer is evaluated against a combination of environmental, social and governance factors which include but are not limited to:

- Environmental: energy efficiency, reduction of emissions of greenhouse gases (GHG), treatment of waste

- Social: respect of human rights and workers' rights, human resources management (workers' health and safety, diversity)
- Governance: Board of Directors independence, managers' remuneration, respect of minority shareholders rights

The exclusion criteria are applied with regard to issuers that are in violation of international norms and convention, or operate in sensitive sectors as defined by the Responsible Business Conduct Policy (RBC Policy).

Furthermore, the investment manager promotes better environmental and social outcomes through engagement with issuers and the exercise of voting rights according to the Stewardship policy, where applicable.

No reference benchmark has been designated for the purpose of attaining the environmental or social characteristics promoted by the financial product.

Sustainability indicators measure how the environmental or social characteristics promoted by the financial product are attained.

● **What sustainability indicators are used to measure the attainment of each of the environmental or social characteristics promoted by this financial product?**

The following sustainability indicators are used to measure the attainment of the environmental and social characteristics promoted by the financial product:

- The percentage of the financial product's portfolio compliant with the RBC Policy
- The percentage of the financial product's portfolio covered by ESG analysis based on the ESG internal proprietary methodology
- The weighted average ESG score of the financial product's portfolio compared to the weighted average ESG score of its investment universe, as defined in the Prospectus
- The percentage of the financial product's portfolio invested in 'sustainable investments' as defined in Article 2 (17) of the SFDR regulation

● **What are the objectives of the sustainable investments that the financial product partially intends to make and how does the sustainable investment contribute to such objectives?**

The objectives of the sustainable investments made by the financial product are to finance companies that contribute to environmental and/or social objectives through their products and services, as well as their sustainable practices.

The internal methodology, as defined in the main part of the Prospectus, integrates several criteria into its definition of sustainable investments that are considered to be core components to qualify a company as sustainable. These criteria are complementary to each other. In practice, a company must meet at least one of the criteria described below in order to be considered as contributing to an environmental or social objective:

1. A company with an economic activity aligned with the EU Taxonomy objectives. A company can be qualified as sustainable investment in case it has more than 20% of its revenues aligned with the EU Taxonomy. A company qualifying as sustainable investment through this criteria can for example contribute to the following environmental objectives: sustainable forestry, environmental restoration, sustainable manufacturing, renewable energy, water supply, sewerage, waste management and remediation, sustainable transportation, sustainable buildings, sustainable information and technology, scientific research for sustainable development;
2. A company with an economic activity contributing to one or more United Nations Sustainable Development goals (UN SDG) targets. A company can be qualified as sustainable investment in case it has more than 20% of its revenues aligned with the SDGs and less than 20% of its revenues misaligned with the UN SDGs. A company qualifying as sustainable investment through this criteria can for example contribute to the following objectives:
 - a. Environmental: sustainable agriculture, sustainable management of water and sanitation, sustainable and modern energy, sustainable economic growth, sustainable infrastructure, sustainable cities, sustainable consumption and production patterns, fight against climate change, conservation and sustainable use of oceans, seas and marine resources, protection, restoration and sustainable use of

terrestrial ecosystems, sustainable management of forests, fight against desertification, land degradation and biodiversity loss;

b. Social: no poverty, zero hunger, food security, healthy lives and well-being at all ages, inclusive and equitable quality education and lifelong learning opportunities, gender equality, women and girls empowerment, availability of water and sanitation, access to affordable, reliable and modern energy, inclusive and sustainable economic growth, full and productive employment and decent work, resilient infrastructure, inclusive and sustainable industrialization, reduced inequality, inclusive, safe and resilient cities and human settlements, peaceful and inclusive societies, access to justice and effective, accountable and inclusive institutions, global partnership for sustainable development.

3. A company operating in a high GHG emission sector that is transitioning its business model to align with the objective of maintaining the global temperature rise below 1.5°C. A company qualifying as sustainable investment through this criteria can for example contribute to the following environmental objectives: GHG emissions reduction, fight against climate change;

4. A company with best-in-class environmental or social practices compared to its peers within the relevant sector and geographical region. The E or S best performer assessment is based on the BNPP AM ESG scoring methodology. The methodology scores companies and assesses them against a peer group comprising companies in comparable sectors and geographical regions. A company with a contribution score above 10 on the Environmental or Social pillar qualifies as best performer. A company qualifying as sustainable investment through this criteria can for example contribute to the following objectives:

a. Environmental: fight against climate change, environmental risk management, sustainable management of natural resources, waste management, water management, GHG emissions reduction, renewable energy, sustainable agriculture, green infrastructure;

b. Social: health and safety, human capital management, good external stakeholder management (supply chain, contractors, data), business ethics preparedness, good corporate governance.

Green bonds, social bonds and sustainability bonds issued to support specific environmental and/or social projects are also qualified as sustainable investments provided that these debt securities receive an investment recommendation 'POSITIVE' or 'NEUTRAL' from the Sustainability Center following the issuer and underlying project assessment based on a proprietary Green/Social/Sustainability Bond Assessment methodology.

Companies identified as a sustainable investment should not significantly harm any other environmental or social objectives (the Do No Significant Harm 'DNSH' principle) and should follow good governance practices. BNP Paribas Asset Management (BNPP AM) uses its proprietary methodology to assess all companies against these requirements.

More information on the internal methodology can be found on the website of the investment manager: <https://docfinder.bnpparibas-am.com/api/files/14787511-CB33-49FC-B9B5-7E934948BE63>

● **How do the sustainable investments that the financial product partially intends to make, not cause significant harm to any environmental or social sustainable investment objective?**

Sustainable investments that the product partially intends to make should not significantly harm any environmental or social objective (DNSH Principle). In this respect, the investment manager commits to consider principal adverse impacts on sustainability factors by taking into account indicators for adverse impacts as defined in SFDR, and to not invest in companies that do not meet their fundamental obligations in line with the OECD Guidelines and the UN Guiding Principles on Business and Human Rights.

How have the indicators for adverse impacts on sustainability factors been taken into account?

The investment manager ensures that throughout its investment process, the financial product takes into all the account principal all the adverse impact indicators that are relevant to its investment strategy to select the sustainable investments that the financial product partially intends to make by systematically implementing the sustainable investment pillars defined in

Principal adverse impacts are the most significant negative impacts of investment decisions on sustainability factors relating to environmental, social and employee matters, respect for human rights, anti-corruption and anti-bribery matters.



the BNP Paribas Asset Management Global Sustainability Strategy (GSS) into its investment process : RBC policy, ESG integration guidelines, Stewardship, the forward-looking vision the '3Es' (Energy transition, Environmental sustainability, Equality & Inclusive Growth).

The RBC policy establishes a common framework across investments and economic activities that help identify industries and behaviours presenting a high risk of adverse impacts in violation of international norms. As part of the RBC Policy, sector policies provide a tailored approach to identify and prioritize principal adverse impacts based on the nature of the economic activity, and in many cases, the geography in which these economic activities take place.

The ESG Integration Guidelines includes a series of commitments, which are material to consideration of principal adverse sustainability impacts, and guides the internal ESG integration process. The proprietary ESG scoring framework includes an assessment of a number of adverse sustainability impacts caused by companies in which we invest. Outcome of this assessment may impact the valuation models as well as the portfolio construction depending on the severity and materiality of adverse impacts identified.

Thus, the Investment Manager considers principal adverse sustainability impacts throughout the investment process through the use of the internal ESG scores and construction of the portfolio with an improved ESG profile compared to its investment universe.

The Forward-looking perspective defines a set of objectives and developed performance indicators to measure how the researches, portfolios and commitments are aligned on three issues, the '3Es' (Energy transition, Environmental sustainability, Equality & inclusive growth) and thus support investment processes.

Furthermore, the Stewardship team regularly identifies adverse impacts through ongoing research, collaboration with other long-term investors, and dialogue with NGOs and other experts.

As regards the sustainable investments that the financial product intends to make, the following principal adverse sustainability impacts are taken into account:

Corporate mandatory indicators:

1. GreenHouse Gas (GHG) Emissions
2. Carbon footprint
3. GHG intensity of investee companies
4. Exposure to companies active in the fossil fuel sector
5. Share of non-renewable energy consumption and production
6. Energy consumption intensity per high impact climate sector
7. Activities negatively affecting biodiversity sensitive areas
8. Emissions to water
9. Hazardous waste ratio
10. Violations of UN Global Compact principles and Organisation for Economic Cooperation and Development (OECD) Guidelines for Multinational Enterprises
11. Lack of processes and compliance mechanisms to monitor compliance with UN Global Compact principles and OECD Guidelines for Multinational Enterprises
12. Unadjusted gender pay gap
13. Board gender diversity
14. Exposure to controversial weapons (anti-personnel mines, cluster munitions, chemical weapons and biological weapons)

Corporate voluntary indicators:

Environment

4. Investments in companies without carbon emission reduction initiatives

Social

4. Lack of a supplier code of conduct
9. Lack of a human rights policy

Sovereign mandatory indicator:

15. GHG intensity
16. Investee countries subject to social violations

More detailed information on the manner in which principal adverse impacts on sustainability factors are considered can be found in the BNP PARIBAS ASSET MANAGEMENT SFDR disclosure statement:

<https://docfinder.bnpparibas-am.com/api/files/874ADAE2-3EE7-4AD4-B0ED-84FC06E090BF>

In addition, information on how the principal adverse impacts on sustainability factors have been considered over the year will be available in the annual report of the financial product.

How are the sustainable investments aligned with the OECD Guidelines for Multinational Enterprises and the UN Guiding Principles on Business and Human Rights?

The investment universe of the financial product is periodically screened with a view to identify issuers that are potentially in violation or at risk of violation of the UN Global Compact Principles, OECD Guidelines for Multinational Enterprises and UN Guiding Principles on Business & Human Rights, including the principles and rights set out in the eight fundamental conventions identified in the Declaration of the International Labour Organisation on Fundamental Principles and Rights at Work and the International Bill of Human Rights. This assessment is conducted within the BNPP AM Sustainability Centre on the basis of internal analysis and information provided by external experts, and in consultation with BNP Paribas Group CSR Team. If an issuer is found to be in serious and repeated violations of any of the principles, it will be placed on an 'exclusion list' and will not be available for investment. Existing investments should be divested from the portfolio according to an internal procedure. If an issuer is at risk of violating any of the principles, it is placed on a 'watch list' monitored, as appropriate.

The EU Taxonomy sets out a 'do not significant harm' principle by which Taxonomy-aligned investments should not significantly harm EU Taxonomy objectives and is accompanied by specific EU criteria.

The 'do no significant harm' principle applies only to those investments underlying the financial product that take into account the EU criteria for environmentally sustainable economic activities. The investments underlying the remaining portion of this financial product do not take into account the EU criteria for environmentally sustainable economic activities.

Any other sustainable investments must also not significantly harm any environmental or social objectives.



Does this financial product consider principal adverse impacts on sustainability factors?

Yes

The product considers principal adverse impacts on sustainability factors by systematically implementing the sustainable investment pillars defined in the GSS into its investment process. These pillars are covered by firm-wide policies that set criteria to identify, consider and prioritise as well as address or mitigate adverse sustainability impacts caused by issuers.

The RBC policy establishes a common framework across investments and economic activities that help identify industries and behaviours presenting a high risk of adverse impacts in violation of international norms. As part of the RBC Policy, sector policies provide a tailored approach to identify and prioritize principal adverse impacts based on the nature of the economic activity, and in many cases, the geography in which these economic activities take place.

The ESG Integration Guidelines includes a series of commitments, which are material to consideration of principal adverse sustainability impacts, and guides the internal ESG integration process. The proprietary ESG scoring framework includes an assessment of a number of adverse sustainability impacts caused by companies in which we invest. Outcome of this assessment may impact the valuation models as well as the portfolio construction depending on the severity and materiality of adverse impacts identified.

Thus, the Investment Manager considers principal adverse sustainability impacts throughout the investment process through the use of the internal ESG scores and construction of the portfolio with an improved ESG profile compared to its investment universe.

The Forward-looking perspective defines a set of objectives and developed performance indicators to measure how the researches, portfolios and commitments are aligned on three issues, the '3Es' (Energy transition, Environmental sustainability, Equality & inclusive growth) and thus support investment processes.

Furthermore, the Stewardship team regularly identifies adverse impacts through ongoing research, collaboration with other long-term investors, and dialogue with NGOs and other experts.

Actions to address or mitigate principal adverse sustainability impacts depend on the severity and materiality of these impacts. These actions are guided by the RBC Policy, ESG Integration Guidelines, and Engagement and Voting Policy which include the following provisions :

- Exclusion of issuers that are in violation of international norms and conventions and issuers that are involved in activities presenting an unacceptable risk to society and/or the environment
- Engagement with issuers with the aim of encouraging them to improve their environmental, social and governance practices and, thus, mitigate potential adverse impacts
- In case of equity holdings, voting at Annual General Meetings of companies the portfolio is invested in to promote good governance and advance environmental and social issues
- Ensuring all securities included in the portfolio have supportive ESG research
- Managing portfolios so that their aggregate ESG score is better than the relevant benchmark or universe

Based on the above approach, and depending on the composition of the financial product's portfolio (i.e. the type of issuer), the financial product considers and addresses or mitigates the following principal adverse sustainability impacts:

Corporate mandatory indicators:

1. GreenHouse Gas (GHG) Emissions
2. Carbon footprint
3. GHG intensity of investee companies
4. Exposure to companies active in the fossil fuel sector
5. Share of non-renewable energy consumption and production
6. Energy consumption intensity per high impact climate sector



7. Activities negatively affecting biodiversity sensitive areas
8. Emissions to water
9. Hazardous waste ratio
10. Violations of UN Global Compact principles and Organisation for Economic Cooperation and Development (OECD) Guidelines for Multinational Enterprises
11. Lack of processes and compliance mechanisms to monitor compliance with UN Global Compact principles and OECD Guidelines for Multinational Enterprises
12. Unadjusted gender pay gap
13. Board gender diversity
14. Exposure to controversial weapons (anti-personnel mines, cluster munitions, chemical weapons and biological weapons)

Corporate voluntary indicators:

Environment

4. Investments in companies without carbon emission reduction initiatives

Social

4. Lack of a supplier code of conduct
9. Lack of a human rights policy

Sovereign mandatory indicator:

15. GHG intensity
16. Investee countries subject to social violations

More detailed information on the manner in which principal adverse impacts on sustainability factors are considered can be found in the BNP PARIBAS ASSET MANAGEMENT SFDR disclosure statement: <https://docfinder.bnpparibas-am.com/api/files/874ADAE2-3EE7-4AD4-BOED-84FC06E090BF>
In addition, information on how the principal adverse impacts on sustainability factors have been considered over the year will be available in the annual report of the financial product.

No



What investment strategy does this financial product follow?

The investment strategy guides investment decisions based on factors such as investment objectives and risk tolerance.

To achieve the investment objective of the financial product, the investment manager takes into account at each step of its investment process the Environmental, Social and Governance (ESG) criteria that the financial product promotes.

The investment universe of the financial product is thoroughly screened with a view to identify issuers that are in violation of the UN Global Compact Principles, OECD Guidelines for Multinational Enterprises and UN Guiding Principles on Business & Human Rights.

Then the Investment Manager integrates ESG ratings and criteria into the assessment of issuers. ESG ratings are built by BNP Paribas Asset Management's Sustainability Centre using a proprietary ESG methodology.

The investment manager constantly integrates the binding elements of the investment strategy described in the question below to construct an investment portfolio with an improved ESG profile compared to its investment universe.

Environmental, social and governance (ESG) criteria contribute to, but are not a determining factor in, the manager's decision-making.

The elements of the investment strategy to attain the environmental or social characteristics promoted by this financial product as described below are systematically integrated throughout the investment process.

- **What are the binding elements of the investment strategy used to select the investments to attain each of the environmental or social characteristics promoted by this financial product?**

- The financial product shall comply with the RBC Policy by excluding companies involved in controversies due to poor practices related to human and labor rights, environment, and corruption, as well as



companies operating in sensitive sectors (tobacco, coal, controversial weapons, asbestos,...), as these companies are deemed to be in violation of international norms, or to cause unacceptable harm to society and/or the environment.

More information on the RBC Policy, and in particular criteria relating to sectoral exclusions, can be found on the website of the investment manager: Sustainability documents - BNPP AM Corporate English (<https://www.bnpparibas-am.com/sustainability-documents/>)

- The financial product shall have the weighted average ESG score of its portfolio higher than the weighted average ESG score of its investment universe, as defined in the Prospectus
- The financial product shall have at least 75% of its assets (excluding ancillary liquid assets) covered by the ESG analysis based on the ESG internal proprietary methodology
- The financial product shall invest at least 5% of its assets in 'sustainable investments' as defined in Article 2 (17) of the SFDR regulation. Criteria to qualify an investment as 'sustainable investment' are indicated in the above question 'What are the objectives of the sustainable investments that the financial product partially intends to make and does the sustainable investments contribute to such objectives' and the quantitative and qualitative thresholds are mentioned in the main part of the Prospectus

● **What is the committed minimum rate to reduce the scope of the investments considered prior to the application of that investment strategy?**

The financial product does not commit to a reduction of the scope of investments prior to the application of its investment strategy.

● **What is the policy to assess good governance practices of the investee companies?**

The ESG scoring framework assesses corporate governance through a core set of standard key performance indicators for all sectors supplemented by sector specific metrics. The governance metrics and indicators to assess good governance practices such as sound management structures, employee relations, remuneration of staff and tax compliance include but are not limited to:

- Separation of power (e.g. Split CEO/Chair)
- Board diversity
- Executive pay (remuneration policy)
- Board Independence, and key committees independence
- Accountability of directors
- Financial expertise of the Audit Committee
- Respect of shareholders rights and absence of antitakeover devices
- The presence of appropriate policies (i.e. Bribery and corruption, whistleblower)
- Tax disclosure
- An assessment of prior negative incidents relating to governance

The ESG analysis goes beyond the framework to look at a more qualitative assessment of how the insights from our ESG model are reflected in the culture and operations of investee companies. In some cases, the ESG analysts will conduct due diligence meetings to better understand the company's approach to corporate governance.

Good governance practices include sound management structures, employee relations, remuneration of staff and tax compliance.



What is the asset allocation planned for this financial product?

Asset allocation describes the share of investments in specific assets.

At least 65% of the investments of the financial product will be used to meet the environmental or social characteristics promoted, in accordance with the binding elements of the investment strategy of the financial product.

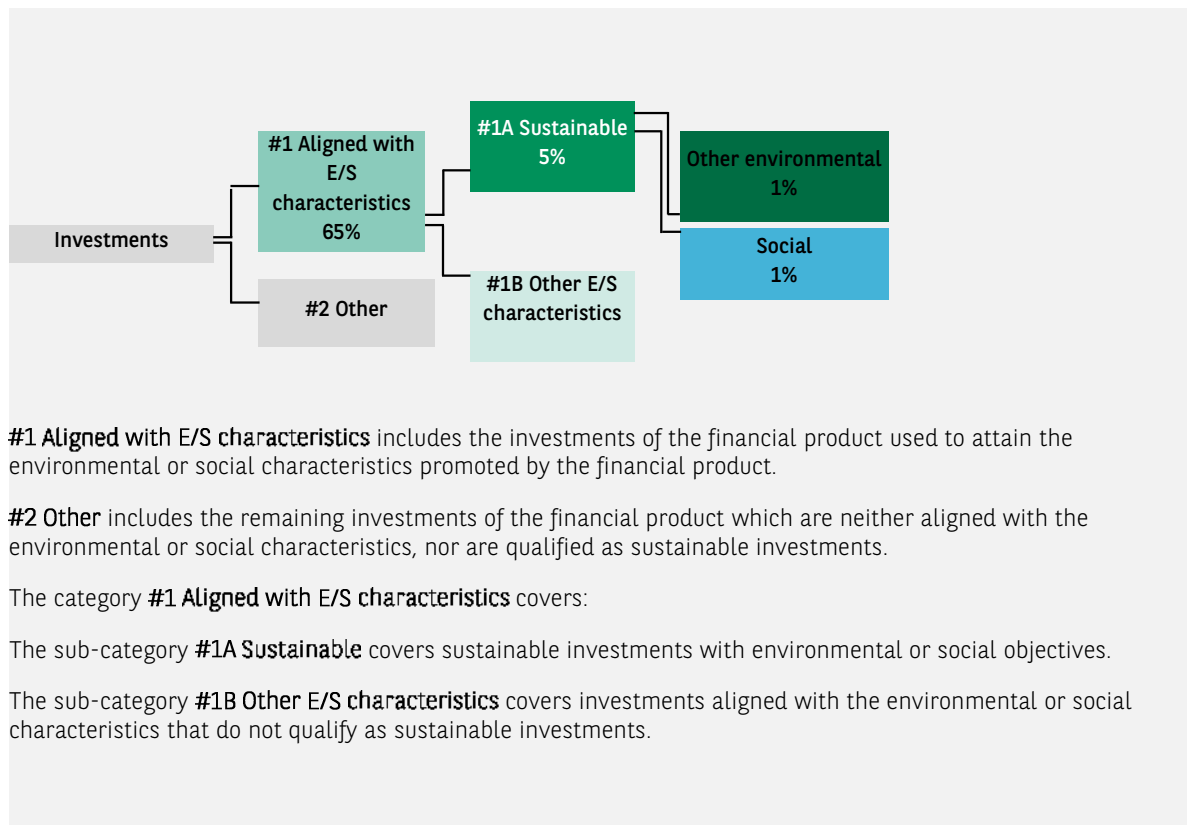
Taxonomy-aligned activities are expressed as a share of:

For the avoidance of doubt, such a proportion is solely a minimum and the exact percentage of the investments of the financial product that attained the promoted environmental or social characteristics will be available in the annual report.

The minimum proportion of sustainable investments of the financial product is 5%.

The remaining proportion of the investments is mainly used as described under the question: "What investments are included under "#2 Other", what is their purpose and are there any minimum environmental or social safeguards?"

- **turnover** reflecting the share of revenue from green activities of investee companies.
 - **capital expenditure** (CapEx) showing the green investments made by investee companies, e.g. for a transition to a green economy.
 - **operational expenditure** (OpEx) reflecting green operational activities of investee companies.



● **How does the use of derivatives attain the environmental or social characteristics promoted by the financial product?**

Financial derivative instruments may be used for efficient portfolio management, hedging and/or investment purposes, if applicable. These instruments are not used to attain the environmental or social characteristics promoted by the product.



To what minimum extent are sustainable investments with an environmental objective aligned with the EU Taxonomy?

Not applicable

● **Does the financial product invest in fossil gas and/or nuclear energy related activities that comply with the EU Taxonomy¹?**

Yes

In fossil gas In Nuclear Energy

No

¹ -Fossil gas and/or nuclear related activities will only comply with the EU Taxonomy where they contribute to limiting climate change ("climate change mitigation") and do not significantly harm any EU Taxonomy objective - see explanatory note in the left hand margin. The full criteria for fossil gas and nuclear energy economic activities that comply with the EU Taxonomy are laid down in Commission Delegated Regulation (EU) 2022/1214.



Enabling activities directly enable other activities to make a substantial contribution to an environmental objective. **Transitional activities** are activities for which low-carbon alternatives are not yet available and among others have greenhouse gas emission levels corresponding to the best performance.

The two graphs below show in green the minimum percentage of investments that are aligned with the EU Taxonomy. As there is no appropriate methodology to determine the Taxonomy-alignment of sovereign bonds*, the first graph shows the Taxonomy-alignment in relation to all the investments of the financial product including sovereign bonds, while the second graph shows the Taxonomy-alignment only in relation to the investments of the financial product other than sovereign bonds.



* For the purpose of these graphs, 'sovereign bonds' consist of all sovereign exposures

● **What is the minimum share of investments in transitional and enabling activities?**

Not applicable

are sustainable investments with an environmental objective that **do not take into account the criteria** for environmentally sustainable economic activities under the EU Taxonomy.

● **What is the minimum share of sustainable investments with an environmental objective that are not aligned with the EU Taxonomy?**

The minimum share of sustainable investments with an environmental objective that are not aligned with the EU Taxonomy is 1%.

The minimum share is intentionally low as the objective of the investment manager is not to prevent the product from investing in taxonomy-aligned activities within the framework of the investment strategy of the product.

The Management Company is improving its Taxonomy-alignment data collection to ensure the accuracy and suitability of its Taxonomy sustainability-related disclosures. In the meantime, the financial product will invest in sustainable investments with an environmental objective that are not aligned with the EU Taxonomy.

● **What is the minimum share of socially sustainable investments?**

The minimum share of socially sustainable investments within the financial product is 1%.

● **What investments are included under '#2 Other', what is their purpose and are there any minimum environmental or social safeguards?**

The remaining proportion of the investments may include :

- The proportion of assets that are not used to meet the environmental or social characteristics promoted by the financial product. These assets are used for investment purposes, or
- Instruments which are mainly used for liquidity, efficient portfolio management, and/or hedging purposes, notably cash, deposits and derivatives

In any case, the investment manager will ensure that those investments are made while maintaining the

improvement of the ESG profile of the financial product. In addition, those investments are made in compliance with our internal processes, including the following minimum environmental or social safeguards:

- The risk management policy. The risk management policy comprises procedures as are necessary to enable the management company to assess for each financial product it manages the exposure of that product to market, liquidity, sustainability and counterparty risks. And

- The RBC policy, where applicable, through the exclusion of companies involved in controversies due to poor practices related to human and labour rights, environment, and corruption, as well as companies operating in sensitive sectors (tobacco, coal, controversial weapons, asbestos,...), as these companies are deemed to be in violation of international norms, or to cause unacceptable harm to society and/or the environment



Is a specific index designated as a reference benchmark to determine whether this financial product is aligned with the environmental and/or social characteristics that it promotes?

Reference benchmarks are indexes to measure whether the financial product attains the environmental or social characteristics that they promote.

No reference benchmark has been designated for the purpose of attaining the environmental or social characteristics promoted by the financial product.

- **How is the reference benchmark continuously aligned with each of the environmental or social characteristics promoted by the financial product?**

Not applicable

- **How is the alignment of the investment strategy with the methodology of the index ensured on a continuous basis?**

Not applicable

- **How does the designated index differ from a relevant broad market index?**

Not applicable

- **Where can the methodology used for the calculation of the designated index be found?**

Not applicable



Where can I find more product specific information online?

More product-specific information can be found on the website: <https://www.bnpparibas-am.com/> after choosing the relevant country and directly in the section 'Sustainability-related disclosures' dedicated to the product.

Template pre-contractual disclosure for the financial products referred to in Article 8, paragraphs 1, 2 and 2a, of Regulation (EU) 2019/2088 and Article 6, first paragraph, of Regulation (EU) 2020/852

Sustainable investment means an investment in an economic activity that contributes to an environmental or social objective, provided that the investment does not significantly harm any environmental or social objective and that the investee companies follow good governance practices.

The **EU Taxonomy** is a classification system laid down in Regulation (EU) 2020/852, establishing a list of **environmentally sustainable economic activities**. That Regulation does not lay down a list of socially sustainable economic activities. Sustainable investments with an environmental objective might be aligned with the Taxonomy or not.

Product name : **BNP PARIBAS FUNDS JAPAN EQUITY**

Legal Entity Identifier : 213800PMMLCEJCRDSV44

Environmental and/or social characteristics

Does this financial product have a sustainable investment objective?	
<input checked="" type="radio"/> <input type="radio"/> Yes	<input checked="" type="radio"/> <input type="radio"/> No
<input type="checkbox"/> It will make a minimum of sustainable investments with an environmental objective: ____%	<input checked="" type="checkbox"/> It promotes Environmental/Social (E/S) characteristics and while it does not have as its objective a sustainable investment, it will have a minimum proportion of 30% of sustainable investments
<input type="checkbox"/> in economic activities that qualify as environmentally sustainable under the EU Taxonomy	<input type="checkbox"/> with an environmental objective in economic activities that qualify as environmentally sustainable under the EU Taxonomy
<input type="checkbox"/> in economic activities that do not qualify as environmentally sustainable under the EU Taxonomy	<input checked="" type="checkbox"/> with an environmental objective in economic activities that do not qualify as environmentally sustainable under the EU Taxonomy
<input type="checkbox"/> It will make a minimum of sustainable investments with a social objective: ____%	<input checked="" type="checkbox"/> with a social objective
	<input type="checkbox"/> It promotes E/S characteristics, but will not make any sustainable investments



What environmental and/or social characteristics are promoted by this financial product?

The financial product promotes environmental and social characteristics by assessing underlying investments against Environmental, Social, and Governance (ESG) criteria using an ESG internal proprietary methodology, and by investing in issuers that demonstrate good environmental and social practices, while implementing robust corporate governance practices within their sector of activity.

The ESG performance of an issuer is evaluated against a combination of environmental, social and governance factors which include but are not limited to:

- Environmental: energy efficiency, reduction of emissions of greenhouse gases (GHG), treatment of waste



- Social: respect of human rights and workers' rights, human resources management (workers' health and safety, diversity)
- Governance: Board of Directors independence, managers' remuneration, respect of minority shareholders rights

The exclusion criteria are applied with regard to issuers that are in violation of international norms and convention, or operate in sensitive sectors as defined by the Responsible Business Conduct Policy (RBC Policy).

No reference benchmark has been designated for the purpose of attaining the environmental or social characteristics promoted by the financial product.

Sustainability indicators measure how the environmental or social characteristics promoted by the financial product are attained.

● **What sustainability indicators are used to measure the attainment of each of the environmental or social characteristics promoted by this financial product?**

The following sustainability indicators are used to measure the attainment of the environmental and social characteristics promoted by the financial product:

- The percentage of the financial product's portfolio compliant with the RBC Policy
- The percentage of the financial product's portfolio covered by ESG analysis based on the ESG internal proprietary methodology
- The weighted average ESG score of the financial product's portfolio compared to the weighted average ESG score of its investment universe, as defined in the Prospectus
- The percentage of the financial product's portfolio invested in 'sustainable investments' as defined in Article 2 (17) of the SFDR regulation

● **What are the objectives of the sustainable investments that the financial product partially intends to make and how does the sustainable investment contribute to such objectives?**

The objectives of the sustainable investments made by the financial product are to finance companies that contribute to environmental and/or social objectives through their products and services, as well as their sustainable practices.

The internal methodology, as defined in the main part of the Prospectus, integrates several criteria into its definition of sustainable investments that are considered to be core components to qualify a company as sustainable. These criteria are complementary to each other. In practice, a company must meet at least one of the criteria described below in order to be considered as contributing to an environmental or social objective:

1. A company with an economic activity aligned with the EU Taxonomy objectives. A company can be qualified as sustainable investment in case it has more than 20% of its revenues aligned with the EU Taxonomy. A company qualifying as sustainable investment through this criteria can for example contribute to the following environmental objectives: sustainable forestry, environmental restoration, sustainable manufacturing, renewable energy, water supply, sewerage, waste management and remediation, sustainable transportation, sustainable buildings, sustainable information and technology, scientific research for sustainable development;

2. A company with an economic activity contributing to one or more United Nations Sustainable Development goals (UN SDG) targets. A company can be qualified as sustainable investment in case it has more than 20% of its revenues aligned with the SDGs and less than 20% of its revenues misaligned with the UN SDGs. A company qualifying as sustainable investment through this criteria can for example contribute to the following objectives:

a. Environmental: sustainable agriculture, sustainable management of water and sanitation, sustainable and modern energy, sustainable economic growth, sustainable infrastructure, sustainable cities, sustainable consumption and production patterns, fight against climate change, conservation and sustainable use of oceans, seas and marine resources, protection, restoration and sustainable use of terrestrial ecosystems, sustainable management of forests, fight against desertification, land degradation and biodiversity loss;

b. Social: no poverty, zero hunger, food security, healthy lives and well-being at all ages, inclusive and equitable quality education and lifelong learning opportunities, gender equality, women and girls empowerment, availability of water and sanitation, access to affordable, reliable and modern energy, inclusive and sustainable economic growth, full and productive employment and decent work, resilient infrastructure, inclusive and sustainable industrialization, reduced inequality, inclusive, safe and resilient cities and human settlements, peaceful and inclusive societies, access to justice and effective, accountable and inclusive institutions, global partnership for sustainable development.

3. A company operating in a high GHG emission sector that is transitioning its business model to align with the objective of maintaining the global temperature rise below 1.5°C. A company qualifying as sustainable investment through this criteria can for example contribute to the following environmental objectives: GHG emissions reduction, fight against climate change;

4. A company with best-in-class environmental or social practices compared to its peers within the relevant sector and geographical region. The E or S best performer assessment is based on the BNPP AM ESG scoring methodology. The methodology scores companies and assesses them against a peer group comprising companies in comparable sectors and geographical regions. A company with a contribution score above 10 on the Environmental or Social pillar qualifies as best performer. A company qualifying as sustainable investment through this criteria can for example contribute to the following objectives:

a. Environmental: fight against climate change, environmental risk management, sustainable management of natural resources, waste management, water management, GHG emissions reduction, renewable energy, sustainable agriculture, green infrastructure;

b. Social: health and safety, human capital management, good external stakeholder management (supply chain, contractors, data), business ethics preparedness, good corporate governance.

Green bonds, social bonds and sustainability bonds issued to support specific environmental and/or social projects are also qualified as sustainable investments provided that these debt securities receive an investment recommendation 'POSITIVE' or 'NEUTRAL' from the Sustainability Center following the issuer and underlying project assessment based on a proprietary Green/Social/Sustainability Bond Assessment methodology.

Companies identified as a sustainable investment should not significantly harm any other environmental or social objectives (the Do No Significant Harm 'DNSH' principle) and should follow good governance practices. BNP Paribas Asset Management (BNPP AM) uses its proprietary methodology to assess all companies against these requirements.

More information on the internal methodology can be found on the website of the investment manager: <https://docfinder.bnpparibas-am.com/api/files/14787511-CB33-49FC-B9B5-7E934948BE63>

● **How do the sustainable investments that the financial product partially intends to make, not cause significant harm to any environmental or social sustainable investment objective?**

Sustainable investments that the product partially intends to make should not significantly harm any environmental or social objective (DNSH Principle). In this respect, the investment manager commits to consider principal adverse impacts on sustainability factors by taking into account indicators for adverse impacts as defined in SFDR, and to not invest in companies that do not meet their fundamental obligations in line with the OECD Guidelines and the UN Guiding Principles on Business and Human Rights.

How have the indicators for adverse impacts on sustainability factors been taken into account?

The investment manager ensures that throughout its investment process, the financial product takes into account principal all the adverse impact indicators that are relevant to its investment strategy to select the sustainable investments that the financial product partially intends to make by systematically implementing the sustainable investment pillars defined in the BNP Paribas Asset Management Global Sustainability Strategy (GSS) into its investment process : RBC policy, ESG integration guidelines, Stewardship, the forward-looking vision the '3Es' (Energy transition, Environmental sustainability, Equality & Inclusive Growth).

Principal adverse impacts are the most significant negative impacts of investment decisions on sustainability factors relating to environmental, social and employee matters, respect for human rights, anti-corruption and anti-bribery matters.

The RBC policy establishes a common framework across investments and economic activities that help identify industries and behaviours presenting a high risk of adverse impacts in violation of international norms. As part of the RBC Policy, sector policies provide a tailored approach to identify and prioritize principal adverse impacts based on the nature of the economic activity, and in many cases, the geography in which these economic activities take place.

The ESG Integration Guidelines includes a series of commitments, which are material to consideration of principal adverse sustainability impacts, and guides the internal ESG integration process. The proprietary ESG scoring framework includes an assessment of a number of adverse sustainability impacts caused by companies in which we invest. Outcome of this assessment may impact the valuation models as well as the portfolio construction depending on the severity and materiality of adverse impacts identified.

Thus, the Investment Manager considers principal adverse sustainability impacts throughout the investment process through the use of the internal ESG scores and construction of the portfolio with an improved ESG profile compared to its investment universe.

The Forward-looking perspective defines a set of objectives and developed performance indicators to measure how the researches, portfolios and commitments are aligned on three issues, the '3Es' (Energy transition, Environmental sustainability, Equality & inclusive growth) and thus support investment processes.

Furthermore, the Stewardship team regularly identifies adverse impacts through ongoing research, collaboration with other long-term investors, and dialogue with NGOs and other experts.

As regards the sustainable investments that the financial product intends to make, the following principal adverse sustainability impacts are taken into account:

Corporate mandatory indicators:

1. GreenHouse Gas (GHG) Emissions
2. Carbon footprint
3. GHG intensity of investee companies
4. Exposure to companies active in the fossil fuel sector
5. Share of non-renewable energy consumption and production
6. Energy consumption intensity per high impact climate sector
7. Activities negatively affecting biodiversity sensitive areas
8. Emissions to water
9. Hazardous waste ratio
10. Violations of UN Global Compact principles and Organisation for Economic Cooperation and Development (OECD) Guidelines for Multinational Enterprises
11. Lack of processes and compliance mechanisms to monitor compliance with UN Global Compact principles and OECD Guidelines for Multinational Enterprises
12. Unadjusted gender pay gap
13. Board gender diversity
14. Exposure to controversial weapons (anti-personnel mines, cluster munitions, chemical weapons and biological weapons)

Corporate voluntary indicators:

Environment

4. Investments in companies without carbon emission reduction initiatives

Social

4. Lack of a supplier code of conduct
9. Lack of a human rights policy

Sovereign mandatory indicator:

15. GHG intensity
16. Investee countries subject to social violations

More detailed information on the manner in which principal adverse impacts on sustainability factors are considered can be found in the BNP PARIBAS ASSET MANAGEMENT SFDR disclosure statement:

<https://docfinder.bnpparibas-am.com/api/files/874ADAE2-3EE7-4AD4-B0ED-84FC06E090BF>

In addition, information on how the principal adverse impacts on sustainability factors have been considered over the year will be available in the annual report of the financial product.

How are the sustainable investments aligned with the OECD Guidelines for Multinational Enterprises and the UN Guiding Principles on Business and Human Rights?

The investment universe of the financial product is periodically screened with a view to identify issuers that are potentially in violation or at risk of violation of the UN Global Compact Principles, OECD Guidelines for Multinational Enterprises and UN Guiding Principles on Business & Human Rights, including the principles and rights set out in the eight fundamental conventions identified in the Declaration of the International Labour Organisation on Fundamental Principles and Rights at Work and the International Bill of Human Rights. This assessment is conducted within the BNPP AM Sustainability Centre on the basis of internal analysis and information provided by external experts, and in consultation with BNP Paribas Group CSR Team. If an issuer is found to be in serious and repeated violations of any of the principles, it will be placed on an 'exclusion list' and will not be available for investment. Existing investments should be divested from the portfolio according to an internal procedure. If an issuer is at risk of violating any of the principles, it is placed on a 'watch list' monitored, as appropriate.

The EU Taxonomy sets out a 'do not significant harm' principle by which Taxonomy-aligned investments should not significantly harm EU Taxonomy objectives and is accompanied by specific EU criteria.

The 'do no significant harm' principle applies only to those investments underlying the financial product that take into account the EU criteria for environmentally sustainable economic activities. The investments underlying the remaining portion of this financial product do not take into account the EU criteria for environmentally sustainable economic activities.

Any other sustainable investments must also not significantly harm any environmental or social objectives.





Does this financial product consider principal adverse impacts on sustainability factors?

Yes

The product considers principal adverse impacts on sustainability factors by systematically implementing the sustainable investment pillars defined in the GSS into its investment process. These pillars are covered by firm-wide policies that set criteria to identify, consider and prioritise as well as address or mitigate adverse sustainability impacts caused by issuers.

The RBC policy establishes a common framework across investments and economic activities that help identify industries and behaviours presenting a high risk of adverse impacts in violation of international norms. As part of the RBC Policy, sector policies provide a tailored approach to identify and prioritize principal adverse impacts based on the nature of the economic activity, and in many cases, the geography in which these economic activities take place.

The ESG Integration Guidelines includes a series of commitments, which are material to consideration of principal adverse sustainability impacts, and guides the internal ESG integration process. The proprietary ESG scoring framework includes an assessment of a number of adverse sustainability impacts caused by companies in which we invest. Outcome of this assessment may impact the valuation models as well as the portfolio construction depending on the severity and materiality of adverse impacts identified.

Thus, the Investment Manager considers principal adverse sustainability impacts throughout the investment process through the use of the internal ESG scores and construction of the portfolio with an improved ESG profile compared to its investment universe.

The Forward-looking perspective defines a set of objectives and developed performance indicators to measure how the researches, portfolios and commitments are aligned on three issues, the '3Es' (Energy transition, Environmental sustainability, Equality & inclusive growth) and thus support investment processes.

Furthermore, the Stewardship team regularly identifies adverse impacts through ongoing research, collaboration with other long-term investors, and dialogue with NGOs and other experts.

Actions to address or mitigate principal adverse sustainability impacts depend on the severity and materiality of these impacts. These actions are guided by the RBC Policy, ESG Integration Guidelines, and Engagement and Voting Policy which include the following provisions :

- Exclusion of issuers that are in violation of international norms and conventions and issuers that are involved in activities presenting an unacceptable risk to society and/or the environment
- Engagement with issuers with the aim of encouraging them to improve their environmental, social and governance practices and, thus, mitigate potential adverse impacts
- In case of equity holdings, voting at Annual General Meetings of companies the portfolio is invested in to promote good governance and advance environmental and social issues
- Ensuring all securities included in the portfolio have supportive ESG research
- Managing portfolios so that their aggregate ESG score is better than the relevant benchmark or universe

Based on the above approach, and depending on the composition of the financial product's portfolio (i.e. the type of issuer), the financial product considers and addresses or mitigates the following principal adverse sustainability impacts:

Corporate mandatory indicators:

1. GreenHouse Gas (GHG) Emissions
2. Carbon footprint
3. GHG intensity of investee companies
4. Exposure to companies active in the fossil fuel sector
5. Share of non-renewable energy consumption and production
6. Energy consumption intensity per high impact climate sector



7. Activities negatively affecting biodiversity sensitive areas
8. Emissions to water
9. Hazardous waste ratio
10. Violations of UN Global Compact principles and Organisation for Economic Cooperation and Development (OECD) Guidelines for Multinational Enterprises
11. Lack of processes and compliance mechanisms to monitor compliance with UN Global Compact principles and OECD Guidelines for Multinational Enterprises
12. Unadjusted gender pay gap
13. Board gender diversity
14. Exposure to controversial weapons (anti-personnel mines, cluster munitions, chemical weapons and biological weapons)

Corporate voluntary indicators:

Environment

4. Investments in companies without carbon emission reduction initiatives

Social

4. Lack of a supplier code of conduct
9. Lack of a human rights policy

Sovereign mandatory indicator:

15. GHG intensity
16. Investee countries subject to social violations

More detailed information on the manner in which principal adverse impacts on sustainability factors are considered can be found in the BNP PARIBAS ASSET MANAGEMENT SFDR disclosure statement: <https://docfinder.bnpparibas-am.com/api/files/874ADAE2-3EE7-4AD4-BOED-84FC06E090BF>
In addition, information on how the principal adverse impacts on sustainability factors have been considered over the year will be available in the annual report of the financial product.

No



What investment strategy does this financial product follow?

The investment strategy guides investment decisions based on factors such as investment objectives and risk tolerance.

To achieve the investment objective of the financial product, the investment manager takes into account at each step of its investment process the Environmental, Social and Governance (ESG) criteria that the financial product promotes.

The investment universe of the financial product is thoroughly screened with a view to identify issuers that are in violation of the UN Global Compact Principles, OECD Guidelines for Multinational Enterprises and UN Guiding Principles on Business & Human Rights.

Then the Investment Manager integrates ESG ratings and criteria into the assessment of issuers. ESG ratings are built by BNP Paribas Asset Management's Sustainability Centre using a proprietary ESG methodology.

The investment manager constantly integrates the binding elements of the investment strategy described in the question below to construct an investment portfolio with an improved ESG profile compared to its investment universe.

Environmental, social and governance (ESG) criteria contribute to, but are not a determining factor in, the manager's decision-making.

The elements of the investment strategy to attain the environmental or social characteristics promoted by this financial product as described below are systematically integrated throughout the investment process.

- **What are the binding elements of the investment strategy used to select the investments to attain each of the environmental or social characteristics promoted by this financial product?**

- The financial product shall comply with the RBC Policy by excluding companies involved in controversies due to poor practices related to human and labor rights, environment, and corruption, as well as



companies operating in sensitive sectors (tobacco, coal, controversial weapons, asbestos,...), as these companies are deemed to be in violation of international norms, or to cause unacceptable harm to society and/or the environment.

More information on the RBC Policy, and in particular criteria relating to sectoral exclusions, can be found on the website of the investment manager: Sustainability documents - BNPP AM Corporate English (<https://www.bnpparibas-am.com/sustainability-documents/>)

- The financial product shall have the weighted average ESG score of its portfolio higher than the weighted average ESG score of its investment universe, as defined in the Prospectus

- The financial product shall have at least 90% of its assets (excluding ancillary liquid assets) covered by the ESG analysis based on the ESG internal proprietary methodology

- The financial product shall invest at least 30% of its assets in 'sustainable investments' as defined in Article 2 (17) of the SFDR regulation. Criteria to qualify an investment as 'sustainable investment' are indicated in the above question 'What are the objectives of the sustainable investments that the financial product partially intends to make and does the sustainable investments contribute to such objectives' and the quantitative and qualitative thresholds are mentioned in the main part of the Prospectus

● What is the committed minimum rate to reduce the scope of the investments considered prior to the application of that investment strategy?

The financial product does not commit to a reduction of the scope of investments prior to the application of its investment strategy.

● What is the policy to assess good governance practices of the investee companies?

The ESG scoring framework assesses corporate governance through a core set of standard key performance indicators for all sectors supplemented by sector specific metrics. The governance metrics and indicators to assess good governance practices such as sound management structures, employee relations, remuneration of staff and tax compliance include but are not limited to:

- Separation of power (e.g. Split CEO/Chair)
- Board diversity
- Executive pay (remuneration policy)
- Board Independence, and key committees independence
- Accountability of directors
- Financial expertise of the Audit Committee
- Respect of shareholders rights and absence of antitakeover devices
- The presence of appropriate policies (i.e. Bribery and corruption, whistleblower)
- Tax disclosure
- An assessment of prior negative incidents relating to governance

The ESG analysis goes beyond the framework to look at a more qualitative assessment of how the insights from our ESG model are reflected in the culture and operations of investee companies. In some cases, the ESG analysts will conduct due diligence meetings to better understand the company's approach to corporate governance.

Good governance practices include sound management structures, employee relations, remuneration of staff and tax compliance.



What is the asset allocation planned for this financial product?

Asset allocation describes the share of investments in specific assets.

Taxonomy-aligned activities are expressed as a share of:

At least 46% of the investments of the financial product will be used to meet the environmental or social characteristics promoted, in accordance with the binding elements of the investment strategy of the financial product.

For the avoidance of doubt, such a proportion is solely a minimum and the exact percentage of the investments of the financial product that attained the promoted environmental or social characteristics will be available in the annual report.

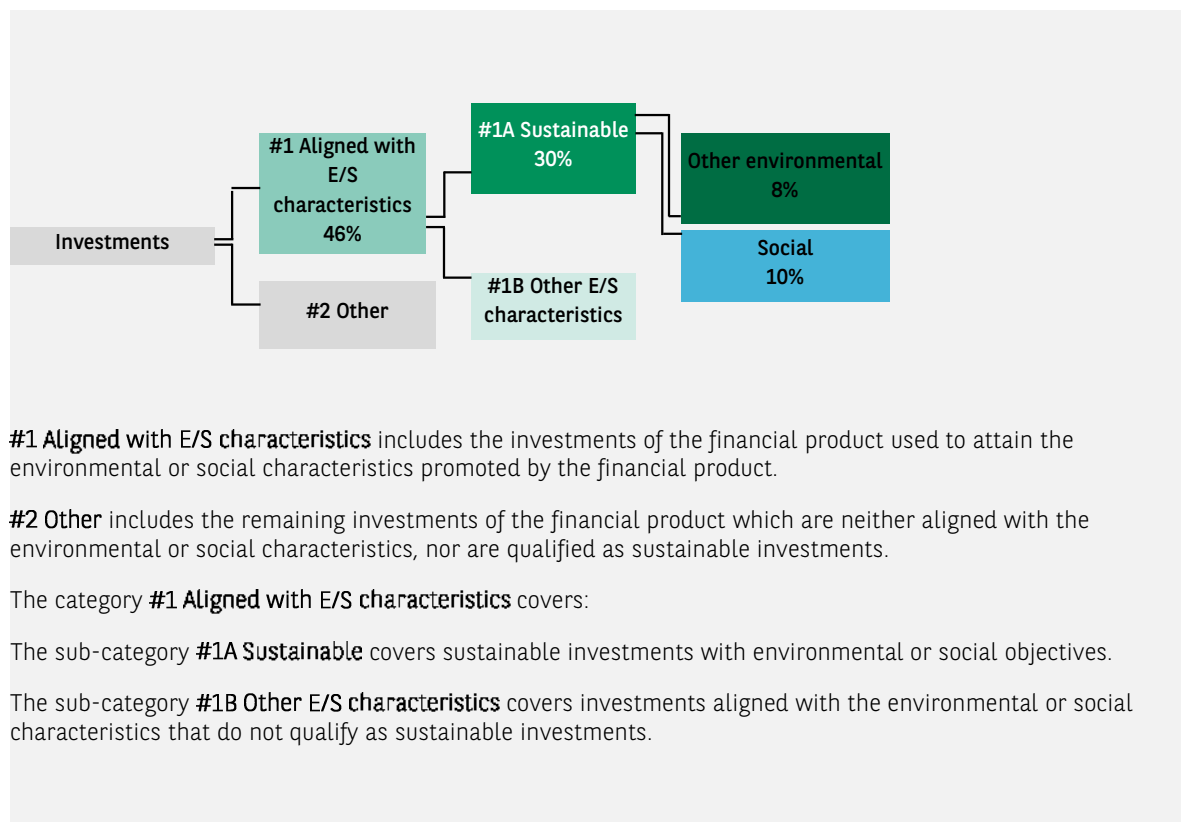
The minimum proportion of sustainable investments of the financial product is 30%.

The remaining proportion of the investments is mainly used as described under the question: "What investments are included under "#2 Other", what is their purpose and are there any minimum environmental or social safeguards?"

- **turnover** reflecting the share of revenue from green activities of investee companies.


- **capital expenditure** (CapEx) showing the green investments made by investee companies, e.g. for a transition to a green economy.

- **operational expenditure** (OpEx) reflecting green operational activities of investee companies.



● **How does the use of derivatives attain the environmental or social characteristics promoted by the financial product?**

Financial derivative instruments may be used for efficient portfolio management, hedging and/or investment purposes, if applicable. These instruments are not used to attain the environmental or social characteristics promoted by the product.

 **To what minimum extent are sustainable investments with an environmental objective aligned with the EU Taxonomy?**

Not applicable

● **Does the financial product invest in fossil gas and/or nuclear energy related activities that comply with the EU Taxonomy¹?**

Yes

In fossil gas In Nuclear Energy

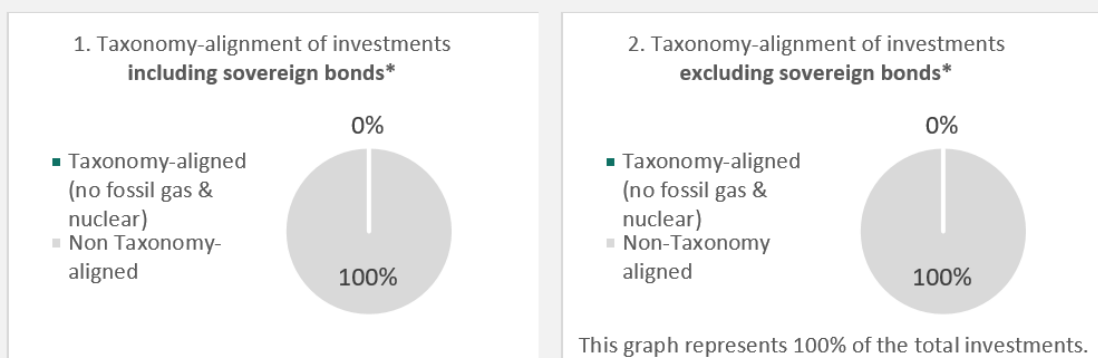
No

¹ - Fossil gas and/or nuclear related activities will only comply with the EU Taxonomy where they contribute to limiting climate change ("climate change mitigation") and do not significantly harm any EU Taxonomy objective - see explanatory note in the left hand margin. The full criteria for fossil gas and nuclear energy economic activities that comply with the EU Taxonomy are laid down in Commission Delegated Regulation (EU) 2022/1214.

To comply with the EU Taxonomy, the criteria for **fossil gas** include limitations on emissions and switching to renewable power or low-carbon fuels by the end of 2035. For **nuclear energy**, the criteria include comprehensive safety and waste management rules.

Enabling activities directly enable other activities to make a substantial contribution to an environmental objective. **Transitional activities** are activities for which low-carbon alternatives are not yet available and among others have greenhouse gas emission levels corresponding to the best performance.

The two graphs below show in green the minimum percentage of investments that are aligned with the EU Taxonomy. As there is no appropriate methodology to determine the Taxonomy-alignment of sovereign bonds*, the first graph shows the Taxonomy-alignment in relation to all the investments of the financial product including sovereign bonds, while the second graph shows the Taxonomy-alignment only in relation to the investments of the financial product other than sovereign bonds.



* For the purpose of these graphs, 'sovereign bonds' consist of all sovereign exposures

● **What is the minimum share of investments in transitional and enabling activities?**

Not applicable

are sustainable investments with an environmental objective that **do not take into account the criteria** for environmentally sustainable economic activities under the EU Taxonomy.

● **What is the minimum share of sustainable investments with an environmental objective that are not aligned with the EU Taxonomy?**

The minimum share of sustainable investments with an environmental objective that are not aligned with the EU Taxonomy is 8%.

The minimum share is intentionally low as the objective of the investment manager is not to prevent the product from investing in taxonomy-aligned activities within the framework of the investment strategy of the product.

The Management Company is improving its Taxonomy-alignment data collection to ensure the accuracy and suitability of its Taxonomy sustainability-related disclosures. In the meantime, the financial product will invest in sustainable investments with an environmental objective that are not aligned with the EU Taxonomy.

● **What is the minimum share of socially sustainable investments?**

The minimum share of socially sustainable investments within the financial product is 10%.

● **What investments are included under '#2 Other', what is their purpose and are there any minimum environmental or social safeguards?**

The remaining proportion of the investments may include :

- The proportion of assets that are not used to meet the environmental or social characteristics promoted by the financial product. These assets are used for investment purposes, or
- Instruments which are mainly used for liquidity, efficient portfolio management, and/or hedging purposes, notably cash, deposits and derivatives

In any case, the investment manager will ensure that those investments are made while maintaining the

improvement of the ESG profile of the financial product. In addition, those investments are made in compliance with our internal processes, including the following minimum environmental or social safeguards:

- The risk management policy. The risk management policy comprises procedures as are necessary to enable the management company to assess for each financial product it manages the exposure of that product to market, liquidity, sustainability and counterparty risks. And

- The RBC policy, where applicable, through the exclusion of companies involved in controversies due to poor practices related to human and labour rights, environment, and corruption, as well as companies operating in sensitive sectors (tobacco, coal, controversial weapons, asbestos,...), as these companies are deemed to be in violation of international norms, or to cause unacceptable harm to society and/or the environment



Is a specific index designated as a reference benchmark to determine whether this financial product is aligned with the environmental and/or social characteristics that it promotes?

Reference benchmarks are indexes to measure whether the financial product attains the environmental or social characteristics that they promote.

No reference benchmark has been designated for the purpose of attaining the environmental or social characteristics promoted by the financial product.

- **How is the reference benchmark continuously aligned with each of the environmental or social characteristics promoted by the financial product?**

Not applicable

- **How is the alignment of the investment strategy with the methodology of the index ensured on a continuous basis?**

Not applicable

- **How does the designated index differ from a relevant broad market index?**

Not applicable

- **Where can the methodology used for the calculation of the designated index be found?**

Not applicable



Where can I find more product specific information online?

More product-specific information can be found on the website: <https://www.bnpparibas-am.com/> after choosing the relevant country and directly in the section 'Sustainability-related disclosures' dedicated to the product.

Template pre-contractual disclosure for the financial products referred to in Article 8, paragraphs 1, 2 and 2a, of Regulation (EU) 2019/2088 and Article 6, first paragraph, of Regulation (EU) 2020/852

Sustainable investment means an investment in an economic activity that contributes to an environmental or social objective, provided that the investment does not significantly harm any environmental or social objective and that the investee companies follow good governance practices.

The **EU Taxonomy** is a classification system laid down in Regulation (EU) 2020/852, establishing a list of **environmentally sustainable economic activities**. That Regulation does not lay down a list of socially sustainable economic activities. Sustainable investments with an environmental objective might be aligned with the Taxonomy or not.

Product name : **BNP PARIBAS FUNDS JAPAN SMALL CAP**

Legal Entity Identifier : 2138002KWXMBLNCJ1K71

Environmental and/or social characteristics

Does this financial product have a sustainable investment objective?	
<input checked="" type="radio"/> <input type="radio"/> Yes	<input checked="" type="radio"/> <input type="radio"/> No
<input type="checkbox"/> It will make a minimum of sustainable investments with an environmental objective: ____%	<input checked="" type="checkbox"/> It promotes Environmental/Social (E/S) characteristics and while it does not have as its objective a sustainable investment, it will have a minimum proportion of 20% of sustainable investments
<input type="checkbox"/> in economic activities that qualify as environmentally sustainable under the EU Taxonomy	<input type="checkbox"/> with an environmental objective in economic activities that qualify as environmentally sustainable under the EU Taxonomy
<input type="checkbox"/> in economic activities that do not qualify as environmentally sustainable under the EU Taxonomy	<input checked="" type="checkbox"/> with an environmental objective in economic activities that do not qualify as environmentally sustainable under the EU Taxonomy
<input type="checkbox"/> It will make a minimum of sustainable investments with a social objective: ____%	<input checked="" type="checkbox"/> with a social objective
	<input type="checkbox"/> It promotes E/S characteristics, but will not make any sustainable investments



What environmental and/or social characteristics are promoted by this financial product?

The financial product promotes environmental and social characteristics by assessing underlying investments against Environmental, Social, and Governance (ESG) criteria using an ESG internal proprietary methodology, and by investing in issuers that demonstrate good environmental and social practices, while implementing robust corporate governance practices within their sector of activity.

The ESG performance of an issuer is evaluated against a combination of environmental, social and governance factors which include but are not limited to:

- Environmental: energy efficiency, reduction of emissions of greenhouse gases (GHG), treatment of waste

- Social: respect of human rights and workers' rights, human resources management (workers' health and safety, diversity)
- Governance: Board of Directors independence, managers' remuneration, respect of minority shareholders rights

The exclusion criteria are applied with regard to issuers that are in violation of international norms and convention, or operate in sensitive sectors as defined by the Responsible Business Conduct Policy (RBC Policy).

No reference benchmark has been designated for the purpose of attaining the environmental or social characteristics promoted by the financial product.

Sustainability indicators measure how the environmental or social characteristics promoted by the financial product are attained.

● **What sustainability indicators are used to measure the attainment of each of the environmental or social characteristics promoted by this financial product?**

The following sustainability indicators are used to measure the attainment of the environmental and social characteristics promoted by the financial product:

- The percentage of the financial product's portfolio compliant with the RBC Policy
- The percentage of the financial product's portfolio covered by ESG analysis based on the ESG internal proprietary methodology
- The weighted average ESG score of the financial product's portfolio compared to the weighted average ESG score of its investment universe, as defined in the Prospectus
- The percentage of the financial product's portfolio invested in 'sustainable investments' as defined in Article 2 (17) of the SFDR regulation

● **What are the objectives of the sustainable investments that the financial product partially intends to make and how does the sustainable investment contribute to such objectives?**

The objectives of the sustainable investments made by the financial product are to finance companies that contribute to environmental and/or social objectives through their products and services, as well as their sustainable practices.

The internal methodology, as defined in the main part of the Prospectus, integrates several criteria into its definition of sustainable investments that are considered to be core components to qualify a company as sustainable. These criteria are complementary to each other. In practice, a company must meet at least one of the criteria described below in order to be considered as contributing to an environmental or social objective:

1. A company with an economic activity aligned with the EU Taxonomy objectives. A company can be qualified as sustainable investment in case it has more than 20% of its revenues aligned with the EU Taxonomy. A company qualifying as sustainable investment through this criteria can for example contribute to the following environmental objectives: sustainable forestry, environmental restoration, sustainable manufacturing, renewable energy, water supply, sewerage, waste management and remediation, sustainable transportation, sustainable buildings, sustainable information and technology, scientific research for sustainable development;

2. A company with an economic activity contributing to one or more United Nations Sustainable Development goals (UN SDG) targets. A company can be qualified as sustainable investment in case it has more than 20% of its revenues aligned with the SDGs and less than 20% of its revenues misaligned with the UN SDGs. A company qualifying as sustainable investment through this criteria can for example contribute to the following objectives:

a. Environmental: sustainable agriculture, sustainable management of water and sanitation, sustainable and modern energy, sustainable economic growth, sustainable infrastructure, sustainable cities, sustainable consumption and production patterns, fight against climate change, conservation and sustainable use of oceans, seas and marine resources, protection, restoration and sustainable use of terrestrial ecosystems, sustainable management of forests, fight against desertification, land degradation and biodiversity loss;

b. Social: no poverty, zero hunger, food security, healthy lives and well-being at all ages, inclusive and equitable quality education and lifelong learning opportunities, gender equality, women and girls empowerment, availability of water and sanitation, access to affordable, reliable and modern energy, inclusive and sustainable economic growth, full and productive employment and decent work, resilient infrastructure, inclusive and sustainable industrialization, reduced inequality, inclusive, safe and resilient cities and human settlements, peaceful and inclusive societies, access to justice and effective, accountable and inclusive institutions, global partnership for sustainable development.

3. A company operating in a high GHG emission sector that is transitioning its business model to align with the objective of maintaining the global temperature rise below 1.5°C. A company qualifying as sustainable investment through this criteria can for example contribute to the following environmental objectives: GHG emissions reduction, fight against climate change;

4. A company with best-in-class environmental or social practices compared to its peers within the relevant sector and geographical region. The E or S best performer assessment is based on the BNPP AM ESG scoring methodology. The methodology scores companies and assesses them against a peer group comprising companies in comparable sectors and geographical regions. A company with a contribution score above 10 on the Environmental or Social pillar qualifies as best performer. A company qualifying as sustainable investment through this criteria can for example contribute to the following objectives:

a. Environmental: fight against climate change, environmental risk management, sustainable management of natural resources, waste management, water management, GHG emissions reduction, renewable energy, sustainable agriculture, green infrastructure;

b. Social: health and safety, human capital management, good external stakeholder management (supply chain, contractors, data), business ethics preparedness, good corporate governance.

Green bonds, social bonds and sustainability bonds issued to support specific environmental and/or social projects are also qualified as sustainable investments provided that these debt securities receive an investment recommendation 'POSITIVE' or 'NEUTRAL' from the Sustainability Center following the issuer and underlying project assessment based on a proprietary Green/Social/Sustainability Bond Assessment methodology.

Companies identified as a sustainable investment should not significantly harm any other environmental or social objectives (the Do No Significant Harm 'DNSH' principle) and should follow good governance practices. BNP Paribas Asset Management (BNPP AM) uses its proprietary methodology to assess all companies against these requirements.

More information on the internal methodology can be found on the website of the investment manager: <https://docfinder.bnpparibas-am.com/api/files/14787511-CB33-49FC-B9B5-7E934948BE63>

● **How do the sustainable investments that the financial product partially intends to make, not cause significant harm to any environmental or social sustainable investment objective?**

Sustainable investments that the product partially intends to make should not significantly harm any environmental or social objective (DNSH Principle). In this respect, the investment manager commits to consider principal adverse impacts on sustainability factors by taking into account indicators for adverse impacts as defined in SFDR, and to not invest in companies that do not meet their fundamental obligations in line with the OECD Guidelines and the UN Guiding Principles on Business and Human Rights.

How have the indicators for adverse impacts on sustainability factors been taken into account?

The investment manager ensures that throughout its investment process, the financial product takes into all the account principal all the adverse impact indicators that are relevant to its investment strategy to select the sustainable investments that the financial product partially intends to make by systematically implementing the sustainable investment pillars defined in the BNP Paribas Asset Management Global Sustainability Strategy (GSS) into its investment process : RBC policy, ESG integration guidelines, Stewardship, the forward-looking vision the '3Es' (Energy transition, Environmental sustainability, Equality & Inclusive Growth).

Principal adverse impacts are the most significant negative impacts of investment decisions on sustainability factors relating to environmental, social and employee matters, respect for human rights, anti-corruption and anti-bribery matters.

The RBC policy establishes a common framework across investments and economic activities that help identify industries and behaviours presenting a high risk of adverse impacts in violation of international norms. As part of the RBC Policy, sector policies provide a tailored approach to identify and prioritize principal adverse impacts based on the nature of the economic activity, and in many cases, the geography in which these economic activities take place.

The ESG Integration Guidelines includes a series of commitments, which are material to consideration of principal adverse sustainability impacts, and guides the internal ESG integration process. The proprietary ESG scoring framework includes an assessment of a number of adverse sustainability impacts caused by companies in which we invest. Outcome of this assessment may impact the valuation models as well as the portfolio construction depending on the severity and materiality of adverse impacts identified.

Thus, the Investment Manager considers principal adverse sustainability impacts throughout the investment process through the use of the internal ESG scores and construction of the portfolio with an improved ESG profile compared to its investment universe.

The Forward-looking perspective defines a set of objectives and developed performance indicators to measure how the researches, portfolios and commitments are aligned on three issues, the '3Es' (Energy transition, Environmental sustainability, Equality & inclusive growth) and thus support investment processes.

Furthermore, the Stewardship team regularly identifies adverse impacts through ongoing research, collaboration with other long-term investors, and dialogue with NGOs and other experts.

As regards the sustainable investments that the financial product intends to make, the following principal adverse sustainability impacts are taken into account:

Corporate mandatory indicators:

1. GreenHouse Gas (GHG) Emissions
2. Carbon footprint
3. GHG intensity of investee companies
4. Exposure to companies active in the fossil fuel sector
5. Share of non-renewable energy consumption and production
6. Energy consumption intensity per high impact climate sector
7. Activities negatively affecting biodiversity sensitive areas
8. Emissions to water
9. Hazardous waste ratio
10. Violations of UN Global Compact principles and Organisation for Economic Cooperation and Development (OECD) Guidelines for Multinational Enterprises
11. Lack of processes and compliance mechanisms to monitor compliance with UN Global Compact principles and OECD Guidelines for Multinational Enterprises
12. Unadjusted gender pay gap
13. Board gender diversity
14. Exposure to controversial weapons (anti-personnel mines, cluster munitions, chemical weapons and biological weapons)

Corporate voluntary indicators:

Environment

4. Investments in companies without carbon emission reduction initiatives

Social

4. Lack of a supplier code of conduct
9. Lack of a human rights policy

Sovereign mandatory indicator:

15. GHG intensity
16. Investee countries subject to social violations

More detailed information on the manner in which principal adverse impacts on sustainability factors are considered can be found in the BNP PARIBAS ASSET MANAGEMENT SFDR disclosure statement:

<https://docfinder.bnpparibas-am.com/api/files/874ADAE2-3EE7-4AD4-B0ED-84FC06E090BF>

In addition, information on how the principal adverse impacts on sustainability factors have been considered over the year will be available in the annual report of the financial product.

How are the sustainable investments aligned with the OECD Guidelines for Multinational Enterprises and the UN Guiding Principles on Business and Human Rights?

The investment universe of the financial product is periodically screened with a view to identify issuers that are potentially in violation or at risk of violation of the UN Global Compact Principles, OECD Guidelines for Multinational Enterprises and UN Guiding Principles on Business & Human Rights, including the principles and rights set out in the eight fundamental conventions identified in the Declaration of the International Labour Organisation on Fundamental Principles and Rights at Work and the International Bill of Human Rights. This assessment is conducted within the BNPP AM Sustainability Centre on the basis of internal analysis and information provided by external experts, and in consultation with BNP Paribas Group CSR Team. If an issuer is found to be in serious and repeated violations of any of the principles, it will be placed on an 'exclusion list' and will not be available for investment. Existing investments should be divested from the portfolio according to an internal procedure. If an issuer is at risk of violating any of the principles, it is placed on a 'watch list' monitored, as appropriate.

The EU Taxonomy sets out a 'do not significant harm' principle by which Taxonomy-aligned investments should not significantly harm EU Taxonomy objectives and is accompanied by specific EU criteria.

The 'do no significant harm' principle applies only to those investments underlying the financial product that take into account the EU criteria for environmentally sustainable economic activities. The investments underlying the remaining portion of this financial product do not take into account the EU criteria for environmentally sustainable economic activities.

Any other sustainable investments must also not significantly harm any environmental or social objectives.





Does this financial product consider principal adverse impacts on sustainability factors?

Yes

The product considers principal adverse impacts on sustainability factors by systematically implementing the sustainable investment pillars defined in the GSS into its investment process. These pillars are covered by firm-wide policies that set criteria to identify, consider and prioritise as well as address or mitigate adverse sustainability impacts caused by issuers.

The RBC policy establishes a common framework across investments and economic activities that help identify industries and behaviours presenting a high risk of adverse impacts in violation of international norms. As part of the RBC Policy, sector policies provide a tailored approach to identify and prioritize principal adverse impacts based on the nature of the economic activity, and in many cases, the geography in which these economic activities take place.

The ESG Integration Guidelines includes a series of commitments, which are material to consideration of principal adverse sustainability impacts, and guides the internal ESG integration process. The proprietary ESG scoring framework includes an assessment of a number of adverse sustainability impacts caused by companies in which we invest. Outcome of this assessment may impact the valuation models as well as the portfolio construction depending on the severity and materiality of adverse impacts identified.

Thus, the Investment Manager considers principal adverse sustainability impacts throughout the investment process through the use of the internal ESG scores and construction of the portfolio with an improved ESG profile compared to its investment universe.

The Forward-looking perspective defines a set of objectives and developed performance indicators to measure how the researches, portfolios and commitments are aligned on three issues, the '3Es' (Energy transition, Environmental sustainability, Equality & inclusive growth) and thus support investment processes.

Furthermore, the Stewardship team regularly identifies adverse impacts through ongoing research, collaboration with other long-term investors, and dialogue with NGOs and other experts.

Actions to address or mitigate principal adverse sustainability impacts depend on the severity and materiality of these impacts. These actions are guided by the RBC Policy, ESG Integration Guidelines, and Engagement and Voting Policy which include the following provisions :

- Exclusion of issuers that are in violation of international norms and conventions and issuers that are involved in activities presenting an unacceptable risk to society and/or the environment
- Engagement with issuers with the aim of encouraging them to improve their environmental, social and governance practices and, thus, mitigate potential adverse impacts
- In case of equity holdings, voting at Annual General Meetings of companies the portfolio is invested in to promote good governance and advance environmental and social issues
- Ensuring all securities included in the portfolio have supportive ESG research
- Managing portfolios so that their aggregate ESG score is better than the relevant benchmark or universe

Based on the above approach, and depending on the composition of the financial product's portfolio (i.e. the type of issuer), the financial product considers and addresses or mitigates the following principal adverse sustainability impacts:

Corporate mandatory indicators:

1. GreenHouse Gas (GHG) Emissions
2. Carbon footprint
3. GHG intensity of investee companies
4. Exposure to companies active in the fossil fuel sector
5. Share of non-renewable energy consumption and production
6. Energy consumption intensity per high impact climate sector



7. Activities negatively affecting biodiversity sensitive areas
8. Emissions to water
9. Hazardous waste ratio
10. Violations of UN Global Compact principles and Organisation for Economic Cooperation and Development (OECD) Guidelines for Multinational Enterprises
11. Lack of processes and compliance mechanisms to monitor compliance with UN Global Compact principles and OECD Guidelines for Multinational Enterprises
12. Unadjusted gender pay gap
13. Board gender diversity
14. Exposure to controversial weapons (anti-personnel mines, cluster munitions, chemical weapons and biological weapons)

Corporate voluntary indicators:

Environment

4. Investments in companies without carbon emission reduction initiatives

Social

4. Lack of a supplier code of conduct
9. Lack of a human rights policy

Sovereign mandatory indicator:

15. GHG intensity
16. Investee countries subject to social violations

More detailed information on the manner in which principal adverse impacts on sustainability factors are considered can be found in the BNP PARIBAS ASSET MANAGEMENT SFDR disclosure statement: <https://docfinder.bnpparibas-am.com/api/files/874ADAE2-3EE7-4AD4-BOED-84FC06E090BF>
In addition, information on how the principal adverse impacts on sustainability factors have been considered over the year will be available in the annual report of the financial product.

No



What investment strategy does this financial product follow?

The investment strategy guides investment decisions based on factors such as investment objectives and risk tolerance.

To achieve the investment objective of the financial product, the investment manager takes into account at each step of its investment process the Environmental, Social and Governance (ESG) criteria that the financial product promotes.

The investment universe of the financial product is thoroughly screened with a view to identify issuers that are in violation of the UN Global Compact Principles, OECD Guidelines for Multinational Enterprises and UN Guiding Principles on Business & Human Rights.

Then the Investment Manager integrates ESG ratings and criteria into the assessment of issuers. ESG ratings are built by BNP Paribas Asset Management's Sustainability Centre using a proprietary ESG methodology.

The investment manager constantly integrates the binding elements of the investment strategy described in the question below to construct an investment portfolio with an improved ESG profile compared to its investment universe.

Environmental, social and governance (ESG) criteria contribute to, but are not a determining factor in, the manager's decision-making.

The elements of the investment strategy to attain the environmental or social characteristics promoted by this financial product as described below are systematically integrated throughout the investment process.

- **What are the binding elements of the investment strategy used to select the investments to attain each of the environmental or social characteristics promoted by this financial product?**

- The financial product shall comply with the RBC Policy by excluding companies involved in controversies due to poor practices related to human and labor rights, environment, and corruption, as well as



companies operating in sensitive sectors (tobacco, coal, controversial weapons, asbestos,...), as these companies are deemed to be in violation of international norms, or to cause unacceptable harm to society and/or the environment.

More information on the RBC Policy, and in particular criteria relating to sectoral exclusions, can be found on the website of the investment manager: Sustainability documents - BNPP AM Corporate English (<https://www.bnpparibas-am.com/sustainability-documents/>)

- The financial product shall have the weighted average ESG score of its portfolio higher than the weighted average ESG score of its investment universe, as defined in the Prospectus
- The financial product shall have at least 75% of its assets (excluding ancillary liquid assets) covered by the ESG analysis based on the ESG internal proprietary methodology
- The financial product shall invest at least 20% of its assets in 'sustainable investments' as defined in Article 2 (17) of the SFDR regulation. Criteria to qualify an investment as 'sustainable investment' are indicated in the above question 'What are the objectives of the sustainable investments that the financial product partially intends to make and does the sustainable investments contribute to such objectives' and the quantitative and qualitative thresholds are mentioned in the main part of the Prospectus

● **What is the committed minimum rate to reduce the scope of the investments considered prior to the application of that investment strategy?**

The financial product does not commit to a reduction of the scope of investments prior to the application of its investment strategy.

● **What is the policy to assess good governance practices of the investee companies?**

The ESG scoring framework assesses corporate governance through a core set of standard key performance indicators for all sectors supplemented by sector specific metrics. The governance metrics and indicators to assess good governance practices such as sound management structures, employee relations, remuneration of staff and tax compliance include but are not limited to:

- Separation of power (e.g. Split CEO/Chair)
- Board diversity
- Executive pay (remuneration policy)
- Board Independence, and key committees independence
- Accountability of directors
- Financial expertise of the Audit Committee
- Respect of shareholders rights and absence of antitakeover devices
- The presence of appropriate policies (i.e. Bribery and corruption, whistleblower)
- Tax disclosure
- An assessment of prior negative incidents relating to governance

The ESG analysis goes beyond the framework to look at a more qualitative assessment of how the insights from our ESG model are reflected in the culture and operations of investee companies. In some cases, the ESG analysts will conduct due diligence meetings to better understand the company's approach to corporate governance.

Good governance practices include sound management structures, employee relations, remuneration of staff and tax compliance.



What is the asset allocation planned for this financial product?

Asset allocation describes the share of investments in specific assets.

At least 32% of the investments of the financial product will be used to meet the environmental or social characteristics promoted, in accordance with the binding elements of the investment strategy of the financial product.

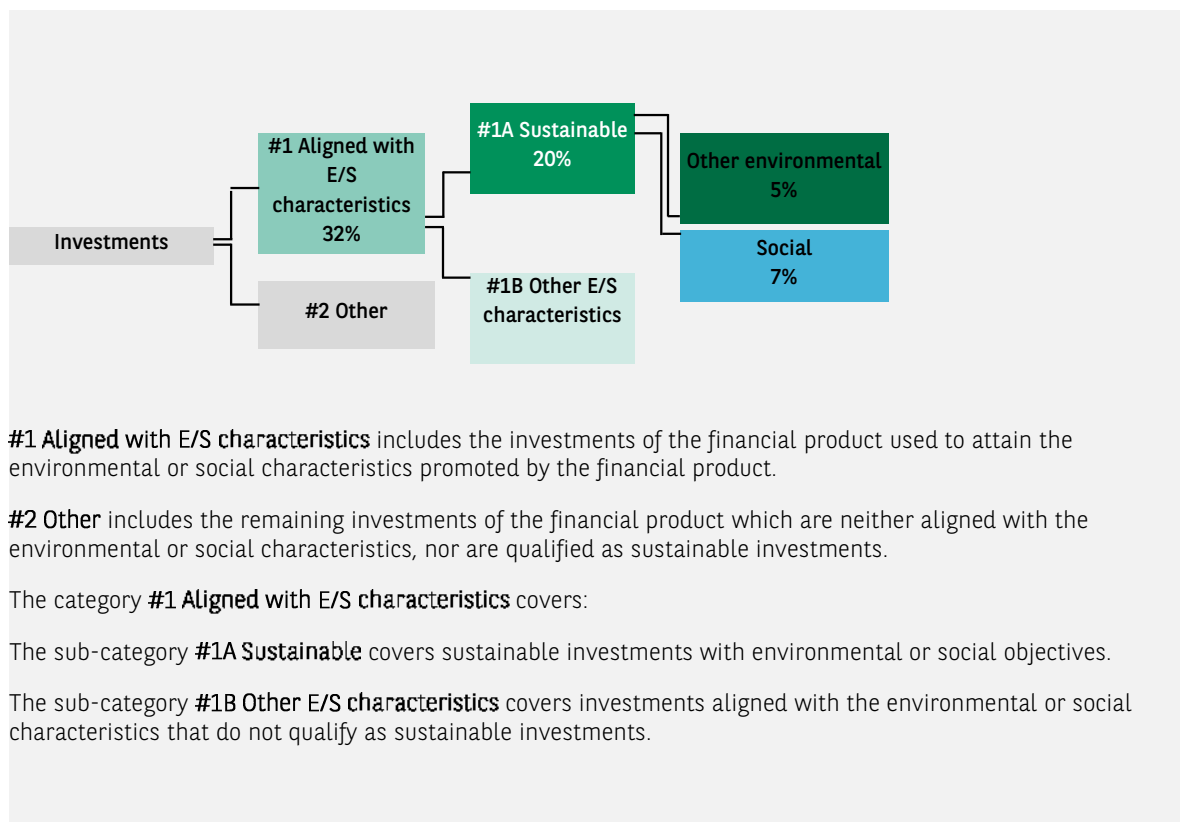
Taxonomy-aligned activities are expressed as a share of:

For the avoidance of doubt, such a proportion is solely a minimum and the exact percentage of the investments of the financial product that attained the promoted environmental or social characteristics will be available in the annual report.

The minimum proportion of sustainable investments of the financial product is 20%.


The remaining proportion of the investments is mainly used as described under the question: "What investments are included under "#2 Other", what is their purpose and are there any minimum environmental or social safeguards?"

- **turnover** reflecting the share of revenue from green activities of investee companies.
 - **capital expenditure** (CapEx) showing the green investments made by investee companies, e.g. for a transition to a green economy.
 - **operational expenditure** (OpEx) reflecting green operational activities of investee companies.



● **How does the use of derivatives attain the environmental or social characteristics promoted by the financial product?**

Financial derivative instruments may be used for efficient portfolio management, hedging and/or investment purposes, if applicable. These instruments are not used to attain the environmental or social characteristics promoted by the product.

 **To what minimum extent are sustainable investments with an environmental objective aligned with the EU Taxonomy?**

Not applicable

● **Does the financial product invest in fossil gas and/or nuclear energy related activities that comply with the EU Taxonomy¹?**

Yes

In fossil gas In Nuclear Energy

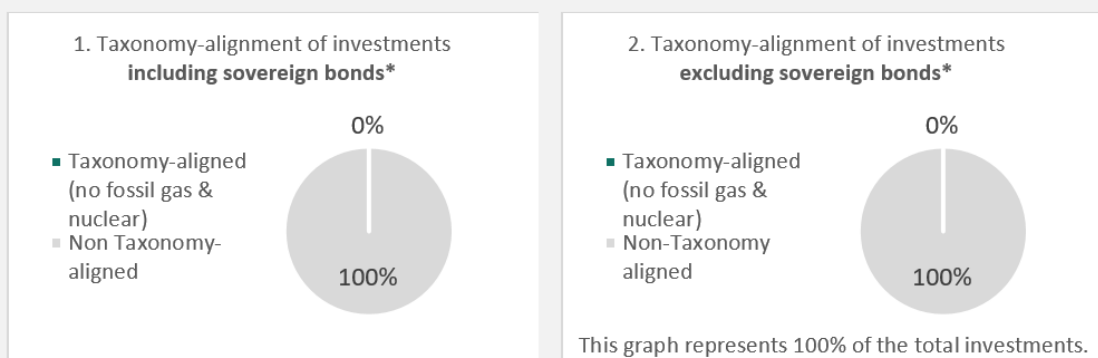
No

¹ - Fossil gas and/or nuclear related activities will only comply with the EU Taxonomy where they contribute to limiting climate change ("climate change mitigation") and do not significantly harm any EU Taxonomy objective - see explanatory note in the left hand margin. The full criteria for fossil gas and nuclear energy economic activities that comply with the EU Taxonomy are laid down in Commission Delegated Regulation (EU) 2022/1214.

To comply with the EU Taxonomy, the criteria for **fossil gas** include limitations on emissions and switching to renewable power or low-carbon fuels by the end of 2035. For **nuclear energy**, the criteria include comprehensive safety and waste management rules

Enabling activities directly enable other activities to make a substantial contribution to an environmental objective. **Transitional activities** are activities for which low-carbon alternatives are not yet available and among others have greenhouse gas emission levels corresponding to the best performance.

The two graphs below show in green the minimum percentage of investments that are aligned with the EU Taxonomy. As there is no appropriate methodology to determine the Taxonomy-alignment of sovereign bonds*, the first graph shows the Taxonomy-alignment in relation to all the investments of the financial product including sovereign bonds, while the second graph shows the Taxonomy-alignment only in relation to the investments of the financial product other than sovereign bonds.



* For the purpose of these graphs, 'sovereign bonds' consist of all sovereign exposures

● **What is the minimum share of investments in transitional and enabling activities?**

Not applicable

are sustainable investments with an environmental objective that **do not take into account the criteria** for environmentally sustainable economic activities under the EU Taxonomy.

● **What is the minimum share of sustainable investments with an environmental objective that are not aligned with the EU Taxonomy?**

The minimum share of sustainable investments with an environmental objective that are not aligned with the EU Taxonomy is 5%.

The minimum share is intentionally low as the objective of the investment manager is not to prevent the product from investing in taxonomy-aligned activities within the framework of the investment strategy of the product.

The Management Company is improving its Taxonomy-alignment data collection to ensure the accuracy and suitability of its Taxonomy sustainability-related disclosures. In the meantime, the financial product will invest in sustainable investments with an environmental objective that are not aligned with the EU Taxonomy.

● **What is the minimum share of socially sustainable investments?**

The minimum share of socially sustainable investments within the financial product is 7%.

● **What investments are included under '#2 Other', what is their purpose and are there any minimum environmental or social safeguards?**

The remaining proportion of the investments may include :

- The proportion of assets that are not used to meet the environmental or social characteristics promoted by the financial product. These assets are used for investment purposes, or
- Instruments which are mainly used for liquidity, efficient portfolio management, and/or hedging purposes, notably cash, deposits and derivatives

In any case, the investment manager will ensure that those investments are made while maintaining the

improvement of the ESG profile of the financial product. In addition, those investments are made in compliance with our internal processes, including the following minimum environmental or social safeguards:

- The risk management policy. The risk management policy comprises procedures as are necessary to enable the management company to assess for each financial product it manages the exposure of that product to market, liquidity, sustainability and counterparty risks. And

- The RBC policy, where applicable, through the exclusion of companies involved in controversies due to poor practices related to human and labour rights, environment, and corruption, as well as companies operating in sensitive sectors (tobacco, coal, controversial weapons, asbestos,...), as these companies are deemed to be in violation of international norms, or to cause unacceptable harm to society and/or the environment



Is a specific index designated as a reference benchmark to determine whether this financial product is aligned with the environmental and/or social characteristics that it promotes?

Reference benchmarks are indexes to measure whether the financial product attains the environmental or social characteristics that they promote.

No reference benchmark has been designated for the purpose of attaining the environmental or social characteristics promoted by the financial product.

- **How is the reference benchmark continuously aligned with each of the environmental or social characteristics promoted by the financial product?**

Not applicable

- **How is the alignment of the investment strategy with the methodology of the index ensured on a continuous basis?**

Not applicable

- **How does the designated index differ from a relevant broad market index?**

Not applicable

- **Where can the methodology used for the calculation of the designated index be found?**

Not applicable



Where can I find more product specific information online?

More product-specific information can be found on the website: <https://www.bnpparibas-am.com/> after choosing the relevant country and directly in the section 'Sustainability-related disclosures' dedicated to the product.

Template pre-contractual disclosure for the financial products referred to in Article 8, paragraphs 1, 2 and 2a, of Regulation (EU) 2019/2088 and Article 6, first paragraph, of Regulation (EU) 2020/852

Sustainable investment means an investment in an economic activity that contributes to an environmental or social objective, provided that the investment does not significantly harm any environmental or social objective and that the investee companies follow good governance practices.

The **EU Taxonomy** is a classification system laid down in Regulation (EU) 2020/852, establishing a list of **environmentally sustainable economic activities**. That Regulation does not lay down a list of socially sustainable economic activities. Sustainable investments with an environmental objective might be aligned with the Taxonomy or not.

Product name : **BNP PARIBAS FUNDS LOCAL EMERGING BOND**

Legal Entity Identifier : 213800I22KUZJM4CEK30

Environmental and/or social characteristics

Does this financial product have a sustainable investment objective?	
<input checked="" type="radio"/> <input type="radio"/> Yes	<input checked="" type="radio"/> <input type="radio"/> No
<input type="checkbox"/> It will make a minimum of sustainable investments with an environmental objective: ____%	<input checked="" type="checkbox"/> It promotes Environmental/Social (E/S) characteristics and while it does not have as its objective a sustainable investment, it will have a minimum proportion of 1% of sustainable investments
<input type="checkbox"/> in economic activities that qualify as environmentally sustainable under the EU Taxonomy	<input type="checkbox"/> with an environmental objective in economic activities that qualify as environmentally sustainable under the EU Taxonomy
<input type="checkbox"/> in economic activities that do not qualify as environmentally sustainable under the EU Taxonomy	<input type="checkbox"/> with an environmental objective in economic activities that do not qualify as environmentally sustainable under the EU Taxonomy
<input type="checkbox"/> It will make a minimum of sustainable investments with a social objective: ____%	<input checked="" type="checkbox"/> with a social objective
	<input type="checkbox"/> It promotes E/S characteristics, but will not make any sustainable investments



What environmental and/or social characteristics are promoted by this financial product?

The financial product promotes environmental and social characteristics by assessing underlying investments against Environmental, Social, and Governance (ESG) criteria using an ESG internal proprietary methodology, and by investing in issuers that demonstrate good environmental, social and governance practices.

Corporate issuers

The investment strategy selects:

Corporate issuers with good or improving ESG practices within their sector of activity. The ESG performance of an issuer is evaluated against a combination of environmental, social and governance factors which include but are

not limited to:

- Environmental: energy efficiency, reduction of emissions of greenhouse gases (GHG), treatment of waste
- Social: respect of human rights and workers' rights, human resources management (workers' health and safety, diversity)
- Governance: Board of Directors independence, managers' remuneration, respect of minority shareholders rights

The exclusion criteria are applied with regard to issuers that are in violation of international norms and convention, or operate in sensitive sectors as defined by the Responsible Business Conduct Policy (RBC Policy).

Sovereign issuers

The investment strategy selects sovereign issuers based on their performance across the environmental, social and governance pillars. The ESG performance of each country is assessed using an internal Sovereign ESG methodology that focuses on measuring governments' efforts to produce and preserve assets, goods, and services with high ESG values, according to their level of economic development. This involves evaluation of a country against a combination of environmental, social and governance factors, which include but not limited to:

- Environmental: climate mitigation, biodiversity, energy efficiency, land resources, pollution
- Social: life conditions, economic inequality, education, employment, health infrastructure, human capital
- Governance: business rights, corruption, democratic life, political stability, security

BNP Paribas Asset Management's Global Sustainability Strategy places a strong emphasis on combatting climate change. Therefore, given the importance of sovereigns in addressing climate change, the internal Sovereign ESG methodology includes an additional scoring component that captures the country's contribution to progress towards the net-zero goals set out in the Paris Agreement. This additional scoring component reflects countries' commitment to future targets balanced by their current policies and their forward-looking physical climate risk exposure. It combines temperature alignment methodology for determining national contributions to climate change with an assessment of the laws and policies countries have in place for addressing climate change.

The investment manager also applies the BNP Paribas Group's sensitive countries framework, which includes restrictive measures on certain countries and/or activities that are considered as being particularly exposed to money laundering and terrorism financing related risks.

Furthermore, the investment manager promotes better environmental and social outcomes through engagement with issuers and the exercise of voting rights according to the Stewardship policy, where applicable.

No reference benchmark has been designated for the purpose of attaining the environmental or social characteristics promoted by the financial product.

● What sustainability indicators are used to measure the attainment of each of the environmental or social characteristics promoted by this financial product?

The following sustainability indicators are used to measure the attainment of the environmental and social characteristics promoted by the financial product:

- The percentage of the portfolio compliant with the RBC Policy
- The percentage of the portfolio covered by ESG analysis based on the ESG internal proprietary methodology
- The weighted average ESG score of the portfolio compared to the weighted average ESG score of its investment universe, as defined in the Prospectus
- The percentage of the financial product's portfolio invested in 'sustainable investments' as defined in Article 2 (17) of the SFDR regulation

Sustainability indicators measure how the environmental or social characteristics promoted by the financial product are attained.



● **What are the objectives of the sustainable investments that the financial product partially intends to make and how does the sustainable investment contribute to such objectives?**

The objectives of the sustainable investments made by the financial product are to finance companies that contribute to environmental and/or social objectives through their products and services, as well as their sustainable practices.

The internal methodology, as defined in the main part of the Prospectus, integrates several criteria into its definition of sustainable investments that are considered to be core components to qualify a company as sustainable. These criteria are complementary to each other. In practice, a company must meet at least one of the criteria described below in order to be considered as contributing to an environmental or social objective:

1. A company with an economic activity aligned with the EU Taxonomy objectives. A company can be qualified as sustainable investment in case it has more than 20% of its revenues aligned with the EU Taxonomy. A company qualifying as sustainable investment through this criteria can for example contribute to the following environmental objectives: sustainable forestry, environmental restoration, sustainable manufacturing, renewable energy, water supply, sewerage, waste management and remediation, sustainable transportation, sustainable buildings, sustainable information and technology, scientific research for sustainable development;

2. A company with an economic activity contributing to one or more United Nations Sustainable Development goals (UN SDG) targets. A company can be qualified as sustainable investment in case it has more than 20% of its revenues aligned with the SDGs and less than 20% of its revenues misaligned with the UN SDGs. A company qualifying as sustainable investment through this criteria can for example contribute to the following objectives:

a. Environmental: sustainable agriculture, sustainable management of water and sanitation, sustainable and modern energy, sustainable economic growth, sustainable infrastructure, sustainable cities, sustainable consumption and production patterns, fight against climate change, conservation and sustainable use of oceans, seas and marine resources, protection, restoration and sustainable use of terrestrial ecosystems, sustainable management of forests, fight against desertification, land degradation and biodiversity loss;

b. Social: no poverty, zero hunger, food security, healthy lives and well-being at all ages, inclusive and equitable quality education and lifelong learning opportunities, gender equality, women and girls empowerment, availability of water and sanitation, access to affordable, reliable and modern energy, inclusive and sustainable economic growth, full and productive employment and decent work, resilient infrastructure, inclusive and sustainable industrialization, reduced inequality, inclusive, safe and resilient cities and human settlements, peaceful and inclusive societies, access to justice and effective, accountable and inclusive institutions, global partnership for sustainable development.

3. A company operating in a high GHG emission sector that is transitioning its business model to align with the objective of maintaining the global temperature rise below 1.5°C. A company qualifying as sustainable investment through this criteria can for example contribute to the following environmental objectives: GHG emissions reduction, fight against climate change;

4. A company with best-in-class environmental or social practices compared to its peers within the relevant sector and geographical region. The E or S best performer assessment is based on the BNPP AM ESG scoring methodology. The methodology scores companies and assesses them against a peer group comprising companies in comparable sectors and geographical regions. A company with a contribution score above 10 on the Environmental or Social pillar qualifies as best performer. A company qualifying as sustainable investment through this criteria can for example contribute to the following objectives:

a. Environmental: fight against climate change, environmental risk management, sustainable management of natural resources, waste management, water management, GHG emissions reduction, renewable energy, sustainable agriculture, green infrastructure;

b. Social: health and safety, human capital management, good external stakeholder management (supply chain, contractors, data), business ethics preparedness, good corporate governance.

Green bonds, social bonds and sustainability bonds issued to support specific environmental and/or social projects are also qualified as sustainable investments provided that these debt securities receive an investment recommendation 'POSITIVE' or 'NEUTRAL' from the Sustainability Center following the issuer and underlying project assessment based on a proprietary Green/Social/Sustainability Bond Assessment methodology.



Companies identified as a sustainable investment should not significantly harm any other environmental or social objectives (the Do No Significant Harm 'DNSH' principle) and should follow good governance practices. BNP Paribas Asset Management (BNPP AM) uses its proprietary methodology to assess all companies against these requirements.

More information on the internal methodology can be found on the website of the investment manager: <https://docfinder.bnpparibas-am.com/api/files/14787511-CB33-49FC-B9B5-7E934948BE63>

Principal adverse impacts are the most significant negative impacts of investment decisions on sustainability factors relating to environmental, social and employee matters, respect for human rights, anti-corruption and anti-bribery matters.

● **How do the sustainable investments that the financial product partially intends to make, not cause significant harm to any environmental or social sustainable investment objective?**

Sustainable investments that the product partially intends to make should not significantly harm any environmental or social objective (DNSH Principle). In this respect, the investment manager commits to consider principal adverse impacts on sustainability factors by taking into account indicators for adverse impacts as defined in SFDR, and to not invest in companies that do not meet their fundamental obligations in line with the OECD Guidelines and the UN Guiding Principles on Business and Human Rights.

How have the indicators for adverse impacts on sustainability factors been taken into account?

The investment manager ensures that throughout its investment process, the financial product takes into all the account principal all the adverse impact indicators that are relevant to its investment strategy to select the sustainable investments that the financial product partially intends to make by systematically implementing the sustainable investment pillars defined in the BNP Paribas Asset Management Global Sustainability Strategy (GSS) into its investment process : RBC policy, ESG integration guidelines, Stewardship, the forward-looking vision the '3Es' (Energy transition, Environmental sustainability, Equality & Inclusive Growth).

The RBC policy establishes a common framework across investments and economic activities that help identify industries and behaviours presenting a high risk of adverse impacts in violation of international norms. As part of the RBC Policy, sector policies provide a tailored approach to identify and prioritize principal adverse impacts based on the nature of the economic activity, and in many cases, the geography in which these economic activities take place.

The ESG Integration Guidelines includes a series of commitments, which are material to consideration of principal adverse sustainability impacts, and guides the internal ESG integration process. The proprietary ESG scoring framework includes an assessment of a number of adverse sustainability impacts caused by companies in which we invest. Outcome of this assessment may impact the valuation models as well as the portfolio construction depending on the severity and materiality of adverse impacts identified.

Thus, the Investment Manager considers principal adverse sustainability impacts throughout the investment process through the use of the internal ESG scores and construction of the portfolio with an improved ESG profile compared to its investment universe.

The Forward-looking perspective defines a set of objectives and developed performance indicators to measure how the researches, portfolios and commitments are aligned on three issues, the '3Es' (Energy transition, Environmental sustainability, Equality & inclusive growth) and thus support investment processes.

Furthermore, the Stewardship team regularly identifies adverse impacts through ongoing research, collaboration with other long-term investors, and dialogue with NGOs and other experts.

As regards the sustainable investments that the financial product intends to make, the following principal adverse sustainability impacts are taken into account:

Corporate mandatory indicators:

1. GreenHouse Gas (GHG) Emissions

2. Carbon footprint
3. GHG intensity of investee companies
4. Exposure to companies active in the fossil fuel sector
5. Share of non-renewable energy consumption and production
6. Energy consumption intensity per high impact climate sector
7. Activities negatively affecting biodiversity sensitive areas
8. Emissions to water
9. Hazardous waste ratio
10. Violations of UN Global Compact principles and Organisation for Economic Cooperation and Development (OECD) Guidelines for Multinational Enterprises
11. Lack of processes and compliance mechanisms to monitor compliance with UN Global Compact principles and OECD Guidelines for Multinational Enterprises
12. Unadjusted gender pay gap
13. Board gender diversity
14. Exposure to controversial weapons (anti-personnel mines, cluster munitions, chemical weapons and biological weapons)

Corporate voluntary indicators:

Environment

4. Investments in companies without carbon emission reduction initiatives

Social

4. Lack of a supplier code of conduct
9. Lack of a human rights policy

Sovereign mandatory indicator:

15. GHG intensity
16. Investee countries subject to social violations

More detailed information on the manner in which principal adverse impacts on sustainability factors are considered can be found in the BNP PARIBAS ASSET MANAGEMENT SFDR disclosure statement:

<https://docfinder.bnpparibas-am.com/api/files/874ADAE2-3EE7-4AD4-B0ED-84FC06E090BF>

In addition, information on how the principal adverse impacts on sustainability factors have been considered over the year will be available in the annual report of the financial product.

How are the sustainable investments aligned with the OECD Guidelines for Multinational Enterprises and the UN Guiding Principles on Business and Human Rights?

The investment universe of the financial product is periodically screened with a view to identify issuers that are potentially in violation or at risk of violation of the UN Global Compact Principles, OECD Guidelines for Multinational Enterprises and UN Guiding Principles on Business & Human Rights, including the principles and rights set out in the eight fundamental conventions identified in the Declaration of the International Labour Organisation on Fundamental Principles and Rights at Work and the International Bill of Human Rights. This assessment is conducted within the BNPP AM Sustainability Centre on the basis of internal analysis and information provided by external experts, and in consultation with BNP Paribas Group CSR Team. If an issuer is found to be in serious and repeated violations of any of the principles, it will be placed on an 'exclusion list' and will not be available for investment. Existing investments should be divested from the portfolio according to an internal procedure. If an issuer is at risk of violating any of the principles, it is placed on a 'watch list' monitored, as appropriate.

The EU Taxonomy sets out a 'do not significant harm' principle by which Taxonomy-aligned investments should not significantly harm EU Taxonomy objectives and is accompanied by specific EU criteria.

The 'do no significant harm' principle applies only to those investments underlying the financial product that take into account the EU criteria for environmentally sustainable economic activities. The investments underlying the remaining portion of this financial product do not take into account the EU criteria for environmentally sustainable economic activities.

Any other sustainable investments must also not significantly harm any environmental or social objectives.





Does this financial product consider principal adverse impacts on sustainability factors?

Yes

The product considers principal adverse impacts on sustainability factors by systematically implementing the sustainable investment pillars defined in the GSS into its investment process. These pillars are covered by firm-wide policies that set criteria to identify, consider and prioritise as well as address or mitigate adverse sustainability impacts caused by issuers.

The RBC policy establishes a common framework across investments and economic activities that help identify industries and behaviours presenting a high risk of adverse impacts in violation of international norms. As part of the RBC Policy, sector policies provide a tailored approach to identify and prioritize principal adverse impacts based on the nature of the economic activity, and in many cases, the geography in which these economic activities take place.

The ESG Integration Guidelines includes a series of commitments, which are material to consideration of principal adverse sustainability impacts, and guides the internal ESG integration process. The proprietary ESG scoring framework includes an assessment of a number of adverse sustainability impacts caused by companies in which we invest. Outcome of this assessment may impact the valuation models as well as the portfolio construction depending on the severity and materiality of adverse impacts identified.

Thus, the Investment Manager considers principal adverse sustainability impacts throughout the investment process through the use of the internal ESG scores and construction of the portfolio with an improved ESG profile compared to its investment universe.

The Forward-looking perspective defines a set of objectives and developed performance indicators to measure how the researches, portfolios and commitments are aligned on three issues, the '3Es' (Energy transition, Environmental sustainability, Equality & inclusive growth) and thus support investment processes.

Furthermore, the Stewardship team regularly identifies adverse impacts through ongoing research, collaboration with other long-term investors, and dialogue with NGOs and other experts.

Actions to address or mitigate principal adverse sustainability impacts depend on the severity and materiality of these impacts. These actions are guided by the RBC Policy, ESG Integration Guidelines, and Engagement and Voting Policy which include the following provisions :

- Exclusion of issuers that are in violation of international norms and conventions and issuers that are involved in activities presenting an unacceptable risk to society and/or the environment
- Engagement with issuers with the aim of encouraging them to improve their environmental, social and governance practices and, thus, mitigate potential adverse impacts
- In case of equity holdings, voting at Annual General Meetings of companies the portfolio is invested in to promote good governance and advance environmental and social issues
- Ensuring all securities included in the portfolio have supportive ESG research
- Managing portfolios so that their aggregate ESG score is better than the relevant benchmark or universe

Based on the above approach, and depending on the composition of the financial product's portfolio (i.e. the type of issuer), the financial product considers and addresses or mitigates the following principal adverse sustainability impacts:

Corporate mandatory indicators:

1. GreenHouse Gas (GHG) Emissions
2. Carbon footprint
3. GHG intensity of investee companies
4. Exposure to companies active in the fossil fuel sector
5. Share of non-renewable energy consumption and production
6. Energy consumption intensity per high impact climate sector



7. Activities negatively affecting biodiversity sensitive areas
8. Emissions to water
9. Hazardous waste ratio
10. Violations of UN Global Compact principles and Organisation for Economic Cooperation and Development (OECD) Guidelines for Multinational Enterprises
11. Lack of processes and compliance mechanisms to monitor compliance with UN Global Compact principles and OECD Guidelines for Multinational Enterprises
12. Unadjusted gender pay gap
13. Board gender diversity
14. Exposure to controversial weapons (anti-personnel mines, cluster munitions, chemical weapons and biological weapons)

Corporate voluntary indicators:

Environment

4. Investments in companies without carbon emission reduction initiatives

Social

4. Lack of a supplier code of conduct
9. Lack of a human rights policy

Sovereign mandatory indicator:

15. GHG intensity
16. Investee countries subject to social violations

More detailed information on the manner in which principal adverse impacts on sustainability factors are considered can be found in the BNP PARIBAS ASSET MANAGEMENT SFDR disclosure statement: <https://docfinder.bnpparibas-am.com/api/files/874ADAE2-3EE7-4AD4-BOED-84FC06E090BF>
In addition, information on how the principal adverse impacts on sustainability factors have been considered over the year will be available in the annual report of the financial product.

No



What investment strategy does this financial product follow?

The investment strategy guides investment decisions based on factors such as investment objectives and risk tolerance.

To achieve the investment objective of the financial product, the investment manager takes into account at each step of its investment process the Environmental, Social and Governance (ESG) criteria that the financial product promotes.

The investment universe of the financial product is thoroughly screened with a view to identify issuers that are in violation of the UN Global Compact Principles, OECD Guidelines for Multinational Enterprises and UN Guiding Principles on Business & Human Rights.

Then the Investment Manager integrates ESG ratings and criteria into the assessment of issuers. ESG ratings are built by BNP Paribas Asset Management's Sustainability Centre using a proprietary ESG methodology.

The investment manager constantly integrates the binding elements of the investment strategy described in the question below to construct an investment portfolio with an improved ESG profile compared to its investment universe.

Environmental, social and governance (ESG) criteria contribute to, but are not a determining factor in, the manager's decision-making.

The elements of the investment strategy to attain the environmental or social characteristics promoted by this financial product as described below are systematically integrated throughout the investment process.

- **What are the binding elements of the investment strategy used to select the investments to attain each of the environmental or social characteristics promoted by this financial product?**

- The financial product shall comply with the RBC Policy by excluding companies involved in controversies due to poor practices related to human and labor rights, environment, and corruption, as well as



companies operating in sensitive sectors (tobacco, coal, controversial weapons, asbestos,...), as these companies are deemed to be in violation of international norms, or to cause unacceptable harm to society and/or the environment.

More information on the RBC Policy, and in particular criteria relating to sectoral exclusions, can be found on the website of the investment manager: Sustainability documents - BNPP AM Corporate English (<https://www.bnpparibas-am.com/sustainability-documents/>)

- The financial product shall have the weighted average ESG score of its portfolio higher than the weighted average ESG score of its investment universe, as defined in the Prospectus
- The financial product shall have at least 75% of its assets (excluding ancillary liquid assets) covered by the ESG analysis based on the ESG internal proprietary methodology
- The financial product shall invest at least 1% of its assets in 'sustainable investments' as defined in Article 2 (17) of the SFDR regulation. Criteria to qualify an investment as 'sustainable investment' are indicated in the above question 'What are the objectives of the sustainable investments that the financial product partially intends to make and does the sustainable investments contribute to such objectives' and the quantitative and qualitative thresholds are mentioned in the main part of the Prospectus

● **What is the committed minimum rate to reduce the scope of the investments considered prior to the application of that investment strategy?**

The financial product does not commit to a reduction of the scope of investments prior to the application of its investment strategy.

● **What is the policy to assess good governance practices of the investee companies?**

The ESG scoring framework assesses corporate governance through a core set of standard key performance indicators for all sectors supplemented by sector specific metrics. The governance metrics and indicators to assess good governance practices such as sound management structures, employee relations, remuneration of staff and tax compliance include but are not limited to:

- Separation of power (e.g. Split CEO/Chair)
- Board diversity
- Executive pay (remuneration policy)
- Board Independence, and key committees independence
- Accountability of directors
- Financial expertise of the Audit Committee
- Respect of shareholders rights and absence of antitakeover devices
- The presence of appropriate policies (i.e. Bribery and corruption, whistleblower)
- Tax disclosure
- An assessment of prior negative incidents relating to governance

The ESG analysis goes beyond the framework to look at a more qualitative assessment of how the insights from our ESG model are reflected in the culture and operations of investee companies. In some cases, the ESG analysts will conduct due diligence meetings to better understand the company's approach to corporate governance.

Good governance practices include sound management structures, employee relations, remuneration of staff and tax compliance.



What is the asset allocation planned for this financial product?

Asset allocation describes the share of investments in specific assets.

At least 39% of the investments of the financial product will be used to meet the environmental or social characteristics promoted, in accordance with the binding elements of the investment strategy of the financial product.

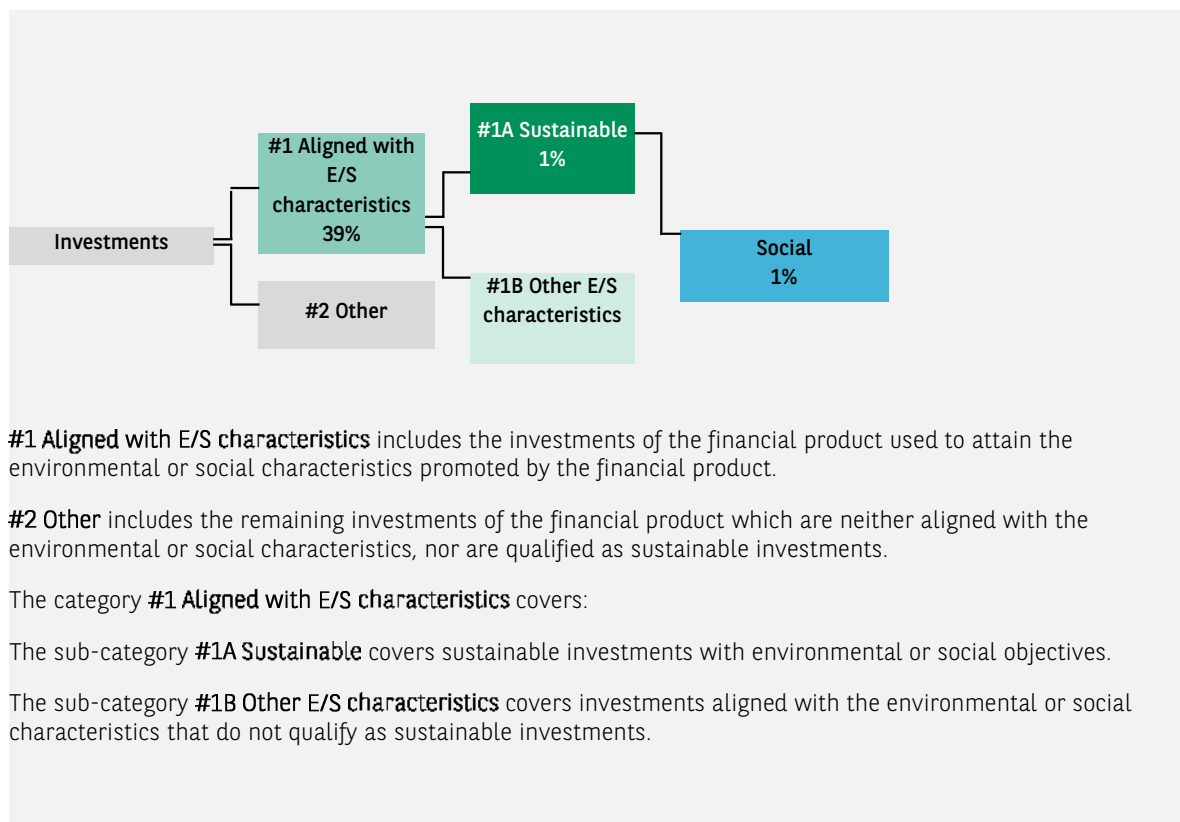
Taxonomy-aligned activities are expressed as a share of:

For the avoidance of doubt, such a proportion is solely a minimum and the exact percentage of the investments of the financial product that attained the promoted environmental or social characteristics will be available in the annual report.

The minimum proportion of sustainable investments of the financial product is 1%.


The remaining proportion of the investments is mainly used as described under the question: "What investments are included under "#2 Other", what is their purpose and are there any minimum environmental or social safeguards?"

- **turnover** reflecting the share of revenue from green activities of investee companies.
 - **capital expenditure** (CapEx) showing the green investments made by investee companies, e.g. for a transition to a green economy.
 - **operational expenditure** (OpEx) reflecting green operational activities of investee companies.



● **How does the use of derivatives attain the environmental or social characteristics promoted by the financial product?**

Financial derivative instruments may be used for efficient portfolio management, hedging and/or investment purposes, if applicable. These instruments are not used to attain the environmental or social characteristics promoted by the product.

 **To what minimum extent are sustainable investments with an environmental objective aligned with the EU Taxonomy?**

Not applicable

● **Does the financial product invest in fossil gas and/or nuclear energy related activities that comply with the EU Taxonomy¹?**

Yes

In fossil gas In Nuclear Energy

No

¹ -Fossil gas and/or nuclear related activities will only comply with the EU Taxonomy where they contribute to limiting climate change ("climate change mitigation") and do not significantly harm any EU Taxonomy objective - see explanatory note in the left hand margin. The full criteria for fossil gas and nuclear energy economic activities that comply with the EU Taxonomy are laid down in Commission Delegated Regulation (EU) 2022/1214.

To comply with the EU Taxonomy, the criteria for **fossil gas** include limitations on emissions and switching to renewable power or low-carbon fuels by the end of 2035. For **nuclear energy**, the criteria include comprehensive safety and waste management rules.

Enabling activities directly enable other activities to make a substantial contribution to an environmental objective. **Transitional activities** are activities for which low-carbon alternatives are not yet available and among others have greenhouse gas emission levels corresponding to the best performance.

The two graphs below show in green the minimum percentage of investments that are aligned with the EU Taxonomy. As there is no appropriate methodology to determine the Taxonomy-alignment of sovereign bonds*, the first graph shows the Taxonomy-alignment in relation to all the investments of the financial product including sovereign bonds, while the second graph shows the Taxonomy-alignment only in relation to the investments of the financial product other than sovereign bonds.



* For the purpose of these graphs, 'sovereign bonds' consist of all sovereign exposures

● **What is the minimum share of investments in transitional and enabling activities?**

Not applicable

are sustainable investments with an environmental objective that **do not take into account the criteria** for environmentally sustainable economic activities under the EU Taxonomy.

● **What is the minimum share of sustainable investments with an environmental objective that are not aligned with the EU Taxonomy?**

Not applicable

● **What is the minimum share of socially sustainable investments?**

The minimum share of socially sustainable investments within the financial product is 1%.

● **What investments are included under '#2 Other', what is their purpose and are there any minimum environmental or social safeguards?**

The remaining proportion of the investments may include :

- The proportion of assets that are not used to meet the environmental or social characteristics promoted by the financial product. These assets are used for investment purposes, or
- Instruments which are mainly used for liquidity, efficient portfolio management, and/or hedging purposes, notably cash, deposits and derivatives

In any case, the investment manager will ensure that those investments are made while maintaining the improvement of the ESG profile of the financial product. In addition, those investments are made in compliance with our internal processes, including the following minimum environmental or social safeguards:

- The risk management policy. The risk management policy comprises procedures as are necessary to enable the management company to assess for each financial product it manages the exposure of that product to market, liquidity, sustainability and counterparty risks. And
- The RBC policy, where applicable, through the exclusion of companies involved in controversies due to poor

practices related to human and labour rights, environment, and corruption, as well as companies operating in sensitive sectors (tobacco, coal, controversial weapons, asbestos,...), as these companies are deemed to be in violation of international norms, or to cause unacceptable harm to society and/or the environment



Is a specific index designated as a reference benchmark to determine whether this financial product is aligned with the environmental and/or social characteristics that it promotes?

Reference benchmarks are indexes to measure whether the financial product attains the environmental or social characteristics that they promote.

No reference benchmark has been designated for the purpose of attaining the environmental or social characteristics promoted by the financial product.

- **How is the reference benchmark continuously aligned with each of the environmental or social characteristics promoted by the financial product?**

Not applicable

- **How is the alignment of the investment strategy with the methodology of the index ensured on a continuous basis?**

Not applicable

- **How does the designated index differ from a relevant broad market index?**

Not applicable

- **Where can the methodology used for the calculation of the designated index be found?**

Not applicable



Where can I find more product specific information online?

More product-specific information can be found on the website: <https://www.bnpparibas-am.com/> after choosing the relevant country and directly in the section 'Sustainability-related disclosures' dedicated to the product.

Template pre-contractual disclosure for the financial products referred to in Article 8, paragraphs 1, 2 and 2a, of Regulation (EU) 2019/2088 and Article 6, first paragraph, of Regulation (EU) 2020/852

Product name: BNP Paribas Funds Multi-Asset Opportunities

Legal entity identifier: 213800R8YODPGFGWSN58

ENVIRONMENTAL AND/OR SOCIAL CHARACTERISTICS

Does this financial product have a sustainable investment objective?

Yes

No

It will make a minimum of sustainable investments with an environmental objective: ___%

in economic activities that qualify as environmentally sustainable under the EU Taxonomy

in economic activities that do not qualify as environmentally sustainable under the EU Taxonomy

It will make a minimum of sustainable investments with a social objective: ___%

It promotes Environmental/Social (E/S) characteristics and while it does not have as its objective a sustainable investment, it will have a minimum proportion of 30% of sustainable investments

with an environmental objective in economic activities that qualify as environmentally sustainable under the EU Taxonomy

with an environmental objective in economic activities that do not qualify as environmentally sustainable under the EU Taxonomy

with a social objective

It promotes E/S characteristics, but will not make any sustainable investments

Sustainable investment means an investment in an economic activity that contributes to an environmental or social objective, provided that the investment does not significantly harm any environmental or social objective and that the investee companies follow good governance practices.

The **EU Taxonomy** is a classification system, establishing a list of **environmentally sustainable economic activities**. For the time being, it does not include a list of socially sustainable economic activities. Sustainable investments with an environmental objective might be aligned with the Taxonomy or not.



What environmental and/or social characteristics are promoted by this financial product?

The financial product promotes environmental and social characteristics by assessing underlying investments against Environmental, Social, and Governance (ESG) criteria using an ESG internal proprietary methodology, and by investing in issuers that demonstrate good environmental, social and governance practices.

Corporate issuers

The investment strategy selects corporate issuers with good or improving ESG practices within their sector of activity. The ESG performance of an issuer is evaluated against a combination of environmental, social and governance factors which include but are not limited to :

- Environmental: energy efficiency, reduction of emissions of greenhouse gases (GHG), treatment of waste;

- Social: respect of human rights and workers' rights, human resources management (workers' health and safety, diversity);
- Governance: Board of Directors independence, managers' remuneration, respect of minority shareholders rights.

The exclusion criteria are applied with regard to issuers that are in violation of international norms and convention, or operate in sensitive sectors as defined by the Responsible Business Conduct Policy (RBC Policy).

Sovereign issuers

The investment strategy selects sovereign issuers based on their performance across the environmental, social and governance pillars. The ESG performance of each country is assessed using an internal Sovereign ESG methodology that focuses on measuring governments' efforts to produce and preserve assets, goods, and services with high ESG values, according to their level of economic development. This involves evaluation of a country against a combination of environmental, social and governance factors, which include but not limited to:

- Environmental: climate mitigation, biodiversity, energy efficiency, land resources, pollution;
- Social: life conditions, economic inequality, education, employment, health infrastructure, human capital;
- Governance: business rights, corruption, democratic life, political stability, security.

BNP Paribas Asset Management's Global Sustainability Strategy places a strong emphasis on combatting climate change. Therefore, given the importance of sovereigns in addressing climate change, the internal Sovereign ESG methodology includes an additional scoring component that captures the country's contribution to progress towards the net-zero goals set out in the Paris Agreement. This additional scoring component reflects countries' commitment to future targets balanced by their current policies and their forward-looking physical climate risk exposure. It combines temperature alignment methodology for determining national contributions to climate change with an assessment of the laws and policies countries have in place for addressing climate change.

The investment manager also applies the BNP Paribas Group's sensitive countries framework, which includes restrictive measures on certain countries and/or activities that are considered as being particularly exposed to money laundering and terrorism financing related risks.

Furthermore, the investment manager promotes better environmental and social outcomes through engagement with issuers and the exercise of voting rights according to the Stewardship policy, where applicable.

No reference benchmark has been designated for the purpose of attaining the environmental or social characteristics promoted by the financial product.

● ***What sustainability indicators are used to measure the attainment of each of the environmental or social characteristics promoted by this financial product?***

The following sustainability indicators are used to measure the attainment of the environmental and social characteristics promoted by the financial product:

- The percentage of the financial product's portfolio compliant with the RBC Policy;
- The percentage of the financial product's portfolio covered by ESG analysis based on the ESG internal proprietary methodology ;
- The weighted average ESG score of the financial product's portfolio compared to the weighted average ESG score of its investment universe, as defined in the Prospectus;

Sustainability indicators measure how the environmental or social characteristics promoted by the financial product are attained.

- The percentage of the financial product's portfolio invested in 'sustainable investments' as defined in Article 2 (17) of the SFDR regulation

● ***What are the objectives of the sustainable investments that the financial product partially intends to make and how does the sustainable investment contribute to such objectives?***

The objectives of the sustainable investments made by the financial product are to finance companies that contribute to environmental and/or social objectives through their products and services, as well as their sustainable practices.

The internal methodology, as defined in the main part of the Prospectus, integrates several criteria into its definition of sustainable investments that are considered to be core components to qualify a company as sustainable. These criteria are complementary to each other. In practice, a company must meet at least one of the criteria described below in order to be considered as contributing to an environmental or social objective:

1. A company with an economic activity aligned with the EU Taxonomy objectives. A company can be qualified as sustainable investment in case it has more than 20% of its revenues aligned with the EU Taxonomy. A company qualifying as sustainable investment through this criteria can for example contribute to the following environmental objectives: sustainable forestry, environmental restoration, sustainable manufacturing, renewable energy, water supply, sewerage, waste management and remediation, sustainable transportation, sustainable buildings, sustainable information and technology, scientific research for sustainable development;

2. A company with an economic activity contributing to one or more United Nations Sustainable Development goals (UN SDG) targets. A company can be qualified as sustainable investment in case it has more than 20% of its revenues aligned with the SDGs and less than 20% of its revenues misaligned with the UN SDGs. A company qualifying as sustainable investment through this criteria can for example contribute to the following objectives:

a. Environmental: sustainable agriculture, sustainable management of water and sanitation, sustainable and modern energy, sustainable economic growth, sustainable infrastructure, sustainable cities, sustainable consumption and production patterns, fight against climate change, conservation and sustainable use of oceans, seas and marine resources, protection, restoration and sustainable use of terrestrial ecosystems, sustainable management of forests, fight against desertification, land degradation and biodiversity loss;

b. Social: no poverty, zero hunger, food security, healthy lives and well-being at all ages, inclusive and equitable quality education and lifelong learning opportunities, gender equality, women and girls empowerment, availability of water and sanitation, access to affordable, reliable and modern energy, inclusive and sustainable economic growth, full and productive employment and decent work, resilient infrastructure, inclusive and sustainable industrialization, reduced inequality, inclusive, safe and resilient cities and human settlements, peaceful and inclusive societies, access to justice and effective, accountable and inclusive institutions, global partnership for sustainable development.

3. A company operating in a high GHG emission sector that is transitioning its business model to align with the objective of maintaining the global temperature rise below 1.5°C. A company qualifying as sustainable investment through this criteria can for example contribute to the following environmental objectives: GHG emissions reduction, fight against climate change;

4. A company with best-in-class environmental or social practices compared to its peers within the relevant sector and geographical region. The E or S best performer assessment is based on the BNPP AM ESG scoring methodology. The methodology scores companies and assesses them against a peer group comprising companies in comparable sectors and geographical regions. A company with a contribution score above 10 on the Environmental or Social pillar qualifies as best performer. A company qualifying as sustainable investment through this criteria can for example contribute to the following objectives:

a. Environmental: fight against climate change, environmental risk management, sustainable management of natural resources, waste management, water management, GHG emissions reduction, renewable energy, sustainable agriculture, green infrastructure;

b. Social: health and safety, human capital management, good external stakeholder management (supply chain, contractors, data), business ethics preparedness, good corporate governance.

Green bonds, social bonds and sustainability bonds issued to support specific environmental and/or social projects are also qualified as sustainable investments provided that these debt securities receive an investment recommendation 'POSITIVE' or 'NEUTRAL' from the Sustainability Center following the issuer and underlying project assessment based on a proprietary Green/Social/Sustainability Bond Assessment methodology.

Companies identified as a sustainable investment should not significantly harm any other environmental or social objectives (the Do No Significant Harm 'DNSH' principle) and should follow good governance practices. BNP Paribas Asset Management (BNPP AM) uses its proprietary methodology to assess all companies against these requirements.

More information on the internal methodology can be found on the website of the investment manager: [14787511-CB33-49FC-B9B5-7E934948BE63 \(bnpparibas-am.com\)](https://www.bnpparibas-am.com).

How do the sustainable investments that the financial product partially intends to make, not cause significant harm to any environmental or social sustainable investment objective?

Sustainable investments that the product partially intends to make should not significantly harm any environmental or social objective (DNSH Principle). In this respect, the investment manager commits to consider principal adverse impacts on sustainability factors by taking into account indicators for adverse impacts as defined in SFDR, and to not invest in companies that do not meet their fundamental obligations in line with the OECD Guidelines and the UN Guiding Principles on Business and Human Rights.

How have the indicators for adverse impacts on sustainability factors been taken into account?

The investment manager ensures that throughout its investment process, the financial product takes into account principal adverse impact indicators that are relevant to its investment strategy to select the sustainable investments that the financial product partially intends to make by systematically implementing the sustainable investment pillars defined in the BNP Paribas Asset Management Global Sustainability Strategy (GSS) into its investment process : RBC policy, ESG integration guidelines, Stewardship, the forward-looking vision the '3Es' (Energy transition, Environmental sustainability, Equality & Inclusive Growth).

The RBC policy establishes a common framework across investments and economic activities that help identify industries and behaviours presenting a high risk of adverse impacts in violation of international norms. As part of the RBC Policy, sector policies provide a tailored approach to identify and prioritize principal adverse impacts based on the nature of the economic activity, and in many cases, the geography in which these economic activities take place.

The ESG Integration Guidelines includes a series of commitments, which are material to consideration of principal adverse sustainability impacts, and guides the internal ESG integration process. The proprietary ESG scoring framework includes an assessment of a number of adverse sustainability impacts caused by companies in which we invest. Outcome of this assessment may impact the valuation models as well as the portfolio construction depending on the severity and materiality of adverse impacts identified.

Thus, the Investment Manager considers principal adverse sustainability impacts throughout the investment process through the use of the internal ESG scores and

construction of the portfolio with an improved ESG profile compared to its investment universe.

The Forward-looking perspective defines a set of objectives and developed performance indicators to measure how the researches, portfolios and commitments are aligned on three issues, the '3Es' (Energy transition, Environmental sustainability, Equality & inclusive growth) and thus support investment processes.

Furthermore, the Stewardship team regularly identifies adverse impacts through ongoing research, collaboration with other long-term investors, and dialogue with NGOs and other experts.

The financial product considers and addresses or mitigates the following principal adverse sustainability impacts indicators:

Corporate mandatory indicators:

1. GreenHouse Gas (GHG) Emissions
2. Carbon footprint
3. GHG intensity of investee companies
4. Exposure to companies active in the fossil fuel sector
5. Share of non-renewable energy consumption and production
6. Energy consumption intensity per high impact climate sector
7. Activities negatively affecting biodiversity sensitive areas
8. Emissions to water
9. Hazardous waste ratio
10. Violations of UN Global Compact principles and Organisation for Economic Cooperation and Development (OECD) Guidelines for Multinational Enterprises
11. Lack of processes and compliance mechanisms to monitor compliance with UN Global Compact principles and OECD Guidelines for Multinational Enterprises
12. Unadjusted gender pay gap
13. Board gender diversity
14. Exposure to controversial weapons (anti-personnel mines, cluster munitions, chemical weapons and biological weapons)

Corporate voluntary indicators:

Environment

4. Investments in companies without carbon emission reduction initiatives

Social

4. Lack of a supplier code of conduct
9. Lack of a human rights policy

Sovereign mandatory indicators

15. GHG intensity
16. Investee countries subject to social violations

More detailed information on the manner in which principal adverse impacts on sustainability factors are considered can be found in the BNP PARIBAS ASSET MANAGEMENT [SFDR disclosure statement: sustainability risk integration and Principal Adverse Impacts considerations](#).

In addition, information on how the principal adverse impacts on sustainability factors have been considered over the year will be available in the annual report of the financial product

--- How are the sustainable investments aligned with the OECD Guidelines for Multinational Enterprises and the UN Guiding Principles on Business and Human Rights? Details:

The investment universe of the financial product, through investments into internal active funds, is periodically screened with a view to identify issuers that are potentially in violation or at risk of violation of the UN Global Compact Principles, OECD Guidelines for Multinational Enterprises and UN Guiding Principles on Business & Human Rights, including the principles and rights set out in the eight fundamental conventions identified in the Declaration of the International Labour Organisation on Fundamental Principles and Rights at Work and the International Bill of Human Rights. This assessment is conducted within the BNPP AM Sustainability Centre on the basis of internal analysis and information provided by external experts, and in consultation with BNP Paribas Group CSR Team. If an issuer is found to be in serious and repeated violations of any of the principles, it will be placed on an "exclusion list" and will not be available for investment. Existing investments should be divested from the portfolio according to an internal procedure. If an issuer is at risk of violating any of the principles, it is placed on a "watch list" monitored, as appropriate.

The EU Taxonomy sets out a "do not significant harm" principle by which Taxonomy-aligned investments should not significantly harm EU Taxonomy objectives and is accompanied by specific EU criteria.

The "do no significant harm" principle applies only to those investments underlying the financial product that take into account the EU criteria for environmentally sustainable economic activities. The investments underlying the remaining portion of this financial product do not take into account the EU criteria for environmentally sustainable economic activities.

Any other sustainable investments must also not significantly harm any environmental or social objectives.



Does this financial product consider principal adverse impacts on sustainability factors?

Yes

The product considers principal adverse impacts on sustainability factors by systematically implementing the sustainable investment pillars defined in the GSS into its investment process. These pillars are covered by firm-wide policies that set criteria to identify, consider and prioritise as well as address or mitigate adverse sustainability impacts caused by issuers.

The RBC policy establishes a common framework across investments and economic activities that help identify industries and behaviours presenting a high risk of adverse impacts in violation of international norms. As part of the RBC Policy, sector policies provide a tailored approach to identify and prioritize principal adverse impacts based on the nature of the economic activity, and in many cases, the geography in which these economic activities take place.

The ESG Integration Guidelines includes a series of commitments, which are material to consideration of principal adverse sustainability impacts, and guides the internal ESG integration process. The proprietary ESG scoring framework includes an assessment of a number of adverse sustainability impacts caused by companies in which we invest. Outcome of this assessment may impact the valuation models as well as the portfolio construction depending on the severity and materiality of adverse impacts identified.

Thus, the Investment Manager considers principal adverse sustainability impacts throughout the investment process through the use of the internal ESG scores and construction of the portfolio with an improved ESG profile compared to its investment universe.

Principal adverse impacts are the most significant negative impacts of investment decisions on sustainability factors relating to environmental, social and employee matters, respect for human rights, anti-corruption and anti-bribery matters.

The Forward-looking perspective defines a set of objectives and developed performance indicators to measure how the researches, portfolios and commitments are aligned on three issues, the "3Es" (Energy transition, Environmental sustainability, Equality & inclusive growth) and thus support investment processes.

Furthermore, the Stewardship team regularly identifies adverse impacts through ongoing research, collaboration with other long-term investors, and dialogue with NGOs and other experts.

Actions to address or mitigate principal adverse sustainability impacts depend on the severity and materiality of these impacts. These actions are guided by the RBC Policy, ESG Integration Guidelines, and Engagement and Voting Policy which include the following provisions:

- Exclusion of issuers that are in violation of international norms and conventions and issuers that are involved in activities presenting an unacceptable risk to society and/or the environment;
- Engagement with issuers with the aim of encouraging them to improve their environmental, social and governance practices and, thus, mitigate potential adverse impacts;
- In case of equity holdings, voting at Annual General Meetings of companies the portfolio is invested in to promote good governance and advance environmental and social issues;
- Ensuring all securities included in the portfolio have supportive ESG research.
- Managing portfolios so that their aggregate ESG score is better than the relevant benchmark or universe.

Based on the above approach, and depending on the composition of the financial product's portfolio (i.e. the type of issuer), the financial product considers and addresses or mitigates the following principal adverse sustainability impacts:

Corporate mandatory indicators:

1. GreenHouse Gas (GHG) Emissions
2. Carbon footprint
3. GHG intensity of investee companies
4. Exposure to companies active in the fossil fuel sector
5. Share of non-renewable energy consumption and production
6. Energy consumption intensity per high impact climate sector
7. Activities negatively affecting biodiversity sensitive areas
8. Emissions to water
9. Hazardous waste ratio
10. Violations of UN Global Compact principles and Organisation for Economic Cooperation and Development (OECD) Guidelines for Multinational Enterprises
11. Lack of processes and compliance mechanisms to monitor compliance with UN Global Compact principles and OECD Guidelines for Multinational Enterprises
12. Unadjusted gender pay gap
13. Board gender diversity
14. Exposure to controversial weapons (anti-personnel mines, cluster munitions, chemical weapons and biological weapons)

Corporate voluntary indicators:

Environment

4. Investments in companies without carbon emission reduction initiatives

Social

4. Lack of a supplier code of conduct
9. Lack of a human rights policy

Sovereign mandatory indicators

15. GHG intensity
16. Investee countries subject to social violations

More detailed information on the manner in which principal adverse impacts on sustainability factors are considered can be found in the BNP PARIBAS ASSET MANAGEMENT [SFDR disclosure statement: sustainability risk integration and Principal Adverse Impacts considerations](#).

In addition, information on how the principal adverse impacts on sustainability factors have been considered over the year will be available in the annual report of the financial product.

No



What investment strategy does this financial product follow?

To achieve the investment objective of the financial product, Environmental, Social and Governance (ESG) criteria that it promotes are taken into account at each step of its the investment process .

The investment universe of the financial product is thoroughly screened with a view to identify issuers that are in violation of the UN Global Compact Principles, OECD Guidelines for Multinational Enterprises and UN Guiding Principles on Business & Human Rights. Issuers failing to meet their fundamental obligations in the areas of human and labour rights, environment and corruption are excluded from the investment universe. The in-house sector policies relating to companies operating in sensitive areas (controversial weapons, asbestos, mining, palm oil, etc.) are implemented in order to identify and exclude companies with the worst practices.

Then the Investment Manager integrates ESG ratings and criteria into the assessment of issuers. ESG ratings are built by BNP Paribas Asset Management's Sustainability Centre using a proprietary ESG methodology.

The Investment Manager constantly integrates the binding elements of the investment strategy described in the question below to construct an investment portfolio with a significantly improved ESG profile compared to its investment universe.

In addition, the Investment Manager relies on the internal sustainable investment methodology, as defined in the answer to the question What are the objectives of the sustainable investments that the financial product partially intends to make and how does the sustainable investments contribute to such objectives, to determine issuers that contribute to environmental and/or social objectives.

An extra-financial strategy may comprise methodological limitations such as the ESG Investment Risk as defined by the investment manager.

The elements of the investment strategy to attain the environmental or social characteristics promoted by this financial product as described below are systematically integrated throughout the investment process.

- ***What are the binding elements of the investment strategy used to select the investments to attain each of the environmental or social characteristics promoted by this financial product?***

- The financial product shall comply with the RBC Policy by excluding companies involved in controversies due to poor practices related to human and labor rights, environment, and corruption, as well as companies operating in sensitive sectors (tobacco, coal, controversial weapons, asbestos,...), as these companies are deemed to be in violation of international norms, or to cause unacceptable harm to society and/or the environment ;

More information on the RBC Policy, and in particular criteria relating to sectoral exclusions, can be found on the website of the investment manager: [Sustainability documents - BNPP AM Corporate English \(bnpparibas-am.com\)](#).

The investment strategy guides investment decisions based on factors such as investment objectives and risk tolerance.

- The financial product shall have at least 90% of its assets (excluding ancillary liquid assets) covered by the ESG analysis based on the ESG internal proprietary methodology;
- The financial product shall have the weighted average ESG score of its portfolio higher than the weighted average ESG score of its investment universe, as defined in the Prospectus;
- The financial product shall invest at least 30% of its assets in 'sustainable investments' as defined in Article 2 (17) of the SFDR regulation. Criteria to qualify an investment as 'sustainable investment' are indicated in the above question 'What are the objectives of the sustainable investments that the financial product partially intends to make and does the sustainable investments contribute to such objectives' and the quantitative and qualitative thresholds are mentioned in the main part of the Prospectus.

● ***What is the committed minimum rate to reduce the scope of the investments considered prior to the application of that investment strategy?***

The financial product does not commit to a minimum rate of reduction of the scope of investments prior to the application of its investment strategy.

● ***What is the policy to assess good governance practices of the investee companies?***

The ESG scoring framework assesses corporate governance through a core set of standard key performance indicators for all sectors supplemented by sector specific metrics.

The governance metrics and indicators to assess good governance practices such as sound management structures, employee relations, remuneration of staff and tax compliance include but are not limited to:

- Separation of power (e.g. Split CEO/Chair),
- Board diversity,
- Executive pay (remuneration policy),
- Board Independence, and key committees independence
- Accountability of directors,
- Financial expertise of the Audit Committee,
- Respect of shareholders rights and absence of antitakeover devices
- The presence of appropriate policies (i.e. Bribery and corruption, whistleblower),
- Tax disclosure,
- An assessment of prior negative incidents relating to governance.

The ESG analysis goes beyond the framework to look at a more qualitative assessment of how the insights from our ESG model are reflected in the culture and operations of investee companies. In some cases, the ESG analysts will conduct due diligence meetings to better understand the company's approach to corporate governance.

What is the asset allocation planned for this financial product?

At least 80% of the investments of the financial product will be used to meet the environmental or social characteristics promoted, in accordance with the binding elements of the investment strategy of the financial product.

For the avoidance of doubt, such a proportion is solely a minimum commitment and the real percentage of the investments of the financial product that attained the promoted environmental or social characteristics will be available in the annual report.

The minimum proportion of sustainable investments of the financial product is 30%.

Good governance practices include sound management structures, employee relations, remuneration of staff and tax compliance.

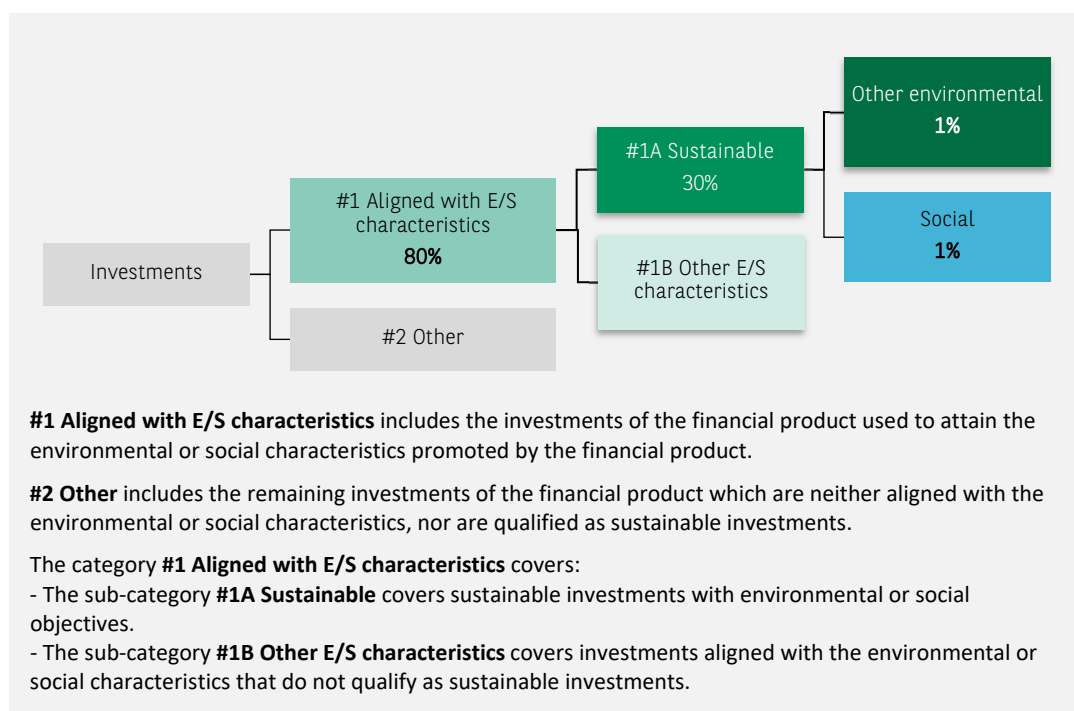


Asset allocation describes the share of investments in specific assets.

Taxonomy-aligned activities are expressed as a share of:

- **turnover** reflecting the share of revenue from green activities of investee companies
- **capital expenditure (CapEx)** showing the green investments made by investee companies, e.g. for a transition to a green economy.
- **operational expenditure (OpEx)** reflecting green operational activities of investee companies.

The remaining proportion of the investments is mainly used as described under the question: "What investments are included under "#2 Other", what is their purpose and are there any minimum environmental or social safeguards?"



● *How does the use of derivatives attain the environmental or social characteristics promoted by the financial product?*

Financial derivative instruments may be used for efficient portfolio management and/or hedging purposes. These instruments are not used to attain the environmental or social characteristics promoted by the product.



To what minimum extent are sustainable investments with an environmental objective aligned with the EU Taxonomy?

Not applicable.

● *Does the financial product invest in fossil gas and/or nuclear energy related activities that comply with the EU Taxonomy¹?*

Yes:

In fossil gas In nuclear energy

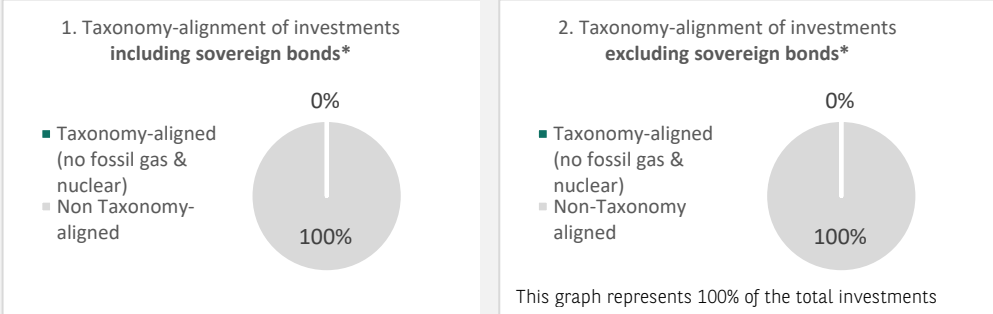
No

¹ Fossil gas and/or nuclear related activities will only comply with the EU Taxonomy where they contribute to limiting climate change ("climate change mitigation") and do not significantly harm an EU Taxonomy objective –see explanatory note in the left hand margin. The full criteria for fossil gas and nuclear energy economic activities that comply with the EU Taxonomy are laid down in Commission Delegated Regulation (EU) 2022/1214.

Enabling activities directly enable other activities to make a substantial contribution to an environmental objective.

Transitional activities are activities for which low-carbon alternatives are not yet available and among others have greenhouse gas emission levels corresponding to the best performance.

The two graphs below show in green the minimum percentage of investments that are aligned with the EU Taxonomy. As there is no appropriate methodology to determine the Taxonomy-alignment of sovereign bonds*, the first graph shows the Taxonomy alignment in relation to all the investments of the financial product including sovereign bonds, while the second graph shows the Taxonomy alignment only in relation to the investments of the financial product other than sovereign bonds.



* For the purpose of these graphs, 'sovereign bonds' consist of all sovereign exposures

● **What is the minimum share of investments in transitional and enabling activities?**

Not applicable.



What is the minimum share of sustainable investments with an environmental objective that are not aligned with the EU Taxonomy?

The minimum share of sustainable investments with an environmental objective that are not aligned with the EU Taxonomy is 1%.

The minimum share is intentionally low as the objective of the investment manager is not to prevent the product from investing in funds exposed to taxonomy-aligned activities within the framework of the investment strategy of the product.

The Management Company is improving its Taxonomy-alignment data collection to ensure the accuracy and suitability of its Taxonomy sustainability-related disclosures. In the meantime, the financial product will invest in funds exposed to sustainable investments with an environmental objective that are not aligned with the EU Taxonomy.



What is the minimum share of socially sustainable investments?

The minimum share of socially sustainable investments within the financial product is 1%.



What investments are included under "#2 Other", what is their purpose and are there any minimum environmental or social safeguards?

The remaining proportion of the investments may include:

are sustainable investments with an environmental objective that **do not take into account the criteria** for environmentally sustainable economic activities under the EU Taxonomy.

- the proportion of assets that are not used to meet the environmental or social characteristics promoted by the financial product. These assets are used for investment purposes , or
- instruments which are mainly used for liquidity, efficient portfolio management, and/or hedging purposes, notably cash, deposits and derivatives.

In any case, the investment manager will ensure that those investments are made while maintaining the improvement of the ESG profile of the financial product. In addition, those investments are made in compliance with our internal processes, including the following minimum environmental or social safeguards:

- the risk management policy. The risk management policy comprises procedures as are necessary to enable the management company to assess for each financial product it manages the exposure of that product to market, liquidity, sustainability and counterparty risks. And
- the RBC policy, where applicable, through the exclusion of companies involved in controversies due to poor practices related to human and labour rights, environment, and corruption, as well as companies operating in sensitive sectors (tobacco, coal, controversial weapons, asbestos,...), as these companies are deemed to be in violation of international norms, or to cause unacceptable harm to society and/or the environment..



Is a specific index designated as a reference benchmark to determine whether this financial product is aligned with the environmental and/or social characteristics that it promotes?

No reference benchmark has been designated for the purpose of attaining the environmental or social characteristics promoted by the financial product.

- ***How is the reference benchmark continuously aligned with each of the environmental or social characteristics promoted by the financial product?***
Not applicable
- ***How is the alignment of the investment strategy with the methodology of the index ensured on a continuous basis?***
Not applicable
- ***How does the designated index differ from a relevant broad market index?***
Not applicable
- ***Where can the methodology used for the calculation of the designated index be found?***
Not applicable

Reference benchmarks are indexes to measure whether the financial product attains the environmental or social characteristics that they promote.



Where can I find more product specific information online?

More product-specific information can be found on the website: www.bnpparibas-am.com after choosing the relevant country and directly in the section "Sustainability-related disclosures" dedicated to the product.

Template pre-contractual disclosure for the financial products referred to in Article 8, paragraphs 1, 2 and 2a, of Regulation (EU) 2019/2088 and Article 6, first paragraph, of Regulation (EU) 2020/852

Product name: BNP Paribas Funds Multi-Asset Thematic

Legal entity identifier: 213800UZ2D3L57GDQS87

ENVIRONMENTAL AND/OR SOCIAL CHARACTERISTICS

Does this financial product have a sustainable investment objective?

Yes

No

It will make a minimum of sustainable investments with an environmental objective: ___%

in economic activities that qualify as environmentally sustainable under the EU Taxonomy

in economic activities that do not qualify as environmentally sustainable under the EU Taxonomy

It will make a minimum of sustainable investments with a social objective: ___%

It promotes Environmental/Social (E/S) characteristics and while it does not have as its objective a sustainable investment, it will have a minimum proportion of 35% of sustainable investments

with an environmental objective in economic activities that qualify as environmentally sustainable under the EU Taxonomy

with an environmental objective in economic activities that do not qualify as environmentally sustainable under the EU Taxonomy

with a social objective

It promotes E/S characteristics, but will not make any sustainable investments

Sustainable investment means an investment in an economic activity that contributes to an environmental or social objective, provided that the investment does not significantly harm any environmental or social objective and that the investee companies follow good governance practices.

The **EU Taxonomy** is a classification system laid down in Regulation (EU) 2020/852, establishing a list of **environmentally sustainable economic activities**. That Regulation does not lay down a list of socially sustainable economic activities. Sustainable investments with an environmental objective might be aligned with the Taxonomy or not.



What environmental and/or social characteristics are promoted by this financial product?

The financial product promotes environmental and social characteristics by assessing underlying investments against Environmental, Social and Governance (ESG) criteria, and by investing directly, or indirectly through funds, in bonds or shares of issuers that demonstrate good environmental and social practices, while implementing robust corporate governance practices within their sector of activity.

When investing through passive funds and/or external funds, the investment manager relies on ESG methodology and exclusion policies used by third-party asset managers and index providers as well as their engagement and voting policies and practices.

The external fund analysis team within the investment manager is dedicated to select external funds using a proprietary methodology.

In addition to the usual selection criteria (quantitative analysis, qualitative analysis and risk due diligence), the team offers a ranking based on extra-financial (or ESG) criteria for each recommended manager or fund in each sector. The team applies a qualitative rather than

quantitative ESG rating to the funds and managers selected in order to assess the effective implementation of ESG practices and the inclusion of extra-financial criteria in their investment process.

The ESG rating system for the team is based on fundamental principles:

- Consistency of approach systematically applied across all asset classes and sectors to ensure consistency in rating
- A proprietary methodology applicable to all funds, with well-defined rules to limit any subjectivity
- An ESG rating for both the management company and the fund (the last including the ESG rating of its management company) The team also analyses a specific SRI (Socially Responsible Investment) selection based on complementary approaches (negative screening, best-in-class / best-effort, positive screening / impact investing)

As all external funds under selection, SRI funds must go through a selection process in three stages (quantitative analysis, qualitative analysis and risk due diligence). Therefore the ESG criteria applied to the investment process are assessed by examining in particular (non-exhaustive list):

- The extra-financial constraints applicable to the Fund's investment universe
- The use of quantitative and qualitative criteria and ESG research in the investment process
- Taking financial and extra-financial requirements into account in the construction of the portfolio
- Monitoring and compliance check with the constraints of socially responsible investment

When investing directly or through internal active funds, the investment manager relies on a proprietary ESG methodology and applies exclusion criteria with regard to issuers that are in violation of international norms and convention, or operate in sensitive sectors as defined by the Responsible Business Policy (RBC Policy).

The ESG performance of an issuer is evaluated against a combination of environmental, social and governance factors which include but not limited to :

- o Environmental: energy efficiency, reduction of emissions of greenhouse gases (GHG), treatment of waste;
- o Social: respect of human rights and workers' rights, human resources management (workers' health and safety, diversity);
- o Governance: Board of Directors independence, managers' remuneration, respect of minority shareholders rights.

Furthermore, the investment manager promotes better environmental and social outcomes through engagement with issuers and the exercise of voting rights according to the Stewardship policy, where applicable.

No reference benchmark has been designated for the purpose of attaining the environmental or social characteristics promoted by the financial product.

● ***What sustainability indicators are used to measure the attainment of each of the environmental or social characteristics promoted by this financial product?***

The following sustainability indicators are used to measure the attainment of the environmental and social characteristics promoted by the financial product:

- The percentage of the direct investments and internal active funds compliant with the RBC Policy;

Sustainability indicators measure how the environmental or social characteristics promoted by the financial product are attained.

- The percentage of the financial product's assets invested, through internal and/or external active and/or passive funds, in funds categorised as Article 8 and Article 9 under the SFDR regulation
 - The percentage of the financial product's portfolio invested in "sustainable investments" as defined in Article 2 (17) of the SFDR regulation;
 - The percentage of the financial product's portfolio invested in investments aligned with the EU Taxonomy.

● ***What are the objectives of the sustainable investments that the financial product partially intends to make and how does the sustainable investment contribute to such objectives?***

The objectives of the sustainable investments made by the financial product are to indirectly finance companies that contribute to environmental and/or social objectives through their products and services, as well as their sustainable practices.

The Sustainable Investment minimum commitment of the financial product is calculated on an asset under management (AuM) weighted methodology without any minimum required for any underlying funds. As such, a look-through approach is applied in order to calculate the financial product's sustainable investment minimum proportion based on the data reported by the underlying funds.

Any sustainable investment commitment reported by external active and/or passive funds, selected by the dedicated internal team, are assessed thanks to specific methodologies developed by third-party asset managers and/or index providers.

Any sustainable investment commitment reported by direct investments or through internal active and/or passive funds are assessed thanks to the proprietary sustainable investment methodology as described below.

The internal methodology, as defined in the main part of the Prospectus, integrates several criteria into its definition of sustainable investments that are considered to be core components to qualify a company as sustainable. These criteria are complementary to each other. In practice, a company must meet at least one of the criteria described below in order to be considered as contributing to an environmental or social objective:

1. A company with an economic activity aligned with the EU Taxonomy objectives. A company can be qualified as sustainable investment in case it has more than 20% of its revenues aligned with the EU Taxonomy. A company qualifying as sustainable investment through this criteria can for example contribute to the following environmental objectives: sustainable forestry, environmental restoration, sustainable manufacturing, renewable energy, water supply, sewerage, waste management and remediation, sustainable transportation, sustainable buildings, sustainable information and technology, scientific research for sustainable development;
2. A company with an economic activity contributing to one or more United Nations Sustainable Development goals (UN SDG) targets. A company can be qualified as sustainable investment in case it has more than 20% of its revenues aligned with the SDGs and less than 20% of its revenues misaligned with the UN SDGs. A company qualifying as sustainable investment through this criteria can for example contribute to the following objectives:
 - a. Environmental: sustainable agriculture, sustainable management of water and sanitation, sustainable and modern energy, sustainable economic growth, sustainable infrastructure, sustainable cities, sustainable consumption and production patterns, fight against climate change, conservation and sustainable use of oceans, seas and marine resources, protection, restoration and sustainable use of terrestrial ecosystems, sustainable management of forests, fight against desertification, land degradation and biodiversity loss;
 - b. Social: no poverty, zero hunger, food security, healthy lives and well-being at all ages, inclusive and equitable quality education and lifelong learning opportunities, gender equality, women and girls empowerment, availability of water and

sanitation, access to affordable, reliable and modern energy, inclusive and sustainable economic growth, full and productive employment and decent work, resilient infrastructure, inclusive and sustainable industrialization, reduced inequality, inclusive, safe and resilient cities and human settlements, peaceful and inclusive societies, access to justice and effective, accountable and inclusive institutions, global partnership for sustainable development.

3. A company operating in a high GHG emission sector that is transitioning its business model to align with the objective of maintaining the global temperature rise below 1.5°C. A company qualifying as sustainable investment through this criteria can for example contribute to the following environmental objectives: GHG emissions reduction, fight against climate change;
4. A company with best-in-class environmental or social practices compared to its peers within the relevant sector and geographical region. The E or S best performer assessment is based on the BNPP AM ESG scoring methodology. The methodology scores companies and assesses them against a peer group comprising companies in comparable sectors and geographical regions. A company with a contribution score above 10 on the Environmental or Social pillar qualifies as best performer. A company qualifying as sustainable investment through this criteria can for example contribute to the following objectives:
 - a. Environmental: fight against climate change, environmental risk management, sustainable management of natural resources, waste management, water management, GHG emissions reduction, renewable energy, sustainable agriculture, green infrastructure;
 - b. Social: health and safety, human capital management, good external stakeholder management (supply chain, contractors, data), business ethics preparedness, good corporate governance.

Green bonds, social bonds and sustainability bonds issued to support specific environmental and/or social projects are also qualified as sustainable investments provided that these debt securities receive an investment recommendation "POSITIVE" or "NEUTRAL" from the Sustainability Center following the issuer and underlying project assessment based on a proprietary Green/Social/Sustainability Bond Assessment methodology.

Companies identified as a sustainable investment should not significantly harm any other environmental or social objectives (the Do No Significant Harm "DNSH" principle) and should follow good governance practices. BNP Paribas Asset Management (BNPP AM) uses its proprietary methodology to assess all companies against these requirements

More information on the internal methodology can be found on the website of the investment manager: [Sustainability documents - BNPP AM Corporate English \(bnpparisbas-am.com\)](https://www.bnpparisbas-am.com/sustainability).

● *How do the sustainable investments that the financial product partially intends to make, not cause significant harm to any environmental or social sustainable investment objective?*

Sustainable investments that the product partially intends to make, through investments into direct lines or internal active funds, should not significantly harm any environmental or social objective (DNSH Principle). In this respect, the investment manager commits to consider principal adverse impacts on sustainability factors by taking into account indicators for adverse impacts as defined in SFDR, and to not invest in companies that do not meet their fundamental obligations in line with the OECD Guidelines and the UN Guiding Principles on Business and Human Rights.

However, when investing through external funds and/or passive funds selected by the dedicated internal team, the investment manager relies on third-party asset manager and index providers assessment and reporting to perform the DNSH analysis in accordance with the regulatory requirements.

— — *How have the indicators for adverse impacts on sustainability factors been taken into account?*

Principal adverse impacts are the most significant negative impacts of investment decisions on sustainability factors relating to environmental, social and employee matters, respect for human rights, anti-corruption and anti-bribery matters.

The investment manager ensures that throughout its investment process, the financial product, through investments into direct lines or internal active funds, takes into account all the principal adverse impact indicators that are relevant to its investment strategy to select the sustainable investments that the financial product partially intends to make by systematically implementing the sustainable investment pillars defined in the BNP Paribas Asset Management Global Sustainability Strategy (GSS) into its investment process: RBC policy, ESG integration guidelines, Stewardship, the forward-looking vision – the '3Es' (Energy transition, Environmental sustainability, Equality & Inclusive Growth).

The RBC policy establishes a common framework across investments and economic activities that help identify industries and behaviours presenting a high risk of adverse impacts in violation of international norms. As part of the RBC Policy, sector policies provide a tailored approach to identify and prioritize principal adverse impacts based on the nature of the economic activity, and in many cases, the geography in which these economic activities take place.

The ESG Integration Guidelines includes a series of commitments, which are material to consideration of principal adverse sustainability impacts, and guides the internal ESG integration process. The proprietary ESG scoring framework includes an assessment of a number of adverse sustainability impacts caused by companies in which we invest. Outcome of this assessment may impact the valuation models as well as the portfolio construction depending on the severity and materiality of adverse impacts identified.

Thus, the Investment Manager considers principal adverse sustainability impacts throughout the investment process through the use of the internal ESG scores and construction of the portfolio with an improved ESG profile compared to its investment universe.

The Forward-looking perspective defines a set of objectives and developed performance indicators to measure how the researches, portfolios and commitments are aligned on three issues, the "3Es" (Energy transition, Environmental sustainability, Equality & inclusive growth) and thus support investment processes.

Furthermore, the Stewardship team regularly identifies adverse impacts through ongoing research, collaboration with other long-term investors, and dialogue with NGOs and other experts.

As regards the sustainable investments that the financial product intends to make, the following principal adverse sustainability impacts are taken into account:

Corporate mandatory indicators:

1. GreenHouse Gas (GHG) Emissions
2. Carbon footprint
3. GHG intensity of investee companies
4. Exposure to companies active in the fossil fuel sector
5. Share of non-renewable energy consumption and production
6. Energy consumption intensity per high impact climate sector
7. Activities negatively affecting biodiversity sensitive areas
8. Emissions to water
9. Hazardous waste ratio
10. Violations of UN Global Compact principles and Organisation for Economic Cooperation and Development (OECD) Guidelines for Multinational Enterprises
11. Lack of processes and compliance mechanisms to monitor compliance with UN Global Compact principles and OECD Guidelines for Multinational Enterprises
12. Unadjusted gender pay gap
13. Board gender diversity
14. Exposure to controversial weapons (anti-personnel mines, cluster munitions, chemical weapons and biological weapons)

Corporate voluntary indicators:

Environment

4. Investments in companies without carbon emission reduction initiatives

Social

4. Lack of a supplier code of conduct
9. Lack of a human rights policy

Sovereign mandatory indicators

15. GHG intensity
16. Investee countries subject to social violations

More detailed information on the manner in which principal adverse impacts on sustainability factors are considered can be found in the BNP PARIBAS ASSET MANAGEMENT [SFDR disclosure statement: sustainability risk integration and Principal Adverse Impacts considerations](#).

In addition, information on how the principal adverse impacts on sustainability factors have been considered over the year will be available in the annual report of the financial product.

However, when investing through external funds and/or passive funds selected by the dedicated internal team, the investment manager relies on third-party asset managers and index providers assessment and reporting for consideration of adverse impacts on sustainability factors.

— — — *How are the sustainable investments aligned with the OECD Guidelines for Multinational Enterprises and the UN Guiding Principles on Business and Human Rights? Details:*

The investment universe of the financial product, through investments into direct lines or internal active funds, is periodically screened with a view to identify issuers that are potentially in violation or at risk of violation of the UN Global Compact Principles, OECD Guidelines for Multinational Enterprises and UN Guiding Principles on Business & Human Rights, including the principles and rights set out in the eight fundamental conventions identified in the Declaration of the International Labour Organisation on Fundamental Principles and Rights at Work and the International Bill of Human Rights. This assessment is conducted within the BNPP AM Sustainability Centre on the basis of internal analysis and information provided by external experts, and in consultation with BNP Paribas Group CSR Team. If an issuer is found to be in serious and repeated violations of any of the principles, it will be placed on an “exclusion list” and will not be available for investment. Existing investments should be divested from the portfolio according to an internal procedure. If an issuer is at risk of violating any of the principles, it is placed on a “watch list” monitored, as appropriate.

However, when investing through external funds and/or passive funds selected by the dedicated internal team, the investment manager relies on third-party asset managers and index providers assessment and reporting for alignment of sustainable investments with the above-mentioned international norms and conventions.

The EU Taxonomy sets out a “do not significant harm” principle by which Taxonomy-aligned investments should not significantly harm EU Taxonomy objectives and is accompanied by specific EU criteria.

The “do no significant harm” principle applies only to those investments underlying the financial product that take into account the EU criteria for environmentally sustainable economic activities. The investments underlying the remaining portion of this financial product do not take into account the EU criteria for environmentally sustainable economic activities.

Any other sustainable investments must also not significantly harm any environmental or social objectives.



Does this financial product consider principal adverse impacts on sustainability factors?

Yes

The product considers some principal adverse impacts on sustainability factors. When investing through external funds and/or passive funds selected by the dedicated internal team, the investment manager relies on third-party asset managers and index providers assessment and reporting for consideration of adverse impacts on sustainability factors.

On the other hand, all its investments into direct lines or internal active funds systematically implement the sustainable investment pillars defined in the GSS into the financial product's investment process. These pillars are covered by firm-wide policies that set criteria to identify, consider and prioritise as well as address or mitigate adverse sustainability impacts caused by issuers.

The RBC policy establishes a common framework across investments and economic activities that help identify industries and behaviours presenting a high risk of adverse impacts in violation of international norms. As part of the RBC Policy, sector policies provide a tailored approach to identify and prioritize principal adverse impacts based on the nature of the economic activity, and in many cases, the geography in which these economic activities take place.

The ESG Integration Guidelines includes a series of commitments, which are material to consideration of principal adverse sustainability impacts, and guides the internal ESG integration process. The proprietary ESG scoring framework includes an assessment of a number of adverse sustainability impacts caused by companies in which we invest. Outcome of this assessment may impact the valuation models as well as the portfolio construction depending on the severity and materiality of adverse impacts identified.

Thus, the Investment Manager considers principal adverse sustainability impacts throughout the investment process through the use of the internal ESG scores and construction of the portfolio with an improved ESG profile compared to its investment universe.

The Forward-looking perspective defines a set of objectives and developed performance indicators to measure how the researches, portfolios and commitments are aligned on three issues, the "3Es" (Energy transition, Environmental sustainability, Equality & inclusive growth) and thus support investment processes.

Furthermore, the Stewardship team regularly identifies adverse impacts through ongoing research, collaboration with other long-term investors, and dialogue with NGOs and other experts.

Actions to address or mitigate principal adverse sustainability impacts depend on the severity and materiality of these impacts. These actions are guided by the RBC Policy, ESG Integration Guidelines, and Engagement and Voting Policy which include the following provisions:

- Exclusion of issuers that are in violation of international norms and conventions and issuers that are involved in activities presenting an unacceptable risk to society and/or the environment;
- Engagement with issuers with the aim of encouraging them to improve their environmental, social and governance practices and, thus, mitigate potential adverse impacts;
- In case of equity holdings, voting at Annual General Meetings of companies the portfolio is invested in to promote good governance and advance environmental and social issues;
- Ensuring all securities included in the portfolio have supportive ESG research.
- Managing portfolios so that their aggregate ESG score is better than the relevant benchmark or universe.

Based on the above approach, and depending on the composition of the financial product's portfolio (i.e. the type of issuer), the financial product considers and addresses or mitigates the

following principal adverse sustainability impacts:

Corporate mandatory indicators:

4. Exposure to companies active in the fossil fuel sector
10. Violations of UN Global Compact principles and Organisation for Economic Cooperation and Development (OECD) Guidelines for Multinational Enterprises
14. Exposure to controversial weapons (anti-personnel mines, cluster munitions, chemical weapons and biological weapons)

More detailed information on the manner in which principal adverse impacts on sustainability factors are considered can be found in the BNP PARIBAS ASSET MANAGEMENT [SFDR disclosure statement: sustainability risk integration and Principal Adverse Impacts considerations](#).

In addition, information on how the principal adverse impacts on sustainability factors have been considered over the year will be available in the annual report of the financial product.

No



What investment strategy does this financial product follow?

To achieve the investment objective of the financial product, Environmental, Social and Governance (ESG) criteria that it promotes are taken into account at each step of its investment process .

For internal investments, the Investment Manager integrates ESG ratings and criteria into the assessment of issuers. The ESG score is built by BNP Paribas Asset Management's Sustainability Centre using a proprietary ESG scoring methodology.

While investing in external funds and/or passive funds selected by the dedicated internal team, the used ESG criteria are defined in the framework of the proprietary ESG methodology of the third-party asset manager and/or index provider.

Then the binding elements of the investment strategy described in the question below are constantly integrated to construct an investment portfolio with an improved ESG profile compared to its investment universe.

In addition, issuers that contribute to environmental and/or social objectives will be determined in accordance with sustainable investment methodologies disclosed in the answer to the question *What are the objectives of the sustainable investments that the financial product partially intends to make and how does the sustainable investments contribute to such objectives*.

● ***What are the binding elements of the investment strategy used to select the investments to attain each of the environmental or social characteristics promoted by this financial product?***

- The financial product shall invest directly or through internal funds in compliance with the RBC Policy by excluding companies involved in controversies due to poor practices related to human and labor rights, environment, and corruption, as well as companies operating in sensitive sectors (tobacco, coal, controversial weapons, asbestos,...), as these companies are deemed to be in violation of international norms, or to cause unacceptable harm to society and/or the environment;

More information on the RBC Policy, and in particular criteria relating to sectoral exclusions, can be found on the website of the investment manager: [Sustainability documents - BNPP AM Corporate English \(bnpparibas-am.com\)](#) ;

The investment strategy guides investment decisions based on factors such as investment objectives and risk tolerance.

- The financial product shall invest, through internal and/or external active and/or passive funds, at least 75% of its assets funds categorised as Article 8 and Article 9 under the SFDR regulation;
 - The financial product shall invest at least 35% of its assets in “sustainable investments” as defined in Article 2 (17) of the SFDR regulation. Criteria to qualify an investment as “sustainable investment” are indicated in the above question “*What are the objectives of the sustainable investments that the financial product partially intends to make and does the sustainable investments contribute to such objectives*” and the quantitative and qualitative thresholds are mentioned in the main part of the Prospectus;
 - The financial product shall invest at least 2% of its assets in investments aligned with the EU Taxonomy.

● *What is the committed minimum rate to reduce the scope of the investments considered prior to the application of that investment strategy?*

The financial product does not commit to a minimum rate of reduction of the scope of investments prior to the application of its investment strategy.

● *What is the policy to assess good governance practices of the investee companies?*

When investing through direct lines or internal active funds, the investment manager relies on its internal proprietary assessment of good governance practices of the investee companies performed by the BNP Paribas Asset Management’s Sustainability Centre as described below.

The ESG scoring framework assesses corporate governance through a core set of standard key performance indicators for all sectors supplemented by sector specific metrics.

The governance metrics and indicators to assess good governance practices such as sound management structures, employee relations, remuneration of staff and tax compliance include but are not limited to:

- Separation of power (e.g. Split CEO/Chair),
- Board diversity,
- Executive pay (remuneration policy),
- Board Independence, and key committees independence
- Accountability of directors,
- Financial expertise of the Audit Committee,
- Respect of shareholders rights and absence of antitakeover devices
- The presence of appropriate policies (i.e. Bribery and corruption, whistleblower),
- Tax disclosure,
- An assessment of prior negative incidents relating to governance.

The ESG analysis goes beyond the framework to look at a more qualitative assessment of how the insights from our ESG model are reflected in the culture and operations of investee companies. In some cases, the ESG analysts will conduct due diligence meetings to better understand the company’s approach to corporate governance.

However, when investing through external funds and/or passive funds, selected by the dedicated internal team, the investment manager relies on third-party asset managers and index providers to assess good governance practices of the investee companies.

Good governance practices include sound management structures, employee relations, remuneration of staff and tax compliance.



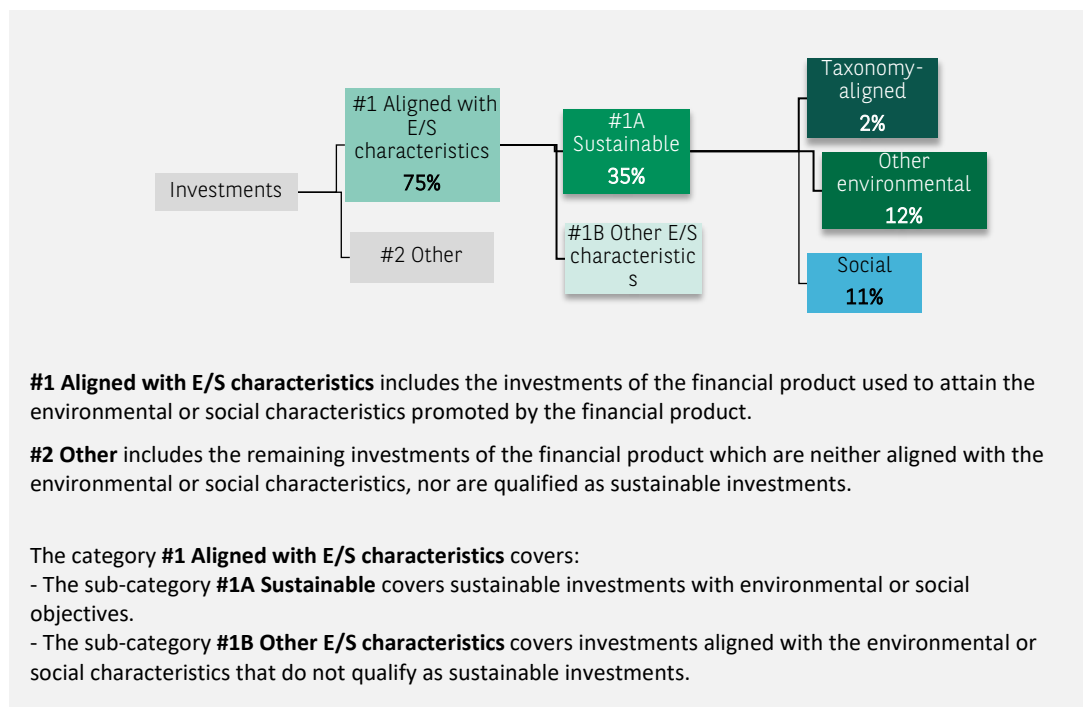
What is the asset allocation planned for this financial product?

At least 75% of the investments of the financial product will be used to meet the environmental or social characteristics promoted, in accordance with the binding elements of the investment strategy of the financial product.

For the avoidance of doubt, such a proportion is solely a minimum commitment and the real percentage of the investments of the financial product that attained the promoted environmental or social characteristics will be available in the annual report.

The minimum proportion of sustainable investments of the financial product is 35%.

The remaining proportion of the investments is mainly used as described under the question: "What investments are included under "#2 Other", what is their purpose and are there any minimum environmental or social safeguards?"



● How does the use of derivatives attain the environmental or social characteristics promoted by the financial product?

Financial derivative instruments may be used for efficient portfolio management, hedging and/or investment purposes, if applicable. These instruments are not used to attain the environmental or social characteristics promoted by the product.



To what minimum extent are sustainable investments with an environmental objective aligned with the EU Taxonomy?

The extent to which sustainable investments with an environmental objective are aligned with the EU Taxonomy and that contribute to the environmental objectives climate change mitigation,

climate change adaptation, the sustainable use and protection of water and marine resources, the transition to a circular economy, pollution prevention and control and/or the protection and restoration of biodiversity and ecosystems are disclosed in the two graphs below.

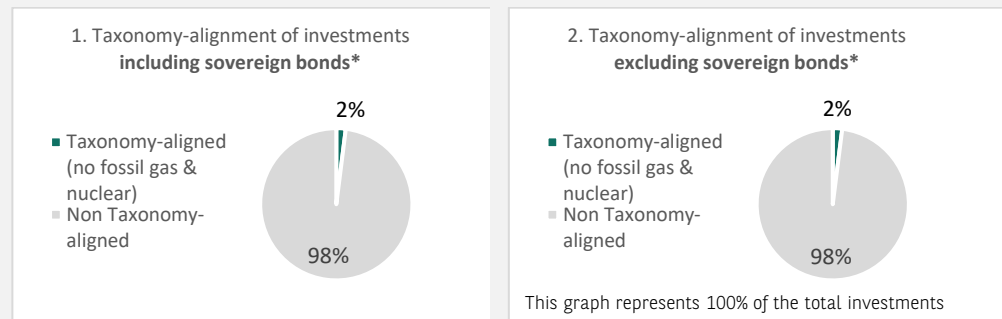
The Management Company is improving its Taxonomy-alignment data collection to ensure the accuracy and suitability of its Taxonomy sustainability-related disclosures. Further subsequent prospectus and Taxonomy-alignment commitments updates will be made accordingly.

Economic activities that are not recognised by the Taxonomy Regulation are not necessarily environmentally harmful or unsustainable. In addition, all activities that can make a substantial contribution to environmental as well as social objectives are not yet part of the Taxonomy Regulation.

● **Does the financial product invest in fossil gas and/or nuclear energy related activities that comply with the EU Taxonomy¹?**

- Yes:
- In fossil gas In nuclear energy
- No

The two graphs below show in green the minimum percentage of investments that are aligned with the EU Taxonomy. As there is no appropriate methodology to determine the Taxonomy-alignment of sovereign bonds, the first graph shows the Taxonomy alignment in relation to all the investments of the financial product including sovereign bonds, while the second graph shows the Taxonomy alignment only in relation to the investments of the financial product other than sovereign bonds.*



* For the purpose of these graphs, 'sovereign bonds' consist of all sovereign exposures

● **What is the minimum share of investments in transitional and enabling activities?**

Not applicable



What is the minimum share of sustainable investments with an environmental objective that are not aligned with the EU Taxonomy?

¹ Fossil gas and/or nuclear related activities will only comply with the EU Taxonomy where they contribute to limiting climate change ("climate change mitigation") and do not significantly harm an EU Taxonomy objective –see explanatory note in the left hand margin. The full criteria for fossil gas and nuclear energy economic activities that comply with the EU Taxonomy are laid down in Commission Delegated Regulation (EU) 2022/1214.

To comply with the EU Taxonomy, the criteria for **fossil gas** include limitations on emissions and switching to renewable power or low-carbon fuels by the end of 2035. For **nuclear energy**, the criteria include comprehensive safety and waste management rules.

Enabling activities directly enable other activities to make a substantial contribution to an environmental objective.

Transitional activities are activities for which low-carbon alternatives are not yet available and among others have greenhouse gas emission levels corresponding to the best performance.

are sustainable investments with an environmental objective that **do not take into account the criteria** for environmentally sustainable economic activities under the EU Taxonomy.

The minimum share of sustainable investments with an environmental objective that are not aligned with the EU Taxonomy is 12%.

The minimum share is intentionally low as the objective of the investment manager is not to prevent the product from investing in funds exposed to taxonomy-aligned activities within the framework of the investment strategy of the product.

The Management Company is improving its Taxonomy-alignment data collection to ensure the accuracy and suitability of its Taxonomy sustainability-related disclosures. In the meantime, the financial product will invest in funds exposed to sustainable investments with an environmental objective that are not aligned with the EU Taxonomy.



What is the minimum share of socially sustainable investments?

The minimum share of socially sustainable investments within the financial product is 11%.



What investments are included under “#2 Other”, what is their purpose and are there any minimum environmental or social safeguards?

The remaining proportion of the investments may include :

- For direct lines or internal funds, the proportion of assets that are not used to meet the environmental or social characteristics promoted by the financial product. These assets are used for investment purposes, or
- For external funds, the proportion of assets that do not attain the minimum standard to meet environmental or social characteristics promoted by the underlying fund, according to third-party asset managers and index providers reporting, or
- instruments which are mainly used for liquidity, efficient portfolio management, and/or hedging purposes, notably cash, deposits and derivatives.

In any case, the investment manager will ensure that those investments are made while maintaining the improvement of the ESG profile of the financial product. In addition, those investments are made in compliance with our internal processes, including the following minimum environmental or social safeguards:

- the risk management policy. The risk management policy comprises procedures as are necessary to enable the management company to assess for each financial product it manages the exposure of that product to market, liquidity, sustainability and counterparty risks. And
- the RBC policy, where applicable, through the exclusion of companies involved in controversies due to poor practices related to human and labour rights, environment, and corruption, as well as companies operating in sensitive sectors (tobacco, coal, controversial weapons, asbestos,...), as these companies are deemed to be in violation of international norms, or to cause unacceptable harm to society and/or the environment.



Is a specific index designated as a reference benchmark to determine whether this financial product is aligned with the environmental and/or social characteristics that it promotes?

No reference benchmark has been designated for the purpose of attaining the environmental or social characteristics promoted by the financial product.

- *How is the reference benchmark continuously aligned with each of the environmental or social characteristics promoted by the financial product?*

Not applicable

- *How is the alignment of the investment strategy with the methodology of the index ensured on a continuous basis?*

Not applicable

- *How does the designated index differ from a relevant broad market index?*

Not applicable

- *Where can the methodology used for the calculation of the designated index be found?*

Not applicable

Reference benchmarks are indexes to measure whether the financial product attains the environmental or social characteristics that they promote.



Where can I find more product specific information online?

More product-specific information can be found on the website: www.bnpparibas-am.com after choosing the relevant country and directly in the section "Sustainability-related disclosures" dedicated to the product.

Template pre-contractual disclosure for the financial products referred to in Article 8, paragraphs 1, 2 and 2a, of Regulation (EU) 2019/2088 and Article 6, first paragraph, of Regulation (EU) 2020/852

Sustainable investment means an investment in an economic activity that contributes to an environmental or social objective, provided that the investment does not significantly harm any environmental or social objective and that the investee companies follow good governance practices.

The **EU Taxonomy** is a classification system laid down in Regulation (EU) 2020/852, establishing a list of **environmentally sustainable economic activities**. That Regulation does not lay down a list of socially sustainable economic activities. Sustainable investments with an environmental objective might be aligned with the Taxonomy or not.

Product name : **BNP PARIBAS FUNDS NORDIC SMALL CAP**

Legal Entity Identifier : 2138006KPZV6BCZDL636

Environmental and/or social characteristics

Does this financial product have a sustainable investment objective?	
<input checked="" type="radio"/> <input type="radio"/> Yes	<input checked="" type="radio"/> <input type="radio"/> No
<input type="checkbox"/> It will make a minimum of sustainable investments with an environmental objective: ____% <input type="checkbox"/> in economic activities that qualify as environmentally sustainable under the EU Taxonomy <input type="checkbox"/> in economic activities that do not qualify as environmentally sustainable under the EU Taxonomy <input type="checkbox"/> It will make a minimum of sustainable investments with a social objective: ____%	<input checked="" type="checkbox"/> It promotes Environmental/Social (E/S) characteristics and while it does not have as its objective a sustainable investment, it will have a minimum proportion of 25% of sustainable investments <input type="checkbox"/> with an environmental objective in economic activities that qualify as environmentally sustainable under the EU Taxonomy <input checked="" type="checkbox"/> with an environmental objective in economic activities that do not qualify as environmentally sustainable under the EU Taxonomy <input checked="" type="checkbox"/> with a social objective <input type="checkbox"/> It promotes E/S characteristics, but will not make any sustainable investments



What environmental and/or social characteristics are promoted by this financial product?

The financial product promotes environmental and social characteristics by assessing underlying investments against Environmental, Social, and Governance (ESG) criteria using an ESG internal proprietary methodology, and by investing in issuers that demonstrate good environmental and social practices, while implementing robust corporate governance practices within their sector of activity.

The ESG performance of an issuer is evaluated against a combination of environmental, social and governance factors which include but are not limited to:

- Environmental: energy efficiency, reduction of emissions of greenhouse gases (GHG), treatment of waste

- Social: respect of human rights and workers' rights, human resources management (workers' health and safety, diversity)

- Governance: Board of Directors independence, managers' remuneration, respect of minority shareholders rights

The exclusion criteria are applied with regard to issuers that are in violation of international norms and convention, or operate in sensitive sectors as defined by the Responsible Business Conduct Policy (RBC Policy).

Furthermore, the investment manager promotes better environmental and social outcomes through engagement with issuers and the exercise of voting rights according to the Stewardship policy, where applicable.

No reference benchmark has been designated for the purpose of attaining the environmental or social characteristics promoted by the financial product.

Sustainability Indicators measure how the environmental or social characteristics promoted by the financial product are attained.

● **What sustainability indicators are used to measure the attainment of each of the environmental or social characteristics promoted by this financial product?**

The following sustainability indicators are used to measure the attainment of the environmental and social characteristics promoted by the financial product:

- The percentage of the financial product's portfolio compliant with the RBC Policy
- The percentage of the financial product's portfolio covered by ESG analysis based on the ESG internal proprietary methodology
- The weighted average ESG score of the financial product's portfolio compared to the weighted average ESG score of its investment universe, as defined in the Prospectus
- The average portfolio GHG Intensity of the sub-fund compared to the average portfolio GHG Intensity of its investment universe
- The percentage of the financial product's portfolio invested in 'sustainable investments' as defined in Article 2 (17) of the SFDR regulation

● **What are the objectives of the sustainable investments that the financial product partially intends to make and how does the sustainable investment contribute to such objectives?**

The objectives of the sustainable investments made by the financial product are to finance companies that contribute to environmental and/or social objectives through their products and services, as well as their sustainable practices.

The internal methodology, as defined in the main part of the Prospectus, integrates several criteria into its definition of sustainable investments that are considered to be core components to qualify a company as sustainable. These criteria are complementary to each other. In practice, a company must meet at least one of the criteria described below in order to be considered as contributing to an environmental or social objective:

1. A company with an economic activity aligned with the EU Taxonomy objectives. A company can be qualified as sustainable investment in case it has more than 20% of its revenues aligned with the EU Taxonomy. A company qualifying as sustainable investment through this criteria can for example contribute to the following environmental objectives: sustainable forestry, environmental restoration, sustainable manufacturing, renewable energy, water supply, sewerage, waste management and remediation, sustainable transportation, sustainable buildings, sustainable information and technology, scientific research for sustainable development;

2. A company with an economic activity contributing to one or more United Nations Sustainable Development goals (UN SDG) targets. A company can be qualified as sustainable investment in case it has more than 20% of its revenues aligned with the SDGs and less than 20% of its revenues misaligned with the UN SDGs. A company qualifying as sustainable investment through this criteria can for example contribute to the following objectives:

a. Environmental: sustainable agriculture, sustainable management of water and sanitation, sustainable and modern energy, sustainable economic growth, sustainable infrastructure, sustainable cities, sustainable consumption and production patterns, fight against climate change, conservation and sustainable use of oceans, seas and marine resources, protection, restoration and sustainable use of

terrestrial ecosystems, sustainable management of forests, fight against desertification, land degradation and biodiversity loss;

b. Social: no poverty, zero hunger, food security, healthy lives and well-being at all ages, inclusive and equitable quality education and lifelong learning opportunities, gender equality, women and girls empowerment, availability of water and sanitation, access to affordable, reliable and modern energy, inclusive and sustainable economic growth, full and productive employment and decent work, resilient infrastructure, inclusive and sustainable industrialization, reduced inequality, inclusive, safe and resilient cities and human settlements, peaceful and inclusive societies, access to justice and effective, accountable and inclusive institutions, global partnership for sustainable development.

3. A company operating in a high GHG emission sector that is transitioning its business model to align with the objective of maintaining the global temperature rise below 1.5°C. A company qualifying as sustainable investment through this criteria can for example contribute to the following environmental objectives: GHG emissions reduction, fight against climate change;

4. A company with best-in-class environmental or social practices compared to its peers within the relevant sector and geographical region. The E or S best performer assessment is based on the BNPP AM ESG scoring methodology. The methodology scores companies and assesses them against a peer group comprising companies in comparable sectors and geographical regions. A company with a contribution score above 10 on the Environmental or Social pillar qualifies as best performer. A company qualifying as sustainable investment through this criteria can for example contribute to the following objectives:

a. Environmental: fight against climate change, environmental risk management, sustainable management of natural resources, waste management, water management, GHG emissions reduction, renewable energy, sustainable agriculture, green infrastructure;

b. Social: health and safety, human capital management, good external stakeholder management (supply chain, contractors, data), business ethics preparedness, good corporate governance.

Green bonds, social bonds and sustainability bonds issued to support specific environmental and/or social projects are also qualified as sustainable investments provided that these debt securities receive an investment recommendation 'POSITIVE' or 'NEUTRAL' from the Sustainability Center following the issuer and underlying project assessment based on a proprietary Green/Social/Sustainability Bond Assessment methodology.

Companies identified as a sustainable investment should not significantly harm any other environmental or social objectives (the Do No Significant Harm 'DNSH' principle) and should follow good governance practices. BNP Paribas Asset Management (BNPP AM) uses its proprietary methodology to assess all companies against these requirements.

More information on the internal methodology can be found on the website of the investment manager: <https://docfinder.bnpparibas-am.com/api/files/14787511-CB33-49FC-B9B5-7E934948BE63>

● **How do the sustainable investments that the financial product partially intends to make, not cause significant harm to any environmental or social sustainable investment objective?**

Sustainable investments that the product partially intends to make should not significantly harm any environmental or social objective (DNSH Principle). In this respect, the investment manager commits to consider principal adverse impacts on sustainability factors by taking into account indicators for adverse impacts as defined in SFDR, and to not invest in companies that do not meet their fundamental obligations in line with the OECD Guidelines and the UN Guiding Principles on Business and Human Rights.

How have the indicators for adverse impacts on sustainability factors been taken into account?

The investment manager ensures that throughout its investment process, the financial product takes into all the account principal all the adverse impact indicators that are relevant to its investment strategy to select the sustainable investments that the financial product partially intends to make by systematically implementing the sustainable investment pillars defined in

Principal adverse impacts are the most significant negative impacts of investment decisions on sustainability factors relating to environmental, social and employee matters, respect for human rights, anti-corruption and anti-bribery matters.



the BNP Paribas Asset Management Global Sustainability Strategy (GSS) into its investment process : RBC policy, ESG integration guidelines, Stewardship, the forward-looking vision the '3Es' (Energy transition, Environmental sustainability, Equality & Inclusive Growth).

The RBC policy establishes a common framework across investments and economic activities that help identify industries and behaviours presenting a high risk of adverse impacts in violation of international norms. As part of the RBC Policy, sector policies provide a tailored approach to identify and prioritize principal adverse impacts based on the nature of the economic activity, and in many cases, the geography in which these economic activities take place.

The ESG Integration Guidelines includes a series of commitments, which are material to consideration of principal adverse sustainability impacts, and guides the internal ESG integration process. The proprietary ESG scoring framework includes an assessment of a number of adverse sustainability impacts caused by companies in which we invest. Outcome of this assessment may impact the valuation models as well as the portfolio construction depending on the severity and materiality of adverse impacts identified.

Thus, the Investment Manager considers principal adverse sustainability impacts throughout the investment process through the use of the internal ESG scores and construction of the portfolio with an improved ESG profile compared to its investment universe.

The Forward-looking perspective defines a set of objectives and developed performance indicators to measure how the researches, portfolios and commitments are aligned on three issues, the '3Es' (Energy transition, Environmental sustainability, Equality & inclusive growth) and thus support investment processes.

Furthermore, the Stewardship team regularly identifies adverse impacts through ongoing research, collaboration with other long-term investors, and dialogue with NGOs and other experts.

As regards the sustainable investments that the financial product intends to make, the following principal adverse sustainability impacts are taken into account:

Corporate mandatory indicators:

1. GreenHouse Gas (GHG) Emissions
2. Carbon footprint
3. GHG intensity of investee companies
4. Exposure to companies active in the fossil fuel sector
5. Share of non-renewable energy consumption and production
6. Energy consumption intensity per high impact climate sector
7. Activities negatively affecting biodiversity sensitive areas
8. Emissions to water
9. Hazardous waste ratio
10. Violations of UN Global Compact principles and Organisation for Economic Cooperation and Development (OECD) Guidelines for Multinational Enterprises
11. Lack of processes and compliance mechanisms to monitor compliance with UN Global Compact principles and OECD Guidelines for Multinational Enterprises
12. Unadjusted gender pay gap
13. Board gender diversity
14. Exposure to controversial weapons (anti-personnel mines, cluster munitions, chemical weapons and biological weapons)

Corporate voluntary indicators:

Environment

4. Investments in companies without carbon emission reduction initiatives

Social

4. Lack of a supplier code of conduct
9. Lack of a human rights policy

Sovereign mandatory indicator:

15. GHG intensity
16. Investee countries subject to social violations

More detailed information on the manner in which principal adverse impacts on sustainability factors are considered can be found in the BNP PARIBAS ASSET MANAGEMENT SFDR disclosure statement:

<https://docfinder.bnpparibas-am.com/api/files/874ADAE2-3EE7-4AD4-B0ED-84FC06E090BF>

In addition, information on how the principal adverse impacts on sustainability factors have been considered over the year will be available in the annual report of the financial product.

How are the sustainable investments aligned with the OECD Guidelines for Multinational Enterprises and the UN Guiding Principles on Business and Human Rights?

The investment universe of the financial product is periodically screened with a view to identify issuers that are potentially in violation or at risk of violation of the UN Global Compact Principles, OECD Guidelines for Multinational Enterprises and UN Guiding Principles on Business & Human Rights, including the principles and rights set out in the eight fundamental conventions identified in the Declaration of the International Labour Organisation on Fundamental Principles and Rights at Work and the International Bill of Human Rights. This assessment is conducted within the BNPP AM Sustainability Centre on the basis of internal analysis and information provided by external experts, and in consultation with BNP Paribas Group CSR Team. If an issuer is found to be in serious and repeated violations of any of the principles, it will be placed on an 'exclusion list' and will not be available for investment. Existing investments should be divested from the portfolio according to an internal procedure. If an issuer is at risk of violating any of the principles, it is placed on a 'watch list' monitored, as appropriate.

The EU Taxonomy sets out a 'do not significant harm' principle by which Taxonomy-aligned investments should not significantly harm EU Taxonomy objectives and is accompanied by specific EU criteria.

The 'do no significant harm' principle applies only to those investments underlying the financial product that take into account the EU criteria for environmentally sustainable economic activities. The investments underlying the remaining portion of this financial product do not take into account the EU criteria for environmentally sustainable economic activities.

Any other sustainable investments must also not significantly harm any environmental or social objectives.



Does this financial product consider principal adverse impacts on sustainability factors?

Yes

The product considers principal adverse impacts on sustainability factors by systematically implementing the sustainable investment pillars defined in the GSS into its investment process. These pillars are covered by firm-wide policies that set criteria to identify, consider and prioritise as well as address or mitigate adverse sustainability impacts caused by issuers.

The RBC policy establishes a common framework across investments and economic activities that help identify industries and behaviours presenting a high risk of adverse impacts in violation of international norms. As part of the RBC Policy, sector policies provide a tailored approach to identify and prioritize principal adverse impacts based on the nature of the economic activity, and in many cases, the geography in which these economic activities take place.

The ESG Integration Guidelines includes a series of commitments, which are material to consideration of principal adverse sustainability impacts, and guides the internal ESG integration process. The proprietary ESG scoring framework includes an assessment of a number of adverse sustainability impacts caused by companies in which we invest. Outcome of this assessment may impact the valuation models as well as the portfolio construction depending on the severity and materiality of adverse impacts identified.

Thus, the Investment Manager considers principal adverse sustainability impacts throughout the investment process through the use of the internal ESG scores and construction of the portfolio with an improved ESG profile compared to its investment universe.

The Forward-looking perspective defines a set of objectives and developed performance indicators to measure how the researches, portfolios and commitments are aligned on three issues, the '3Es' (Energy transition, Environmental sustainability, Equality & inclusive growth) and thus support investment processes.

Furthermore, the Stewardship team regularly identifies adverse impacts through ongoing research, collaboration with other long-term investors, and dialogue with NGOs and other experts.

Actions to address or mitigate principal adverse sustainability impacts depend on the severity and materiality of these impacts. These actions are guided by the RBC Policy, ESG Integration Guidelines, and Engagement and Voting Policy which include the following provisions :

- Exclusion of issuers that are in violation of international norms and conventions and issuers that are involved in activities presenting an unacceptable risk to society and/or the environment
- Engagement with issuers with the aim of encouraging them to improve their environmental, social and governance practices and, thus, mitigate potential adverse impacts
- In case of equity holdings, voting at Annual General Meetings of companies the portfolio is invested in to promote good governance and advance environmental and social issues
- Ensuring all securities included in the portfolio have supportive ESG research
- Managing portfolios so that their aggregate ESG score is better than the relevant benchmark or universe

Based on the above approach, and depending on the composition of the financial product's portfolio (i.e. the type of issuer), the financial product considers and addresses or mitigates the following principal adverse sustainability impacts:

Corporate mandatory indicators:

1. GreenHouse Gas (GHG) Emissions
2. Carbon footprint
3. GHG intensity of investee companies
4. Exposure to companies active in the fossil fuel sector
5. Share of non-renewable energy consumption and production
6. Energy consumption intensity per high impact climate sector



7. Activities negatively affecting biodiversity sensitive areas
8. Emissions to water
9. Hazardous waste ratio
10. Violations of UN Global Compact principles and Organisation for Economic Cooperation and Development (OECD) Guidelines for Multinational Enterprises
11. Lack of processes and compliance mechanisms to monitor compliance with UN Global Compact principles and OECD Guidelines for Multinational Enterprises
12. Unadjusted gender pay gap
13. Board gender diversity
14. Exposure to controversial weapons (anti-personnel mines, cluster munitions, chemical weapons and biological weapons)

Corporate voluntary indicators:

Environment

4. Investments in companies without carbon emission reduction initiatives

Social

4. Lack of a supplier code of conduct
9. Lack of a human rights policy

Sovereign mandatory indicator:

15. GHG intensity
16. Investee countries subject to social violations

More detailed information on the manner in which principal adverse impacts on sustainability factors are considered can be found in the BNP PARIBAS ASSET MANAGEMENT SFDR disclosure statement: <https://docfinder.bnpparibas-am.com/api/files/874ADAE2-3EE7-4AD4-BOED-84FC06E090BF>
In addition, information on how the principal adverse impacts on sustainability factors have been considered over the year will be available in the annual report of the financial product.

No



What investment strategy does this financial product follow?

The investment strategy guides investment decisions based on factors such as investment objectives and risk tolerance.

To achieve the investment objective of the financial product, the investment manager takes into account at each step of its investment process the Environmental, Social and Governance (ESG) criteria that the financial product promotes.

The investment universe of the financial product is thoroughly screened with a view to identify issuers that are in violation of the UN Global Compact Principles, OECD Guidelines for Multinational Enterprises and UN Guiding Principles on Business & Human Rights.

Then the Investment Manager integrates ESG ratings and criteria into the assessment of issuers. ESG ratings are built by BNP Paribas Asset Management's Sustainability Centre using a proprietary ESG methodology.

The investment manager constantly integrates the binding elements of the investment strategy described in the question below to construct an investment portfolio with an improved ESG profile compared to its investment universe.

Environmental, social and governance (ESG) criteria contribute to, but are not a determining factor in, the manager's decision-making.

The elements of the investment strategy to attain the environmental or social characteristics promoted by this financial product as described below are systematically integrated throughout the investment process.

- **What are the binding elements of the investment strategy used to select the investments to attain each of the environmental or social characteristics promoted by this financial product?**

- The financial product shall comply with the RBC Policy by excluding companies involved in controversies due to poor practices related to human and labor rights, environment, and corruption, as well as

companies operating in sensitive sectors (tobacco, coal, controversial weapons, asbestos,...), as these companies are deemed to be in violation of international norms, or to cause unacceptable harm to society and/or the environment.

More information on the RBC Policy, and in particular criteria relating to sectoral exclusions, can be found on the website of the investment manager: Sustainability documents - BNPP AM Corporate English (<https://www.bnpparibas-am.com/sustainability-documents/>)

- The financial product shall have the weighted average ESG score of its portfolio higher than the weighted average ESG score of its investment universe, as defined in the Prospectus
- The financial product shall have at least 75% of its assets (excluding ancillary liquid assets) covered by the ESG analysis based on the ESG internal proprietary methodology
- The financial product shall have the average portfolio GHG Intensity improved by at least 15% compared to the average portfolio GHG Intensity of its investment universe
- The financial product shall invest at least 25% of its assets in 'sustainable investments' as defined in Article 2 (17) of the SFDR regulation. Criteria to qualify an investment as 'sustainable investment' are indicated in the above question 'What are the objectives of the sustainable investments that the financial product partially intends to make and does the sustainable investments contribute to such objectives' and the quantitative and qualitative thresholds are mentioned in the main part of the Prospectus

● **What is the committed minimum rate to reduce the scope of the investments considered prior to the application of that investment strategy?**

The financial product does not commit to a reduction of the scope of investments prior to the application of its investment strategy.

● **What is the policy to assess good governance practices of the investee companies?**

The ESG scoring framework assesses corporate governance through a core set of standard key performance indicators for all sectors supplemented by sector specific metrics. The governance metrics and indicators to assess good governance practices such as sound management structures, employee relations, remuneration of staff and tax compliance include but are not limited to:

- Separation of power (e.g. Split CEO/Chair)
- Board diversity
- Executive pay (remuneration policy)
- Board Independence, and key committees independence
- Accountability of directors
- Financial expertise of the Audit Committee
- Respect of shareholders rights and absence of antitakeover devices
- The presence of appropriate policies (i.e. Bribery and corruption, whistleblower)
- Tax disclosure
- An assessment of prior negative incidents relating to governance

The ESG analysis goes beyond the framework to look at a more qualitative assessment of how the insights from our ESG model are reflected in the culture and operations of investee companies. In some cases, the ESG analysts will conduct due diligence meetings to better understand the company's approach to corporate governance.

Good governance practices include sound management structures, employee relations, remuneration of staff and tax compliance.



What is the asset allocation planned for this financial product?

Asset allocation describes the share of investments in specific assets.

At least 65% of the investments of the financial product will be used to meet the environmental or social characteristics promoted, in accordance with the binding elements of the investment strategy of the financial product.

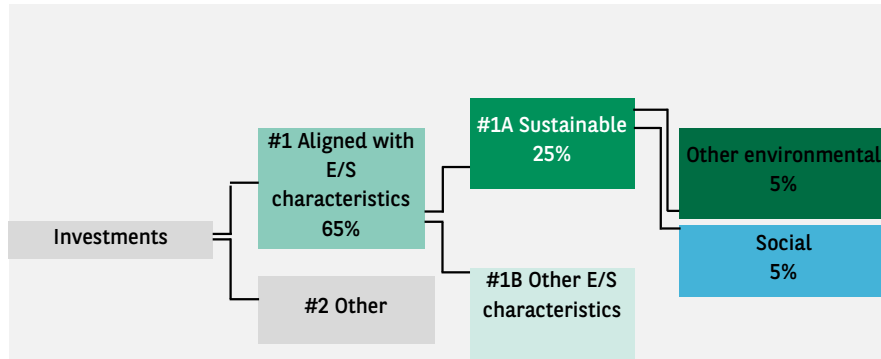
For the avoidance of doubt, such a proportion is solely a minimum and the exact percentage of the investments of the financial product that attained the promoted environmental or social characteristics will be available in the annual report.

The minimum proportion of sustainable investments of the financial product is 25%.

The remaining proportion of the investments is mainly used as described under the question: "What investments are included under "#2 Other", what is their purpose and are there any minimum environmental or social safeguards?"

Taxonomy-aligned activities are expressed as a share of:

- **turnover** reflecting the share of revenue from green activities of investee companies.
- **capital expenditure (CapEx)** showing the green investments made by investee companies, e.g. for a transition to a green economy.
- **operational expenditure (OpEx)** reflecting green operational activities of investee companies.



#1 Aligned with E/S characteristics includes the investments of the financial product used to attain the environmental or social characteristics promoted by the financial product.

#2 Other includes the remaining investments of the financial product which are neither aligned with the environmental or social characteristics, nor are qualified as sustainable investments.


The category **#1 Aligned with E/S characteristics** covers:

The sub-category **#1A Sustainable** covers sustainable investments with environmental or social objectives.

The sub-category **#1B Other E/S characteristics** covers investments aligned with the environmental or social characteristics that do not qualify as sustainable investments.

● **How does the use of derivatives attain the environmental or social characteristics promoted by the financial product?**

Financial derivative instruments may be used for efficient portfolio management, hedging and/or investment purposes, if applicable. These instruments are not used to attain the environmental or social characteristics promoted by the product.

 **To what minimum extent are sustainable investments with an environmental objective aligned with the EU Taxonomy?**

Not applicable

● **Does the financial product invest in fossil gas and/or nuclear energy related activities that comply with the EU Taxonomy¹?**

Yes

In fossil gas In Nuclear Energy

No

¹ -Fossil gas and/or nuclear related activities will only comply with the EU Taxonomy where they contribute to limiting climate change ("climate change mitigation") and do not significantly harm any EU Taxonomy objective - see explanatory note in the left hand margin. The full criteria for fossil gas and nuclear energy economic activities that comply with the EU Taxonomy are laid down in Commission Delegated Regulation (EU) 2022/1214.

To comply with the EU Taxonomy, the criteria for **fossil gas** include limitations on emissions and switching to renewable power or low-carbon fuels by the end of 2035. For **nuclear energy**, the criteria include comprehensive safety and waste management rules.

Enabling activities directly enable other activities to make a substantial contribution to an environmental objective. **Transitional activities** are activities for which low-carbon alternatives are not yet available and among others have greenhouse gas emission levels corresponding to the best performance.

The two graphs below show in green the minimum percentage of investments that are aligned with the EU Taxonomy. As there is no appropriate methodology to determine the Taxonomy-alignment of sovereign bonds*, the first graph shows the Taxonomy-alignment in relation to all the investments of the financial product including sovereign bonds, while the second graph shows the Taxonomy-alignment only in relation to the investments of the financial product other than sovereign bonds.



* For the purpose of these graphs, 'sovereign bonds' consist of all sovereign exposures

● **What is the minimum share of investments in transitional and enabling activities?**

Not applicable

are sustainable investments with an environmental objective that **do not take into account the criteria** for environmentally sustainable economic activities under the EU Taxonomy.

● **What is the minimum share of sustainable investments with an environmental objective that are not aligned with the EU Taxonomy?**

The minimum share of sustainable investments with an environmental objective that are not aligned with the EU Taxonomy is 5%.

The minimum share is intentionally low as the objective of the investment manager is not to prevent the product from investing in taxonomy-aligned activities within the framework of the investment strategy of the product.

The Management Company is improving its Taxonomy-alignment data collection to ensure the accuracy and suitability of its Taxonomy sustainability-related disclosures. In the meantime, the financial product will invest in sustainable investments with an environmental objective that are not aligned with the EU Taxonomy.

● **What is the minimum share of socially sustainable investments?**

The minimum share of socially sustainable investments within the financial product is 5%.

● **What investments are included under '#2 Other', what is their purpose and are there any minimum environmental or social safeguards?**

The remaining proportion of the investments may include :

- The proportion of assets that are not used to meet the environmental or social characteristics promoted by the financial product. These assets are used for investment purposes, or
- Instruments which are mainly used for liquidity, efficient portfolio management, and/or hedging purposes, notably cash, deposits and derivatives

In any case, the investment manager will ensure that those investments are made while maintaining the

improvement of the ESG profile of the financial product. In addition, those investments are made in compliance with our internal processes, including the following minimum environmental or social safeguards:

- The risk management policy. The risk management policy comprises procedures as are necessary to enable the management company to assess for each financial product it manages the exposure of that product to market, liquidity, sustainability and counterparty risks. And

- The RBC policy, where applicable, through the exclusion of companies involved in controversies due to poor practices related to human and labour rights, environment, and corruption, as well as companies operating in sensitive sectors (tobacco, coal, controversial weapons, asbestos,...), as these companies are deemed to be in violation of international norms, or to cause unacceptable harm to society and/or the environment



Is a specific index designated as a reference benchmark to determine whether this financial product is aligned with the environmental and/or social characteristics that it promotes?

Reference benchmarks are indexes to measure whether the financial product attains the environmental or social characteristics that they promote.

No reference benchmark has been designated for the purpose of attaining the environmental or social characteristics promoted by the financial product.

- **How is the reference benchmark continuously aligned with each of the environmental or social characteristics promoted by the financial product?**

Not applicable

- **How is the alignment of the investment strategy with the methodology of the index ensured on a continuous basis?**

Not applicable

- **How does the designated index differ from a relevant broad market index?**

Not applicable

- **Where can the methodology used for the calculation of the designated index be found?**

Not applicable



Where can I find more product specific information online?

More product-specific information can be found on the website: <https://www.bnpparibas-am.com/> after choosing the relevant country and directly in the section 'Sustainability-related disclosures' dedicated to the product.

Template pre-contractual disclosure for the financial products referred to in Article 8, paragraphs 1, 2 and 2a, of Regulation (EU) 2019/2088 and Article 6, first paragraph, of Regulation (EU) 2020/852

Sustainable investment means an investment in an economic activity that contributes to an environmental or social objective, provided that the investment does not significantly harm any environmental or social objective and that the investee companies follow good governance practices.

The **EU Taxonomy** is a classification system laid down in Regulation (EU) 2020/852, establishing a list of **environmentally sustainable economic activities**. That Regulation does not lay down a list of socially sustainable economic activities. Sustainable investments with an environmental objective might be aligned with the Taxonomy or not.

Product name : **BNP PARIBAS FUNDS RMB BOND**

Legal Entity Identifier : 213800ES44UBSUA78J68

Environmental and/or social characteristics

Does this financial product have a sustainable investment objective?	
<input checked="" type="radio"/> <input type="radio"/> Yes	<input checked="" type="radio"/> <input type="radio"/> No
<input type="checkbox"/> It will make a minimum of sustainable investments with an environmental objective: ____%	<input checked="" type="checkbox"/> It promotes Environmental/Social (E/S) characteristics and while it does not have as its objective a sustainable investment, it will have a minimum proportion of 10% of sustainable investments
<input type="checkbox"/> in economic activities that qualify as environmentally sustainable under the EU Taxonomy	<input type="checkbox"/> with an environmental objective in economic activities that qualify as environmentally sustainable under the EU Taxonomy
<input type="checkbox"/> in economic activities that do not qualify as environmentally sustainable under the EU Taxonomy	<input checked="" type="checkbox"/> with an environmental objective in economic activities that do not qualify as environmentally sustainable under the EU Taxonomy
<input type="checkbox"/> It will make a minimum of sustainable investments with a social objective: ____%	<input checked="" type="checkbox"/> with a social objective
	<input type="checkbox"/> It promotes E/S characteristics, but will not make any sustainable investments



What environmental and/or social characteristics are promoted by this financial product?

The financial product promotes environmental and social characteristics by assessing underlying investments against Environmental, Social, and Governance (ESG) criteria using an ESG internal proprietary methodology, and by investing in issuers that demonstrate good environmental, social and governance practices.

Corporate issuers

The investment strategy selects:

Corporate issuers with good or improving ESG practices within their sector of activity. The ESG performance of an issuer is evaluated against a combination of environmental, social and governance factors which include but are

not limited to:

- Environmental: energy efficiency, reduction of emissions of greenhouse gases (GHG), treatment of waste
- Social: respect of human rights and workers' rights, human resources management (workers' health and safety, diversity)
- Governance: Board of Directors independence, managers' remuneration, respect of minority shareholders rights

The exclusion criteria are applied with regard to issuers that are in violation of international norms and convention, or operate in sensitive sectors as defined by the Responsible Business Conduct Policy (RBC Policy).

Sovereign issuers

The investment strategy selects sovereign issuers based on their performance across the environmental, social and governance pillars. The ESG performance of each country is assessed using an internal Sovereign ESG methodology that focuses on measuring governments' efforts to produce and preserve assets, goods, and services with high ESG values, according to their level of economic development. This involves evaluation of a country against a combination of environmental, social and governance factors, which include but not limited to:

- Environmental: climate mitigation, biodiversity, energy efficiency, land resources, pollution
- Social: life conditions, economic inequality, education, employment, health infrastructure, human capital
- Governance: business rights, corruption, democratic life, political stability, security

BNP Paribas Asset Management's Global Sustainability Strategy places a strong emphasis on combatting climate change. Therefore, given the importance of sovereigns in addressing climate change, the internal Sovereign ESG methodology includes an additional scoring component that captures the country's contribution to progress towards the net-zero goals set out in the Paris Agreement. This additional scoring component reflects countries' commitment to future targets balanced by their current policies and their forward-looking physical climate risk exposure. It combines temperature alignment methodology for determining national contributions to climate change with an assessment of the laws and policies countries have in place for addressing climate change.

The investment manager also applies the BNP Paribas Group's sensitive countries framework, which includes restrictive measures on certain countries and/or activities that are considered as being particularly exposed to money laundering and terrorism financing related risks.

Furthermore, the investment manager promotes better environmental and social outcomes through engagement with issuers and the exercise of voting rights according to the Stewardship policy, where applicable.

No reference benchmark has been designated for the purpose of attaining the environmental or social characteristics promoted by the financial product.

● What sustainability indicators are used to measure the attainment of each of the environmental or social characteristics promoted by this financial product?

The following sustainability indicators are used to measure the attainment of the environmental and social characteristics promoted by the financial product:

- The percentage of the portfolio compliant with the RBC Policy
- The percentage of the portfolio covered by ESG analysis based on the ESG internal proprietary methodology
- The weighted average ESG score of the portfolio compared to the weighted average ESG score of its investment universe, as defined in the Prospectus
- The percentage of the financial product's portfolio invested in 'sustainable investments' as defined in Article 2 (17) of the SFDR regulation

Sustainability indicators measure how the environmental or social characteristics promoted by the financial product are attained.



● **What are the objectives of the sustainable investments that the financial product partially intends to make and how does the sustainable investment contribute to such objectives?**

The objectives of the sustainable investments made by the financial product are to finance companies that contribute to environmental and/or social objectives through their products and services, as well as their sustainable practices.

The internal methodology, as defined in the main part of the Prospectus, integrates several criteria into its definition of sustainable investments that are considered to be core components to qualify a company as sustainable. These criteria are complementary to each other. In practice, a company must meet at least one of the criteria described below in order to be considered as contributing to an environmental or social objective:

1. A company with an economic activity aligned with the EU Taxonomy objectives. A company can be qualified as sustainable investment in case it has more than 20% of its revenues aligned with the EU Taxonomy. A company qualifying as sustainable investment through this criteria can for example contribute to the following environmental objectives: sustainable forestry, environmental restoration, sustainable manufacturing, renewable energy, water supply, sewerage, waste management and remediation, sustainable transportation, sustainable buildings, sustainable information and technology, scientific research for sustainable development;

2. A company with an economic activity contributing to one or more United Nations Sustainable Development goals (UN SDG) targets. A company can be qualified as sustainable investment in case it has more than 20% of its revenues aligned with the SDGs and less than 20% of its revenues misaligned with the UN SDGs. A company qualifying as sustainable investment through this criteria can for example contribute to the following objectives:

a. Environmental: sustainable agriculture, sustainable management of water and sanitation, sustainable and modern energy, sustainable economic growth, sustainable infrastructure, sustainable cities, sustainable consumption and production patterns, fight against climate change, conservation and sustainable use of oceans, seas and marine resources, protection, restoration and sustainable use of terrestrial ecosystems, sustainable management of forests, fight against desertification, land degradation and biodiversity loss;

b. Social: no poverty, zero hunger, food security, healthy lives and well-being at all ages, inclusive and equitable quality education and lifelong learning opportunities, gender equality, women and girls empowerment, availability of water and sanitation, access to affordable, reliable and modern energy, inclusive and sustainable economic growth, full and productive employment and decent work, resilient infrastructure, inclusive and sustainable industrialization, reduced inequality, inclusive, safe and resilient cities and human settlements, peaceful and inclusive societies, access to justice and effective, accountable and inclusive institutions, global partnership for sustainable development.

3. A company operating in a high GHG emission sector that is transitioning its business model to align with the objective of maintaining the global temperature rise below 1.5°C. A company qualifying as sustainable investment through this criteria can for example contribute to the following environmental objectives: GHG emissions reduction, fight against climate change;

4. A company with best-in-class environmental or social practices compared to its peers within the relevant sector and geographical region. The E or S best performer assessment is based on the BNPP AM ESG scoring methodology. The methodology scores companies and assesses them against a peer group comprising companies in comparable sectors and geographical regions. A company with a contribution score above 10 on the Environmental or Social pillar qualifies as best performer. A company qualifying as sustainable investment through this criteria can for example contribute to the following objectives:

a. Environmental: fight against climate change, environmental risk management, sustainable management of natural resources, waste management, water management, GHG emissions reduction, renewable energy, sustainable agriculture, green infrastructure;

b. Social: health and safety, human capital management, good external stakeholder management (supply chain, contractors, data), business ethics preparedness, good corporate governance.

Green bonds, social bonds and sustainability bonds issued to support specific environmental and/or social projects are also qualified as sustainable investments provided that these debt securities receive an investment recommendation 'POSITIVE' or 'NEUTRAL' from the Sustainability Center following the issuer and underlying project assessment based on a proprietary Green/Social/Sustainability Bond Assessment methodology.

Companies identified as a sustainable investment should not significantly harm any other environmental or social objectives (the Do No Significant Harm 'DNSH' principle) and should follow good governance practices. BNP Paribas Asset Management (BNPP AM) uses its proprietary methodology to assess all companies against these requirements.

More information on the internal methodology can be found on the website of the investment manager: <https://docfinder.bnpparibas-am.com/api/files/14787511-CB33-49FC-B9B5-7E934948BE63>

Principal adverse impacts are the most significant negative impacts of investment decisions on sustainability factors relating to environmental, social and employee matters, respect for human rights, anti-corruption and anti-bribery matters.

● How do the sustainable investments that the financial product partially intends to make, not cause significant harm to any environmental or social sustainable investment objective?

Sustainable investments that the product partially intends to make should not significantly harm any environmental or social objective (DNSH Principle). In this respect, the investment manager commits to consider principal adverse impacts on sustainability factors by taking into account indicators for adverse impacts as defined in SFDR, and to not invest in companies that do not meet their fundamental obligations in line with the OECD Guidelines and the UN Guiding Principles on Business and Human Rights.

How have the indicators for adverse impacts on sustainability factors been taken into account?

The investment manager ensures that throughout its investment process, the financial product takes into all the account principal all the adverse impact indicators that are relevant to its investment strategy to select the sustainable investments that the financial product partially intends to make by systematically implementing the sustainable investment pillars defined in the BNP Paribas Asset Management Global Sustainability Strategy (GSS) into its investment process : RBC policy, ESG integration guidelines, Stewardship, the forward-looking vision the '3Es' (Energy transition, Environmental sustainability, Equality & Inclusive Growth).

The RBC policy establishes a common framework across investments and economic activities that help identify industries and behaviours presenting a high risk of adverse impacts in violation of international norms. As part of the RBC Policy, sector policies provide a tailored approach to identify and prioritize principal adverse impacts based on the nature of the economic activity, and in many cases, the geography in which these economic activities take place.

The ESG Integration Guidelines includes a series of commitments, which are material to consideration of principal adverse sustainability impacts, and guides the internal ESG integration process. The proprietary ESG scoring framework includes an assessment of a number of adverse sustainability impacts caused by companies in which we invest. Outcome of this assessment may impact the valuation models as well as the portfolio construction depending on the severity and materiality of adverse impacts identified.

Thus, the Investment Manager considers principal adverse sustainability impacts throughout the investment process through the use of the internal ESG scores and construction of the portfolio with an improved ESG profile compared to its investment universe.

The Forward-looking perspective defines a set of objectives and developed performance indicators to measure how the researches, portfolios and commitments are aligned on three issues, the '3Es' (Energy transition, Environmental sustainability, Equality & inclusive growth) and thus support investment processes.

Furthermore, the Stewardship team regularly identifies adverse impacts through ongoing research, collaboration with other long-term investors, and dialogue with NGOs and other experts.

As regards the sustainable investments that the financial product intends to make, the following principal adverse sustainability impacts are taken into account:

Corporate mandatory indicators:

1. GreenHouse Gas (GHG) Emissions

2. Carbon footprint
3. GHG intensity of investee companies
4. Exposure to companies active in the fossil fuel sector
5. Share of non-renewable energy consumption and production
6. Energy consumption intensity per high impact climate sector
7. Activities negatively affecting biodiversity sensitive areas
8. Emissions to water
9. Hazardous waste ratio
10. Violations of UN Global Compact principles and Organisation for Economic Cooperation and Development (OECD) Guidelines for Multinational Enterprises
11. Lack of processes and compliance mechanisms to monitor compliance with UN Global Compact principles and OECD Guidelines for Multinational Enterprises
12. Unadjusted gender pay gap
13. Board gender diversity
14. Exposure to controversial weapons (anti-personnel mines, cluster munitions, chemical weapons and biological weapons)

Corporate voluntary indicators:

Environment

4. Investments in companies without carbon emission reduction initiatives

Social

4. Lack of a supplier code of conduct
9. Lack of a human rights policy

Sovereign mandatory indicator:

15. GHG intensity
16. Investee countries subject to social violations

More detailed information on the manner in which principal adverse impacts on sustainability factors are considered can be found in the BNP PARIBAS ASSET MANAGEMENT SFDR disclosure statement:

<https://docfinder.bnpparibas-am.com/api/files/874ADAE2-3EE7-4AD4-B0ED-84FC06E090BF>

In addition, information on how the principal adverse impacts on sustainability factors have been considered over the year will be available in the annual report of the financial product.

How are the sustainable investments aligned with the OECD Guidelines for Multinational Enterprises and the UN Guiding Principles on Business and Human Rights?

The investment universe of the financial product is periodically screened with a view to identify issuers that are potentially in violation or at risk of violation of the UN Global Compact Principles, OECD Guidelines for Multinational Enterprises and UN Guiding Principles on Business & Human Rights, including the principles and rights set out in the eight fundamental conventions identified in the Declaration of the International Labour Organisation on Fundamental Principles and Rights at Work and the International Bill of Human Rights. This assessment is conducted within the BNPP AM Sustainability Centre on the basis of internal analysis and information provided by external experts, and in consultation with BNP Paribas Group CSR Team. If an issuer is found to be in serious and repeated violations of any of the principles, it will be placed on an 'exclusion list' and will not be available for investment. Existing investments should be divested from the portfolio according to an internal procedure. If an issuer is at risk of violating any of the principles, it is placed on a 'watch list' monitored, as appropriate.

The EU Taxonomy sets out a 'do not significant harm' principle by which Taxonomy-aligned investments should not significantly harm EU Taxonomy objectives and is accompanied by specific EU criteria.

The 'do no significant harm' principle applies only to those investments underlying the financial product that take into account the EU criteria for environmentally sustainable economic activities. The investments underlying the remaining portion of this financial product do not take into account the EU criteria for environmentally sustainable economic activities.

Any other sustainable investments must also not significantly harm any environmental or social objectives.





Does this financial product consider principal adverse impacts on sustainability factors?

Yes

The product considers principal adverse impacts on sustainability factors by systematically implementing the sustainable investment pillars defined in the GSS into its investment process. These pillars are covered by firm-wide policies that set criteria to identify, consider and prioritise as well as address or mitigate adverse sustainability impacts caused by issuers.

The RBC policy establishes a common framework across investments and economic activities that help identify industries and behaviours presenting a high risk of adverse impacts in violation of international norms. As part of the RBC Policy, sector policies provide a tailored approach to identify and prioritize principal adverse impacts based on the nature of the economic activity, and in many cases, the geography in which these economic activities take place.

The ESG Integration Guidelines includes a series of commitments, which are material to consideration of principal adverse sustainability impacts, and guides the internal ESG integration process. The proprietary ESG scoring framework includes an assessment of a number of adverse sustainability impacts caused by companies in which we invest. Outcome of this assessment may impact the valuation models as well as the portfolio construction depending on the severity and materiality of adverse impacts identified.

Thus, the Investment Manager considers principal adverse sustainability impacts throughout the investment process through the use of the internal ESG scores and construction of the portfolio with an improved ESG profile compared to its investment universe.

The Forward-looking perspective defines a set of objectives and developed performance indicators to measure how the researches, portfolios and commitments are aligned on three issues, the '3Es' (Energy transition, Environmental sustainability, Equality & inclusive growth) and thus support investment processes.

Furthermore, the Stewardship team regularly identifies adverse impacts through ongoing research, collaboration with other long-term investors, and dialogue with NGOs and other experts.

Actions to address or mitigate principal adverse sustainability impacts depend on the severity and materiality of these impacts. These actions are guided by the RBC Policy, ESG Integration Guidelines, and Engagement and Voting Policy which include the following provisions :

- Exclusion of issuers that are in violation of international norms and conventions and issuers that are involved in activities presenting an unacceptable risk to society and/or the environment
- Engagement with issuers with the aim of encouraging them to improve their environmental, social and governance practices and, thus, mitigate potential adverse impacts
- In case of equity holdings, voting at Annual General Meetings of companies the portfolio is invested in to promote good governance and advance environmental and social issues
- Ensuring all securities included in the portfolio have supportive ESG research
- Managing portfolios so that their aggregate ESG score is better than the relevant benchmark or universe

Based on the above approach, and depending on the composition of the financial product's portfolio (i.e. the type of issuer), the financial product considers and addresses or mitigates the following principal adverse sustainability impacts:

Corporate mandatory indicators:

1. GreenHouse Gas (GHG) Emissions
2. Carbon footprint
3. GHG intensity of investee companies
4. Exposure to companies active in the fossil fuel sector
5. Share of non-renewable energy consumption and production
6. Energy consumption intensity per high impact climate sector



7. Activities negatively affecting biodiversity sensitive areas
8. Emissions to water
9. Hazardous waste ratio
10. Violations of UN Global Compact principles and Organisation for Economic Cooperation and Development (OECD) Guidelines for Multinational Enterprises
11. Lack of processes and compliance mechanisms to monitor compliance with UN Global Compact principles and OECD Guidelines for Multinational Enterprises
12. Unadjusted gender pay gap
13. Board gender diversity
14. Exposure to controversial weapons (anti-personnel mines, cluster munitions, chemical weapons and biological weapons)

Corporate voluntary indicators:

Environment

4. Investments in companies without carbon emission reduction initiatives

Social

4. Lack of a supplier code of conduct
9. Lack of a human rights policy

Sovereign mandatory indicator:

15. GHG intensity
16. Investee countries subject to social violations

More detailed information on the manner in which principal adverse impacts on sustainability factors are considered can be found in the BNP PARIBAS ASSET MANAGEMENT SFDR disclosure statement: <https://docfinder.bnpparibas-am.com/api/files/874ADAE2-3EE7-4AD4-BOED-84FC06E090BF>
In addition, information on how the principal adverse impacts on sustainability factors have been considered over the year will be available in the annual report of the financial product.

No



What investment strategy does this financial product follow?

The investment strategy guides investment decisions based on factors such as investment objectives and risk tolerance.

To achieve the investment objective of the financial product, the investment manager takes into account at each step of its investment process the Environmental, Social and Governance (ESG) criteria that the financial product promotes.

The investment universe of the financial product is thoroughly screened with a view to identify issuers that are in violation of the UN Global Compact Principles, OECD Guidelines for Multinational Enterprises and UN Guiding Principles on Business & Human Rights.

Then the Investment Manager integrates ESG ratings and criteria into the assessment of issuers. ESG ratings are built by BNP Paribas Asset Management's Sustainability Centre using a proprietary ESG methodology.

The investment manager constantly integrates the binding elements of the investment strategy described in the question below to construct an investment portfolio with an improved ESG profile compared to its investment universe.

Environmental, social and governance (ESG) criteria contribute to, but are not a determining factor in, the manager's decision-making.

The elements of the investment strategy to attain the environmental or social characteristics promoted by this financial product as described below are systematically integrated throughout the investment process.

- **What are the binding elements of the investment strategy used to select the investments to attain each of the environmental or social characteristics promoted by this financial product?**

- The financial product shall comply with the RBC Policy by excluding companies involved in controversies due to poor practices related to human and labor rights, environment, and corruption, as well as



companies operating in sensitive sectors (tobacco, coal, controversial weapons, asbestos,...), as these companies are deemed to be in violation of international norms, or to cause unacceptable harm to society and/or the environment.

More information on the RBC Policy, and in particular criteria relating to sectoral exclusions, can be found on the website of the investment manager: Sustainability documents - BNPP AM Corporate English (<https://www.bnpparibas-am.com/sustainability-documents/>)

- The financial product shall have the weighted average ESG score of its portfolio higher than the weighted average ESG score of its investment universe, as defined in the Prospectus

- The financial product shall have at least 75% of its assets (excluding ancillary liquid assets) covered by the ESG analysis based on the ESG internal proprietary methodology

- The financial product shall invest at least 10% of its assets in 'sustainable investments' as defined in Article 2 (17) of the SFDR regulation. Criteria to qualify an investment as 'sustainable investment' are indicated in the above question 'What are the objectives of the sustainable investments that the financial product partially intends to make and does the sustainable investments contribute to such objectives' and the quantitative and qualitative thresholds are mentioned in the main part of the Prospectus

● What is the committed minimum rate to reduce the scope of the investments considered prior to the application of that investment strategy?

The financial product does not commit to a reduction of the scope of investments prior to the application of its investment strategy.

● What is the policy to assess good governance practices of the investee companies?

The ESG scoring framework assesses corporate governance through a core set of standard key performance indicators for all sectors supplemented by sector specific metrics. The governance metrics and indicators to assess good governance practices such as sound management structures, employee relations, remuneration of staff and tax compliance include but are not limited to:

- Separation of power (e.g. Split CEO/Chair)
- Board diversity
- Executive pay (remuneration policy)
- Board Independence, and key committees independence
- Accountability of directors
- Financial expertise of the Audit Committee
- Respect of shareholders rights and absence of antitakeover devices
- The presence of appropriate policies (i.e. Bribery and corruption, whistleblower)
- Tax disclosure
- An assessment of prior negative incidents relating to governance

The ESG analysis goes beyond the framework to look at a more qualitative assessment of how the insights from our ESG model are reflected in the culture and operations of investee companies. In some cases, the ESG analysts will conduct due diligence meetings to better understand the company's approach to corporate governance.

Good governance practices include sound management structures, employee relations, remuneration of staff and tax compliance.



What is the asset allocation planned for this financial product?

Asset allocation describes the share of investments in specific assets.

At least 10% of the investments of the financial product will be used to meet the environmental or social characteristics promoted, in accordance with the binding elements of the investment strategy of the financial product.

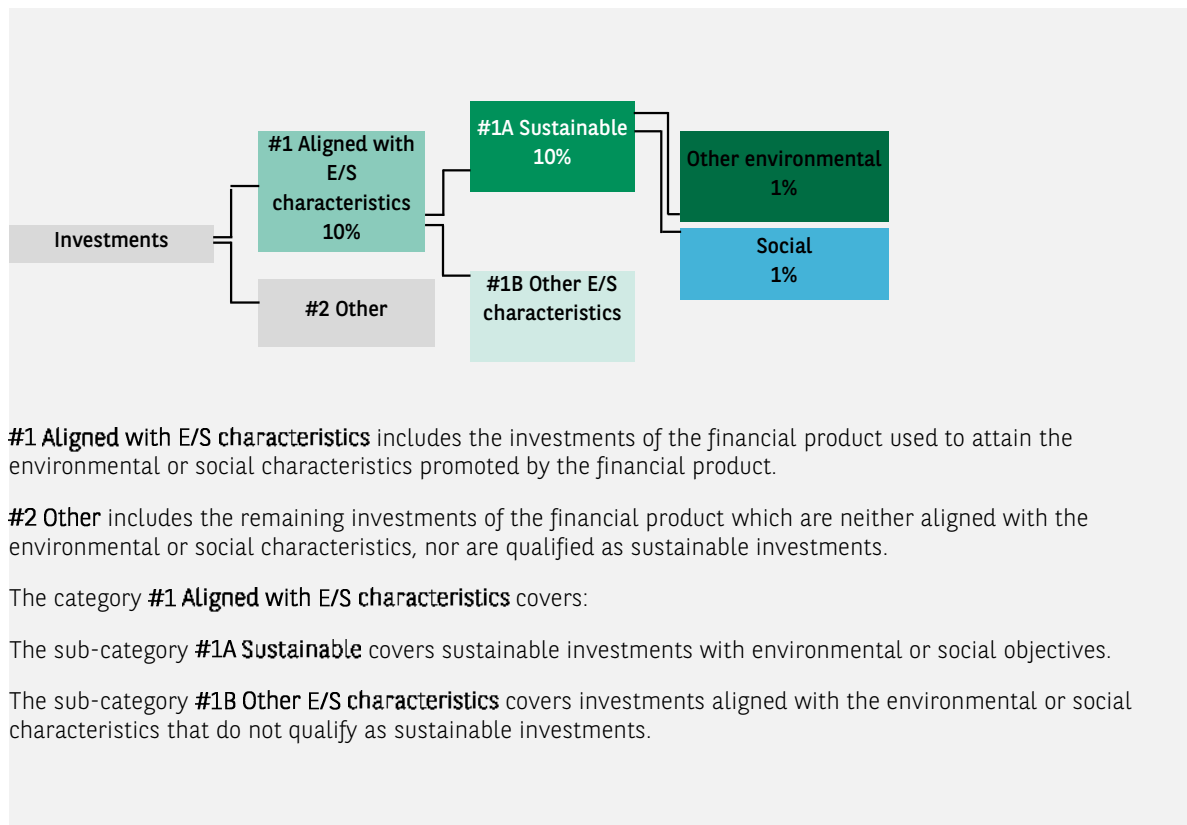
Taxonomy-aligned activities are expressed as a share of:

For the avoidance of doubt, such a proportion is solely a minimum and the exact percentage of the investments of the financial product that attained the promoted environmental or social characteristics will be available in the annual report.

The minimum proportion of sustainable investments of the financial product is 10%.

The remaining proportion of the investments is mainly used as described under the question: "What investments are included under "#2 Other", what is their purpose and are there any minimum environmental or social safeguards?"

- **turnover** reflecting the share of revenue from green activities of investee companies.
 - **capital expenditure** (CapEx) showing the green investments made by investee companies, e.g. for a transition to a green economy.
 - **operational expenditure** (OpEx) reflecting green operational activities of investee companies.



● **How does the use of derivatives attain the environmental or social characteristics promoted by the financial product?**

Financial derivative instruments may be used for efficient portfolio management, hedging and/or investment purposes, if applicable. These instruments are not used to attain the environmental or social characteristics promoted by the product.



To what minimum extent are sustainable investments with an environmental objective aligned with the EU Taxonomy?

Not applicable

● **Does the financial product invest in fossil gas and/or nuclear energy related activities that comply with the EU Taxonomy¹?**

Yes

In fossil gas In Nuclear Energy

No

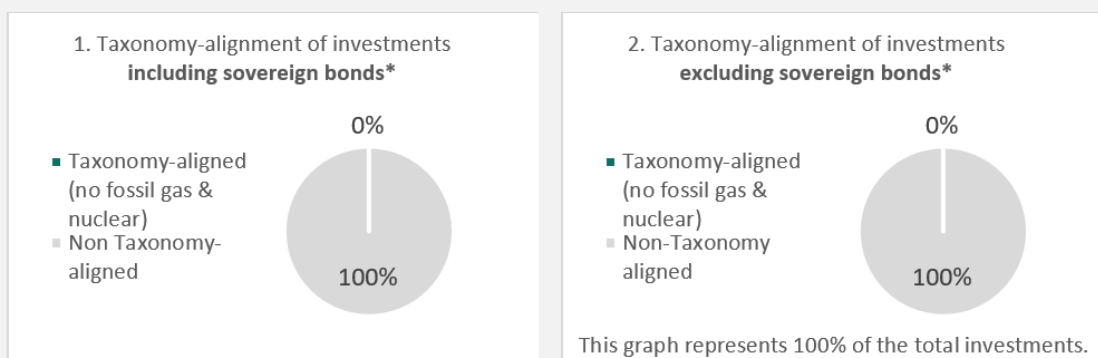
¹ -Fossil gas and/or nuclear related activities will only comply with the EU Taxonomy where they contribute to limiting climate change ("climate change mitigation") and do not significantly harm any EU Taxonomy objective - see explanatory note in the left hand margin. The full criteria for fossil gas and nuclear energy economic activities that comply with the EU Taxonomy are laid down in Commission Delegated Regulation (EU) 2022/1214.

To comply with the EU Taxonomy, the criteria for **fossil gas** include limitations on emissions and switching to renewable power or low-carbon fuels by the end of 2035. For **nuclear energy**, the criteria include comprehensive safety and waste management rules.



Enabling activities directly enable other activities to make a substantial contribution to an environmental objective. **Transitional activities** are activities for which low-carbon alternatives are not yet available and among others have greenhouse gas emission levels corresponding to the best performance.

The two graphs below show in green the minimum percentage of investments that are aligned with the EU Taxonomy. As there is no appropriate methodology to determine the Taxonomy-alignment of sovereign bonds*, the first graph shows the Taxonomy-alignment in relation to all the investments of the financial product including sovereign bonds, while the second graph shows the Taxonomy-alignment only in relation to the investments of the financial product other than sovereign bonds.



* For the purpose of these graphs, 'sovereign bonds' consist of all sovereign exposures

● **What is the minimum share of investments in transitional and enabling activities?**

Not applicable

are sustainable investments with an environmental objective that **do not take into account the criteria** for environmentally sustainable economic activities under the EU Taxonomy.

● **What is the minimum share of sustainable investments with an environmental objective that are not aligned with the EU Taxonomy?**

The minimum share of sustainable investments with an environmental objective that are not aligned with the EU Taxonomy is 1%.

The minimum share is intentionally low as the objective of the investment manager is not to prevent the product from investing in taxonomy-aligned activities within the framework of the investment strategy of the product.

The Management Company is improving its Taxonomy-alignment data collection to ensure the accuracy and suitability of its Taxonomy sustainability-related disclosures. In the meantime, the financial product will invest in sustainable investments with an environmental objective that are not aligned with the EU Taxonomy.

● **What is the minimum share of socially sustainable investments?**

The minimum share of socially sustainable investments within the financial product is 1%.

● **What investments are included under '#2 Other', what is their purpose and are there any minimum environmental or social safeguards?**

The remaining proportion of the investments may include :

- The proportion of assets that are not used to meet the environmental or social characteristics promoted by the financial product. These assets are used for investment purposes, or
- Instruments which are mainly used for liquidity, efficient portfolio management, and/or hedging purposes, notably cash, deposits and derivatives

In any case, the investment manager will ensure that those investments are made while maintaining the

improvement of the ESG profile of the financial product. In addition, those investments are made in compliance with our internal processes, including the following minimum environmental or social safeguards:

- The risk management policy. The risk management policy comprises procedures as are necessary to enable the management company to assess for each financial product it manages the exposure of that product to market, liquidity, sustainability and counterparty risks. And

- The RBC policy, where applicable, through the exclusion of companies involved in controversies due to poor practices related to human and labour rights, environment, and corruption, as well as companies operating in sensitive sectors (tobacco, coal, controversial weapons, asbestos,...), as these companies are deemed to be in violation of international norms, or to cause unacceptable harm to society and/or the environment



Is a specific index designated as a reference benchmark to determine whether this financial product is aligned with the environmental and/or social characteristics that it promotes?

Reference benchmarks are indexes to measure whether the financial product attains the environmental or social characteristics that they promote.

No reference benchmark has been designated for the purpose of attaining the environmental or social characteristics promoted by the financial product.

- **How is the reference benchmark continuously aligned with each of the environmental or social characteristics promoted by the financial product?**

Not applicable

- **How is the alignment of the investment strategy with the methodology of the index ensured on a continuous basis?**

Not applicable

- **How does the designated index differ from a relevant broad market index?**

Not applicable

- **Where can the methodology used for the calculation of the designated index be found?**

Not applicable



Where can I find more product specific information online?

More product-specific information can be found on the website: <https://www.bnpparibas-am.com/> after choosing the relevant country and directly in the section 'Sustainability-related disclosures' dedicated to the product.

Template pre-contractual disclosure for the financial products referred to in Article 8, paragraphs 1, 2 and 2a, of Regulation (EU) 2019/2088 and Article 6, first paragraph, of Regulation (EU) 2020/852

Sustainable investment means an investment in an economic activity that contributes to an environmental or social objective, provided that the investment does not significantly harm any environmental or social objective and that the investee companies follow good governance practices.

The **EU Taxonomy** is a classification system laid down in Regulation (EU) 2020/852, establishing a list of **environmentally sustainable economic activities**. That Regulation does not lay down a list of socially sustainable economic activities. Sustainable investments with an environmental objective might be aligned with the Taxonomy or not.

Product name : **BNP PARIBAS FUNDS RUSSIA EQUITY**

Legal Entity Identifier : 213800G2LKI5NZHHK851

Environmental and/or social characteristics

Does this financial product have a sustainable investment objective?	
<input checked="" type="radio"/> <input type="radio"/> Yes	<input checked="" type="radio"/> <input type="radio"/> No
<input type="checkbox"/> It will make a minimum of sustainable investments with an environmental objective: ____%	<input type="checkbox"/> It promotes Environmental/Social (E/S) characteristics and while it does not have as its objective a sustainable investment, it will have a minimum proportion of 0% of sustainable investments
<input type="checkbox"/> in economic activities that qualify as environmentally sustainable under the EU Taxonomy	<input type="checkbox"/> with an environmental objective in economic activities that qualify as environmentally sustainable under the EU Taxonomy
<input type="checkbox"/> in economic activities that do not qualify as environmentally sustainable under the EU Taxonomy	<input type="checkbox"/> with an environmental objective in economic activities that do not qualify as environmentally sustainable under the EU Taxonomy
<input type="checkbox"/> It will make a minimum of sustainable investments with a social objective: ____%	<input type="checkbox"/> with a social objective
	<input checked="" type="checkbox"/> It promotes E/S characteristics, but will not make any sustainable investments



What environmental and/or social characteristics are promoted by this financial product?

The financial product promotes environmental and social characteristics by assessing underlying investments against Environmental, Social, and Governance (ESG) criteria using an ESG internal proprietary methodology, and by investing in issuers that demonstrate good environmental and social practices, while implementing robust corporate governance practices within their sector of activity.

The ESG performance of an issuer is evaluated against a combination of environmental, social and governance factors which include but are not limited to:

- Environmental: energy efficiency, reduction of emissions of greenhouse gases (GHG), treatment of waste

- Social: respect of human rights and workers' rights, human resources management (workers' health and safety, diversity)
- Governance: Board of Directors independence, managers' remuneration, respect of minority shareholders rights

The exclusion criteria are applied with regard to issuers that are in violation of international norms and convention, or operate in sensitive sectors as defined by the Responsible Business Conduct Policy (RBC Policy).

Furthermore, the investment manager promotes better environmental and social outcomes through engagement with issuers and the exercise of voting rights according to the Stewardship policy, where applicable.

No reference benchmark has been designated for the purpose of attaining the environmental or social characteristics promoted by the financial product.

Sustainability indicators measure how the environmental or social characteristics promoted by the financial product are attained.

● **What sustainability indicators are used to measure the attainment of each of the environmental or social characteristics promoted by this financial product?**

The following sustainability indicators are used to measure the attainment of the environmental and social characteristics promoted by the financial product:

- The percentage of the financial product's portfolio compliant with the RBC Policy
- The percentage of the financial product's portfolio covered by ESG analysis based on the ESG internal proprietary methodology
- The weighted average ESG score of the financial product's portfolio compared to the weighted average ESG score of its investment universe, as defined in the Prospectus

● **What are the objectives of the sustainable investments that the financial product partially intends to make and how does the sustainable investment contribute to such objectives?**

The financial product does not intend to make any sustainable investment.

● **How do the sustainable investments that the financial product partially intends to make, not cause significant harm to any environmental or social sustainable investment objective?**

The financial product does not intend to make any sustainable investment.

How have the indicators for adverse impacts on sustainability factors been taken into account?

Not applicable

How are the sustainable investments aligned with the OECD Guidelines for Multinational Enterprises and the UN Guiding Principles on Business and Human Rights?

Not applicable

Principal adverse impacts are the most significant negative impacts of investment decisions on sustainability factors relating to environmental, social and employee matters, respect for human rights, anti-corruption and anti-bribery matters.

The EU Taxonomy sets out a 'do not significant harm' principle by which Taxonomy-aligned investments should not significantly harm EU Taxonomy objectives and is accompanied by specific EU criteria.

The 'do no significant harm' principle applies only to those investments underlying the financial product that take into account the EU criteria for environmentally sustainable economic activities. The investments underlying the remaining portion of this financial product do not take into account the EU criteria for environmentally sustainable economic activities.

Any other sustainable investments must also not significantly harm any environmental or social objectives.





Does this financial product consider principal adverse impacts on sustainability factors?

Yes

No



What investment strategy does this financial product follow?

The investment strategy guides investment decisions based on factors such as investment objectives and risk tolerance.

To achieve the investment objective of the financial product, the investment manager takes into account at each step of its investment process the Environmental, Social and Governance (ESG) criteria that the financial product promotes.

The investment universe of the financial product is thoroughly screened with a view to identify issuers that are in violation of the UN Global Compact Principles, OECD Guidelines for Multinational Enterprises and UN Guiding Principles on Business & Human Rights.

Then the Investment Manager integrates ESG ratings and criteria into the assessment of issuers. ESG ratings are built by BNP Paribas Asset Management's Sustainability Centre using a proprietary ESG methodology.

The investment manager constantly integrates the binding elements of the investment strategy described in the question below to construct an investment portfolio with an improved ESG profile compared to its investment universe.

Environmental, social and governance (ESG) criteria contribute to, but are not a determining factor in, the manager's decision-making.

The elements of the investment strategy to attain the environmental or social characteristics promoted by this financial product as described below are systematically integrated throughout the investment process.

● What are the binding elements of the investment strategy used to select the investments to attain each of the environmental or social characteristics promoted by this financial product?

- The financial product shall comply with the RBC Policy by excluding companies involved in controversies due to poor practices related to human and labor rights, environment, and corruption, as well as companies operating in sensitive sectors (tobacco, coal, controversial weapons, asbestos,...), as these companies are deemed to be in violation of international norms, or to cause unacceptable harm to society and/or the environment.

More information on the RBC Policy, and in particular criteria relating to sectoral exclusions, can be found on the website of the investment manager: Sustainability documents - BNPP AM Corporate English (<https://www.bnpparibas-am.com/sustainability-documents/>)

- The financial product shall have the weighted average ESG score of its portfolio higher than the weighted average ESG score of its investment universe, as defined in the Prospectus

- The financial product shall have at least 75% of its assets (excluding ancillary liquid assets) covered by the ESG analysis based on the ESG internal proprietary methodology

● What is the committed minimum rate to reduce the scope of the investments considered prior to the application of that investment strategy?

The financial product does not commit to a reduction of the scope of investments prior to the application of its investment strategy.

Good governance practices include sound management structures, employee relations, remuneration of staff and tax compliance.

● What is the policy to assess good governance practices of the investee companies?

The ESG scoring framework assesses corporate governance through a core set of standard key performance indicators for all sectors supplemented by sector specific metrics. The governance metrics and indicators to assess good governance practices such as sound management structures, employee relations, remuneration of staff and tax compliance include but are not limited to:

- Separation of power (e.g. Split CEO/Chair)
- Board diversity
- Executive pay (remuneration policy)
- Board Independence, and key committees independence
- Accountability of directors
- Financial expertise of the Audit Committee
- Respect of shareholders rights and absence of antitakeover devices
- The presence of appropriate policies (i.e. Bribery and corruption, whistleblower)
- Tax disclosure
- An assessment of prior negative incidents relating to governance

The ESG analysis goes beyond the framework to look at a more qualitative assessment of how the insights from our ESG model are reflected in the culture and operations of investee companies. In some cases, the ESG analysts will conduct due diligence meetings to better understand the company's approach to corporate governance.



What is the asset allocation planned for this financial product?

Asset allocation describes the share of investments in specific assets.

Taxonomy-aligned activities are expressed as a share of:

- **turnover** reflecting the share of revenue from green activities of investee companies.

- **capital expenditure** (CapEx) showing the green investments made by investee companies, e.g. for a transition to a green economy.

- **operational expenditure** (OpEx) reflecting green operational activities of investee companies.

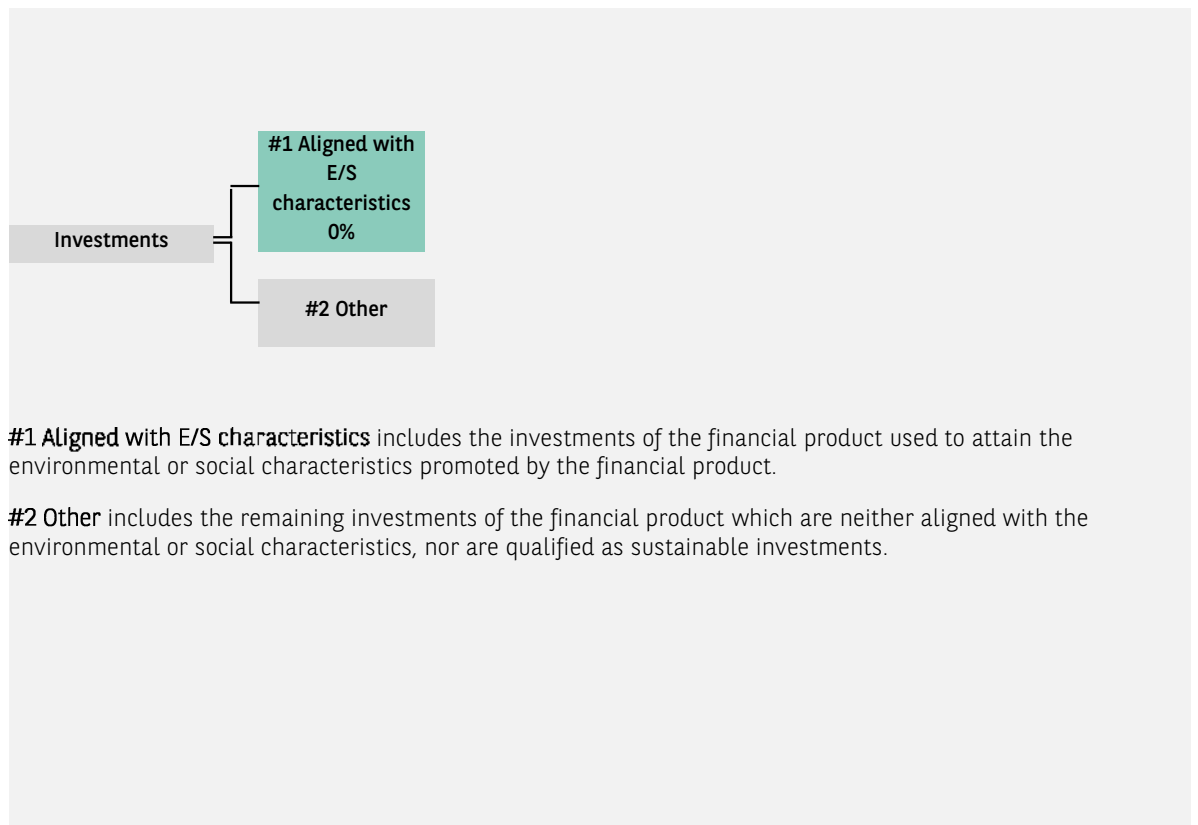
At least 0% of the investments of the financial product will be used to meet the environmental or social characteristics promoted, in accordance with the binding elements of the investment strategy of the financial product.

For the avoidance of doubt, such a proportion is solely a minimum and the exact percentage of the investments of the financial product that attained the promoted environmental or social characteristics will be available in the annual report.

The minimum proportion of sustainable investments of the financial product is 0%.

The remaining proportion of the investments is mainly used as described under the question: "What investments are included under "#2 Other", what is their purpose and are there any minimum environmental or social safeguards?"





● **How does the use of derivatives attain the environmental or social characteristics promoted by the financial product?**

Financial derivative instruments may be used for efficient portfolio management, hedging and/or investment purposes, if applicable. These instruments are not used to attain the environmental or social characteristics promoted by the product.



To what minimum extent are sustainable investments with an environmental objective aligned with the EU Taxonomy?

● **Does the financial product invest in fossil gas and/or nuclear energy related activities that comply with the EU Taxonomy¹?**

Yes

In fossil gas

In Nuclear Energy

No

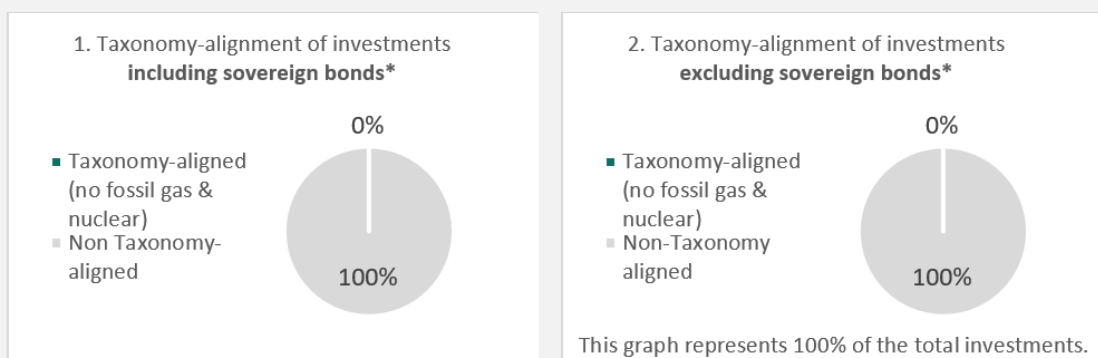
¹ -Fossil gas and/or nuclear related activities will only comply with the EU Taxonomy where they contribute to limiting climate change ("climate change mitigation") and do not significantly harm any EU Taxonomy objective - see explanatory note in the left hand margin. The full criteria for fossil gas and nuclear energy economic activities that comply with the EU Taxonomy are laid down in Commission Delegated Regulation (EU) 2022/1214.

To comply with the EU Taxonomy, the criteria for **fossil gas** include limitations on emissions and switching to renewable power or low-carbon fuels by the end of 2035. For **nuclear energy**, the criteria include comprehensive safety and waste management rules.



Enabling activities directly enable other activities to make a substantial contribution to an environmental objective. **Transitional activities** are activities for which low-carbon alternatives are not yet available and among others have greenhouse gas emission levels corresponding to the best performance.

The two graphs below show in green the minimum percentage of investments that are aligned with the EU Taxonomy. As there is no appropriate methodology to determine the Taxonomy-alignment of sovereign bonds*, the first graph shows the Taxonomy-alignment in relation to all the investments of the financial product including sovereign bonds, while the second graph shows the Taxonomy-alignment only in relation to the investments of the financial product other than sovereign bonds.



* For the purpose of these graphs, 'sovereign bonds' consist of all sovereign exposures

● **What is the minimum share of investments in transitional and enabling activities?**

Not applicable

are sustainable investments with an environmental objective that **do not take into account the criteria** for environmentally sustainable economic activities under the EU Taxonomy.

● **What is the minimum share of sustainable investments with an environmental objective that are not aligned with the EU Taxonomy?**

Not applicable

● **What is the minimum share of socially sustainable investments?**

Not applicable

● **What investments are included under '#2 Other', what is their purpose and are there any minimum environmental or social safeguards?**

The remaining proportion of the investments may include :

- The proportion of assets that are not used to meet the environmental or social characteristics promoted by the financial product. These assets are used for investment purposes, or
- Instruments which are mainly used for liquidity, efficient portfolio management, and/or hedging purposes, notably cash, deposits and derivatives

In any case, the investment manager will ensure that those investments are made while maintaining the improvement of the ESG profile of the financial product. In addition, those investments are made in compliance with our internal processes, including the following minimum environmental or social safeguards:

- The risk management policy. The risk management policy comprises procedures as are necessary to enable the management company to assess for each financial product it manages the exposure of that product to market, liquidity, sustainability and counterparty risks. And
- The RBC policy, where applicable, through the exclusion of companies involved in controversies due to poor

practices related to human and labour rights, environment, and corruption, as well as companies operating in sensitive sectors (tobacco, coal, controversial weapons, asbestos,...), as these companies are deemed to be in violation of international norms, or to cause unacceptable harm to society and/or the environment



Is a specific index designated as a reference benchmark to determine whether this financial product is aligned with the environmental and/or social characteristics that it promotes?

Reference benchmarks are indexes to measure whether the financial product attains the environmental or social characteristics that they promote.

No reference benchmark has been designated for the purpose of attaining the environmental or social characteristics promoted by the financial product.

- **How is the reference benchmark continuously aligned with each of the environmental or social characteristics promoted by the financial product?**

Not applicable

- **How is the alignment of the investment strategy with the methodology of the index ensured on a continuous basis?**

Not applicable

- **How does the designated index differ from a relevant broad market index?**

Not applicable

- **Where can the methodology used for the calculation of the designated index be found?**

Not applicable



Where can I find more product specific information online?

More product-specific information can be found on the website: <https://www.bnpparibas-am.com/> after choosing the relevant country and directly in the section 'Sustainability-related disclosures' dedicated to the product.

Template pre-contractual disclosure for the financial products referred to in Article 8, paragraphs 1, 2 and 2a, of Regulation (EU) 2019/2088 and Article 6, first paragraph, of Regulation (EU) 2020/852

Product name: BNP Paribas Funds Seasons

Legal entity identifier: 213800NAF4CIGP4Q7Q29

ENVIRONMENTAL AND/OR SOCIAL CHARACTERISTICS

Does this financial product have a sustainable investment objective?

Yes

No

It will make a minimum of sustainable investments with an environmental objective: ___%

in economic activities that qualify as environmentally sustainable under the EU Taxonomy

in economic activities that do not qualify as environmentally sustainable under the EU Taxonomy

It will make a minimum of sustainable investments with a social objective: ___%

It promotes Environmental/Social (E/S) characteristics and while it does not have as its objective a sustainable investment, it will have a minimum proportion of ___% of sustainable investments

with an environmental objective in economic activities that qualify as environmentally sustainable under the EU Taxonomy

with an environmental objective in economic activities that do not qualify as environmentally sustainable under the EU Taxonomy

with a social objective

It promotes E/S characteristics, but **will not** make any sustainable investments

Sustainable investment means an investment in an economic activity that contributes to an environmental or social objective, provided that the investment does not significantly harm any environmental or social objective and that the investee companies follow good governance practices.

The **EU Taxonomy** is a classification system laid down in Regulation (EU) 2020/852, establishing a list of **environmentally sustainable economic activities**. That Regulation does not lay down a list of socially sustainable economic activities. Sustainable investments with an environmental objective might be aligned with the Taxonomy or not.



What environmental and/or social characteristics are promoted by this financial product?

The financial product, through its investments in "risky asset", promotes environmental and social characteristics by assessing options underlying investments against Environmental, Social, and Governance (ESG) criteria. As such, the product is partially exposed to issuers that demonstrate superior or improve environmental and social practices, while implementing robust corporate governance practices within their sector of activity.

Such issuers' selection is done through:

- o A negative screening applying
 - exclusion of issuers that violate or are at risk of violating commonly accepted international norms and standards, enshrined in the United Nations Global Compact (UNGC) Principles, the Organisation for Economic Co-operation and Development (OECD) Guidelines for Multinational Enterprises, the UN Guiding Principles on Business and Human Rights (UNGPs), and their underlying conventions;

- exclusion of companies involved in Controversial Weapons, Military Contracting, Tobacco and Thermal Coal.
- A positive screening using a selectivity approach. This involves evaluation of Environmental, Social, and Governance (ESG) performance of an issuer and selection of the ones with the highest ESG score

Furthermore, the investment manager, through its investments into “low risk asset”, promotes better environmental and social outcomes through engagement with issuers and the exercise of voting rights according to the Stewardship policy, in collaboration with BNP Paribas Asset Management’s Sustainability Centre.

The EuroStoxx 50 ESG Index is the options’ underlying and has been designated as a reference benchmark for the purpose of attaining the environmental or social characteristics promoted by the financial product.

● ***What sustainability indicators are used to measure the attainment of each of the environmental or social characteristics promoted by this financial product?***

The following sustainability indicators are used to measure the attainment of the environmental and social characteristics promoted by the financial product:

- The minimum percentage of the “risky asset” which is exposed to the reference benchmark
- The percentage of the financial product’s reference benchmark portfolio compliant with the reference benchmark eligible stock criteria taking into account sectorial and controversial policies;
- The minimum percentage of the financial product’s reference benchmark investment universe reduction due to exclusion of securities with low ESG score and/or sector exclusions and/or any other extra financial criteria

● ***What are the objectives of the sustainable investments that the financial product partially intends to make and how does the sustainable investment contribute to such objectives?***

The financial product does not intend to make any sustainable investment.

● ***How do the sustainable investments that the financial product partially intends to make, not cause significant harm to any environmental or social sustainable investment objective?***

The financial product does not intend to make any sustainable investment.

— — *How have the indicators for adverse impacts on sustainability factors been taken into account?*

Not Applicable.

— — *How are the sustainable investments aligned with the OECD Guidelines for Multinational Enterprises and the UN Guiding Principles on Business and Human Rights? Details:*

Not Applicable.

Sustainability indicators measure how the environmental or social characteristics promoted by the financial product are attained.

The EU Taxonomy sets out a “do not significant harm” principle by which Taxonomy-aligned investments should not significantly harm EU Taxonomy objectives and is accompanied by specific EU criteria.

The “do no significant harm” principle applies only to those investments underlying the financial product that take into account the EU criteria for environmentally sustainable economic activities. The investments underlying the remaining portion of this financial product do not take into account the EU criteria for environmentally sustainable economic activities.

Any other sustainable investments must also not significantly harm any environmental or social objectives.



Does this financial product consider principal adverse impacts on sustainability factors?



Yes

The product considers principal adverse impacts on sustainability factors.

The «low risk asset» consists in an investment in a portfolio of equity securities which systematically implement the sustainable investment pillars defined in the GSS into its investment process. These pillars are covered by firm-wide policies that set criteria to identify, consider and prioritise as well as address or mitigate adverse sustainability impacts caused by issuers.

The RBC policy establishes a common framework across investments and economic activities that help identify industries and behaviours presenting a high risk of adverse impacts in violation of international norms. As part of the RBC Policy, sector policies provide a tailored approach to identify and prioritize principal adverse impacts based on the nature of the economic activity, and in many cases, the geography in which these economic activities take place.

The ESG Integration Guidelines includes a series of commitments, which are material to consideration of principal adverse sustainability impacts, and guides the internal ESG integration process. The proprietary ESG scoring framework includes an assessment of a number of adverse sustainability impacts caused by companies in which we invest. Outcome of this assessment may impact the valuation models as well as the portfolio construction depending on the severity and materiality of adverse impacts identified.

Thus, the Investment Manager considers principal adverse sustainability impacts throughout the investment process through the use of the internal ESG scores and construction of the portfolio with an improved ESG profile compared to its investment universe.

The Forward-looking perspective defines a set of objectives and developed performance indicators to measure how the researches, portfolios and commitments are aligned on three issues, the “3Es” (Energy transition, Environmental sustainability, Equality & inclusive growth) and thus support investment processes.

Furthermore, the Stewardship team regularly identifies adverse impacts through ongoing research, collaboration with other long-term investors, and dialogue with NGOs and other experts.

Actions to address or mitigate principal adverse sustainability impacts depend on the severity and materiality of these impacts. These actions are guided by the RBC Policy, ESG Integration Guidelines, and Engagement and Voting Policy which include the following provisions:

Principal adverse impacts are the most significant negative impacts of investment decisions on sustainability factors relating to environmental, social and employee matters, respect for human rights, anti-corruption and anti-bribery matters.

- Exclusion of issuers that are in violation of international norms and conventions and issuers that are involved in activities presenting an unacceptable risk to society and/or the environment;
- Engagement with issuers with the aim of encouraging them to improve their environmental, social and governance practices and, thus, mitigate potential adverse impacts;
- In case of equity holdings, voting at Annual General Meetings of companies the portfolio is invested in to promote good governance and advance environmental and social issues;
- Ensuring all securities included in the portfolio have supportive ESG research.
- Managing portfolios so that their aggregate ESG score is better than the relevant benchmark or universe.

Based on the above approach, and depending on the composition of the financial product's portfolio (i.e. the type of issuer), the financial product considers and addresses or mitigates the following principal adverse sustainability impacts:

Corporate mandatory indicators:

1. GreenHouse Gas (GHG) Emissions
2. Carbon footprint
3. GHG intensity of investee companies
4. Exposure to companies active in the fossil fuel sector
5. Share of non-renewable energy consumption and production
6. Energy consumption intensity per high impact climate sector
7. Activities negatively affecting biodiversity sensitive areas
8. Emissions to water
9. Hazardous waste ratio
10. Violations of UN Global Compact principles and Organisation for Economic Cooperation and Development (OECD) Guidelines for Multinational Enterprises
11. Lack of processes and compliance mechanisms to monitor compliance with UN Global Compact principles and OECD Guidelines for Multinational Enterprises
12. Unadjusted gender pay gap
13. Board gender diversity
14. Exposure to controversial weapons (anti-personnel mines, cluster munitions, chemical weapons and biological weapons)

Corporate voluntary indicators:

Environment

4. Investments in companies without carbon emission reduction initiatives

Social

4. Lack of a supplier code of conduct
9. Lack of a human rights policy

Sovereign mandatory indicators

15. GHG intensity
16. Investee countries subject to social violations

More detailed information on the manner in which principal adverse impacts on sustainability factors are considered can be found in the BNP PARIBAS ASSET MANAGEMENT [SFDR disclosure statement: sustainability risk integration and Principal Adverse Impacts considerations](#).

Regarding the "risk asset", to determine which PAI is considered and addressed or mitigated, the investment manager uses ESG methodology and disclosures of the reference benchmark.

The policy framework in order to analyse how principle adverse impacts are considered for the financial product mainly relies on the three following pillars:

- 1- Analysis of the embedded exclusion process leading the investment strategy to remove industries and behaviours that present a high risk of adverse impacts in violation of international norms and conventions and issuers that are involved in activities presenting an unacceptable risk to society and/or the environment;
- 2- How the ESG ratings used throughout the investment process include in their methodology consideration of principal adverse impacts on sustainability factors, and to what extent those ratings are used in the investment strategy;
- 3- Engagement and voting policy, when applicable

In addition, information on how the principal adverse impacts on sustainability factors have been considered over the year will be available in the annual report of the financial product.

No



What investment strategy does this financial product follow?

To achieve the investment objective of the financial product, the investment manager takes into account at each step of its investment process the Environmental, Social and Governance (ESG) criteria that the financial product promotes.

The investment universe of the financial product is thoroughly screened with a view to identify issuers that are in violation of the UN Global Compact Principles, OECD Guidelines for Multinational Enterprises and UN Guiding Principles on Business & Human Rights.

Then the Investment Manager integrates ESG ratings and criteria into the assessment of issuers. ESG ratings are built by BNP Paribas Asset Management's Sustainability Centre using a proprietary ESG methodology.

The investment manager constantly integrates the binding elements of the investment strategy described in the question below to construct an investment portfolio with an improved ESG profile compared to its investment universe.

Environmental, social and governance (ESG) criteria contribute to, but are not a determining factor in, the manager's decision-making.

The elements of the investment strategy to attain the environmental or social characteristics promoted by this financial product as described below are systematically integrated throughout the investment process.

● *What are the binding elements of the investment strategy used to select the investments to attain each of the environmental or social characteristics promoted by this financial product?*

- The minimum percentage of the "risky asset" which is exposed to the reference benchmark represents at least 50%
- The financial product reference benchmark portfolio shall comply with the eligible stock criteria by excluding companies involved in controversies due to poor practices related to human and labour rights, environment, and corruption, as well as companies operating in sensitive sectors (tobacco, coal, controversial weapons,...), as these companies are deemed to be in violation of international norms, or to cause unacceptable harm to society and/or the environment;

The investment strategy guides investment decisions based on factors such as investment objectives and risk tolerance.

- The financial product's reference benchmark investment universe shall be reduced by a minimum of 20% due to exclusion of securities with low ESG score and/or sector exclusions and/or other extra-financial criteria

● ***What is the committed minimum rate to reduce the scope of the investments considered prior to the application of that investment strategy?***

The financial product's reference benchmark portfolio of the investment strategy shall be reduced by a minimum of 20% due to exclusion of securities with low ESG score and/or sector exclusions and/or other extra-financial criteria.

● ***What is the policy to assess good governance practices of the investee companies?***

The reference benchmark ESG scoring framework assesses corporate governance such as sound management structures, employee relations, remuneration of staff and tax compliance through a core set of standard key performance indicators that look especially at board, pay, ownership and control, and accounting practices.

Further information on the reference benchmark, its composition, calculation and rules for periodical review and rebalancing and on the general methodology behind the ECPI indices can be found on: [ESG Indices - Qontigo](#).

Good governance practices include sound management structures, employee relations, remuneration of staff and tax compliance.



What is the asset allocation planned for this financial product?

Asset allocation describes the share of investments in specific assets.


The financial product is invested in "risky asset" through options instruments. Consequently, the asset allocation planned for this financial product, as well as any minimum proportion described below, are the ones of the derivative instruments such as listed options used on a continuous basis for achieving the investment policy.

Given the variable exposure to the "risky asset" in relation to the protection mechanism and the market conditions, and in accordance with the binding elements of the investment strategy of the financial product, the proportion of such investments used to meet the environmental or social characteristics promoted by the financial product will be between 0% and the maximum allocation to the "risky asset" enabled by the investment strategy. Within the reference benchmark itself, the minimum proportion of investments used to meet the environmental or social characteristics is expected to be higher than 50%.

The exact percentage of the investments of the financial product that attained the promoted environmental or social characteristics will be available in the annual report.

The minimum proportion of sustainable investments of the financial product is 0%.

The remaining proportion of the investments is mainly used as described under the question: "What investments are included under "#2 Other", what is their purpose and are there any minimum environmental or social safeguards?".



Taxonomy-aligned activities are expressed as a share of:

- **turnover** reflecting the share of revenue from green activities of investee companies
- **capital expenditure (CapEx)** showing the green investments made by investee companies, e.g. for a transition to a green economy.
- **operational expenditure (OpEx)** reflecting green operational activities of investee companies.

● *How does the use of derivatives attain the environmental or social characteristics promoted by the financial product?*

Financial derivative instruments such as options are used on a continuous basis for achieving the investment policy which promotes environmental or social characteristics. Moreover the securities physically held by the financial product, performance of which is swapped, respect minimum extra-financial safeguards.

Other derivative instruments may also be used for efficient portfolio management and hedging purposes. These instruments are not used to attain the environmental or social characteristics promoted by the product.



To what minimum extent are sustainable investments with an environmental objective aligned with the EU Taxonomy?

Not applicable.

● *Does the financial product invest in fossil gas and/or nuclear energy related activities that comply with the EU Taxonomy¹?*

Yes:

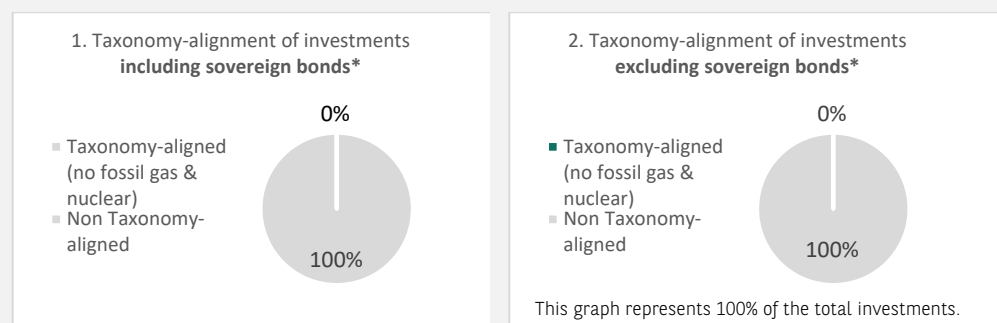
In fossil gas In nuclear energy

No

To comply with the EU Taxonomy, the criteria for **fossil gas** include limitations on emissions and switching to renewable power or low-carbon fuels by the end of 2035. For **nuclear energy**, the criteria include comprehensive safety and waste management rules.

¹ Fossil gas and/or nuclear related activities will only comply with the EU Taxonomy where they contribute to limiting climate change (“climate change mitigation”) and do not significantly harm an EU Taxonomy objective –see explanatory note in the left hand margin. The full criteria for fossil gas and nuclear energy economic activities that comply with the EU Taxonomy are laid down in Commission Delegated Regulation (EU) 2022/1214.

The two graphs below show in green the minimum percentage of investments that are aligned with the EU Taxonomy. As there is no appropriate methodology to determine the Taxonomy-alignment of sovereign bonds*, the first graph shows the Taxonomy alignment in relation to all the investments of the financial product including sovereign bonds, while the second graph shows the Taxonomy alignment only in relation to the investments of the financial product other than sovereign bonds.



* For the purpose of these graphs, 'sovereign bonds' consist of all sovereign exposures

● **What is the minimum share of investments in transitional and enabling activities?**

Not applicable.

Enabling activities directly enable other activities to make a substantial contribution to an environmental objective.

Transitional activities are activities for which low-carbon alternatives are not yet available and among others have greenhouse gas emission levels corresponding to the best performance.

are sustainable investments with an environmental objective that **do not take into account the criteria** for environmentally sustainable economic activities under the EU Taxonomy.



What is the minimum share of sustainable investments with an environmental objective that are not aligned with the EU Taxonomy?

Not applicable.



What is the minimum share of socially sustainable investments?

Not applicable.



What investments are included under "#2 Other", what is their purpose and are there any minimum environmental or social safeguards?

The remaining proportion of the investments may include:

- the proportion of assets that are not used to meet the environmental or social characteristics promoted by the financial product. These assets are used for investment purposes, or
- instruments which are mainly used for liquidity, efficient portfolio management, and/or hedging purposes, notably cash, deposits and derivatives.

In any case, the investment manager will ensure that those investments are made while maintaining the improvement of the ESG profile of the financial product. In addition, those investments are made in compliance with our internal processes, including the following minimum environmental or social safeguards:

- the risk management policy. The risk management policy comprises procedures as are necessary to enable the management company to assess for each financial product it manages the exposure of that product to market, liquidity, sustainability and counterparty risks. And
- the RBC policy, where applicable, through the exclusion of companies involved in controversies due to poor practices related to human and labour rights, environment, and corruption, as well as companies operating in sensitive sectors (tobacco, coal, controversial weapons, asbestos,...), as these companies are deemed to be in violation of international norms, or to cause unacceptable harm to society and/or the environment.



Is a specific index designated as a reference benchmark to determine whether this financial product is aligned with the environmental and/or social characteristics that it promotes?

The EuroStoxx 50 ESG Index has been designated as a reference benchmark for the purpose of attaining the environmental or social characteristics promoted by the financial product.

- ***How is the reference benchmark continuously aligned with each of the environmental or social characteristics promoted by the financial product?***

The environmental or social characteristics promoted by the financial product are directly linked to the ones of the reference benchmark as the "risky asset" part of the financial product is partially invested via the use of the reference benchmark.

The reference benchmark is rule-based and therefore continuously apply its methodology, including environmental or social characteristics.

However, there is no guarantee that extra-financial filter or criteria is applied at any moment. For instance, between two strategy reshuffles, if a company were deemed to not fulfil anymore an ESG criteria, it may be excluded only at the next reshuffle following the reference benchmark administrator rules

- ***How is the alignment of the investment strategy with the methodology of the index ensured on a continuous basis?***

The alignment of the investment strategy with the methodology of the index is intrinsic to the investment objective of the financial product which is to get partially exposed to the performance of the options implemented via the use of the reference benchmark

- ***How does the designated index differ from a relevant broad market index?***

The reference benchmark incorporates environmental or social criteria in its asset allocation methodology whereas a relevant broad market index does not and is usually market-capitalization weighted

- ***Where can the methodology used for the calculation of the designated index be found?***

The methodology used for the calculation of the reference benchmark can be found at: [ESG Indices - Qontigo](#)



Where can I find more product specific information online?

More product-specific information can be found on the website: www.bnpparibas-am.com after choosing the relevant country and directly in the section "Sustainability-related disclosures" dedicated to the product.

Template pre-contractual disclosure for the financial products referred to in Article 9, paragraphs 1 to 4a, of Regulation (EU) 2019/2088 and Article 5, first paragraph, of Regulation (EU) 2020/852

Product name: BNP PARIBAS Funds SMaRT FOOD

legal identifier: 213800YTNPCDGU4KGD79

SUSTAINABLE INVESTMENT OBJECTIVE

Does this financial product have a sustainable investment objective?

<input checked="" type="radio"/> <input checked="" type="radio"/> <input checked="" type="checkbox"/> Yes	<input checked="" type="radio"/> <input type="radio"/> <input type="checkbox"/> No
<p><input checked="" type="checkbox"/> It will make a minimum of sustainable investments with an environmental objective: 35%</p> <ul style="list-style-type: none"> <input type="checkbox"/> in economic activities that qualify as environmentally sustainable under the EU Taxonomy <input checked="" type="checkbox"/> in economic activities that do not qualify as environmentally sustainable under the EU Taxonomy <p><input checked="" type="checkbox"/> It will make a minimum of sustainable investments with a social objective: 1%</p>	<p><input type="checkbox"/> It promotes Environmental/Social (E/S) characteristics and while it does not have as its objective a sustainable investment, it will have a minimum proportion of ___% of sustainable investments</p> <ul style="list-style-type: none"> <input type="checkbox"/> with an environmental objective in economic activities that qualify as environmentally sustainable under the EU Taxonomy <input type="checkbox"/> with an environmental objective in economic activities that do not qualify as environmentally sustainable under the EU Taxonomy <input type="checkbox"/> with a social objective <p><input type="checkbox"/> It promotes E/S characteristics, but will not make any sustainable investments</p>

Sustainable investment means an investment in an economic activity that contributes to an environmental or social objective, provided that the investment does not significantly harm any environmental or social objective and that the investee companies follow good governance practices.

The **EU Taxonomy** is a classification system laid down in Regulation (EU) 2020/852, establishing a list of **environmentally sustainable economic activities**. That Regulation does not include a list of socially sustainable economic activities. Sustainable investments with an environmental objective might be aligned with the Taxonomy or not.



What is the sustainable investment objective of this financial product?

The sustainable investment objective of the BNP Paribas SMaRT Food is to help or accelerate the transition to a more sustainable economy by focusing on challenges related to the food value chain and nutrition.

At all times, this Product invests at least 75% of its assets in equities and/or equity equivalent securities issued by global companies that conduct a significant proportion of their business in the food supply chain and related or connected sectors with sustainable activities and processes.

The food value chain includes but is not limited to, growers and inputs, technology and logistics, food safety, sustainable packaging, distribution, basic foods and ingredients, value added foods.

No reference benchmark has been designated for the purpose of attaining the sustainable investment objective of the financial product.

● ***What sustainability indicators are used to measure the attainment of the sustainable investment objective of this financial product?***

The following sustainability indicators are used to measure the attainment of the sustainable investment objective of the financial product:

- The percentage of the financial product's portfolio invested in companies with at least a 20% of revenue, profit or invested capital aligned with the financial product's thematic;
- The percentage of the financial product's portfolio compliant with the BNP Paribas Asset Management Responsible Business Conduct Policy (RBC Policy);
- The percentage of the financial product's assets covered by the ESG analysis based on the proprietary Impax Fundamental Score ESG methodology (excluding ancillary liquid assets);
- The percentage of the financial product's portfolio invested in "sustainable investments" as defined in Article 2 (17) of the SFDR regulation.

● ***How do sustainable investments not cause significant harm to any environmental or social sustainable investment objective?***

In order to ensure that the sustainable investments that the financial product intends to make do not cause significant harm to any environmental or social sustainable objective, the financial product assesses each investment against a set of indicators of adverse impacts by conducting proprietary Fundamental ESG analysis for all portfolio holdings. The ESG analysis aims to identify the quality of governance structures, the most material environmental and social harms for a company or issuer and assesses how well these harms are addressed and managed. The Investment Manager seeks robust policies, processes, management systems and incentives as well as adequate disclosure, as applicable. Additionally, the Investment Manager assesses any past controversies identified. A proprietary aggregate ESG score is then assigned for each company or issuer taking into account the indicators as set out below, based on a qualitative judgement. Where sufficient ESG quality is not achieved, a company or issuer is excluded from the financial product's investable universe. The Investment Manager considers it important to engage with companies and issuers and to analyse company and issuer disclosures and reports. The ESG process is proprietary to the Investment Manager, although the Investment Manager uses external ESG-research as an input.

— ***How have the indicators for adverse impacts on sustainability factors been taken into account?***

Indicators for adverse impacts on sustainability factors have been taken into account in the Investment Manager's Fundamental ESG analysis as follows – the data considered, as prescribed by SFDR, by the Investment Manager to assess the relevant indicator is set out in the first paragraph under each indicator below:

Mandatory Indicators

GHG emissions, carbon footprint and GHG intensity of investee companies

Data considered: an investee company's absolute scope 1, 2 and 3 GHG emissions, and its enterprise value and revenue.

Sustainability indicators measure how the sustainable objectives of this financial product are attained.

Principal adverse impacts are the most significant negative impacts of investment decisions on sustainability factors relating to environmental, social and employee matters, respect for human rights, anti-corruption and anti-bribery matters.

Companies are tiered between those providing full disclosure of Scopes 1, 2, 3 emissions across the majority of their operations; reporting across all four pillars prescribed by the Task Force on Climate related Financial Disclosures (TCFD); having set stretching short-medium term target (3+ years), as well as a Net zero/Paris Agreement aligned/Science-based long term target (10-30 years) and detailed actions plans versus those with no emission disclosure in place, no targets and no clear commitment to setting one.

Exposure to companies active in the fossil fuel sector

Data considered: an investee company's exposure to fossil fuel revenues.

The Investment Manager evaluates a company's transition to a low carbon economy by working towards ambitious science-based Paris-aligned decarbonisation targets and by strategically phasing out any fossil fuel exposure.

Share of non-renewable energy consumption and production, and energy consumption intensity per high impact climate sector

Data considered: an investee company's total energy consumption and production as well as the consumption and production from non-renewable energy sources, and an investee company's output metric as the basis of energy intensity.

Companies are tiered between those providing state of the art management processes and reporting for all environmental key issues through certified management systems referencing international or industry standards, challenging long term and interim targets relevant to key issues, relevant KPIs and reporting aligned with internationally recognised frameworks prescribed by the International Sustainability Standards Board (ISSB), the Global Reporting Initiative (GRI) and the CDP, versus companies with limited management processes and reporting, for example providing only qualitative KPIs and anecdotal disclosures.

Activities negatively affecting biodiversity-sensitive areas

Data considered an investee company's sites/operations located in or near to biodiversity-sensitive areas.

The Investment Manager uses external tools and research as well as its own proprietary analysis in assessing companies' management of nature-related harms. The Investment Manager seeks investment in companies or issuers that have addressed the harm with robust policies, processes, management systems and incentives that are scaled appropriately to the importance of the harm. Site-level geolocation data and regional exposure are not always easily available or disclosed by companies and issuers. The Investment Manager engages with companies to achieve geo-location data and to assess the potential harm at the specific locations of interest, for example highlighting habitats of IUCN Red List species (the International Union for Conservation of Nature), protected areas and key biodiversity areas in the vicinity.

Emissions to water, and hazardous waste and radioactive waste ratio

Data considered: an investee company's generated tonnes of emissions to water, and tonnes of hazardous waste and radioactive waste.

Companies are tiered between those providing state of the art management processes and reporting for all environmental key issues through certified management systems referencing international or industry standards, challenging long term and interim targets relevant to key issues, relevant KPIs and reporting aligned with internationally recognised frameworks such as ISSB, GRI and CDP, versus companies with limited management processes and reporting, for example providing only qualitative KPIs and anecdotal disclosures.

Violations of UN Global Compact principles and Organisation for Economic Cooperation and Development (OECD) Guidelines for Multinational Enterprises

Data considered: an investee company's involvement in violations of the UNGC principles or OECD Guidelines for Multinational Enterprises.

The Investment Manager screens the Product's investments against adherence to global standards such as the UN Global Compact principles and OECD Guidelines for Multinational Enterprises. An external research provider is used to support this screening activity. A company found to be in breach of these international norms and standards is excluded from the investable universe and divested. Where a company is flagged for potential breaches, the Investment Manager will monitor and seek to engage, as appropriate.

Lack of processes and compliance mechanisms to monitor compliance with UN Global Compact principles and OECD Guidelines for Multinational Enterprises

Data considered: instances where an investee company is lacking policies to monitor compliance with the UNGC Principles or OECD Guidelines.

The Investment Manager uses external tools and research to ascertain the existence/non-existence of these policies and identify those companies that do not satisfy credible policy standards in all those areas that speak to UNGC principles or the OECD Guidelines.

Unadjusted gender pay gap

Data considered: an investee company's average gross hourly earnings of male paid employees and of female paid employees as a percentage of average gross hourly earnings of male paid employees.

Companies are assessed for their pay equity through review of the pay gap, where available, alongside a broader set of KPIs related to Equality, Diversity & Inclusion (ED&I). Companies are tiered between those demonstrating state of the art management processes and those with no ED&I disclosure.

Board gender diversity

Data considered: an investee company's number of women on the board of directors and percentage of board members that are female.

Companies are assessed for their board gender diversity alongside other key roles which influence company strategy alongside a broader set of metrics related to leadership diversity. Companies are tiered between those achieving 40%-60% women on the board and in executive management as well as demonstrating diversity in key roles and those with no women on the board or in executive management.

Exposure to controversial weapons (anti-personnel mines, cluster munitions, chemical weapons and biological weapons)

Data considered: an investee company's exposure to controversial weapons through business activity and ownership.

Companies are screened by business activity in an effort to ensure, using a combination of screen activity and the Investment Manager's qualitative judgement, that they are not involved in the activity of manufacturing or of manufacturing tailor-made components, using, repairing, putting up for sale, selling, distributing, importing or exporting, storing or transporting controversial or indiscriminate weapons such as anti-personnel mines, submunitions, inert ammunition and armour containing depleted uranium or any other industrial uranium, weapons containing white phosphorus, biological, chemical or nuclear weapons. The Investment Manager seeks to exclude all companies with any involvement in controversial weapons from investment and in addition uses qualitative judgement as part of the analysis. If the Investment Manager determines that one of these activities takes place within a subsidiary, the direct parent company is also considered to be involved in controversial weapons if it holds a majority equity interest in the subsidiary. Likewise, if one of the above-mentioned activities is determined to take place within a parent company, any majority-owned subsidiary of this parent company is also deemed to be involved.

Voluntary Indicators

Investments in companies without carbon emission reduction initiatives

Data considered: instances where an investee company is lacking of all of the following: near-term GHG reduction target, long-term GHG reduction target (10+ years), science-based GHG reduction target, Net Zero commitment.

The Investment Manager actively seeks to engage with companies to encourage the implementation of effective performance management systems, with the objective to establish GHG emissions baseline data (scope 1, 2 and 3), set science-based long-term carbon emission reduction targets with a viable action plan to deliver on these targets, and regularly report.

Water usage and recycling

Data considered: an investee company's operational water use (cubic meters of water consumed), and water management (percentage of water recycled and reused).

Companies are tiered between those providing state of the art management processes and reporting for all environmental key issues through certified management systems referencing international or industry standards, challenging long term and interim targets relevant to key issues, relevant KPIs and reporting aligned with internationally recognised frameworks such as ISSB, GRI and CDP, versus companies with limited management processes and reporting, for example providing only qualitative KPIs and anecdotal disclosures.

Number of convictions and amount of fines for violation of anti-corruption and anti-bribery laws

Data considered: an investee company's number of convictions per severity category in the past three to five years (three years for minor controversies or incidents; five years for more significant controversies or incidents).

The materiality and severity of convictions and fines for violation of anti-corruption and anti-bribery laws are reviewed as part of the Fundamental ESG analysis.

— — How are the sustainable investments aligned with the OECD Guidelines for Multinational Enterprises and the UN Guiding Principles on Business and Human Rights?

The Investment Manager uses a Global Standards Screening which assesses companies' impact on stakeholders and the extent to which a company causes, contributes or is linked to violations of international norms and standards. The underlying research provides assessments covering the OECD Guidelines for Multinational Enterprises and the UN's Global Compact Principles, as well as International Labour Organization's (ILO) Conventions, and the UN Guiding Principles on Business and Human Rights (UNGPs). A company found to be in breach of these international norms and standards is excluded from the investable universe and divested. Where a company is flagged for potential breaches, the Investment Manager will monitor and seek to engage, as appropriate.



Does this financial product consider principal adverse impacts on sustainability factors?

Yes

The Product considers principal adverse impacts on sustainability factors by identifying, assessing, and managing negative effects of portfolio-related investment decisions on environmental, social and employee matters, respect for human rights, and anti-bribery & corruption matters.

The following illustrates how this exposure is intended to be managed, once identified and assessed, taking into account each of the mandatory and voluntary indicators listed above.

1. All companies and other issuers must meet financial and ESG criteria before entering the Product's list of investable companies. When all the data is gathered, an ESG report is written and a proprietary aggregate ESG score assigned. Where sufficient ESG quality is not achieved, a company or issuer is excluded from the investable universe. In cases where a company has a low ESG score, but is not deemed to cause significant harm and is not excluded, the company will have a capped position size in the portfolio, for risk management reasons. The Investment Manager does not seek to exclude a certain number or percentage of companies or issuers, but rather seeks an absolute level of ESG quality based on a qualitative judgement.

2. Bottom-up company-specific engagement: As part of the Investment Manager's ongoing, proprietary company and issuer-level ESG analysis, it identifies company and issuer-specific matters and risks and actively engages with companies and issuers about these matters. For the bottom-up, company specific engagements, the objective is typically to solve or improve the issue that has been identified as part of ESG analysis and when that objective has been achieved, move to the next objective or pause the engagement.

Top-down strategic engagement: Every year the Investment Manager assesses and outlines the engagement priorities for the next 12 months. These priorities are based on market developments and emerging sustainability issues that are considered relevant and material for companies and issuers. The Investment Manager then identifies the companies and issuers which it considers are most exposed to these topics and focuses its engagement on specific companies and issuers. For the strategic engagement areas, the Investment Manager sets up specific steps as objectives that it seeks to reach with the engagements. The strategic engagement areas have analysts assigned as leads for each of the areas of engagement.

3. Where the Investment Manager identifies unmanaged risk, and its usual management approach to engagement fails to produce positive outcomes, its Escalation Policy takes hold.

If the Investment Manager views the investee company or issuer is unresponsive to engagement or unwilling to consider alternative options posing less significant risks to shareholders, the Investment Manager will escalate the dialogue by:

- Seeking alternative or more senior contacts within the company or issuer
- Intervening or engaging together with other shareholders
- Intervening or engaging together with other institutions or organisations (multi-stakeholder)
- Highlighting the issue and/or joint engagements regarding the issue through institutional platforms and/or
- Filing or co-filing resolutions at General Meetings

If interventions are unsuccessful and the Investment Manager considers that the risk profile of the company has significantly deteriorated or company strategy/governance structures have altered because of an incident, to a degree where the return outlook and the company's strategy and quality no longer meet expectations, the company would be excluded from the investable universe and/or sold.

Information on how the principal adverse impacts on sustainability factors have been considered over the year will be available in the annual report of the financial product.

No



What investment strategy does this financial product follow?

This Product is actively managed. The benchmark MSCI AC World (EUR) NR is used for performance comparison only. The Product is not benchmark constrained and its performance may deviate significantly from that of the benchmark.

The Product seeks to increase the value of its assets over the medium term by investing in shares issued by global companies which conduct their business in the sustainable food supply chain and related or connected sectors with sustainable activities and processes. The food value chain includes but is not limited to, growers and inputs, technology and logistics, food safety, sustainable packaging, distribution, basic foods and ingredients, value added foods.

It may be exposed to Mainland China by investing in China A Shares via the Stock Connect.

The Product may be exposed to emerging markets up to 30% of its assets, including exposure to China.

The investment team applies also BNP PARIBAS ASSET MANAGEMENT's sustainable Investment Policy, which takes into account Environmental, Social and Governance (ESG) criteria such as but not limited to reduction of emissions of greenhouse gas, respect of human rights, respect of minority shareholders rights, at each step of the investment process of the Product.

The Product follows the Thematic approach which means that the Product invests in companies that provide products and services providing concrete solutions to specific environmental and/or social challenges, seeking to benefit from future growth anticipated in these areas while contributing capital towards the transition towards a low-carbon, inclusive economy.

The approach is implemented in order to consistently eliminate at least 20% of the investment universe being companies belonging to the food supply chain.

An extra-financial strategy may comprise methodological limitations such as the ESG Investment Risk as defined by the asset manager.

Environmental, social and governance (ESG) criteria contribute to, but are not a determining factor in, the manager's decision making.

The elements of the investment strategy to attain the sustainable investment objective of this financial product as described below are systematically integrated throughout the investment process.

● *What are the binding elements of the investment strategy used to select the investments to attain the sustainable investment objective?*

- The financial product shall comply with the RBC Policy by excluding companies involved in controversies due to poor practices related to human and labor rights, environment, and corruption, as well as companies operating in sensitive sectors (tobacco, coal, controversial weapons, asbestos,...), as these companies are deemed to be in violation of international norms, or to cause unacceptable harm to society and/or the environment.

More information on the RBC Policy, and in particular criteria relating to sectoral exclusions, can be found on the website of the investment manager: [Sustainability documents - BNPP AM Corporate English \(bnpparibas-am.com\)](https://www.bnpparibas-am.com).

- The financial product shall invest in companies with at least a 20% of revenues aligned with the financial product's thematic;
- The financial product shall have at least 90% of its assets (excluding ancillary liquid assets) covered by the ESG analysis based on the proprietary Impax Fundamental Score ESG methodology;
- The financial product shall invest at least 85% of its portfolio in "sustainable investments" as defined in Article 2 (17) of the SFDR regulation. Criteria to qualify an investment as "sustainable investment" and the quantitative and qualitative thresholds are indicated in the main part of the Prospectus.

● *What is the policy to assess good governance practices of the investee companies?*

Pre investment

The investment strategy guides investment decisions based on factors such as investment objectives and risk tolerance.

Good governance practices include sound management structures, employee relations, remuneration of staff and tax compliance.

The Investment Manager analyses companies' governance structures taking into account what constitutes common and best global practice for governance and identifying potential outliers. Once the governance and other ESG analytical data is gathered, an ESG report is produced and a proprietary ESG score is assigned as part of the Fundamental ESG analysis as described above.

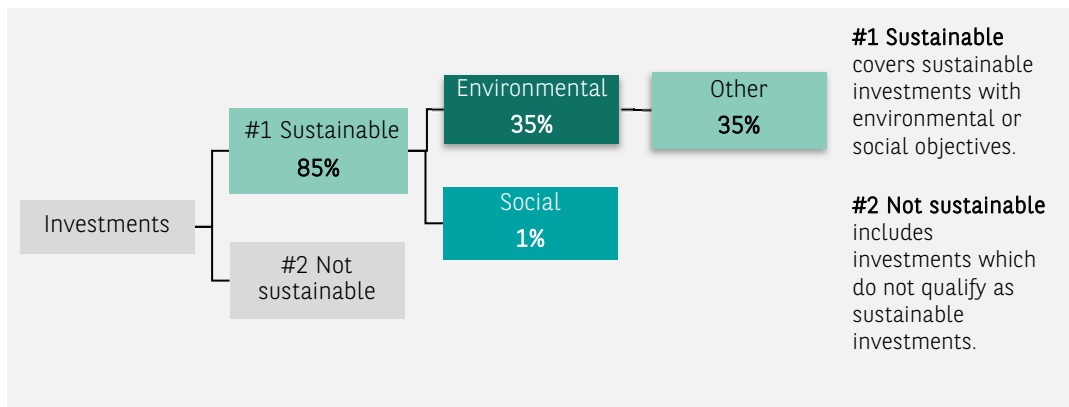
Post investment

The Investment Manager's proxy voting is predominantly related to governance issues such as the election of directors, board structures and management remuneration. When practicable, the Investment Manager seeks to engage with the investee company before voting against management's recommendation on an AGM resolution. The Investment Manager is also in dialogue with companies throughout the year to discuss and comment on proposed governance structures.



What is the asset allocation and the minimum share of sustainable investments?

The minimum proportion of the investments used to meet the sustainable investment objective in accordance with the binding elements of its investment strategy is 85%.



Asset allocation describes the share of investments in specific assets.

Taxonomy-aligned activities are expressed as a share of:

- **turnover** reflecting the share of revenue from green activities of investee companies
- **capital expenditure** (CapEx) showing the green investments made by investee companies, e.g. for a transition to a green economy.
- **operational expenditure** (OpEx) reflecting green operational activities of investee companies.

● **How does the use of derivatives attain the sustainable investment objective?**

Financial derivative instruments may be used for hedging and/or efficient portfolio management and/or investment purposes, if applicable. Either these instruments are not used to attain the sustainable investment objective of the product, or they are aligned with the sustainable investment objective of the financial product.



To what minimum extent are sustainable investments with an environmental objective aligned with the EU Taxonomy?

Not applicable.

To comply with the EU Taxonomy, the criteria for **fossil gas** include limitations on emissions and switching to renewable power or low-carbon fuels by the end of 2035. For **nuclear energy**, the criteria include comprehensive safety and waste management rules.

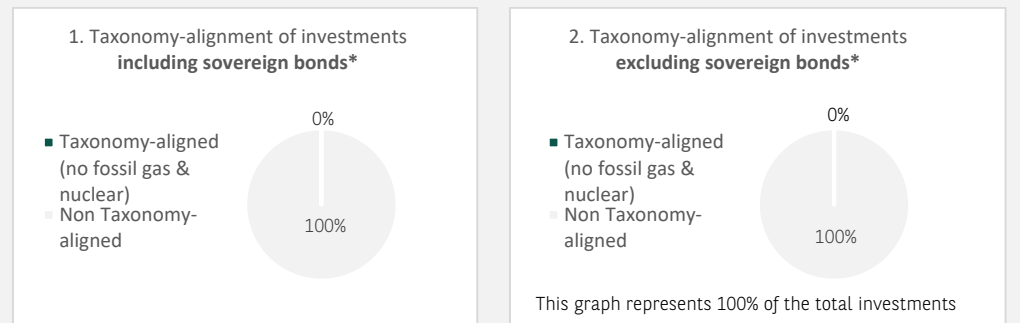
Enabling activities directly enable other activities to make a substantial contribution to an environmental objective.

Transitional activities are activities for which low-carbon alternatives are not yet available and among others have greenhouse gas emission levels corresponding to the best performance.

● **Does the financial product invest in fossil gas and/or nuclear energy related activities that comply with the EU Taxonomy¹?**

- Yes:
 - In fossil gas
 - In nuclear energy
- No

The two graphs below show in green the minimum percentage of investments that are aligned with the EU Taxonomy. As there is no appropriate methodology to determine the taxonomy-alignment of sovereign bonds*, the first graph shows the Taxonomy alignment in relation to all the investments of the financial product including sovereign bonds, while the second graph shows the Taxonomy alignment only in relation to the investments of the financial product other than sovereign bonds.



*For the purpose of these graphs, 'sovereign bonds' consist of all sovereign exposures

● **What is the minimum share of investments in transitional and enabling activities?**

Not applicable.

 are environmentally sustainable investments that **do not take into account the criteria** for environmentally sustainable economic activities under the EU Taxonomy.



What is the minimum share of sustainable investments with an environmental objective that are not aligned with the EU Taxonomy?

The minimum share of sustainable investments with an environmental objective that are not aligned with the EU Taxonomy is 35%.

The minimum share is intentionally low as the objective of the investment manager is not to prevent the product from investing in taxonomy-aligned activities within the framework of the investment strategy of the product.

¹ Fossil gas and/or nuclear related activities will only comply with the EU Taxonomy where they contribute to limiting climate change ("climate change mitigation") and do not significantly harm an EU Taxonomy objective –see explanatory note in the left hand margin. The full criteria for fossil gas and nuclear energy economic activities that comply with the EU Taxonomy are laid down in Commission Delegated Regulation (EU) 2022/1214.

The Management Company is improving its Taxonomy-alignment data collection to ensure the accuracy and suitability of its Taxonomy sustainability-related disclosures. In the meantime, the financial product will invest in sustainable investments with an environmental objective that are not aligned with the EU Taxonomy.



What is the minimum share of sustainable investments with a social objective?

The minimum share of socially sustainable investments within the financial product is 1%.



What investments are included under “#2 Not sustainable”, what is their purpose and are there any minimum environmental or social safeguards?

The remaining proportion of the investments is made in instruments used for liquidity and/or hedging purposes, such as cash, deposits and derivatives.

The investment manager will ensure that those investments are made while maintaining the sustainable investment objective of the financial product. In addition, those investments are made in compliance with our internal processes, including the following minimum environmental or social safeguards:

- the risk management policy. The risk management policy comprises procedures as are necessary to enable the management company to assess for each financial product it manages the exposure of that product to market, liquidity, sustainability and counterparty risks. And
- the RBC policy, where applicable, through the exclusion of companies involved in controversies due to poor practices related to human and labour rights, environment, and corruption, as well as companies operating in sensitive sectors (tobacco, coal, controversial weapons, asbestos,...), as these companies are deemed to be in violation of international norms, or to cause unacceptable harm to society and/or the environment.



Is a specific index designated as a reference benchmark to meet the sustainable investment objective?

No reference benchmark has been designated for the purpose of attaining the sustainable investment objective of the financial product.

- *How does the reference benchmark take into account sustainability factors in a way that is continuously aligned with the sustainable investment objective?*

Not applicable

- *How is the alignment of the investment strategy with the methodology of the index ensured on a continuous basis?*

Reference benchmarks are indexes to measure whether the financial product attains the sustainable investment objective.

Not applicable

- *How does the designated index differ from a relevant broad market index?*

Not applicable

- *Where can the methodology used for the calculation of the designated index be found?*

Not applicable



Where can I find more product specific information online?

More product-specific information can be found on the website: www.bnpparibas-am.com after choosing the relevant country and directly in the section "Sustainability-related disclosures" dedicated to the product.

Sustainable investment means an investment in an economic activity that contributes to an environmental or social objective, provided that the investment does not significantly harm any environmental or social objective and that the investee companies follow good governance practices.

The **EU Taxonomy** is a classification system laid down in Regulation (EU) 2020/852, establishing a list of **environmentally sustainable economic activities**. That Regulation does not include a list of socially sustainable economic activities. Sustainable investments with an environmental objective might be aligned with the Taxonomy or not.

SUSTAINABLE INVESTMENT OBJECTIVE

Does this financial product have a sustainable investment objective?

Yes

No

It will make a minimum of **sustainable investments with an environmental objective: %**

- in economic activities that qualify as environmentally sustainable under the EU Taxonomy
- in economic activities that do not qualify as environmentally sustainable under the EU Taxonomy

It will make a minimum of **sustainable investments with a social objective: 80%**

It promotes **Environmental/Social (E/S) characteristics** and while it does not have as its objective a sustainable investment, it will have a minimum proportion of ___% of sustainable investments

- with an environmental objective in economic activities that qualify as environmentally sustainable under the EU Taxonomy
- with an environmental objective in economic activities that do not qualify as environmentally sustainable under the EU Taxonomy
- with a social objective

It promotes E/S characteristics, but **will not make any sustainable investments**



What is the sustainable investment objective of this financial product?

The sustainable investment objective of the BNP Paribas Social Bond fund is to allocate capital to new and existing projects with positive social outcomes or a combination of both social and environmental benefits by investing in:

- 1) Social bonds issued by corporate, supranational, sovereign agencies, local entities and/or governments to finance socially sound and sustainable projects that achieve greater social benefits.

The eligible social project categories include, but are not limited to, providing and/or promoting:

- Affordable basic infrastructure (e.g. clean drinking water, sewers, sanitation, transport, energy);

- Access to essential services (e.g. health, education and vocational training, healthcare, financing and financial services);
 - Affordable housing;
 - Employment generation, and programs designed to prevent and/or alleviate unemployment stemming from socioeconomic crises;
 - Food security and sustainable food systems (e.g. physical, social, and economic access to safe, nutritious, and sufficient food that meets dietary needs and requirements; resilient agricultural practices; reduction of food loss and waste; and improved productivity of small-scale producers).
- 2) Sustainability bonds issued by corporate, supranational sovereign agencies, local entities and/or governments to finance a combination of both green and social projects.

Examples of the eligible social project categories are mentioned above. The eligible green project categories include, but are not limited to:

- Renewable energy (including production, transmission, appliances and products);
- Energy efficiency (such as in new and refurbished buildings, energy storage, district heating, smart grids, appliances and products);
- Clean transportation (such as electric, hybrid, public, rail, non-motorized, multi-modal transportation, infrastructure for clean energy vehicles and reduction of harmful emissions);
- Solutions for climate change (including efforts to make infrastructure more resilient to impacts of climate change, as well as information support systems, such as climate observation and early warning systems);
- Green buildings that meet regional, national or internationally recognized standards or certifications for environmental performance.

The selected social and sustainability bonds should comply with the principles formulated by the International Capital Market Association and receive a "POSITIVE" or "NEUTRAL" investment recommendation from the Sustainability Center following the issuer and underlying project assessment based on a proprietary Green/Social/Sustainability Bond Assessment methodology.

The sustainable investment objective of the financial product is social and therefore outside the scope of the environmental objectives defined by the EU Taxonomy.

No reference benchmark has been designated for the purpose of attaining the sustainable investment objective of the financial product.

● ***What sustainability indicators are used to measure the attainment of the sustainable investment objective of this financial product?***

The following sustainability indicators are used to measure the attainment of the sustainable investment objective promoted by the financial product:

- The percentage of the financial product's portfolio compliant with the RBC Policy;
- The percentage of the financial product's portfolio covered by the ESG analysis based on the ESG internal proprietary methodology;
- The percentage of the financial product's portfolio invested in green bonds compliant with the principles formulated by the International Capital Market Association and having a "POSITIVE" or "NEUTRAL" investment recommendation from the Sustainability Center;
- The percentage of the financial product's portfolio invested in "sustainable investments" as defined in Article 2 (17) of the SFDR.

Sustainability indicators measure how the sustainable objectives of this financial product are attained.

How do sustainable investments not cause significant harm to any environmental or social sustainable investment objective?

Sustainable investments that the product partially intends to make should not significantly harm any environmental or social objective (DNSH Principle). In this respect, the investment manager commits to consider principal adverse impacts on sustainability factors by taking into account indicators for adverse impacts as defined in SFDR, and to not invest in companies that do not meet their fundamental obligations in line with the OECD Guidelines and the UN Guiding Principles on Business and Human Rights.

How have the indicators for adverse impacts on sustainability factors been taken into account?

The investment manager ensures that throughout its investment process, the financial product takes into account all the principal adverse impact indicators that are relevant to its investment strategy to select the sustainable investments that the financial product partially intends to make by systematically implementing the sustainable investment pillars defined in the BNP Paribas Asset Management Global Sustainability Strategy (GSS) into its investment process; RBC policy, ESG integration guidelines, Stewardship, the forward-looking vision – the '3Es' (Energy transition, Environmental sustainability, Equality & Inclusive Growth).

The RBC policy establishes a common framework across investments and economic activities that help identify industries and behaviours presenting a high risk of adverse impacts in violation of international norms. As part of the RBC Policy, sector policies provide a tailored approach to identify and prioritize principal adverse impacts based on the nature of the economic activity, and in many cases, the geography in which these economic activities take place.

The ESG Integration Guidelines includes a series of commitments, which are material to consideration of principal adverse sustainability impacts, and guides the internal ESG integration process. The proprietary ESG scoring framework includes an assessment of a number of adverse sustainability impacts caused by companies in which we invest. Outcome of this assessment may impact the valuation models as well as the portfolio construction depending on the severity and materiality of adverse impacts identified.

Thus, the Investment Manager considers principal adverse sustainability impacts throughout the investment process through the use of the internal ESG scores and construction of the portfolio with an improved ESG profile compared to its investment universe.

The Forward-looking perspective defines a set of objectives and developed performance indicators to measure how the researches, portfolios and commitments are aligned on three issues, the "3Es" (Energy transition, Environmental sustainability, Equality & inclusive growth) and thus support investment processes.

Furthermore, the Stewardship team regularly identifies adverse impacts through ongoing research, collaboration with other long-term investors, and dialogue with NGOs and other experts.

The financial product considers and addresses or mitigates the following principal adverse sustainability impacts indicators:

Corporate mandatory indicators:

1. GreenHouse Gas (GHG) Emissions
2. Carbon footprint
3. GHG intensity of investee companies
4. Exposure to companies active in the fossil fuel sector
5. Share of non-renewable energy consumption and production
6. Energy consumption intensity per high impact climate sector
7. Activities negatively affecting biodiversity sensitive areas

Principal adverse impacts are the most significant negative impacts of investment decisions on sustainability factors relating to environmental, social and employee matters, respect for human rights, anti-corruption and anti-bribery matters.

- 8. Emissions to water
- 9. Hazardous waste ratio
- 10. Violations of UN Global Compact principles and Organisation for Economic Cooperation and Development (OECD) Guidelines for Multinational Enterprises
- 11. Lack of processes and compliance mechanisms to monitor compliance with UN Global Compact principles and OECD Guidelines for Multinational Enterprises
- 12. Unadjusted gender pay gap
- 13. Board gender diversity
- 14. Exposure to controversial weapons (anti-personnel mines, cluster munitions, chemical weapons and biological weapons)

Corporate voluntary indicators:

Environment

- 4. Investments in companies without carbon emission reduction initiatives

Social

- 4. Lack of a supplier code of conduct
- 9. Lack of a human rights policy

Sovereign mandatory indicators

- 15. GHG intensity
- 16. Investee countries subject to social violations

More detailed information on the manner in which principal adverse impacts on sustainability factors are considered can be found in the [BNP PARIBAS ASSET MANAGEMENT SFDR disclosure statement: sustainability risk integration and Principal Adverse Impacts considerations](#).

In addition, information on how the principal adverse impacts on sustainability factors have been considered over the year will be available in the annual report of the financial product.

— — — *How are the sustainable investments aligned with the OECD Guidelines for Multinational Enterprises and the UN Guiding Principles on Business and Human Rights?*

The investment universe of the financial product is periodically screened with a view to identify issuers that are potentially in violation or at risk of violation of the UN Global Compact Principles, OECD Guidelines for Multinational Enterprises and UN Guiding Principles on Business & Human Rights, including the principles and rights set out in the eight fundamental conventions identified in the Declaration of the International Labour Organisation on Fundamental Principles and Rights at Work and the International Bill of Human Rights. This assessment is conducted within the BNPP AM Sustainability Centre on the basis of internal analysis and information provided by external experts, and in consultation with BNP Paribas Group CSR Team. If an issuer is found to be in serious and repeated violations of any of the principles, it will be placed on an “exclusion list” and will not be available for investment. Existing investments should be divested from the portfolio according to an internal procedure. If an issuer is at risk of violating any of the principles, it is placed on a “watch list” monitored, as appropriate.



Does this financial product consider principal adverse impacts on sustainability factors?

✘ Yes

The product considers principal adverse impacts on sustainability factors by systematically implementing the sustainable investment pillars defined in the GSS into its investment process. These pillars are covered by firm-wide policies that set criteria to identify, consider and prioritise as well as address or mitigate adverse sustainability impacts caused by issuers.

The RBC policy establishes a common framework across investments and economic activities that help identify industries and behaviours presenting a high risk of adverse impacts in violation of international norms. As part of the RBC Policy, sector policies provide a tailored approach to identify and prioritize principal adverse impacts based on the nature of the economic activity, and in many cases, the geography in which these economic activities take place.

The ESG Integration Guidelines includes a series of commitments, which are material to consideration of principal adverse sustainability impacts, and guides the internal ESG integration process. The proprietary ESG scoring framework includes an assessment of a number of adverse sustainability impacts caused by companies in which we invest. Outcome of this assessment may impact the valuation models as well as the portfolio construction depending on the severity and materiality of adverse impacts identified.

Thus, the investment manager considers principal adverse sustainability impacts throughout the investment process through the use of the internal ESG scores and the construction of the portfolio with an improved ESG profile compared to its investment universe.

The Forward-looking perspective defines a set of objectives and developed performance indicators to measure how the researches, portfolios and commitments are aligned on three issues, the “3Es” (Energy transition, Environmental sustainability, Equality & inclusive growth) and thus support all investment processes.

Furthermore, the Stewardship team regularly identifies adverse impacts through ongoing research, collaboration with other long-term investors, and dialogue with NGOs and other experts.

Actions to address or mitigate principal adverse sustainability impacts depend on the severity and materiality of these impacts. These actions are guided by the RBC Policy, ESG Integration Policy, Engagement and Voting Policy and include the following:

- Exclusion of issuers that are in violation of international norms and conventions and issuers that are involved in activities presenting an unacceptable risk to society and/or the environment;
- Engagement with issuers with the aim of encouraging them to improve their environmental, social and governance practices and, thus, mitigate potential adverse impacts;
- In case of equity holdings, voting at Annual General Meetings of companies the portfolio is invested in to promote good governance and advance environmental and social issues.
- Ensuring all securities included in the portfolio have supportive ESG research.
- Managing portfolios so that their aggregate ESG score is better than the relevant benchmark or universe

Based on the above approach, and depending on the composition of the financial product's portfolio (i.e. type of issuer), the financial product considers and addresses or mitigates the following principal adverse sustainability impacts:

Corporate mandatory indicators:

1. GreenHouse Gas (GHG) Emissions
2. Carbon footprint
3. GHG intensity of investee companies
4. Exposure to companies active in the fossil fuel sector
5. Share of non-renewable energy consumption and production
6. Energy consumption intensity per high impact climate sector
7. Activities negatively affecting biodiversity sensitive areas
8. Emissions to water
9. Hazardous waste ratio
10. Violations of UN Global Compact principles and Organisation for Economic Cooperation and Development (OECD) Guidelines for Multinational Enterprises
11. Lack of processes and compliance mechanisms to monitor compliance with UN Global Compact principles and OECD Guidelines for Multinational Enterprises
12. Unadjusted gender pay gap
13. Board gender diversity
14. Exposure to controversial weapons (anti-personnel mines, cluster munitions, chemical weapons and biological weapons)

Corporate voluntary indicators:

Environment

4. Investments in companies without carbon emission reduction initiatives

Social

4. Lack of a supplier code of conduct
9. Lack of a human rights policy

Sovereign mandatory indicators

15. GHG intensity
16. Investee countries subject to social violations

More detailed information on the manner in which principal adverse impacts on sustainability factors are considered can be found in the BNPP AM [SFDR disclosure statement: sustainability risk integration and Principal Adverse Impacts considerations](#).

In addition, information on how the principal adverse impacts on sustainability factors have been considered over the year will be available in the annual report of the financial product.

No



What investment strategy does this financial product follow?

This Fund is actively managed. The benchmark Bloomberg Global Treasury Euro Hedged 3-7 years is used for performance comparison only. The Fund is not benchmark constrained and its performance may deviate significantly from that of the benchmark.

The Fund aims at investing in bonds issued by entities supporting projects with positive social and sustainability outcomes.

The Fund invests in Social Bonds and Sustainability Bonds, which are in line with the internal methodology developed by our Sustainability Centre.

After hedging, the Fund's exposure to currencies other than EUR may not exceed 5%.

The investment strategy guides investment decisions based on factors such as investment objectives and risk tolerance.

The investment team applies also BNP PARIBAS ASSET MANAGEMENT Sustainable Investment Policy, which takes into account Environmental, Social and Governance (ESG) criteria in the investments of the Fund. The Fund invests at least 90% of its assets (excluding investments in cash and cash equivalents) in securities issued by issuers that have an ESG score assessed using the internal methodology.

The elements of the investment strategy to attain the sustainable investment objective of this financial product as described below are systematically integrated throughout the investment process.

● ***What are the binding elements of the investment strategy used to select the investments to attain the sustainable investment objective?***

- The financial product shall comply with the RBC Policy by excluding companies involved in controversies due to poor practices related to human and labor rights, environment, and corruption, as well as companies operating in sensitive sectors (tobacco, coal, controversial weapons, asbestos,...), as these companies are deemed to be in violation of international norms, or to cause unacceptable harm to society and/or the environment;

More information on the RBC Policy, and in particular criteria relating to sectoral exclusions, can be found on the website of the investment manager: Sustainability documents – BNPP AM Corporate English (bnpparibas-am.com);

- The financial product shall have at least 90% of its assets (excluding ancillary assets) covered by the ESG analysis based on the proprietary ESG methodology;
- The financial product shall invest in green bonds compliant with the principles formulated by the International Capital Market Association and having a “POSITIVE” or “NEUTRAL” investment recommendation from the Sustainability Center;
- The financial product shall invest at least 80% of its assets in “sustainable investments” as defined in Article 2 (17) of the SFDR regulation . Criteria to qualify an investment as “sustainable investment” are indicated in the above question *“What are the objectives of the sustainable investments that the financial product partially intends to make and does the sustainable investments contribute to such objectives”* and the quantitative and qualitative thresholds are mentioned in the main part of the Prospectus.

● ***What is the policy to assess good governance practices of the investee companies?***

The ESG scoring framework assesses corporate governance through a core set of standard key performance indicators for all sectors supplemented by sector specific metrics.

The governance metrics and indicators to assess good governance practices such as sound management structures, employee relations, remuneration of staff and tax compliance, include but are not limited to:

- Separation of power (e.g. Split CEO/Chair),
- Board diversity,
- Executive pay (remuneration policy),
- Board Independence, and key committees independence
- Accountability of directors,
- Financial expertise of the Audit Committee,
- Respect of shareholders rights and absence of antitakeover devices
- The presence of appropriate policies (i.e. Bribery and corruption, whistleblower),
- Tax disclosure,
- An assessment of prior negative incidents relating to governance.

The ESG analysis goes beyond the framework to look at a more qualitative assessment of how the insights from our ESG model are reflected in the culture and operations of investee companies. In some cases, the ESG analysts will conduct due diligence meetings to better understand the company’s approach to corporate governance.

Good governance practices include sound management structures, employee relations, remuneration of staff and tax compliance.



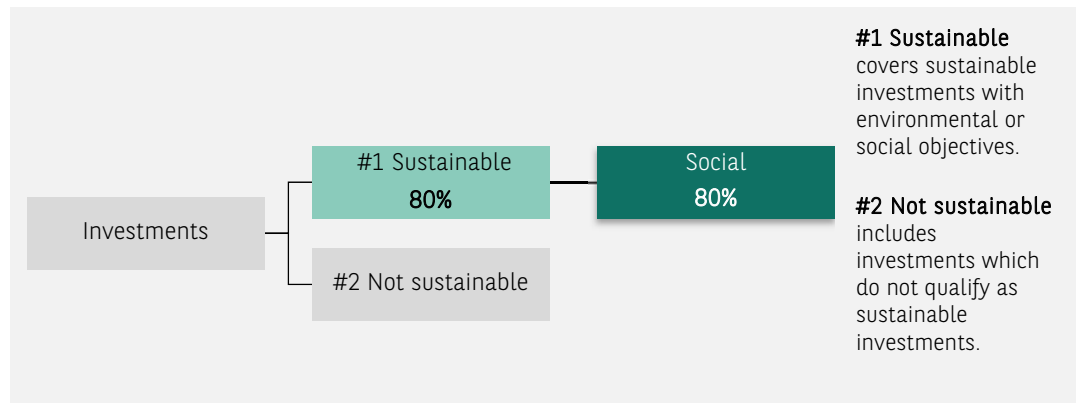
What is the asset allocation and the minimum share of sustainable investments?

The minimum proportion of the investments used to meet the sustainable investment objective in accordance with the binding elements of its investment strategy is 80%.

Asset allocation describes the share of investments in specific assets.

Taxonomy-aligned activities are expressed as a share of:

- **turnover** reflecting the share of revenue from green activities of investee companies
- **capital expenditure** (CapEx) showing the green investments made by investee companies, e.g. for a transition to a green economy.
- **operational expenditure** (OpEx) reflecting green operational activities of investee companies.



- #1 Sustainable** covers sustainable investments with environmental or social objectives.
- #2 Not sustainable** includes investments which do not qualify as sustainable investments.

● *How does the use of derivatives attain the sustainable investment objective?*

Financial derivative instruments may be used for hedging and/or efficient portfolio management and/or investment purposes. Either these instruments are not used to attain the sustainable investment objective of the product, or they are aligned with the sustainable investment objective of the financial product.



To what minimum extent are sustainable investments with an environmental objective aligned with the EU Taxonomy?

Not applicable

● *Does the financial product invest in fossil gas and/or nuclear energy related activities that comply with the EU Taxonomy¹?*

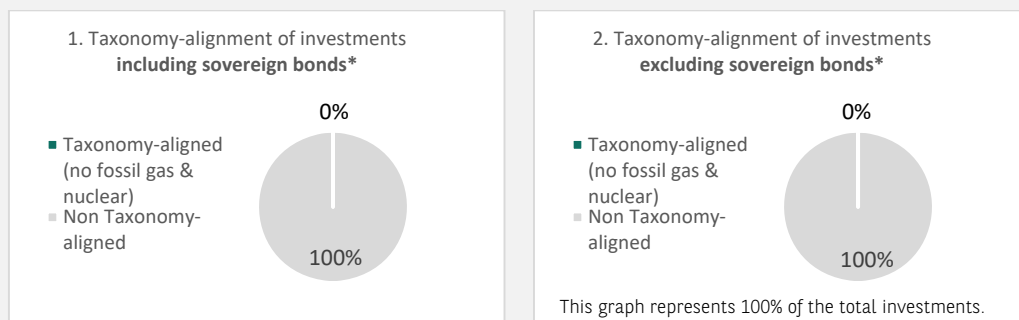
- Yes:
- In fossil gas In nuclear energy
- No

¹ Fossil gas and/or nuclear related activities will only comply with the EU Taxonomy where they contribute to limiting climate change ("climate change mitigation") and do not significantly harm an EU Taxonomy objective –see explanatory note in the left hand margin. The full criteria for fossil gas and nuclear energy economic activities that comply with the EU Taxonomy are laid down in Commission Delegated Regulation (EU) 2022/1214.

Enabling activities directly enable other activities to make a substantial contribution to an environmental objective.

Transitional activities are activities for which low-carbon alternatives are not yet available and among others have greenhouse gas emission levels corresponding to the best performance.

The two graphs below show in green the minimum percentage of investments that are aligned with the EU Taxonomy. As there is no appropriate methodology to determine the taxonomy-alignment of sovereign bonds*, the first graph shows the Taxonomy alignment in relation to all the investments of the financial product including sovereign bonds, while the second graph shows the Taxonomy alignment only in relation to the investments of the financial product other than sovereign bonds.



*For the purpose of these graphs, 'sovereign bonds' consist of all sovereign exposures

- What is the minimum share of investments in transitional and enabling activities?

Not applicable

are environmentally sustainable investments that **do not take into account the criteria** for environmentally sustainable economic activities under the EU –



- What is the minimum share of sustainable investments with an environmental objective that are not aligned with the EU Taxonomy?

Not applicable



- What is the minimum share of sustainable investments with a social objective?

The minimum share of socially sustainable investments within the financial product is 80%.



- What investments are included under “#2 Not sustainable”, what is their purpose and are there any minimum environmental or social safeguards?

The remaining proportion of the investments is made in instruments used for liquidity and/or hedging purposes, such as cash, deposits and derivatives.

The investment manager will ensure that those investments are made while maintaining the sustainable investment objective of the financial product. In addition, those investments are made

in compliance with our internal processes, including the following minimum environmental or social safeguards:

- the risk management policy. The risk management policy comprises procedures as are necessary to enable the management company to assess for each financial product it manages the exposure of that product to market, liquidity, sustainability and counterparty risks. And
- the RBC policy, where applicable, through the exclusion of companies involved in controversies due to poor practices related to human and labour rights, environment, and corruption, as well as companies operating in sensitive sectors (tobacco, coal, controversial weapons, asbestos,...), as these companies are deemed to be in violation of international norms, or to cause unacceptable harm to society and/or the environment.



Is a specific index designated as a reference benchmark to meet the sustainable investment objective?

No reference benchmark has been designated for the purpose of attaining the sustainable investment objective of the financial product.

- *How does the reference benchmark take into account sustainability factors in a way that is continuously aligned with the sustainable investment objective?*

Not applicable

- *How is the alignment of the investment strategy with the methodology of the index ensured on a continuous basis?*

Not applicable

- *How does the designated index differ from a relevant broad market index?*

Not applicable

- *Where can the methodology used for the calculation of the designated index be found?*

Not applicable



Where can I find more product specific information online?

More product-specific information can be found on the website: www.bnpparibas-am.com after choosing the relevant country and directly in the section "Sustainability-related disclosures" dedicated to the product.

Template pre-contractual disclosure for the financial products referred to in Article 9, paragraphs 1 to 4a, of Regulation (EU) 2019/2088 and Article 5, first paragraph, of Regulation (EU) 2020/852

Product name: BNP Paribas Funds Sustainable Asian Cities Bond

Legal entity identifier: 213800BBDQKK3SP43W25

Sustainable investment means an investment in an economic activity that contributes to an environmental or social objective, provided that the investment does not significantly harm any environmental or social objective and that the investee companies follow good governance practices.

The **EU Taxonomy** is a classification system laid down in Regulation (EU) 2020/852, establishing a list of **environmentally sustainable economic activities**. That Regulation does not include a list of socially sustainable economic activities. Sustainable investments with an environmental objective might be aligned with the Taxonomy or not.

SUSTAINABLE INVESTMENT OBJECTIVE

Does this financial product have a sustainable investment objective?

Yes

No

It will make a minimum of sustainable investments with an environmental objective: 60%

in economic activities that qualify as environmentally sustainable under the EU Taxonomy

in economic activities that do not qualify as environmentally sustainable under the EU Taxonomy

It will make a minimum of sustainable investments with a social objective: 1%

It promotes Environmental/Social (E/S) characteristics and while it does not have as its objective a sustainable investment, it will have a minimum proportion of ___% of sustainable investments

with an environmental objective in economic activities that qualify as environmentally sustainable under the EU Taxonomy

with an environmental objective in economic activities that do not qualify as environmentally sustainable under the EU Taxonomy

with a social objective

It promotes E/S characteristics, but will not make any sustainable investments



What is the sustainable investment objective of this financial product?

The sustainable investment objective of the BNP Paribas Sustainable Asian Cities Bond fund is to invest in the fixed income securities issued by entities (both private and public) determined, based on a proprietary methodology, to have relevant contributions in making urban centres in Asia more sustainable.

The concept of Sustainable Asian Cities is multi-sector and multi-aspect, with a major focus on five sustainable development areas:

- Enhancing urban mobility within and across cities, with a preference for low-carbon options e.g. public transport;

- Improving Asian cities' basic infrastructure to operate and thrive, as well as improving cities' resilience to extreme weather events such as, but not limited to, storm water management or flood protection;
- Promoting integrated development to balance a mix of social, economic, nature-based activities such as, but not limited to, city's special economic zones or urban wetland installation;
- Building health and education facilities to increase provision and improve access to healthcare and education;
- Supporting innovative and technological solutions to support sustainable development of cities.

The product attains its sustainable objective by investing in:

- 1) Sustainable labelled bonds (i.e., green, social, sustainability and sustainability-linked bonds) issued by corporate and government-related issuers domiciled in or exercising the predominant part of their economic activity in Asian countries. The selected bonds should comply with the principles formulated by the International Capital Market Association and receive a "POSITIVE" or "NEUTRAL" investment recommendation from the Sustainability Centre following the issuer and underlying project assessment based on a proprietary Green/Social/Sustainability Bond Assessment methodology.
- 2) Non-labelled bonds issued by corporate and public entities domiciled in or exercising the predominant part of their economic activity in Asian countries that contribute to the development of sustainable Asian cities through their products, services and solutions. The selected issuers should derive at least 20% of their revenues from economic activities that directly contribute to or potentially enable the development of sustainable Asian cities, according to the internal sustainable investment methodology.

The sustainable investment objective of the financial product is social and therefore outside the scope of the environmental objectives defined by the EU Taxonomy.

No reference benchmark has been designated for the purpose of attaining the sustainable investment objective of the financial product.

● ***What sustainability indicators are used to measure the attainment of the sustainable investment objective of this financial product?***

The following sustainability indicators are used to measure the attainment of the sustainable objective of the financial product:

- The percentage of the financial product's portfolio compliant with the RBC Policy;
- The percentage of the financial product's portfolio covered by the ESG analysis based on the ESG internal proprietary methodology ;
- The percentage of the financial product's portfolio invested in "sustainable investments" as defined in Article 2 (17) of the SFDR regulation.

● ***How do sustainable investments not cause significant harm to any environmental or social sustainable investment objective?***

Sustainable investments that the product partially intends to make should not significantly harm any environmental or social objective (DNSH Principle). In this respect, the investment manager commits to consider principal adverse impacts on sustainability factors by taking into account indicators for adverse impacts as defined in SFDR, and to not invest in companies that do not meet their fundamental obligations in line with the OECD Guidelines and the UN Guiding Principles on Business and Human Rights.

Sustainability indicators measure how the sustainable objectives of this financial product are attained.

Principal adverse impacts are the most significant negative impacts of investment decisions on sustainability factors relating to environmental, social and employee matters, respect for human rights, anti-corruption and anti-bribery matters.

How have the indicators for adverse impacts on sustainability factors been taken into account?

The investment manager ensures that throughout its investment process, the financial product takes into account principal adverse impact indicators that are relevant to its investment strategy to select the sustainable investments that the financial product partially intends to make by systematically implementing the sustainable investment pillars defined in the BNP Paribas Asset Management Global Sustainability Strategy (GSS) into its investment process; RBC policy, ESG integration guidelines, Stewardship, the forward-looking vision – the '3Es' (Energy transition, Environmental sustainability, Equality & Inclusive Growth).

The RBC policy establishes a common framework across investments and economic activities that help identify industries and behaviours presenting a high risk of adverse impacts in violation of international norms. As part of the RBC Policy, sector policies provide a tailored approach to identify and prioritize principal adverse impacts based on the nature of the economic activity, and in many cases, the geography in which these economic activities take place.

The ESG Integration Guidelines includes a series of commitments, which are material to consideration of principal adverse sustainability impacts, and guides the internal ESG integration process. The proprietary ESG scoring framework includes an assessment of a number of adverse sustainability impacts caused by companies in which we invest. Outcome of this assessment may impact the valuation models as well as the portfolio construction depending on the severity and materiality of adverse impacts identified.

Thus, the Investment Manager considers principal adverse sustainability impacts throughout the investment process through the use of the internal ESG scores and construction of the portfolio with an improved ESG profile compared to its investment universe.

The Forward-looking perspective defines a set of objectives and developed performance indicators to measure how the researches, portfolios and commitments are aligned on three issues, the "3Es" (Energy transition, Environmental sustainability, Equality & inclusive growth) and thus support investment processes.

Furthermore, the Stewardship team regularly identifies adverse impacts through ongoing research, collaboration with other long-term investors, and dialogue with NGOs and other experts.

The financial product considers and addresses or mitigates the following principal adverse sustainability impacts indicators:

Corporate mandatory indicators:

1. GreenHouse Gas (GHG) Emissions
2. Carbon footprint
3. GHG intensity of investee companies
4. Exposure to companies active in the fossil fuel sector
5. Share of non-renewable energy consumption and production
6. Energy consumption intensity per high impact climate sector
7. Activities negatively affecting biodiversity sensitive areas
8. Emissions to water
9. Hazardous waste ratio
10. Violations of UN Global Compact principles and Organisation for Economic Cooperation and Development (OECD) Guidelines for Multinational Enterprises
11. Lack of processes and compliance mechanisms to monitor compliance with UN Global Compact principles and OECD Guidelines for Multinational Enterprises
12. Unadjusted gender pay gap
13. Board gender diversity
14. Exposure to controversial weapons (anti-personnel mines, cluster munitions, chemical weapons and biological weapons)

Corporate voluntary indicators:

Environment

4. Investments in companies without carbon emission reduction initiatives

Social

4. Lack of a supplier code of conduct

9. Lack of a human rights policy

Sovereign mandatory indicators

15. GHG intensity

16. Investee countries subject to social violations

More detailed information on the manner in which principal adverse impacts on sustainability factors are considered can be found in the BNP PARIBAS ASSET MANAGEMENT [SFDR disclosure statement: sustainability risk integration and Principal Adverse Impacts considerations](#).

In addition, information on how the principal adverse impacts on sustainability factors have been considered over the year will be available in the annual report of the financial product.

— — — *How are the sustainable investments aligned with the OECD Guidelines for Multinational Enterprises and the UN Guiding Principles on Business and Human Rights?*

The investment universe of the financial product is periodically screened with a view to identify issuers that are potentially in violation or at risk of violation of the UN Global Compact Principles, OECD Guidelines for Multinational Enterprises and UN Guiding Principles on Business & Human Rights, including the principles and rights set out in the eight fundamental conventions identified in the Declaration of the International Labour Organisation on Fundamental Principles and Rights at Work and the International Bill of Human Rights. This assessment is conducted within the BNPP AM Sustainability Centre on the basis of internal analysis and information provided by external experts, and in consultation with BNP Paribas Group CSR Team. If an issuer is found to be in serious and repeated violations of any of the principles, it will be placed on an "exclusion list" and will not be available for investment. Existing investments should be divested from the portfolio according to an internal procedure. If an issuer is at risk of violating any of the principles, it is placed on a "watch list" monitored, as appropriate.



Does this financial product consider principal adverse impacts on sustainability factors?

Yes

The product considers principal adverse impacts on sustainability factors by systematically implementing the sustainable investment pillars defined in the GSS into its investment process. These pillars are covered by firm-wide policies that set criteria to identify, consider and prioritise as well as address or mitigate adverse sustainability impacts caused by issuers.

The RBC policy establishes a common framework across investments and economic activities that help identify industries and behaviours presenting a high risk of adverse impacts in violation of international norms. As part of the RBC Policy, sector policies provide a tailored approach to identify and prioritize principal adverse impacts based on the nature of the economic activity, and in many cases, the geography in which these economic activities take place.

The ESG Integration Guidelines includes a series of commitments, which are material to consideration of principal adverse sustainability impacts, and guides the internal ESG integration process. The proprietary ESG scoring framework includes an assessment of a number of adverse sustainability impacts caused by companies in which we invest. Outcome of this assessment may impact the valuation

models as well as the portfolio construction depending on the severity and materiality of adverse impacts identified.

Thus, the investment manager considers principal adverse sustainability impacts throughout the investment process through the use of the internal ESG scores and the construction of the portfolio with an improved ESG profile compared to its investment universe.

The Forward-looking perspective defines a set of objectives and developed performance indicators to measure how the researches, portfolios and commitments are aligned on three issues, the "3Es" (Energy transition, Environmental sustainability, Equality & inclusive growth) and thus support all investment processes.

Furthermore, the Stewardship team regularly identifies adverse impacts through ongoing research, collaboration with other long-term investors, and dialogue with NGOs and other experts.

Actions to address or mitigate principal adverse sustainability impacts depend on the severity and materiality of these impacts. These actions are guided by the RBC Policy, ESG Integration Policy, Engagement and Voting Policy and include the following:

- Exclusion of issuers that are in violation of international norms and conventions and issuers that are involved in activities presenting an unacceptable risk to society and/or the environment;
- Engagement with issuers with the aim of encouraging them to improve their environmental, social and governance practices and, thus, mitigate potential adverse impacts;
- In case of equity holdings, voting at Annual General Meetings of companies the portfolio is invested in to promote good governance and advance environmental and social issues.
- Ensuring all securities included in the portfolio have supportive ESG research.
- Managing portfolios so that their aggregate ESG score is better than the relevant benchmark or universe

Based on the above approach, and depending on the composition of the financial product's portfolio (i.e. the type of issuer), the financial product considers and addresses or mitigates the following principal adverse sustainability impacts:

Corporate mandatory indicators:

1. GreenHouse Gas (GHG) Emissions
2. Carbon footprint
3. GHG intensity of investee companies
4. Exposure to companies active in the fossil fuel sector
5. Share of non-renewable energy consumption and production
6. Energy consumption intensity per high impact climate sector
7. Activities negatively affecting biodiversity sensitive areas
8. Emissions to water
9. Hazardous waste ratio
10. Violations of UN Global Compact principles and Organisation for Economic Cooperation and Development (OECD) Guidelines for Multinational Enterprises
11. Lack of processes and compliance mechanisms to monitor compliance with UN Global Compact principles and OECD Guidelines for Multinational Enterprises
12. Unadjusted gender pay gap
13. Board gender diversity
14. Exposure to controversial weapons (anti-personnel mines, cluster munitions, chemical weapons and biological weapons)

Corporate voluntary indicators:

Environment

4. Investments in companies without carbon emission reduction initiatives

Social

4. Lack of a supplier code of conduct

9. Lack of a human rights policy

Sovereign mandatory indicators

15. GHG intensity

16. Investee countries subject to social violations

More detailed information on the manner in which principal adverse impacts on sustainability factors are considered can be found in the BNP PARIBAS ASSET MANAGEMENT [SFDR disclosure statement: sustainability risk integration and Principal Adverse Impacts considerations](#).

In addition, information on how the principal adverse impacts on sustainability factors have been considered over the year will be available in the annual report of the financial product.

No



What investment strategy does this financial product follow?

This Fund is actively managed. The benchmark J.P. Morgan Asia Credit is used for performance comparison only. The Fund is not benchmark constrained and its performance may deviate significantly from that of the benchmark.

The Fund seeks to increase the value of its assets over the medium term by investing in debt securities issued by Asian entities supporting the development of Sustainable Asian Cities.

The concept of Sustainable Asian Cities is multi-sector and multi-aspect, where investments can be broadly about these five aspects:

- Enhancing urban mobility within and across cities, with a preference for low-carbon options e.g. public transport
- Improving cities' basic infrastructure to operate and thrive, as well as improving cities' resilience to extreme weather events
- Promoting integrated development to balance a mix of social, economic, nature-based activities
- Building health and education facilities to increase provision and improve access to healthcare and education
- Supporting innovative and technological solutions to support sustainable development of cities.

The investment universe of this Fund is made up of sustainable labelled bonds and non-labelled bonds from issuers domiciled in, or exercising the predominant part of their economic activity in, Asian countries (such as, but not limited to, China, Indonesia, Korea).

The Fund follows the Thematic approach in investing in companies that provide products and services providing concrete solutions to specific environmental and/or social challenges, seeking to benefit from future growth anticipated in these areas while contributing capital towards the transition towards a low-carbon, inclusive economy.

The selected issuers, according to the proprietary methodology, must have at least 20% of their revenues in the activities, which are directly contributing to the theme, and/or potentially enablers of the above concept.

The Fund invests at least 90% of its assets (excluding investments in cash and cash equivalents) in securities issued by issuers that have an ESG score or assessment using the investment manager internal methodology.

The investment team applies also BNP PARIBAS ASSET MANAGEMENT's sustainable Investment Policy, which takes into account Environmental, Social and Governance (ESG) criteria such as but not limited to reduction of emissions of greenhouse gas, respect of human rights, respect of minority shareholders rights, at each step of the investment process of the Fund.

The investment strategy guides investment decisions based on factors such as investment objectives and risk tolerance.

An extra-financial strategy may comprise methodological limitations such as the ESG Investment Risk as defined by the asset manager. The Fund achieves this objective by investing in debt securities that are validated by the Sustainability Centre of BNPP AM.

The elements of the investment strategy to attain the sustainable investment objective of this financial product as described below are systematically integrated throughout the investment process.

● ***What are the binding elements of the investment strategy used to select the investments to attain the sustainable investment objective?***

- The financial product shall comply with the RBC Policy by excluding companies involved in controversies due to poor practices related to human and labor rights, environment, and corruption, as well as companies operating in sensitive sectors (tobacco, coal, controversial weapons, asbestos,...), as these companies are deemed to be in violation of international norms, or to cause unacceptable harm to society and/or the environment;

More information on the RBC Policy, and in particular criteria relating to sectoral exclusions, can be found on the website of the investment manager: [Sustainability documents - BNPP AM Corporate English \(bnpparibas-am.com\)](https://www.bnpparibas-am.com/en/sustainability);

- The financial product shall have at least 90% of its assets (excluding ancillary assets) covered by the ESG analysis based on the proprietary ESG methodology;
- The financial product shall invest at least 80% of its assets in “sustainable investments” as defined in Article 2 (17) of the SFDR regulation Criteria to qualify an investment as “sustainable investment” are indicated in the above question “*What are the objectives of the sustainable investments that the financial product partially intends to make and does the sustainable investments contribute to such objectives*” and the quantitative and qualitative thresholds are mentioned in the main part of the Prospectus

● ***What is the policy to assess good governance practices of the investee companies?***

The ESG scoring framework assesses corporate governance through a core set of standard key performance indicators for all sectors supplemented by sector specific metrics.

The governance metrics and indicators to assess good governance practices such as sound management structures, employee relations, remuneration of staff and tax compliance, include but are not limited to:

- Separation of power (e.g. Split CEO/Chair),
- Board diversity,
- Executive pay (remuneration policy),
- Board Independence, and key committees independence
- Accountability of directors,
- Financial expertise of the Audit Committee,
- Respect of shareholders rights and absence of antitakeover devices
- The presence of appropriate policies (i.e. Bribery and corruption, whistleblower),
- Tax disclosure,
- An assessment of prior negative incidents relating to governance.

The ESG analysis goes beyond the framework to look at a more qualitative assessment of how the insights from our ESG model are reflected in the culture and operations of investee companies. In some cases, the ESG analysts will conduct due diligence meetings to better understand the company's approach to corporate governance.

Good governance practices include sound management structures, employee relations, remuneration of staff and tax compliance.



What is the asset allocation and the minimum share of sustainable investments?

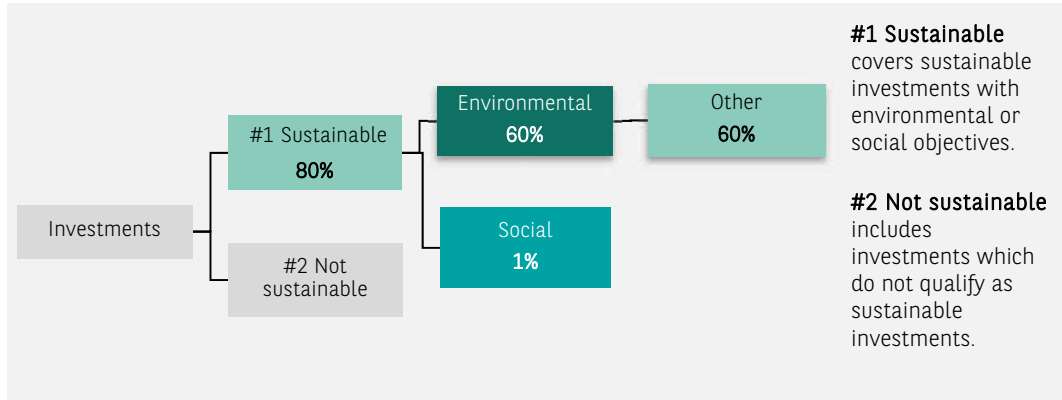
The minimum proportion of the investments used to meet the sustainable investment objective in accordance with the binding elements of its investment strategy is 80%.

Asset allocation describes the share of investments in specific assets.

Taxonomy-aligned activities are expressed as a share of:

- **turnover** reflecting the share of revenue from green activities of investee companies
- **capital expenditure** (CapEx) showing the green investments made by investee companies, e.g. for a transition to a green economy.
- **operational expenditure** (OpEx) reflecting green operational activities of investee companies.

To comply with the EU Taxonomy, the criteria for **fossil gas** include limitations on emissions and switching to renewable power or low-carbon fuels by the end of 2035. For **nuclear energy**, the criteria include comprehensive safety and waste management rules.



● *How does the use of derivatives attain the sustainable investment objective?*

Financial derivative instruments may be used for efficient portfolio management, hedging and/or investment purposes, if applicable. Either these instruments are not used to attain the sustainable investment objective of the product, or they are aligned with the sustainable investment objective of the financial product.



To what minimum extent are sustainable investments with an environmental objective aligned with the EU Taxonomy?

Not applicable.

● *Does the financial product invest in fossil gas and/or nuclear energy related activities that comply with the EU Taxonomy¹?*

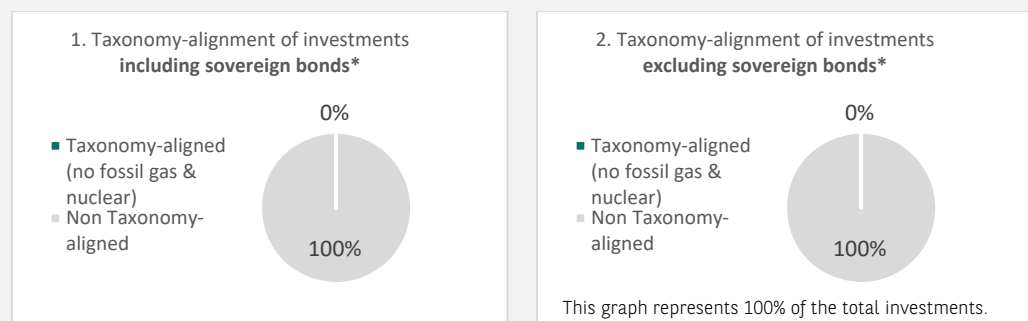
- Yes:
- In fossil gas In nuclear energy
- No

¹ Fossil gas and/or nuclear related activities will only comply with the EU Taxonomy where they contribute to limiting climate change ("climate change mitigation") and do not significantly harm an EU Taxonomy objective –see explanatory note in the left hand margin. The full criteria for fossil gas and nuclear energy economic activities that comply with the EU Taxonomy are laid down in Commission Delegated Regulation (EU) 2022/1214.

Enabling activities directly enable other activities to make a substantial contribution to an environmental objective.

Transitional activities are activities for which low-carbon alternatives are not yet available and among others have greenhouse gas emission levels corresponding to the best performance.

The two graphs below show in green the minimum percentage of investments that are aligned with the EU Taxonomy. As there is no appropriate methodology to determine the taxonomy-alignment of sovereign bonds*, the first graph shows the Taxonomy alignment in relation to all the investments of the financial product including sovereign bonds, while the second graph shows the Taxonomy alignment only in relation to the investments of the financial product other than sovereign bonds.



*For the purpose of these graphs, 'sovereign bonds' consist of all sovereign exposures

● **What is the minimum share of investments in transitional and enabling activities?**

Not applicable.

are sustainable investments with an environmental objective that **do not take into account the criteria** for environmentally sustainable economic activities under the EU Taxonomy.



What is the minimum share of sustainable investments with an environmental objective that are not aligned with the EU Taxonomy?

The minimum share of sustainable investments with an environmental objective that are not aligned with the EU Taxonomy is 60%.

The minimum share is intentionally low as the objective of the investment manager is not to prevent the product from investing in taxonomy-aligned activities within the framework of the investment strategy of the product. The Management Company is improving its Taxonomy-alignment data collection to ensure the accuracy and suitability of its Taxonomy sustainability-related disclosures. In the meantime, the financial product will invest in sustainable investments with an environmental objective that are not aligned with the EU Taxonomy.



What is the minimum share of sustainable investments with a social objective?

The minimum share of socially sustainable investments within the financial product is 1%.



What investments are included under “#2 Not sustainable”, what is their purpose and are there any minimum environmental or social safeguards?

The remaining proportion of the investments is made in instruments used for liquidity and/or hedging purposes, such as cash, deposits and derivatives.

The investment manager will ensure that those investments are made while maintaining the sustainable investment objective of the financial product. In addition, those investments are made in compliance with our internal processes, including the following minimum environmental or social safeguards:

- the risk management policy. The risk management policy comprises procedures as are necessary to enable the management company to assess for each financial product it manages the exposure of that product to market, liquidity, sustainability and counterparty risks. And
- the RBC policy, where applicable, through the exclusion of companies involved in controversies due to poor practices related to human and labour rights, environment, and corruption, as well as companies operating in sensitive sectors (tobacco, coal, controversial weapons, asbestos,...), as these companies are deemed to be in violation of international norms, or to cause unacceptable harm to society and/or the environment.



Is a specific index designated as a reference benchmark to meet the sustainable investment objective?

No reference benchmark has been designated for the purpose of attaining the sustainable investment objective of the financial product.

- *How does the reference benchmark take into account sustainability factors in a way that is continuously aligned with the sustainable investment objective?*

Not applicable

- *How is the alignment of the investment strategy with the methodology of the index ensured on a continuous basis?*

Not applicable

- *How does the designated index differ from a relevant broad market index?*

Not applicable

- *Where can the methodology used for the calculation of the designated index be found?*

Not applicable

Reference benchmarks are indexes to measure whether the financial product attains the sustainable investment objective.



Where can I find more product specific information online?

More product-specific information can be found on the website: www.bnpparibas-am.com after choosing the relevant country and directly in the section "Sustainability-related disclosures" dedicated to the product.

Template pre-contractual disclosure for the financial products referred to in Article 8, paragraphs 1, 2 and 2a, of Regulation (EU) 2019/2088 and Article 6, first paragraph, of Regulation (EU) 2020/852

Sustainable investment means an investment in an economic activity that contributes to an environmental or social objective, provided that the investment does not significantly harm any environmental or social objective and that the investee companies follow good governance practices.

The **EU Taxonomy** is a classification system laid down in Regulation (EU) 2020/852, establishing a list of **environmentally sustainable economic activities**. That Regulation does not lay down a list of socially sustainable economic activities. Sustainable investments with an environmental objective might be aligned with the Taxonomy or not.

Product name : **BNP PARIBAS FUNDS SUSTAINABLE ASIA EX-JAPAN EQUITY**

Legal Entity Identifier : 213800T6J6BRQZ2FLB50

Environmental and/or social characteristics

Does this financial product have a sustainable investment objective?	
<input checked="" type="radio"/> <input type="radio"/> Yes	<input checked="" type="radio"/> <input type="radio"/> No
<input type="checkbox"/> It will make a minimum of sustainable investments with an environmental objective: ____% <input type="checkbox"/> in economic activities that qualify as environmentally sustainable under the EU Taxonomy <input type="checkbox"/> in economic activities that do not qualify as environmentally sustainable under the EU Taxonomy <input type="checkbox"/> It will make a minimum of sustainable investments with a social objective: ____%	<input checked="" type="checkbox"/> It promotes Environmental/Social (E/S) characteristics and while it does not have as its objective a sustainable investment, it will have a minimum proportion of 20% of sustainable investments <input type="checkbox"/> with an environmental objective in economic activities that qualify as environmentally sustainable under the EU Taxonomy <input checked="" type="checkbox"/> with an environmental objective in economic activities that do not qualify as environmentally sustainable under the EU Taxonomy <input checked="" type="checkbox"/> with a social objective <input type="checkbox"/> It promotes E/S characteristics, but will not make any sustainable investments



What environmental and/or social characteristics are promoted by this financial product?

The financial product promotes environmental and social characteristics by assessing underlying investments against Environmental, Social and Governance (ESG) criteria using an internal ESG proprietary methodology, and by investing in issuers that demonstrate good environmental, social and governance practices, while implementing robust corporate governance practices within their sector of activity.

The financial product aims to improve its ESG profile compared to its investment universe.

The ESG performance of an issuer is evaluated against a combination of environmental, social and governance factors which include but not limited to:

- Environmental: energy efficiency, reduction of emissions of greenhouse gases (GHG), treatment of waste
- Social: respect of human rights and workers' rights, human resources management (workers' health and safety, diversity)
- Governance: Board of Directors independence, managers' remuneration, respect of minority shareholders rights

The exclusion criteria are applied with regard to issuers that are in violation of international norms and convention, or operate in sensitive sectors as defined by the Responsible Business Conduct Policy (RBC Policy).

Furthermore, the investment manager promotes better environmental and social outcomes through engagement with issuers and the exercise of voting rights according to the Stewardship policy, where applicable.

No reference benchmark has been designated for the purpose of attaining the environmental or social characteristics promoted by the financial product.

Sustainability indicators measure how the environmental or social characteristics promoted by the financial product are attained.

● **What sustainability indicators are used to measure the attainment of each of the environmental or social characteristics promoted by this financial product?**

The following sustainability indicators are used to measure the attainment of the environmental and social characteristics promoted by the financial product:

- The percentage of the portfolio compliant with the RBC Policy
- The percentage of the portfolio covered by the ESG analysis based on the ESG internal proprietary methodology
- The weighted average ESG score of the portfolio compared to the weighted average ESG score of its investment universe, as defined in the Prospectus
- The average portfolio Carbon Footprint of the sub-fund compared to the average portfolio Carbon Footprint of its investment universe, after eliminating at least 15% of securities with the highest Carbon Footprint
- The percentage of the financial product's portfolio invested in 'sustainable investments' as defined in Article 2 (17) of the SFDR regulation

● **What are the objectives of the sustainable investments that the financial product partially intends to make and how does the sustainable investment contribute to such objectives?**

The objectives of the sustainable investments made by the financial product are to finance companies that contribute to environmental and/or social objectives through their products and services, as well as their sustainable practices.

The internal methodology, as defined in the main part of the Prospectus, integrates several criteria into its definition of sustainable investments that are considered to be core components to qualify a company as sustainable. These criteria are complementary to each other. In practice, a company must meet at least one of the criteria described below in order to be considered as contributing to an environmental or social objective:

1. A company with an economic activity aligned with the EU Taxonomy objectives. A company can be qualified as sustainable investment in case it has more than 20% of its revenues aligned with the EU Taxonomy. A company qualifying as sustainable investment through this criteria can for example contribute to the following environmental objectives: sustainable forestry, environmental restoration, sustainable manufacturing, renewable energy, water supply, sewerage, waste management and remediation, sustainable transportation, sustainable buildings, sustainable information and technology, scientific research for sustainable development;
2. A company with an economic activity contributing to one or more United Nations Sustainable Development goals (UN SDG) targets. A company can be qualified as sustainable investment in case it has more than 20% of its revenues aligned with the SDGs and less than 20% of its revenues misaligned with the UN SDGs. A company qualifying as sustainable investment through this criteria can for example contribute to the following objectives:
 - a. Environmental: sustainable agriculture, sustainable management of water and sanitation, sustainable and modern energy, sustainable economic growth, sustainable infrastructure, sustainable cities,

sustainable consumption and production patterns, fight against climate change, conservation and sustainable use of oceans, seas and marine resources, protection, restoration and sustainable use of terrestrial ecosystems, sustainable management of forests, fight against desertification, land degradation and biodiversity loss;

b. Social: no poverty, zero hunger, food security, healthy lives and well-being at all ages, inclusive and equitable quality education and lifelong learning opportunities, gender equality, women and girls empowerment, availability of water and sanitation, access to affordable, reliable and modern energy, inclusive and sustainable economic growth, full and productive employment and decent work, resilient infrastructure, inclusive and sustainable industrialization, reduced inequality, inclusive, safe and resilient cities and human settlements, peaceful and inclusive societies, access to justice and effective, accountable and inclusive institutions, global partnership for sustainable development.

3. A company operating in a high GHG emission sector that is transitioning its business model to align with the objective of maintaining the global temperature rise below 1.5°C. A company qualifying as sustainable investment through this criteria can for example contribute to the following environmental objectives: GHG emissions reduction, fight against climate change;

4. A company with best-in-class environmental or social practices compared to its peers within the relevant sector and geographical region. The E or S best performer assessment is based on the BNPP AM ESG scoring methodology. The methodology scores companies and assesses them against a peer group comprising companies in comparable sectors and geographical regions. A company with a contribution score above 10 on the Environmental or Social pillar qualifies as best performer. A company qualifying as sustainable investment through this criteria can for example contribute to the following objectives:

a. Environmental: fight against climate change, environmental risk management, sustainable management of natural resources, waste management, water management, GHG emissions reduction, renewable energy, sustainable agriculture, green infrastructure;

b. Social: health and safety, human capital management, good external stakeholder management (supply chain, contractors, data), business ethics preparedness, good corporate governance.

Green bonds, social bonds and sustainability bonds issued to support specific environmental and/or social projects are also qualified as sustainable investments provided that these debt securities receive an investment recommendation 'POSITIVE' or 'NEUTRAL' from the Sustainability Center following the issuer and underlying project assessment based on a proprietary Green/Social/Sustainability Bond Assessment methodology.

Companies identified as a sustainable investment should not significantly harm any other environmental or social objectives (the Do No Significant Harm 'DNSH' principle) and should follow good governance practices. BNP Paribas Asset Management (BNPP AM) uses its proprietary methodology to assess all companies against these requirements.

More information on the internal methodology can be found on the website of the investment manager: <https://docfinder.bnpparibas-am.com/api/files/14787511-CB33-49FC-B9B5-7E934948BE63>

● **How do the sustainable investments that the financial product partially intends to make, not cause significant harm to any environmental or social sustainable investment objective?**

Sustainable investments that the product partially intends to make should not significantly harm any environmental or social objective (DNSH Principle). In this respect, the investment manager commits to consider principal adverse impacts on sustainability factors by taking into account indicators for adverse impacts as defined in SFDR, and to not invest in companies that do not meet their fundamental obligations in line with the OECD Guidelines and the UN Guiding Principles on Business and Human Rights.

How have the indicators for adverse impacts on sustainability factors been taken into account?

The investment manager ensures that throughout its investment process, the financial product takes into all the account principal all the adverse impact indicators that are relevant to its

Principal adverse impacts are the most significant negative impacts of investment decisions on sustainability factors relating to environmental, social and employee matters, respect for human rights, anti-corruption and anti-bribery matters.



investment strategy to select the sustainable investments that the financial product partially intends to make by systematically implementing the sustainable investment pillars defined in the BNP Paribas Asset Management Global Sustainability Strategy (GSS) into its investment process : RBC policy, ESG integration guidelines, Stewardship, the forward-looking vision the '3Es' (Energy transition, Environmental sustainability, Equality & Inclusive Growth).

The RBC policy establishes a common framework across investments and economic activities that help identify industries and behaviours presenting a high risk of adverse impacts in violation of international norms. As part of the RBC Policy, sector policies provide a tailored approach to identify and prioritize principal adverse impacts based on the nature of the economic activity, and in many cases, the geography in which these economic activities take place.

The ESG Integration Guidelines includes a series of commitments, which are material to consideration of principal adverse sustainability impacts, and guides the internal ESG integration process. The proprietary ESG scoring framework includes an assessment of a number of adverse sustainability impacts caused by companies in which we invest. Outcome of this assessment may impact the valuation models as well as the portfolio construction depending on the severity and materiality of adverse impacts identified.

Thus, the Investment Manager considers principal adverse sustainability impacts throughout the investment process through the use of the internal ESG scores and construction of the portfolio with an improved ESG profile compared to its investment universe.

The Forward-looking perspective defines a set of objectives and developed performance indicators to measure how the researches, portfolios and commitments are aligned on three issues, the '3Es' (Energy transition, Environmental sustainability, Equality & inclusive growth) and thus support investment processes.

Furthermore, the Stewardship team regularly identifies adverse impacts through ongoing research, collaboration with other long-term investors, and dialogue with NGOs and other experts.

As regards the sustainable investments that the financial product intends to make, the following principal adverse sustainability impacts are taken into account:

Corporate mandatory indicators:

1. GreenHouse Gas (GHG) Emissions
2. Carbon footprint
3. GHG intensity of investee companies
4. Exposure to companies active in the fossil fuel sector
5. Share of non-renewable energy consumption and production
6. Energy consumption intensity per high impact climate sector
7. Activities negatively affecting biodiversity sensitive areas
8. Emissions to water
9. Hazardous waste ratio
10. Violations of UN Global Compact principles and Organisation for Economic Cooperation and Development (OECD) Guidelines for Multinational Enterprises
11. Lack of processes and compliance mechanisms to monitor compliance with UN Global Compact principles and OECD Guidelines for Multinational Enterprises
12. Unadjusted gender pay gap
13. Board gender diversity
14. Exposure to controversial weapons (anti-personnel mines, cluster munitions, chemical weapons and biological weapons)

Corporate voluntary indicators:

Environment

4. Investments in companies without carbon emission reduction initiatives

Social

4. Lack of a supplier code of conduct
9. Lack of a human rights policy

Sovereign mandatory indicator:

15. GHG intensity

16. Investee countries subject to social violations

More detailed information on the manner in which principal adverse impacts on sustainability factors are considered can be found in the BNP PARIBAS ASSET MANAGEMENT SFDR disclosure statement:

<https://docfinder.bnpparibas-am.com/api/files/874ADAE2-3EE7-4AD4-B0ED-84FC06E090BF>

In addition, information on how the principal adverse impacts on sustainability factors have been considered over the year will be available in the annual report of the financial product.

How are the sustainable investments aligned with the OECD Guidelines for Multinational Enterprises and the UN Guiding Principles on Business and Human Rights?

The investment universe of the financial product is periodically screened with a view to identify issuers that are potentially in violation or at risk of violation of the UN Global Compact Principles, OECD Guidelines for Multinational Enterprises and UN Guiding Principles on Business & Human Rights, including the principles and rights set out in the eight fundamental conventions identified in the Declaration of the International Labour Organisation on Fundamental Principles and Rights at Work and the International Bill of Human Rights. This assessment is conducted within the BNPP AM Sustainability Centre on the basis of internal analysis and information provided by external experts, and in consultation with BNP Paribas Group CSR Team. If an issuer is found to be in serious and repeated violations of any of the principles, it will be placed on an 'exclusion list' and will not be available for investment. Existing investments should be divested from the portfolio according to an internal procedure. If an issuer is at risk of violating any of the principles, it is placed on a 'watch list' monitored, as appropriate.

The EU Taxonomy sets out a 'do not significant harm' principle by which Taxonomy-aligned investments should not significantly harm EU Taxonomy objectives and is accompanied by specific EU criteria.

The 'do no significant harm' principle applies only to those investments underlying the financial product that take into account the EU criteria for environmentally sustainable economic activities. The investments underlying the remaining portion of this financial product do not take into account the EU criteria for environmentally sustainable economic activities.

Any other sustainable investments must also not significantly harm any environmental or social objectives.



Does this financial product consider principal adverse impacts on sustainability factors?

Yes

The product considers principal adverse impacts on sustainability factors by systematically implementing the sustainable investment pillars defined in the GSS into its investment process. These pillars are covered by firm-wide policies that set criteria to identify, consider and prioritise as well as address or mitigate adverse sustainability impacts caused by issuers.

The RBC policy establishes a common framework across investments and economic activities that help identify industries and behaviours presenting a high risk of adverse impacts in violation of international norms. As part of the RBC Policy, sector policies provide a tailored approach to identify and prioritize principal adverse impacts based on the nature of the economic activity, and in many cases, the geography in which these economic activities take place.

The ESG Integration Guidelines includes a series of commitments, which are material to consideration of principal adverse sustainability impacts, and guides the internal ESG integration process. The proprietary ESG scoring framework includes an assessment of a number of adverse sustainability impacts caused by companies in which we invest. Outcome of this assessment may impact the valuation models as well as the portfolio construction depending on the severity and materiality of adverse impacts identified.

Thus, the Investment Manager considers principal adverse sustainability impacts throughout the investment process through the use of the internal ESG scores and construction of the portfolio with an improved ESG profile compared to its investment universe.

The Forward-looking perspective defines a set of objectives and developed performance indicators to measure how the researches, portfolios and commitments are aligned on three issues, the '3Es' (Energy transition, Environmental sustainability, Equality & inclusive growth) and thus support investment processes.

Furthermore, the Stewardship team regularly identifies adverse impacts through ongoing research, collaboration with other long-term investors, and dialogue with NGOs and other experts.

Actions to address or mitigate principal adverse sustainability impacts depend on the severity and materiality of these impacts. These actions are guided by the RBC Policy, ESG Integration Guidelines, and Engagement and Voting Policy which include the following provisions :

- Exclusion of issuers that are in violation of international norms and conventions and issuers that are involved in activities presenting an unacceptable risk to society and/or the environment
- Engagement with issuers with the aim of encouraging them to improve their environmental, social and governance practices and, thus, mitigate potential adverse impacts
- In case of equity holdings, voting at Annual General Meetings of companies the portfolio is invested in to promote good governance and advance environmental and social issues
- Ensuring all securities included in the portfolio have supportive ESG research
- Managing portfolios so that their aggregate ESG score is better than the relevant benchmark or universe

Based on the above approach, and depending on the composition of the financial product's portfolio (i.e. the type of issuer), the financial product considers and addresses or mitigates the following principal adverse sustainability impacts:

Corporate mandatory indicators:

1. GreenHouse Gas (GHG) Emissions
2. Carbon footprint
3. GHG intensity of investee companies
4. Exposure to companies active in the fossil fuel sector
5. Share of non-renewable energy consumption and production
6. Energy consumption intensity per high impact climate sector



7. Activities negatively affecting biodiversity sensitive areas
8. Emissions to water
9. Hazardous waste ratio
10. Violations of UN Global Compact principles and Organisation for Economic Cooperation and Development (OECD) Guidelines for Multinational Enterprises
11. Lack of processes and compliance mechanisms to monitor compliance with UN Global Compact principles and OECD Guidelines for Multinational Enterprises
12. Unadjusted gender pay gap
13. Board gender diversity
14. Exposure to controversial weapons (anti-personnel mines, cluster munitions, chemical weapons and biological weapons)

Corporate voluntary indicators:

Environment

4. Investments in companies without carbon emission reduction initiatives

Social

4. Lack of a supplier code of conduct
9. Lack of a human rights policy

Sovereign mandatory indicator:

15. GHG intensity
16. Investee countries subject to social violations

More detailed information on the manner in which principal adverse impacts on sustainability factors are considered can be found in the BNP PARIBAS ASSET MANAGEMENT SFDR disclosure statement: <https://docfinder.bnpparibas-am.com/api/files/874ADAE2-3EE7-4AD4-BOED-84FC06E090BF>
In addition, information on how the principal adverse impacts on sustainability factors have been considered over the year will be available in the annual report of the financial product.

No



What investment strategy does this financial product follow?

The investment strategy guides investment decisions based on factors such as investment objectives and risk tolerance.

To achieve the investment objective of the financial product, the investment manager takes into account at each step of its investment process the Environmental, Social and Governance (ESG) criteria that the financial product promotes.

The investment universe of the financial product is thoroughly screened with a view to identify issuers that are in violation of the UN Global Compact Principles, OECD Guidelines for Multinational Enterprises and UN Guiding Principles on Business & Human Rights. Issuers failing to meet their fundamental obligations in the areas of human and labour rights, environment and corruption are excluded from the investment universe. The in-house sector policies relating to companies operating in sensitive areas (controversial weapons, asbestos, mining, palm oil, etc.) are implemented in order to identify and exclude companies with the worst practices.

Then the Investment Manager integrates ESG ratings and criteria into the assessment of issuers. ESG ratings are built by BNP Paribas Asset Management's Sustainability Centre using a proprietary ESG methodology.

The investment manager constantly integrates the binding elements of the investment strategy described in the question below to construct an investment portfolio with a significantly improved ESG profile compared to its investment universe.

In addition, the Investment Manager relies on the internal sustainable investment methodology, as defined in the answer to the question What are the objectives of the sustainable investments that the financial product partially intends to make and how does the sustainable investments contribute to such objectives, to determine issuers that contribute to environmental and/or social objectives.

An extra-financial strategy may comprise methodological limitations such as the ESG Investment Risk as defined by the investment manager.

The elements of the investment strategy to attain the environmental or social characteristics promoted by this financial product as described below are systematically integrated throughout the investment process.

● **What are the binding elements of the investment strategy used to select the investments to attain each of the environmental or social characteristics promoted by this financial product?**

- The financial product shall comply with the RBC Policy by excluding companies involved in controversies due to poor practices related to human and labor rights, environment, and corruption, as well as companies operating in sensitive sectors (tobacco, coal, controversial weapons, asbestos,...), as these companies are deemed to be in violation of international norms, or to cause unacceptable harm to society and/or the environment.

More information on the RBC Policy, and in particular criteria relating to sectoral exclusions, can be found on the website of the investment manager: Sustainability documents - BNPP AM Corporate English (<https://www.bnpparibas-am.com/sustainability-documents/>)

- The financial product shall have at least 90% of its assets (excluding ancillary liquid assets) covered by the ESG analysis based on the proprietary ESG methodology

- The financial product shall have the weighted average ESG score of its portfolio higher than the average weighted ESG score of its investment universe after eliminating at least 20% of securities with the lowest ESG Score, as defined in the Prospectus

- The financial product shall have the average portfolio Carbon Footprint higher than the average portfolio Carbon Footprint of its investment universe, after eliminating at least 15% of securities with the highest Carbon Footprint

- The financial product shall invest at least 20% of its assets in 'sustainable investments' as defined in Article 2(17) of the SFDR regulation. Criteria to qualify an investment as 'sustainable investment' are indicated in the above question 'What are the objectives of the sustainable investments that the financial product partially intends to make and does the sustainable investments contribute to such objectives' and the quantitative and qualitative thresholds are mentioned in the main part of the Prospectus

● **What is the committed minimum rate to reduce the scope of the investments considered prior to the application of that investment strategy?**

The financial product does not commit to a reduction of the scope of investments prior to the application of its investment strategy.

● **What is the policy to assess good governance practices of the investee companies?**

The ESG scoring framework assesses corporate governance through a core set of standard key performance indicators for all sectors supplemented by sector specific metrics. The governance metrics and indicators to assess good governance practices such as sound management structures, employee relations, remuneration of staff and tax compliance include but are not limited to:

- Separation of power (e.g. Split CEO/Chair)
- Board diversity
- Executive pay (remuneration policy)
- Board Independence, and key committees independence
- Accountability of directors
- Financial expertise of the Audit Committee
- Respect of shareholders rights and absence of antitakeover devices
- The presence of appropriate policies (i.e. Bribery and corruption, whistleblower)
- Tax disclosure
- An assessment of prior negative incidents relating to governance

The ESG analysis goes beyond the framework to look at a more qualitative assessment of how the insights from our ESG model are reflected in the culture and operations of investee companies. In some cases, the ESG analysts will conduct due diligence meetings to better understand the company's approach to corporate governance.

Good governance practices include sound management structures, employee relations, remuneration of staff and tax compliance.



What is the asset allocation planned for this financial product?

At least 80% of the investments of the financial product will be used to meet the environmental or social characteristics promoted, in accordance with the binding elements of the investment strategy of the financial product.

For the avoidance of doubt, such a proportion is solely a minimum and the exact percentage of the investments of the financial product that attained the promoted environmental or social characteristics will be available in the

annual report.

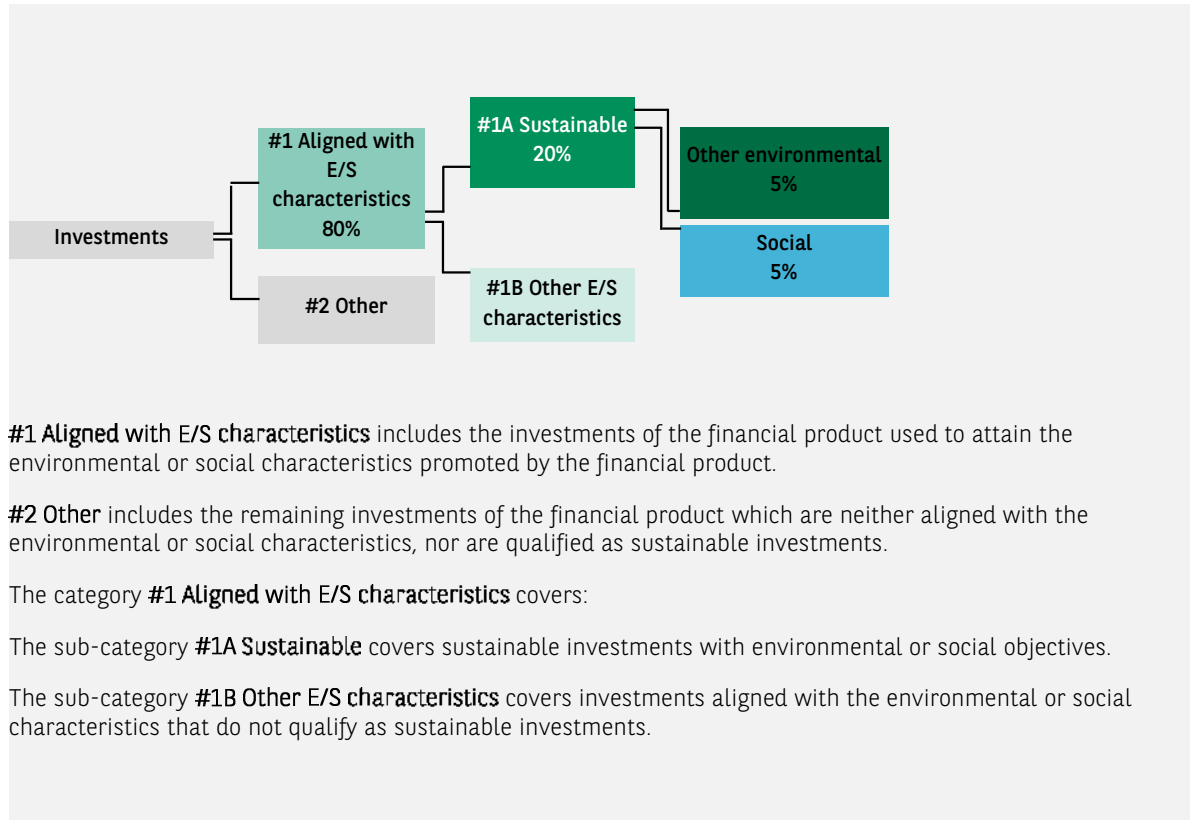
The minimum proportion of sustainable investments of the financial product is 20%.

The remaining proportion of the investments is mainly used as described under the question: "What investments are included under "#2 Other", what is their purpose and are there any minimum environmental or social safeguards?"

Asset allocation describes the share of investments in specific assets.

Taxonomy-aligned activities are expressed as a share of:

- **turnover** reflecting the share of revenue from green activities of investee companies.
- **capital expenditure** (CapEx) showing the green investments made by investee companies, e.g. for a transition to a green economy.
- **operational expenditure** (OpEx) reflecting green operational activities of investee companies.



#1 Aligned with E/S characteristics includes the investments of the financial product used to attain the environmental or social characteristics promoted by the financial product.

#2 Other includes the remaining investments of the financial product which are neither aligned with the environmental or social characteristics, nor are qualified as sustainable investments.


The category **#1 Aligned with E/S characteristics** covers:

The sub-category **#1A Sustainable** covers sustainable investments with environmental or social objectives.

The sub-category **#1B Other E/S characteristics** covers investments aligned with the environmental or social characteristics that do not qualify as sustainable investments.

● **How does the use of derivatives attain the environmental or social characteristics promoted by the financial product?**

Financial derivative instruments may be used for efficient portfolio management, hedging and/or investment purposes, if applicable. These instruments are not used to attain the environmental or social characteristics promoted by the product.

 **To what minimum extent are sustainable investments with an environmental objective aligned with the EU Taxonomy?**

Not applicable

● **Does the financial product invest in fossil gas and/or nuclear energy related activities that comply with the EU Taxonomy¹ ?**

Yes

In fossil gas

In Nuclear Energy

No

¹ -Fossil gas and/or nuclear related activities will only comply with the EU Taxonomy where they contribute to limiting climate change ("climate change mitigation") and do not significantly harm any EU Taxonomy objective - see explanatory note in the left hand margin. The full criteria for fossil gas and nuclear energy economic activities that comply with the EU Taxonomy are laid down in Commission Delegated Regulation (EU) 2022/1214.

To comply with the EU Taxonomy, the criteria for **fossil gas** include limitations on emissions and switching to renewable power or low-carbon fuels by the end of 2035. For **nuclear energy**, the criteria include comprehensive safety and waste management rules.

Enabling activities directly enable other activities to make a substantial contribution to an environmental objective. **Transitional activities** are activities for which low-carbon alternatives are not yet available and among others have greenhouse gas emission levels corresponding to the best performance.

The two graphs below show in green the minimum percentage of investments that are aligned with the EU Taxonomy. As there is no appropriate methodology to determine the Taxonomy-alignment of sovereign bonds*, the first graph shows the Taxonomy-alignment in relation to all the investments of the financial product including sovereign bonds, while the second graph shows the Taxonomy-alignment only in relation to the investments of the financial product other than sovereign bonds.



* For the purpose of these graphs, 'sovereign bonds' consist of all sovereign exposures

● **What is the minimum share of investments in transitional and enabling activities?**

Not applicable

are sustainable investments with an environmental objective that **do not take into account the criteria** for environmentally sustainable economic activities under the EU Taxonomy.

● **What is the minimum share of sustainable investments with an environmental objective that are not aligned with the EU Taxonomy?**

The minimum share of sustainable investments with an environmental objective that are not aligned with the EU Taxonomy is 5%.

The minimum share is intentionally low as the objective of the investment manager is not to prevent the product from investing in taxonomy-aligned activities within the framework of the investment strategy of the product.

The Management Company is improving its Taxonomy-alignment data collection to ensure the accuracy and suitability of its Taxonomy sustainability-related disclosures. In the meantime, the financial product will invest in sustainable investments with an environmental objective that are not aligned with the EU Taxonomy.

● **What is the minimum share of socially sustainable investments?**

The minimum share of socially sustainable investments within the financial product is 5%.

● **What investments are included under '#2 Other', what is their purpose and are there any minimum environmental or social safeguards?**

The remaining proportion of the investments may include :

- The proportion of assets that are not used to meet the environmental or social characteristics promoted by the financial product. These assets are used for investment purposes, or
- Instruments which are mainly used for liquidity, efficient portfolio management, and/or hedging purposes, notably cash, deposits and derivatives

In any case, the investment manager will ensure that those investments are made while maintaining the

improvement of the ESG profile of the financial product. In addition, those investments are made in compliance with our internal processes, including the following minimum environmental or social safeguards:

- The risk management policy. The risk management policy comprises procedures as are necessary to enable the management company to assess for each financial product it manages the exposure of that product to market, liquidity, sustainability and counterparty risks. And

- The RBC policy, where applicable, through the exclusion of companies involved in controversies due to poor practices related to human and labour rights, environment, and corruption, as well as companies operating in sensitive sectors (tobacco, coal, controversial weapons, asbestos,...), as these companies are deemed to be in violation of international norms, or to cause unacceptable harm to society and/or the environment



Is a specific index designated as a reference benchmark to determine whether this financial product is aligned with the environmental and/or social characteristics that it promotes?

Reference benchmarks are indexes to measure whether the financial product attains the environmental or social characteristics that they promote.

No reference benchmark has been designated for the purpose of attaining the environmental or social characteristics promoted by the financial product.

- **How is the reference benchmark continuously aligned with each of the environmental or social characteristics promoted by the financial product?**

Not applicable

- **How is the alignment of the investment strategy with the methodology of the index ensured on a continuous basis?**

Not applicable

- **How does the designated index differ from a relevant broad market index?**

Not applicable

- **Where can the methodology used for the calculation of the designated index be found?**

Not applicable



Where can I find more product specific information online?

More product-specific information can be found on the website: <https://www.bnpparibas-am.com/> after choosing the relevant country and directly in the section 'Sustainability-related disclosures' dedicated to the product.

Template pre-contractual disclosure for the financial products referred to in Article 8, paragraphs 1, 2 and 2a, of Regulation (EU) 2019/2088 and Article 6, first paragraph, of Regulation (EU) 2020/852

Sustainable investment means an investment in an economic activity that contributes to an environmental or social objective, provided that the investment does not significantly harm any environmental or social objective and that the investee companies follow good governance practices.

The **EU Taxonomy** is a classification system laid down in Regulation (EU) 2020/852, establishing a list of **environmentally sustainable economic activities**. That Regulation does not lay down a list of socially sustainable economic activities. Sustainable investments with an environmental objective might be aligned with the Taxonomy or not.

Product name : **BNP PARIBAS FUNDS SUSTAINABLE ENHANCED BOND 12M**

Legal Entity Identifier : 213800WMDHBG3SVIPG26

Environmental and/or social characteristics

Does this financial product have a sustainable investment objective?	
<input checked="" type="radio"/> <input type="radio"/> Yes	<input checked="" type="radio"/> <input type="radio"/> No
<input type="checkbox"/> It will make a minimum of sustainable investments with an environmental objective: ____%	<input checked="" type="checkbox"/> It promotes Environmental/Social (E/S) characteristics and while it does not have as its objective a sustainable investment, it will have a minimum proportion of 50% of sustainable investments
<input type="checkbox"/> in economic activities that qualify as environmentally sustainable under the EU Taxonomy	<input type="checkbox"/> with an environmental objective in economic activities that qualify as environmentally sustainable under the EU Taxonomy
<input type="checkbox"/> in economic activities that do not qualify as environmentally sustainable under the EU Taxonomy	<input checked="" type="checkbox"/> with an environmental objective in economic activities that do not qualify as environmentally sustainable under the EU Taxonomy
<input type="checkbox"/> It will make a minimum of sustainable investments with a social objective: ____%	<input checked="" type="checkbox"/> with a social objective
	<input type="checkbox"/> It promotes E/S characteristics, but will not make any sustainable investments



What environmental and/or social characteristics are promoted by this financial product?

The financial product promotes environmental and social characteristics by assessing underlying investments against Environmental, Social, and Governance (ESG) criteria using an ESG internal proprietary methodology, and by investing in issuers that demonstrate good environmental social and governance practices.

Corporate issuers

The investment strategy selects corporate issuers with the best ESG practices within their sector of activity through:

The positive screening using a selectivity approach. This involves evaluation of ESG performance of an issuer

against a combination of environmental, social and governance factors which include but are not limited to:

- Environmental: energy efficiency, reduction of emissions of greenhouse gases (GHG), treatment of waste
- Social: respect of human rights and workers' rights, human resources management (workers' health and safety, diversity)
- Governance: Board of Directors independence, managers' remuneration, respect of minority shareholders rights

The negative screening applying exclusion criteria with regard to issuers that are in violation of international norms and convention, or operate in sensitive sectors as defined by the Responsible Business Conduct Policy (RBC Policy).

Sovereign issuers

The investment strategy selects sovereign issuers based on their performance across the environmental, social and governance pillars. The ESG performance of each country is assessed using an internal Sovereign ESG methodology that focuses on measuring governments' efforts to produce and preserve assets, goods, and services with high ESG values, according to their level of economic development. This involves evaluation of a country against a combination of environmental, social and governance factors, which include but not limited to:

- Environmental: climate mitigation, biodiversity, energy efficiency, land resources, pollution
- Social: life conditions, economic inequality, education, employment, health infrastructure, human capital
- Governance: business rights, corruption, democratic life, political stability, security

BNP Paribas Asset Management's Global Sustainability Strategy places a strong emphasis on combatting climate change. Therefore, given the importance of sovereigns in addressing climate change, the internal Sovereign ESG methodology includes an additional scoring component that captures the country's contribution to progress towards the net-zero goals set out in the Paris Agreement. This additional scoring component reflects countries' commitment to future targets balanced by their current policies and their forward-looking physical climate risk exposure. It combines temperature alignment methodology for determining national contributions to climate change with an assessment of the laws and policies countries have in place for addressing climate change.

The investment manager also applies the BNP Paribas Group's sensitive countries framework, which includes restrictive measures on certain countries and/or activities that are considered as being particularly exposed to money laundering and terrorism financing related risks.

Furthermore, the investment manager promotes better environmental and social outcomes through engagement with issuers and the exercise of voting rights according to the Stewardship policy, where applicable.

No reference benchmark has been designated for the purpose of attaining the environmental or social characteristics promoted by the financial product.

● **What sustainability indicators are used to measure the attainment of each of the environmental or social characteristics promoted by this financial product?**

The following sustainability indicators are used to measure the attainment of the environmental and social characteristics promoted by the financial product:

- The percentage of the financial product's portfolio compliant with the RBC Policy
- The percentage of the financial product's portfolio covered by ESG analysis based on the ESG internal proprietary methodology
- The percentage of the financial product's investment universe reduction due to exclusion of securities with low ESG score and/or sector exclusions as per the RBC Policy
- The weighted average ESG score of the financial product's portfolio compared to the weighted average ESG score of its investment universe, as defined in the Prospectus
- The percentage of the financial product's portfolio invested in 'sustainable investments' as defined in

Sustainability indicators measure how the environmental or social characteristics promoted by the financial product are attained.

Article 2 (17) of the SFDR regulation

● **What are the objectives of the sustainable investments that the financial product partially intends to make and how does the sustainable investment contribute to such objectives?**

The objectives of the sustainable investments made by the financial product are to finance companies that contribute to environmental and/or social objectives through their products and services, as well as their sustainable practices.

The internal methodology, as defined in the main part of the Prospectus, integrates several criteria into its definition of sustainable investments that are considered to be core components to qualify a company as sustainable. These criteria are complementary to each other. In practice, a company must meet at least one of the criteria described below in order to be considered as contributing to an environmental or social objective:

1. A company with an economic activity aligned with the EU Taxonomy objectives. A company can be qualified as sustainable investment in case it has more than 20% of its revenues aligned with the EU Taxonomy. A company qualifying as sustainable investment through this criteria can for example contribute to the following environmental objectives: sustainable forestry, environmental restoration, sustainable manufacturing, renewable energy, water supply, sewerage, waste management and remediation, sustainable transportation, sustainable buildings, sustainable information and technology, scientific research for sustainable development;

2. A company with an economic activity contributing to one or more United Nations Sustainable Development goals (UN SDG) targets. A company can be qualified as sustainable investment in case it has more than 20% of its revenues aligned with the SDGs and less than 20% of its revenues misaligned with the UN SDGs. A company qualifying as sustainable investment through this criteria can for example contribute to the following objectives:

a. Environmental: sustainable agriculture, sustainable management of water and sanitation, sustainable and modern energy, sustainable economic growth, sustainable infrastructure, sustainable cities, sustainable consumption and production patterns, fight against climate change, conservation and sustainable use of oceans, seas and marine resources, protection, restoration and sustainable use of terrestrial ecosystems, sustainable management of forests, fight against desertification, land degradation and biodiversity loss;

b. Social: no poverty, zero hunger, food security, healthy lives and well-being at all ages, inclusive and equitable quality education and lifelong learning opportunities, gender equality, women and girls empowerment, availability of water and sanitation, access to affordable, reliable and modern energy, inclusive and sustainable economic growth, full and productive employment and decent work, resilient infrastructure, inclusive and sustainable industrialization, reduced inequality, inclusive, safe and resilient cities and human settlements, peaceful and inclusive societies, access to justice and effective, accountable and inclusive institutions, global partnership for sustainable development.

3. A company operating in a high GHG emission sector that is transitioning its business model to align with the objective of maintaining the global temperature rise below 1.5°C. A company qualifying as sustainable investment through this criteria can for example contribute to the following environmental objectives: GHG emissions reduction, fight against climate change;

4. A company with best-in-class environmental or social practices compared to its peers within the relevant sector and geographical region. The E or S best performer assessment is based on the BNPP AM ESG scoring methodology. The methodology scores companies and assesses them against a peer group comprising companies in comparable sectors and geographical regions. A company with a contribution score above 10 on the Environmental or Social pillar qualifies as best performer. A company qualifying as sustainable investment through this criteria can for example contribute to the following objectives:

a. Environmental: fight against climate change, environmental risk management, sustainable management of natural resources, waste management, water management, GHG emissions reduction, renewable energy, sustainable agriculture, green infrastructure;

b. Social: health and safety, human capital management, good external stakeholder management (supply chain, contractors, data), business ethics preparedness, good corporate governance.

Green bonds, social bonds and sustainability bonds issued to support specific environmental and/or social projects are also qualified as sustainable investments provided that these debt securities receive an investment recommendation 'POSITIVE' or 'NEUTRAL' from the Sustainability Center following the issuer and underlying project assessment based on a proprietary Green/Social/Sustainability Bond Assessment methodology.

Companies identified as a sustainable investment should not significantly harm any other environmental or social objectives (the Do No Significant Harm 'DNSH' principle) and should follow good governance practices. BNP Paribas Asset Management (BNPP AM) uses its proprietary methodology to assess all companies against these requirements.

More information on the internal methodology can be found on the website of the investment manager: <https://docfinder.bnpparibas-am.com/api/files/14787511-CB33-49FC-B9B5-7E934948BE63>

● **How do the sustainable investments that the financial product partially intends to make, not cause significant harm to any environmental or social sustainable investment objective?**

Sustainable investments that the product partially intends to make should not significantly harm any environmental or social objective (DNSH Principle). In this respect, the investment manager commits to consider principal adverse impacts on sustainability factors by taking into account indicators for adverse impacts as defined in SFDR, and to not invest in companies that do not meet their fundamental obligations in line with the OECD Guidelines and the UN Guiding Principles on Business and Human Rights.

How have the indicators for adverse impacts on sustainability factors been taken into account?

The investment manager ensures that throughout its investment process, the financial product takes into account principal all the adverse impact indicators that are relevant to its investment strategy to select the sustainable investments that the financial product partially intends to make by systematically implementing the sustainable investment pillars defined in the BNP Paribas Asset Management Global Sustainability Strategy (GSS) into its investment process : RBC policy, ESG integration guidelines, Stewardship, the forward-looking vision the '3Es' (Energy transition, Environmental sustainability, Equality & Inclusive Growth).

The RBC policy establishes a common framework across investments and economic activities that help identify industries and behaviours presenting a high risk of adverse impacts in violation of international norms. As part of the RBC Policy, sector policies provide a tailored approach to identify and prioritize principal adverse impacts based on the nature of the economic activity, and in many cases, the geography in which these economic activities take place.

The ESG Integration Guidelines includes a series of commitments, which are material to consideration of principal adverse sustainability impacts, and guides the internal ESG integration process. The proprietary ESG scoring framework includes an assessment of a number of adverse sustainability impacts caused by companies in which we invest. Outcome of this assessment may impact the valuation models as well as the portfolio construction depending on the severity and materiality of adverse impacts identified.

Thus, the Investment Manager considers principal adverse sustainability impacts throughout the investment process through the use of the internal ESG scores and construction of the portfolio with an improved ESG profile compared to its investment universe.

The Forward-looking perspective defines a set of objectives and developed performance indicators to measure how the researches, portfolios and commitments are aligned on three issues, the '3Es' (Energy transition, Environmental sustainability, Equality & inclusive growth) and thus support investment processes.

Furthermore, the Stewardship team regularly identifies adverse impacts through ongoing research, collaboration with other long-term investors, and dialogue with NGOs and other experts.

Principal adverse impacts are the most significant negative impacts of investment decisions on sustainability factors relating to environmental, social and employee matters, respect for human rights, anti-corruption and anti-bribery matters.

As regards the sustainable investments that the financial product intends to make, the following principal adverse sustainability impacts are taken into account:

Corporate mandatory indicators:

1. GreenHouse Gas (GHG) Emissions
2. Carbon footprint
3. GHG intensity of investee companies
4. Exposure to companies active in the fossil fuel sector
5. Share of non-renewable energy consumption and production
6. Energy consumption intensity per high impact climate sector
7. Activities negatively affecting biodiversity sensitive areas
8. Emissions to water
9. Hazardous waste ratio
10. Violations of UN Global Compact principles and Organisation for Economic Cooperation and Development (OECD) Guidelines for Multinational Enterprises
11. Lack of processes and compliance mechanisms to monitor compliance with UN Global Compact principles and OECD Guidelines for Multinational Enterprises
12. Unadjusted gender pay gap
13. Board gender diversity
14. Exposure to controversial weapons (anti-personnel mines, cluster munitions, chemical weapons and biological weapons)

Corporate voluntary indicators:

Environment

4. Investments in companies without carbon emission reduction initiatives

Social

4. Lack of a supplier code of conduct
9. Lack of a human rights policy

Sovereign mandatory indicator:

15. GHG intensity
16. Investee countries subject to social violations

More detailed information on the manner in which principal adverse impacts on sustainability factors are considered can be found in the BNP PARIBAS ASSET MANAGEMENT SFDR disclosure statement:

<https://docfinder.bnpparibas-am.com/api/files/874ADAE2-3EE7-4AD4-B0ED-84FC06E090BF>

In addition, information on how the principal adverse impacts on sustainability factors have been considered over the year will be available in the annual report of the financial product.

How are the sustainable investments aligned with the OECD Guidelines for Multinational Enterprises and the UN Guiding Principles on Business and Human Rights?

The investment universe of the financial product is periodically screened with a view to identify issuers that are potentially in violation or at risk of violation of the UN Global Compact Principles, OECD Guidelines for Multinational Enterprises and UN Guiding Principles on Business & Human Rights, including the principles and rights set out in the eight fundamental conventions identified in the Declaration of the International Labour Organisation on Fundamental Principles and Rights at Work and the International Bill of Human Rights. This assessment is conducted within the BNPP AM Sustainability Centre on the basis of internal analysis and information provided by external experts, and in consultation with BNP Paribas Group CSR Team. If an issuer is found to be in serious and repeated violations of any of the principles, it will be placed on an 'exclusion list' and will not be available for investment. Existing investments should be divested from the portfolio according to an internal procedure. If an issuer is at risk of violating any of the principles, it is placed on a 'watch list' monitored, as appropriate.

The EU Taxonomy sets out a 'do not significant harm' principle by which Taxonomy-aligned investments should not significantly harm EU Taxonomy objectives and is accompanied by specific EU criteria.

The 'do no significant harm' principle applies only to those investments underlying the financial product that take into account the EU criteria for environmentally sustainable economic activities. The investments underlying the remaining portion of this financial product do not take into account the EU criteria for environmentally sustainable economic activities.

Any other sustainable investments must also not significantly harm any environmental or social objectives.





Does this financial product consider principal adverse impacts on sustainability factors?

Yes

The product considers principal adverse impacts on sustainability factors by systematically implementing the sustainable investment pillars defined in the GSS into its investment process. These pillars are covered by firm-wide policies that set criteria to identify, consider and prioritise as well as address or mitigate adverse sustainability impacts caused by issuers.

The RBC policy establishes a common framework across investments and economic activities that help identify industries and behaviours presenting a high risk of adverse impacts in violation of international norms. As part of the RBC Policy, sector policies provide a tailored approach to identify and prioritize principal adverse impacts based on the nature of the economic activity, and in many cases, the geography in which these economic activities take place.

The ESG Integration Guidelines includes a series of commitments, which are material to consideration of principal adverse sustainability impacts, and guides the internal ESG integration process. The proprietary ESG scoring framework includes an assessment of a number of adverse sustainability impacts caused by companies in which we invest. Outcome of this assessment may impact the valuation models as well as the portfolio construction depending on the severity and materiality of adverse impacts identified.

Thus, the Investment Manager considers principal adverse sustainability impacts throughout the investment process through the use of the internal ESG scores and construction of the portfolio with an improved ESG profile compared to its investment universe.

The Forward-looking perspective defines a set of objectives and developed performance indicators to measure how the researches, portfolios and commitments are aligned on three issues, the '3Es' (Energy transition, Environmental sustainability, Equality & inclusive growth) and thus support investment processes.

Furthermore, the Stewardship team regularly identifies adverse impacts through ongoing research, collaboration with other long-term investors, and dialogue with NGOs and other experts.

Actions to address or mitigate principal adverse sustainability impacts depend on the severity and materiality of these impacts. These actions are guided by the RBC Policy, ESG Integration Guidelines, and Engagement and Voting Policy which include the following provisions :

- Exclusion of issuers that are in violation of international norms and conventions and issuers that are involved in activities presenting an unacceptable risk to society and/or the environment
- Engagement with issuers with the aim of encouraging them to improve their environmental, social and governance practices and, thus, mitigate potential adverse impacts
- In case of equity holdings, voting at Annual General Meetings of companies the portfolio is invested in to promote good governance and advance environmental and social issues
- Ensuring all securities included in the portfolio have supportive ESG research
- Managing portfolios so that their aggregate ESG score is better than the relevant benchmark or universe

Based on the above approach, and depending on the composition of the financial product's portfolio (i.e. the type of issuer), the financial product considers and addresses or mitigates the following principal adverse sustainability impacts:

Corporate mandatory indicators:

1. GreenHouse Gas (GHG) Emissions
2. Carbon footprint
3. GHG intensity of investee companies
4. Exposure to companies active in the fossil fuel sector
5. Share of non-renewable energy consumption and production
6. Energy consumption intensity per high impact climate sector



7. Activities negatively affecting biodiversity sensitive areas
8. Emissions to water
9. Hazardous waste ratio
10. Violations of UN Global Compact principles and Organisation for Economic Cooperation and Development (OECD) Guidelines for Multinational Enterprises
11. Lack of processes and compliance mechanisms to monitor compliance with UN Global Compact principles and OECD Guidelines for Multinational Enterprises
12. Unadjusted gender pay gap
13. Board gender diversity
14. Exposure to controversial weapons (anti-personnel mines, cluster munitions, chemical weapons and biological weapons)

Corporate voluntary indicators:

Environment

4. Investments in companies without carbon emission reduction initiatives

Social

4. Lack of a supplier code of conduct
9. Lack of a human rights policy

Sovereign mandatory indicator:

15. GHG intensity
16. Investee countries subject to social violations

More detailed information on the manner in which principal adverse impacts on sustainability factors are considered can be found in the BNP PARIBAS ASSET MANAGEMENT SFDR disclosure statement: <https://docfinder.bnpparibas-am.com/api/files/874ADAE2-3EE7-4AD4-BOED-84FC06E090BF>
In addition, information on how the principal adverse impacts on sustainability factors have been considered over the year will be available in the annual report of the financial product.

No



What investment strategy does this financial product follow?

The investment strategy guides investment decisions based on factors such as investment objectives and risk tolerance.

To achieve the investment objective of the financial product, the investment manager takes into account at each step of its investment process the Environmental, Social and Governance (ESG) criteria that the financial product promotes.

The investment universe of the financial product is thoroughly screened with a view to identify issuers that are in violation of the UN Global Compact Principles, OECD Guidelines for Multinational Enterprises and UN Guiding Principles on Business & Human Rights. Issuers failing to meet their fundamental obligations in the areas of human and labour rights, environment and corruption are excluded from the investment universe. The in-house sector policies relating to companies operating in sensitive areas (controversial weapons, asbestos, mining, palm oil, etc.) are implemented in order to identify and exclude companies with the worst practices.

Then the Investment Manager integrates ESG ratings and criteria into the assessment of issuers. ESG ratings are built by BNP Paribas Asset Management's Sustainability Centre using a proprietary ESG methodology.

The investment manager constantly integrates the binding elements of the investment strategy described in the question below to construct an investment portfolio with a significantly improved ESG profile compared to its investment universe.

In addition, the Investment Manager relies on the internal sustainable investment methodology, as defined in the answer to the question What are the objectives of the sustainable investments that the financial product partially intends to make and how does the sustainable investments contribute to such objectives, to determine issuers that contribute to environmental and/or social objectives.

An extra-financial strategy may comprise methodological limitations such as the ESG Investment Risk as defined by the investment manager.

The elements of the investment strategy to attain the environmental or social characteristics promoted by this financial product as described below are systematically integrated throughout the investment process.



- **What are the binding elements of the investment strategy used to select the investments to attain each of the environmental or social characteristics promoted by this financial product?**

- The financial product shall comply with the RBC Policy by excluding companies involved in controversies due to poor practices related to human and labor rights, environment, and corruption, as well as companies operating in sensitive sectors (tobacco, coal, controversial weapons, asbestos,...), as these companies are deemed to be in violation of international norms, or to cause unacceptable harm to society and/or the environment.

More information on the RBC Policy, and in particular criteria relating to sectoral exclusions, can be found on the website of the investment manager: Sustainability documents - BNPP AM Corporate English (<https://www.bnpparibas-am.com/sustainability-documents/>)

- The financial product shall have at least 90% of its assets (excluding ancillary liquid assets) covered by the ESG analysis based on the ESG internal proprietary methodology

- The financial product's investment universe shall be reduced by a minimum of 25% due to exclusion of securities with low ESG score and/or sector exclusions as per the RBC Policy

- The financial product shall have the weighted average ESG score of its portfolio higher than the weighted average ESG score of its investment universe, as defined in the Prospectus

- The financial product shall invest at least 50% of its assets in 'sustainable investments' as defined in Article 2(17) of the SFDR regulation. Criteria to qualify an investment as 'sustainable investment' are indicated in the above question 'What are the objectives of the sustainable investments that the financial product partially intends to make and does the sustainable investments contribute to such objectives' and the quantitative and qualitative thresholds are mentioned in the main part of the Prospectus

- **What is the committed minimum rate to reduce the scope of the investments considered prior to the application of that investment strategy?**

The financial product's investment universe is reduced by a minimum of 25% due to exclusion of securities with low ESG score and/or sector exclusions as per the RBC Policy.

- **What is the policy to assess good governance practices of the investee companies?**

The ESG scoring framework assesses corporate governance through a core set of standard key performance indicators for all sectors supplemented by sector specific metrics. The governance metrics and indicators to assess good governance practices such as sound management structures, employee relations, remuneration of staff and tax compliance include but are not limited to:

- Separation of power (e.g. Split CEO/Chair)
- Board diversity
- Executive pay (remuneration policy)
- Board Independence, and key committees independence
- Accountability of directors
- Financial expertise of the Audit Committee
- Respect of shareholders rights and absence of antitakeover devices
- The presence of appropriate policies (i.e. Bribery and corruption, whistleblower)
- Tax disclosure
- An assessment of prior negative incidents relating to governance

The ESG analysis goes beyond the framework to look at a more qualitative assessment of how the insights from our ESG model are reflected in the culture and operations of investee companies. In some cases, the ESG analysts will conduct due diligence meetings to better understand the company's approach to corporate governance.

Good governance practices include sound management structures, employee relations, remuneration of staff and tax compliance.



What is the asset allocation planned for this financial product?

At least 80% of the investments of the financial product will be used to meet the environmental or social characteristics promoted, in accordance with the binding elements of the investment strategy of the financial product.

For the avoidance of doubt, such a proportion is solely a minimum and the exact percentage of the investments of the financial product that attained the promoted environmental or social characteristics will be available in the annual report.

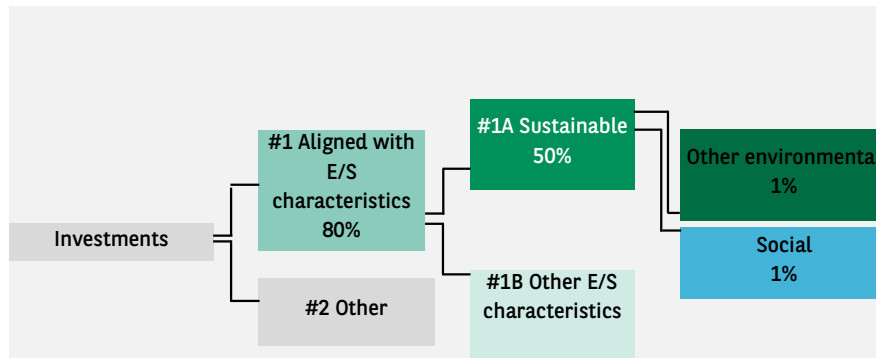
The minimum proportion of sustainable investments of the financial product is 50%.

The remaining proportion of the investments is mainly used as described under the question: "What investments are included under "#2 Other", what is their purpose and are there any minimum environmental or social safeguards?"

Asset allocation describes the share of investments in specific assets.

Taxonomy-aligned activities are expressed as a share of:

- **turnover** reflecting the share of revenue from green activities of investee companies.
- **capital expenditure** (CapEx) showing the green investments made by investee companies, e.g. for a transition to a green economy.
- **operational expenditure** (OpEx) reflecting green operational activities of investee companies.



#1 Aligned with E/S characteristics includes the investments of the financial product used to attain the environmental or social characteristics promoted by the financial product.

#2 Other includes the remaining investments of the financial product which are neither aligned with the environmental or social characteristics, nor are qualified as sustainable investments.

The category **#1 Aligned with E/S characteristics** covers:

The sub-category **#1A Sustainable** covers sustainable investments with environmental or social objectives.

The sub-category **#1B Other E/S characteristics** covers investments aligned with the environmental or social characteristics that do not qualify as sustainable investments.

● **How does the use of derivatives attain the environmental or social characteristics promoted by the financial product?**

Financial derivative instruments may be used for efficient portfolio management, hedging and/or investment purposes, if applicable. These instruments are not used to attain the environmental or social characteristics promoted by the product.



To what minimum extent are sustainable investments with an environmental objective aligned with the EU Taxonomy?

Not applicable

● **Does the financial product invest in fossil gas and/or nuclear energy related activities that comply with the EU Taxonomy¹?**

Yes

In fossil gas

In Nuclear Energy

No

¹ -Fossil gas and/or nuclear related activities will only comply with the EU Taxonomy where they contribute to limiting climate change ("climate change mitigation") and do not significantly harm any EU Taxonomy objective - see explanatory note in the left hand margin. The full criteria for fossil gas and nuclear energy economic activities that comply with the EU Taxonomy are laid down in Commission Delegated Regulation (EU) 2022/1214.



Enabling activities directly enable other activities to make a substantial contribution to an environmental objective. **Transitional activities** are activities for which low-carbon alternatives are not yet available and among others have greenhouse gas emission levels corresponding to the best performance.

The two graphs below show in green the minimum percentage of investments that are aligned with the EU Taxonomy. As there is no appropriate methodology to determine the Taxonomy-alignment of sovereign bonds*, the first graph shows the Taxonomy-alignment in relation to all the investments of the financial product including sovereign bonds, while the second graph shows the Taxonomy-alignment only in relation to the investments of the financial product other than sovereign bonds.



* For the purpose of these graphs, 'sovereign bonds' consist of all sovereign exposures

● **What is the minimum share of investments in transitional and enabling activities?**

Not applicable

are sustainable investments with an environmental objective that **do not take into account the criteria** for environmentally sustainable economic activities under the EU Taxonomy.

● **What is the minimum share of sustainable investments with an environmental objective that are not aligned with the EU Taxonomy?**

The minimum share of sustainable investments with an environmental objective that are not aligned with the EU Taxonomy is 1%.

The minimum share is intentionally low as the objective of the investment manager is not to prevent the product from investing in taxonomy-aligned activities within the framework of the investment strategy of the product.

The Management Company is improving its Taxonomy-alignment data collection to ensure the accuracy and suitability of its Taxonomy sustainability-related disclosures. In the meantime, the financial product will invest in sustainable investments with an environmental objective that are not aligned with the EU Taxonomy.

● **What is the minimum share of socially sustainable investments?**

The minimum share of socially sustainable investments within the financial product is 1%.

● **What investments are included under '#2 Other', what is their purpose and are there any minimum environmental or social safeguards?**

The remaining proportion of the investments may include :

- The proportion of assets that are not used to meet the environmental or social characteristics promoted by the financial product. These assets are used for investment purposes, or
- Instruments which are mainly used for liquidity, efficient portfolio management, and/or hedging purposes, notably cash, deposits and derivatives

In any case, the investment manager will ensure that those investments are made while maintaining the

improvement of the ESG profile of the financial product. In addition, those investments are made in compliance with our internal processes, including the following minimum environmental or social safeguards:

- The risk management policy. The risk management policy comprises procedures as are necessary to enable the management company to assess for each financial product it manages the exposure of that product to market, liquidity, sustainability and counterparty risks. And

- The RBC policy, where applicable, through the exclusion of companies involved in controversies due to poor practices related to human and labour rights, environment, and corruption, as well as companies operating in sensitive sectors (tobacco, coal, controversial weapons, asbestos,...), as these companies are deemed to be in violation of international norms, or to cause unacceptable harm to society and/or the environment



Is a specific index designated as a reference benchmark to determine whether this financial product is aligned with the environmental and/or social characteristics that it promotes?

Reference benchmarks are indexes to measure whether the financial product attains the environmental or social characteristics that they promote.

No reference benchmark has been designated for the purpose of attaining the environmental or social characteristics promoted by the financial product.

- **How is the reference benchmark continuously aligned with each of the environmental or social characteristics promoted by the financial product?**

Not applicable

- **How is the alignment of the investment strategy with the methodology of the index ensured on a continuous basis?**

Not applicable

- **How does the designated index differ from a relevant broad market index?**

Not applicable

- **Where can the methodology used for the calculation of the designated index be found?**

Not applicable



Where can I find more product specific information online?

More product-specific information can be found on the website: <https://www.bnpparibas-am.com/> after choosing the relevant country and directly in the section 'Sustainability-related disclosures' dedicated to the product.

Template pre-contractual disclosure for the financial products referred to in Article 8, paragraphs 1, 2 and 2a, of Regulation (EU) 2019/2088 and Article 6, first paragraph, of Regulation (EU) 2020/852

Sustainable investment means an investment in an economic activity that contributes to an environmental or social objective, provided that the investment does not significantly harm any environmental or social objective and that the investee companies follow good governance practices.

The **EU Taxonomy** is a classification system laid down in Regulation (EU) 2020/852, establishing a list of **environmentally sustainable economic activities**. That Regulation does not lay down a list of socially sustainable economic activities. Sustainable investments with an environmental objective might be aligned with the Taxonomy or not.

Product name : **BNP PARIBAS FUNDS SUSTAINABLE EURO BOND**

Legal Entity Identifier : 213800PADJD20WPPPM31

Environmental and/or social characteristics

Does this financial product have a sustainable investment objective?	
<input checked="" type="radio"/> <input type="radio"/> Yes	<input checked="" type="radio"/> <input type="radio"/> No
<input type="checkbox"/> It will make a minimum of sustainable investments with an environmental objective: ____% <input type="checkbox"/> in economic activities that qualify as environmentally sustainable under the EU Taxonomy <input type="checkbox"/> in economic activities that do not qualify as environmentally sustainable under the EU Taxonomy <input type="checkbox"/> It will make a minimum of sustainable investments with a social objective: ____%	<input checked="" type="checkbox"/> It promotes Environmental/Social (E/S) characteristics and while it does not have as its objective a sustainable investment, it will have a minimum proportion of 50% of sustainable investments <input type="checkbox"/> with an environmental objective in economic activities that qualify as environmentally sustainable under the EU Taxonomy <input checked="" type="checkbox"/> with an environmental objective in economic activities that do not qualify as environmentally sustainable under the EU Taxonomy <input checked="" type="checkbox"/> with a social objective <input type="checkbox"/> It promotes E/S characteristics, but will not make any sustainable investments



What environmental and/or social characteristics are promoted by this financial product?

The financial product promotes environmental and social characteristics by assessing underlying investments against Environmental, Social, and Governance (ESG) criteria using an ESG internal proprietary methodology, and by investing in issuers that demonstrate good environmental social and governance practices.

Corporate issuers

The investment strategy selects corporate issuers with the best ESG practices within their sector of activity through:

The positive screening using a selectivity approach. This involves evaluation of ESG performance of an issuer

against a combination of environmental, social and governance factors which include but are not limited to:

- Environmental: energy efficiency, reduction of emissions of greenhouse gases (GHG), treatment of waste
- Social: respect of human rights and workers' rights, human resources management (workers' health and safety, diversity)
- Governance: Board of Directors independence, managers' remuneration, respect of minority shareholders rights

The negative screening applying exclusion criteria with regard to issuers that are in violation of international norms and convention, or operate in sensitive sectors as defined by the Responsible Business Conduct Policy (RBC Policy).

Sovereign issuers

The investment strategy selects sovereign issuers based on their performance across the environmental, social and governance pillars. The ESG performance of each country is assessed using an internal Sovereign ESG methodology that focuses on measuring governments' efforts to produce and preserve assets, goods, and services with high ESG values, according to their level of economic development. This involves evaluation of a country against a combination of environmental, social and governance factors, which include but not limited to:

- Environmental: climate mitigation, biodiversity, energy efficiency, land resources, pollution
- Social: life conditions, economic inequality, education, employment, health infrastructure, human capital
- Governance: business rights, corruption, democratic life, political stability, security

BNP Paribas Asset Management's Global Sustainability Strategy places a strong emphasis on combatting climate change. Therefore, given the importance of sovereigns in addressing climate change, the internal Sovereign ESG methodology includes an additional scoring component that captures the country's contribution to progress towards the net-zero goals set out in the Paris Agreement. This additional scoring component reflects countries' commitment to future targets balanced by their current policies and their forward-looking physical climate risk exposure. It combines temperature alignment methodology for determining national contributions to climate change with an assessment of the laws and policies countries have in place for addressing climate change.

The investment manager also applies the BNP Paribas Group's sensitive countries framework, which includes restrictive measures on certain countries and/or activities that are considered as being particularly exposed to money laundering and terrorism financing related risks.

Furthermore, the investment manager promotes better environmental and social outcomes through engagement with issuers and the exercise of voting rights according to the Stewardship policy, where applicable.

No reference benchmark has been designated for the purpose of attaining the environmental or social characteristics promoted by the financial product.

● **What sustainability indicators are used to measure the attainment of each of the environmental or social characteristics promoted by this financial product?**

The following sustainability indicators are used to measure the attainment of the environmental and social characteristics promoted by the financial product:

- The percentage of the financial product's portfolio compliant with the RBC Policy
- The percentage of the financial product's portfolio covered by ESG analysis based on the ESG internal proprietary methodology
- The percentage of the financial product's investment universe reduction due to exclusion of securities with low ESG score and/or sector exclusions as per the RBC Policy
- The weighted average ESG score of the financial product's portfolio compared to the weighted average ESG score of its investment universe, as defined in the Prospectus
- The percentage of the financial product's portfolio invested in 'sustainable investments' as defined in

Sustainability indicators measure how the environmental or social characteristics promoted by the financial product are attained.

● **What are the objectives of the sustainable investments that the financial product partially intends to make and how does the sustainable investment contribute to such objectives?**

The objectives of the sustainable investments made by the financial product are to finance companies that contribute to environmental and/or social objectives through their products and services, as well as their sustainable practices.

The internal methodology, as defined in the main part of the Prospectus, integrates several criteria into its definition of sustainable investments that are considered to be core components to qualify a company as sustainable. These criteria are complementary to each other. In practice, a company must meet at least one of the criteria described below in order to be considered as contributing to an environmental or social objective:

1. A company with an economic activity aligned with the EU Taxonomy objectives. A company can be qualified as sustainable investment in case it has more than 20% of its revenues aligned with the EU Taxonomy. A company qualifying as sustainable investment through this criteria can for example contribute to the following environmental objectives: sustainable forestry, environmental restoration, sustainable manufacturing, renewable energy, water supply, sewerage, waste management and remediation, sustainable transportation, sustainable buildings, sustainable information and technology, scientific research for sustainable development;

2. A company with an economic activity contributing to one or more United Nations Sustainable Development goals (UN SDG) targets. A company can be qualified as sustainable investment in case it has more than 20% of its revenues aligned with the SDGs and less than 20% of its revenues misaligned with the UN SDGs. A company qualifying as sustainable investment through this criteria can for example contribute to the following objectives:

a. Environmental: sustainable agriculture, sustainable management of water and sanitation, sustainable and modern energy, sustainable economic growth, sustainable infrastructure, sustainable cities, sustainable consumption and production patterns, fight against climate change, conservation and sustainable use of oceans, seas and marine resources, protection, restoration and sustainable use of terrestrial ecosystems, sustainable management of forests, fight against desertification, land degradation and biodiversity loss;

b. Social: no poverty, zero hunger, food security, healthy lives and well-being at all ages, inclusive and equitable quality education and lifelong learning opportunities, gender equality, women and girls empowerment, availability of water and sanitation, access to affordable, reliable and modern energy, inclusive and sustainable economic growth, full and productive employment and decent work, resilient infrastructure, inclusive and sustainable industrialization, reduced inequality, inclusive, safe and resilient cities and human settlements, peaceful and inclusive societies, access to justice and effective, accountable and inclusive institutions, global partnership for sustainable development.

3. A company operating in a high GHG emission sector that is transitioning its business model to align with the objective of maintaining the global temperature rise below 1.5°C. A company qualifying as sustainable investment through this criteria can for example contribute to the following environmental objectives: GHG emissions reduction, fight against climate change;

4. A company with best-in-class environmental or social practices compared to its peers within the relevant sector and geographical region. The E or S best performer assessment is based on the BNPP AM ESG scoring methodology. The methodology scores companies and assesses them against a peer group comprising companies in comparable sectors and geographical regions. A company with a contribution score above 10 on the Environmental or Social pillar qualifies as best performer. A company qualifying as sustainable investment through this criteria can for example contribute to the following objectives:

a. Environmental: fight against climate change, environmental risk management, sustainable management of natural resources, waste management, water management, GHG emissions reduction, renewable energy, sustainable agriculture, green infrastructure;

b. Social: health and safety, human capital management, good external stakeholder management (supply chain, contractors, data), business ethics preparedness, good corporate governance.

Green bonds, social bonds and sustainability bonds issued to support specific environmental and/or social projects are also qualified as sustainable investments provided that these debt securities receive an investment recommendation 'POSITIVE' or 'NEUTRAL' from the Sustainability Center following the issuer and underlying project assessment based on a proprietary Green/Social/Sustainability Bond Assessment methodology.

Companies identified as a sustainable investment should not significantly harm any other environmental or social objectives (the Do No Significant Harm 'DNSH' principle) and should follow good governance practices. BNP Paribas Asset Management (BNPP AM) uses its proprietary methodology to assess all companies against these requirements.

More information on the internal methodology can be found on the website of the investment manager: <https://docfinder.bnpparibas-am.com/api/files/14787511-CB33-49FC-B9B5-7E934948BE63>

● **How do the sustainable investments that the financial product partially intends to make, not cause significant harm to any environmental or social sustainable investment objective?**

Sustainable investments that the product partially intends to make should not significantly harm any environmental or social objective (DNSH Principle). In this respect, the investment manager commits to consider principal adverse impacts on sustainability factors by taking into account indicators for adverse impacts as defined in SFDR, and to not invest in companies that do not meet their fundamental obligations in line with the OECD Guidelines and the UN Guiding Principles on Business and Human Rights.

How have the indicators for adverse impacts on sustainability factors been taken into account?

The investment manager ensures that throughout its investment process, the financial product takes into account principal all the adverse impact indicators that are relevant to its investment strategy to select the sustainable investments that the financial product partially intends to make by systematically implementing the sustainable investment pillars defined in the BNP Paribas Asset Management Global Sustainability Strategy (GSS) into its investment process : RBC policy, ESG integration guidelines, Stewardship, the forward-looking vision the '3Es' (Energy transition, Environmental sustainability, Equality & Inclusive Growth).

The RBC policy establishes a common framework across investments and economic activities that help identify industries and behaviours presenting a high risk of adverse impacts in violation of international norms. As part of the RBC Policy, sector policies provide a tailored approach to identify and prioritize principal adverse impacts based on the nature of the economic activity, and in many cases, the geography in which these economic activities take place.

The ESG Integration Guidelines includes a series of commitments, which are material to consideration of principal adverse sustainability impacts, and guides the internal ESG integration process. The proprietary ESG scoring framework includes an assessment of a number of adverse sustainability impacts caused by companies in which we invest. Outcome of this assessment may impact the valuation models as well as the portfolio construction depending on the severity and materiality of adverse impacts identified.

Thus, the Investment Manager considers principal adverse sustainability impacts throughout the investment process through the use of the internal ESG scores and construction of the portfolio with an improved ESG profile compared to its investment universe.

The Forward-looking perspective defines a set of objectives and developed performance indicators to measure how the researches, portfolios and commitments are aligned on three issues, the '3Es' (Energy transition, Environmental sustainability, Equality & inclusive growth) and thus support investment processes.

Furthermore, the Stewardship team regularly identifies adverse impacts through ongoing research, collaboration with other long-term investors, and dialogue with NGOs and other experts.

Principal adverse impacts are the most significant negative impacts of investment decisions on sustainability factors relating to environmental, social and employee matters, respect for human rights, anti-corruption and anti-bribery matters.

As regards the sustainable investments that the financial product intends to make, the following principal adverse sustainability impacts are taken into account:

Corporate mandatory indicators:

1. GreenHouse Gas (GHG) Emissions
2. Carbon footprint
3. GHG intensity of investee companies
4. Exposure to companies active in the fossil fuel sector
5. Share of non-renewable energy consumption and production
6. Energy consumption intensity per high impact climate sector
7. Activities negatively affecting biodiversity sensitive areas
8. Emissions to water
9. Hazardous waste ratio
10. Violations of UN Global Compact principles and Organisation for Economic Cooperation and Development (OECD) Guidelines for Multinational Enterprises
11. Lack of processes and compliance mechanisms to monitor compliance with UN Global Compact principles and OECD Guidelines for Multinational Enterprises
12. Unadjusted gender pay gap
13. Board gender diversity
14. Exposure to controversial weapons (anti-personnel mines, cluster munitions, chemical weapons and biological weapons)

Corporate voluntary indicators:

Environment

4. Investments in companies without carbon emission reduction initiatives

Social

4. Lack of a supplier code of conduct
9. Lack of a human rights policy

Sovereign mandatory indicator:

15. GHG intensity
16. Investee countries subject to social violations

More detailed information on the manner in which principal adverse impacts on sustainability factors are considered can be found in the BNP PARIBAS ASSET MANAGEMENT SFDR disclosure statement:

<https://docfinder.bnpparibas-am.com/api/files/874ADAE2-3EE7-4AD4-B0ED-84FC06E090BF>

In addition, information on how the principal adverse impacts on sustainability factors have been considered over the year will be available in the annual report of the financial product.

How are the sustainable investments aligned with the OECD Guidelines for Multinational Enterprises and the UN Guiding Principles on Business and Human Rights?

The investment universe of the financial product is periodically screened with a view to identify issuers that are potentially in violation or at risk of violation of the UN Global Compact Principles, OECD Guidelines for Multinational Enterprises and UN Guiding Principles on Business & Human Rights, including the principles and rights set out in the eight fundamental conventions identified in the Declaration of the International Labour Organisation on Fundamental Principles and Rights at Work and the International Bill of Human Rights. This assessment is conducted within the BNPP AM Sustainability Centre on the basis of internal analysis and information provided by external experts, and in consultation with BNP Paribas Group CSR Team. If an issuer is found to be in serious and repeated violations of any of the principles, it will be placed on an 'exclusion list' and will not be available for investment. Existing investments should be divested from the portfolio according to an internal procedure. If an issuer is at risk of violating any of the principles, it is placed on a 'watch list' monitored, as appropriate.

The EU Taxonomy sets out a 'do not significant harm' principle by which Taxonomy-aligned investments should not significantly harm EU Taxonomy objectives and is accompanied by specific EU criteria.

The 'do no significant harm' principle applies only to those investments underlying the financial product that take into account the EU criteria for environmentally sustainable economic activities. The investments underlying the remaining portion of this financial product do not take into account the EU criteria for environmentally sustainable economic activities.

Any other sustainable investments must also not significantly harm any environmental or social objectives.





Does this financial product consider principal adverse impacts on sustainability factors?

Yes

The product considers principal adverse impacts on sustainability factors by systematically implementing the sustainable investment pillars defined in the GSS into its investment process. These pillars are covered by firm-wide policies that set criteria to identify, consider and prioritise as well as address or mitigate adverse sustainability impacts caused by issuers.

The RBC policy establishes a common framework across investments and economic activities that help identify industries and behaviours presenting a high risk of adverse impacts in violation of international norms. As part of the RBC Policy, sector policies provide a tailored approach to identify and prioritize principal adverse impacts based on the nature of the economic activity, and in many cases, the geography in which these economic activities take place.

The ESG Integration Guidelines includes a series of commitments, which are material to consideration of principal adverse sustainability impacts, and guides the internal ESG integration process. The proprietary ESG scoring framework includes an assessment of a number of adverse sustainability impacts caused by companies in which we invest. Outcome of this assessment may impact the valuation models as well as the portfolio construction depending on the severity and materiality of adverse impacts identified.

Thus, the Investment Manager considers principal adverse sustainability impacts throughout the investment process through the use of the internal ESG scores and construction of the portfolio with an improved ESG profile compared to its investment universe.

The Forward-looking perspective defines a set of objectives and developed performance indicators to measure how the researches, portfolios and commitments are aligned on three issues, the '3Es' (Energy transition, Environmental sustainability, Equality & inclusive growth) and thus support investment processes.

Furthermore, the Stewardship team regularly identifies adverse impacts through ongoing research, collaboration with other long-term investors, and dialogue with NGOs and other experts.

Actions to address or mitigate principal adverse sustainability impacts depend on the severity and materiality of these impacts. These actions are guided by the RBC Policy, ESG Integration Guidelines, and Engagement and Voting Policy which include the following provisions :

- Exclusion of issuers that are in violation of international norms and conventions and issuers that are involved in activities presenting an unacceptable risk to society and/or the environment
- Engagement with issuers with the aim of encouraging them to improve their environmental, social and governance practices and, thus, mitigate potential adverse impacts
- In case of equity holdings, voting at Annual General Meetings of companies the portfolio is invested in to promote good governance and advance environmental and social issues
- Ensuring all securities included in the portfolio have supportive ESG research
- Managing portfolios so that their aggregate ESG score is better than the relevant benchmark or universe

Based on the above approach, and depending on the composition of the financial product's portfolio (i.e. the type of issuer), the financial product considers and addresses or mitigates the following principal adverse sustainability impacts:

Corporate mandatory indicators:

1. GreenHouse Gas (GHG) Emissions
2. Carbon footprint
3. GHG intensity of investee companies
4. Exposure to companies active in the fossil fuel sector
5. Share of non-renewable energy consumption and production
6. Energy consumption intensity per high impact climate sector



7. Activities negatively affecting biodiversity sensitive areas
8. Emissions to water
9. Hazardous waste ratio
10. Violations of UN Global Compact principles and Organisation for Economic Cooperation and Development (OECD) Guidelines for Multinational Enterprises
11. Lack of processes and compliance mechanisms to monitor compliance with UN Global Compact principles and OECD Guidelines for Multinational Enterprises
12. Unadjusted gender pay gap
13. Board gender diversity
14. Exposure to controversial weapons (anti-personnel mines, cluster munitions, chemical weapons and biological weapons)

Corporate voluntary indicators:

Environment

4. Investments in companies without carbon emission reduction initiatives

Social

4. Lack of a supplier code of conduct
9. Lack of a human rights policy

Sovereign mandatory indicator:

15. GHG intensity
16. Investee countries subject to social violations

More detailed information on the manner in which principal adverse impacts on sustainability factors are considered can be found in the BNP PARIBAS ASSET MANAGEMENT SFDR disclosure statement: <https://docfinder.bnpparibas-am.com/api/files/874ADAE2-3EE7-4AD4-BOED-84FC06E090BF>
In addition, information on how the principal adverse impacts on sustainability factors have been considered over the year will be available in the annual report of the financial product.

No



What investment strategy does this financial product follow?

The investment strategy guides investment decisions based on factors such as investment objectives and risk tolerance.

To achieve the investment objective of the financial product, the investment manager takes into account at each step of its investment process the Environmental, Social and Governance (ESG) criteria that the financial product promotes.

The investment universe of the financial product is thoroughly screened with a view to identify issuers that are in violation of the UN Global Compact Principles, OECD Guidelines for Multinational Enterprises and UN Guiding Principles on Business & Human Rights. Issuers failing to meet their fundamental obligations in the areas of human and labour rights, environment and corruption are excluded from the investment universe. The in-house sector policies relating to companies operating in sensitive areas (controversial weapons, asbestos, mining, palm oil, etc.) are implemented in order to identify and exclude companies with the worst practices.

Then the Investment Manager integrates ESG ratings and criteria into the assessment of issuers. ESG ratings are built by BNP Paribas Asset Management's Sustainability Centre using a proprietary ESG methodology.

The investment manager constantly integrates the binding elements of the investment strategy described in the question below to construct an investment portfolio with a significantly improved ESG profile compared to its investment universe.

In addition, the Investment Manager relies on the internal sustainable investment methodology, as defined in the answer to the question What are the objectives of the sustainable investments that the financial product partially intends to make and how does the sustainable investments contribute to such objectives, to determine issuers that contribute to environmental and/or social objectives.

An extra-financial strategy may comprise methodological limitations such as the ESG Investment Risk as defined by the investment manager.

The elements of the investment strategy to attain the environmental or social characteristics promoted by this financial product as described below are systematically integrated throughout the investment process.

● **What are the binding elements of the investment strategy used to select the investments to attain each of the environmental or social characteristics promoted by this financial product?**

- The financial product shall comply with the RBC Policy by excluding companies involved in controversies due to poor practices related to human and labor rights, environment, and corruption, as well as companies operating in sensitive sectors (tobacco, coal, controversial weapons, asbestos,...), as these companies are deemed to be in violation of international norms, or to cause unacceptable harm to society and/or the environment.

More information on the RBC Policy, and in particular criteria relating to sectoral exclusions, can be found on the website of the investment manager: Sustainability documents - BNPP AM Corporate English (<https://www.bnpparibas-am.com/sustainability-documents/>)

- The financial product shall have at least 90% of its assets (excluding ancillary liquid assets) covered by the ESG analysis based on the ESG internal proprietary methodology

- The financial product's investment universe shall be reduced by a minimum of 25% due to exclusion of securities with low ESG score and/or sector exclusions as per the RBC Policy

- The financial product shall have the weighted average ESG score of its portfolio higher than the weighted average ESG score of its investment universe, as defined in the Prospectus

- The financial product shall invest at least 50% of its assets in 'sustainable investments' as defined in Article 2(17) of the SFDR regulation. Criteria to qualify an investment as 'sustainable investment' are indicated in the above question 'What are the objectives of the sustainable investments that the financial product partially intends to make and does the sustainable investments contribute to such objectives' and the quantitative and qualitative thresholds are mentioned in the main part of the Prospectus

● **What is the committed minimum rate to reduce the scope of the investments considered prior to the application of that investment strategy?**

The financial product's investment universe is reduced by a minimum of 25% due to exclusion of securities with low ESG score and/or sector exclusions as per the RBC Policy.

● **What is the policy to assess good governance practices of the investee companies?**

The ESG scoring framework assesses corporate governance through a core set of standard key performance indicators for all sectors supplemented by sector specific metrics. The governance metrics and indicators to assess good governance practices such as sound management structures, employee relations, remuneration of staff and tax compliance include but are not limited to:

- Separation of power (e.g. Split CEO/Chair)
- Board diversity
- Executive pay (remuneration policy)
- Board Independence, and key committees independence
- Accountability of directors
- Financial expertise of the Audit Committee
- Respect of shareholders rights and absence of antitakeover devices
- The presence of appropriate policies (i.e. Bribery and corruption, whistleblower)
- Tax disclosure
- An assessment of prior negative incidents relating to governance

The ESG analysis goes beyond the framework to look at a more qualitative assessment of how the insights from our ESG model are reflected in the culture and operations of investee companies. In some cases, the ESG analysts will conduct due diligence meetings to better understand the company's approach to corporate governance.

 **What is the asset allocation planned for this financial product?**

At least 50% of the investments of the financial product will be used to meet the environmental or social characteristics promoted, in accordance with the binding elements of the investment strategy of the financial product.

For the avoidance of doubt, such a proportion is solely a minimum and the exact percentage of the investments of the financial product that attained the promoted environmental or social characteristics will be available in the annual report.

Good governance practices include sound management structures, employee relations, remuneration of staff and tax compliance.

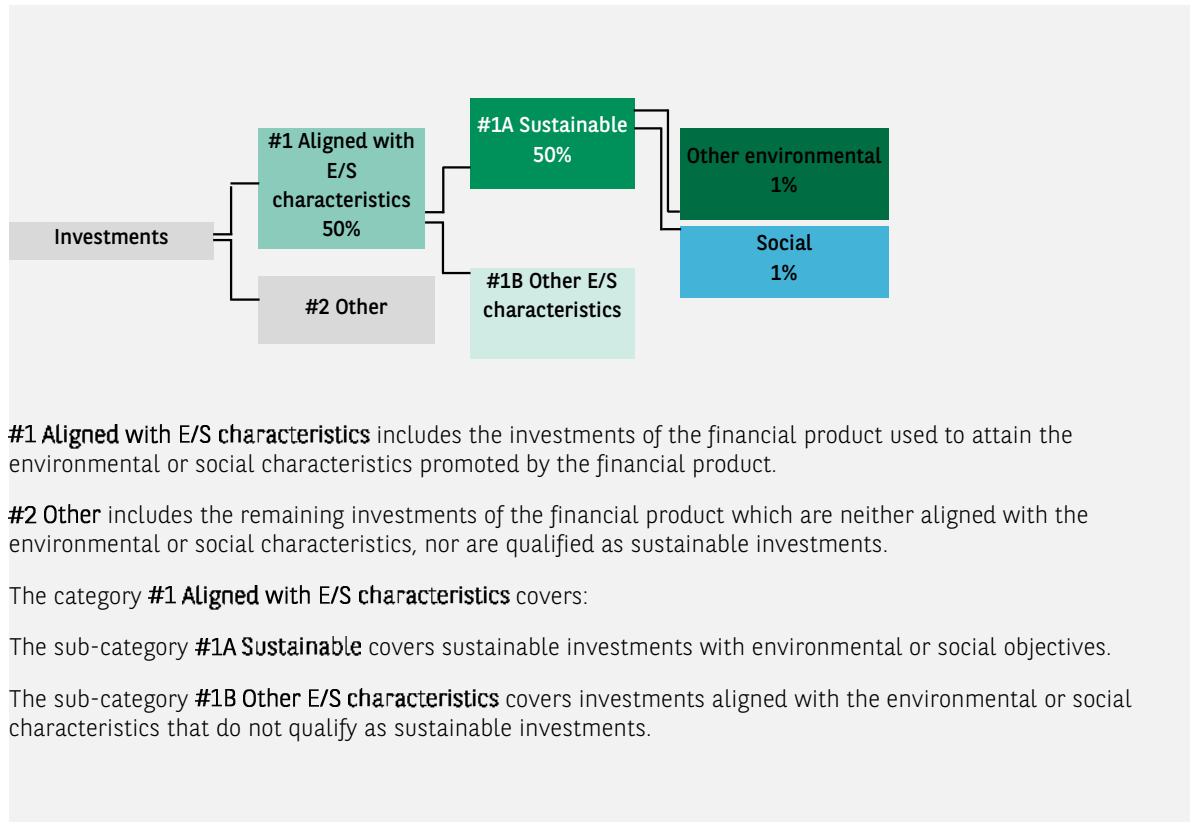
Asset allocation describes the share of investments in specific assets.

Taxonomy-aligned activities are expressed as a share of:

- **turnover** reflecting the share of revenue from green activities of investee companies.
- **capital expenditure** (CapEx) showing the green investments made by investee companies, e.g. for a transition to a green economy.
- **operational expenditure** (OpEx) reflecting green operational activities of investee companies.

The minimum proportion of sustainable investments of the financial product is 50%.

The remaining proportion of the investments is mainly used as described under the question: "What investments are included under "#2 Other", what is their purpose and are there any minimum environmental or social safeguards?"



#1 Aligned with E/S characteristics includes the investments of the financial product used to attain the environmental or social characteristics promoted by the financial product.

#2 Other includes the remaining investments of the financial product which are neither aligned with the environmental or social characteristics, nor are qualified as sustainable investments.

The category **#1 Aligned with E/S characteristics** covers:

The sub-category **#1A Sustainable** covers sustainable investments with environmental or social objectives.

The sub-category **#1B Other E/S characteristics** covers investments aligned with the environmental or social characteristics that do not qualify as sustainable investments.

● **How does the use of derivatives attain the environmental or social characteristics promoted by the financial product?**

Financial derivative instruments may be used for efficient portfolio management, hedging and/or investment purposes, if applicable. These instruments are not used to attain the environmental or social characteristics promoted by the product.



To what minimum extent are sustainable investments with an environmental objective aligned with the EU Taxonomy?

Not applicable

● **Does the financial product invest in fossil gas and/or nuclear energy related activities that comply with the EU Taxonomy¹?**

Yes

In fossil gas In Nuclear Energy

No

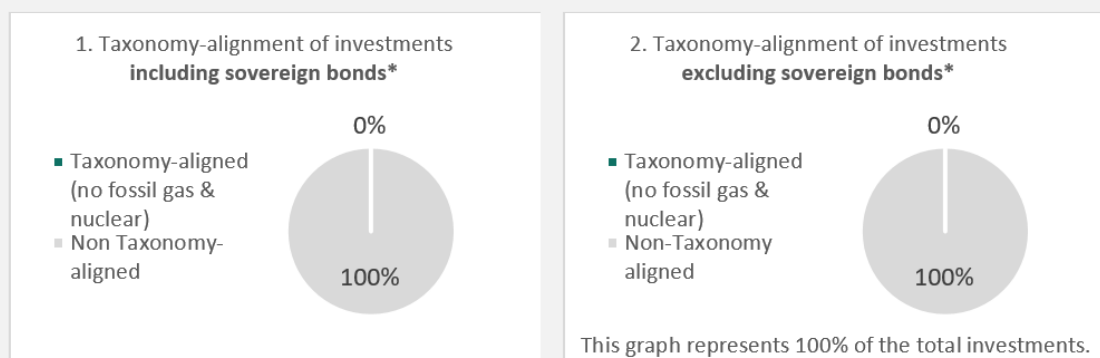
¹ - Fossil gas and/or nuclear related activities will only comply with the EU Taxonomy where they contribute to limiting climate change ("climate change mitigation") and do not significantly harm any EU Taxonomy objective - see explanatory note in the left hand margin. The full criteria for fossil gas and nuclear energy economic activities that comply with the EU Taxonomy are laid down in Commission Delegated Regulation (EU) 2022/1214.

To comply with the EU Taxonomy, the criteria for **fossil gas** include limitations on emissions and switching to renewable power or low-carbon fuels by the end of 2035. For **nuclear energy**, the criteria include comprehensive management rules.



Enabling activities directly enable other activities to make a substantial contribution to an environmental objective. **Transitional activities** are activities for which low-carbon alternatives are not yet available and among others have greenhouse gas emission levels corresponding to the best performance.

The two graphs below show in green the minimum percentage of investments that are aligned with the EU Taxonomy. As there is no appropriate methodology to determine the Taxonomy-alignment of sovereign bonds*, the first graph shows the Taxonomy-alignment in relation to all the investments of the financial product including sovereign bonds, while the second graph shows the Taxonomy-alignment only in relation to the investments of the financial product other than sovereign bonds.



* For the purpose of these graphs, 'sovereign bonds' consist of all sovereign exposures

● **What is the minimum share of investments in transitional and enabling activities?**

Not applicable

are sustainable investments with an environmental objective that **do not take into account the criteria** for environmentally sustainable economic activities under the EU Taxonomy.

● **What is the minimum share of sustainable investments with an environmental objective that are not aligned with the EU Taxonomy?**

The minimum share of sustainable investments with an environmental objective that are not aligned with the EU Taxonomy is 1%.

The minimum share is intentionally low as the objective of the investment manager is not to prevent the product from investing in taxonomy-aligned activities within the framework of the investment strategy of the product.

The Management Company is improving its Taxonomy-alignment data collection to ensure the accuracy and suitability of its Taxonomy sustainability-related disclosures. In the meantime, the financial product will invest in sustainable investments with an environmental objective that are not aligned with the EU Taxonomy.

● **What is the minimum share of socially sustainable investments?**

The minimum share of socially sustainable investments within the financial product is 1%.

● **What investments are included under '#2 Other', what is their purpose and are there any minimum environmental or social safeguards?**

The remaining proportion of the investments may include :

- The proportion of assets that are not used to meet the environmental or social characteristics promoted by the financial product. These assets are used for investment purposes, or
- Instruments which are mainly used for liquidity, efficient portfolio management, and/or hedging purposes, notably cash, deposits and derivatives

In any case, the investment manager will ensure that those investments are made while maintaining the

improvement of the ESG profile of the financial product. In addition, those investments are made in compliance with our internal processes, including the following minimum environmental or social safeguards:

- The risk management policy. The risk management policy comprises procedures as are necessary to enable the management company to assess for each financial product it manages the exposure of that product to market, liquidity, sustainability and counterparty risks. And

- The RBC policy, where applicable, through the exclusion of companies involved in controversies due to poor practices related to human and labour rights, environment, and corruption, as well as companies operating in sensitive sectors (tobacco, coal, controversial weapons, asbestos,...), as these companies are deemed to be in violation of international norms, or to cause unacceptable harm to society and/or the environment



Is a specific index designated as a reference benchmark to determine whether this financial product is aligned with the environmental and/or social characteristics that it promotes?

Reference benchmarks are indexes to measure whether the financial product attains the environmental or social characteristics that they promote.

No reference benchmark has been designated for the purpose of attaining the environmental or social characteristics promoted by the financial product.

- **How is the reference benchmark continuously aligned with each of the environmental or social characteristics promoted by the financial product?**

Not applicable

- **How is the alignment of the investment strategy with the methodology of the index ensured on a continuous basis?**

Not applicable

- **How does the designated index differ from a relevant broad market index?**

Not applicable

- **Where can the methodology used for the calculation of the designated index be found?**

Not applicable



Where can I find more product specific information online?

More product-specific information can be found on the website: <https://www.bnpparibas-am.com/> after choosing the relevant country and directly in the section 'Sustainability-related disclosures' dedicated to the product.

Template pre-contractual disclosure for the financial products referred to in Article 8, paragraphs 1, 2 and 2a, of Regulation (EU) 2019/2088 and Article 6, first paragraph, of Regulation (EU) 2020/852

Sustainable investment means an investment in an economic activity that contributes to an environmental or social objective, provided that the investment does not significantly harm any environmental or social objective and that the investee companies follow good governance practices.

The **EU Taxonomy** is a classification system laid down in Regulation (EU) 2020/852, establishing a list of **environmentally sustainable economic activities**. That Regulation does not lay down a list of socially sustainable economic activities. Sustainable investments with an environmental objective might be aligned with the Taxonomy or not.

Product name : **BNP PARIBAS FUNDS SUSTAINABLE EURO CORPORATE BOND**

Legal Entity Identifier : 21380041X8BU15MQFB08

Environmental and/or social characteristics

Does this financial product have a sustainable investment objective?	
<input checked="" type="radio"/> <input type="radio"/> Yes	<input checked="" type="radio"/> <input type="radio"/> No
<input type="checkbox"/> It will make a minimum of sustainable investments with an environmental objective: ____% <input type="checkbox"/> in economic activities that qualify as environmentally sustainable under the EU Taxonomy <input type="checkbox"/> in economic activities that do not qualify as environmentally sustainable under the EU Taxonomy <input type="checkbox"/> It will make a minimum of sustainable investments with a social objective: ____%	<input checked="" type="checkbox"/> It promotes Environmental/Social (E/S) characteristics and while it does not have as its objective a sustainable investment, it will have a minimum proportion of 60% of sustainable investments <input type="checkbox"/> with an environmental objective in economic activities that qualify as environmentally sustainable under the EU Taxonomy <input checked="" type="checkbox"/> with an environmental objective in economic activities that do not qualify as environmentally sustainable under the EU Taxonomy <input checked="" type="checkbox"/> with a social objective <input type="checkbox"/> It promotes E/S characteristics, but will not make any sustainable investments



What environmental and/or social characteristics are promoted by this financial product?

The financial product promotes environmental and social characteristics by assessing underlying investments against Environmental, Social, and Governance (ESG) criteria using an ESG internal proprietary methodology, and by investing in issuers that demonstrate good environmental social and governance practices.

Corporate issuers

The investment strategy selects corporate issuers with the best ESG practices within their sector of activity through:

The positive screening using a selectivity approach. This involves evaluation of ESG performance of an issuer

against a combination of environmental, social and governance factors which include but are not limited to:

- Environmental: energy efficiency, reduction of emissions of greenhouse gases (GHG), treatment of waste
- Social: respect of human rights and workers' rights, human resources management (workers' health and safety, diversity)
- Governance: Board of Directors independence, managers' remuneration, respect of minority shareholders rights

The negative screening applying exclusion criteria with regard to issuers that are in violation of international norms and convention, or operate in sensitive sectors as defined by the Responsible Business Conduct Policy (RBC Policy).

Sovereign issuers

The investment strategy selects sovereign issuers based on their performance across the environmental, social and governance pillars. The ESG performance of each country is assessed using an internal Sovereign ESG methodology that focuses on measuring governments' efforts to produce and preserve assets, goods, and services with high ESG values, according to their level of economic development. This involves evaluation of a country against a combination of environmental, social and governance factors, which include but not limited to:

- Environmental: climate mitigation, biodiversity, energy efficiency, land resources, pollution
- Social: life conditions, economic inequality, education, employment, health infrastructure, human capital
- Governance: business rights, corruption, democratic life, political stability, security

BNP Paribas Asset Management's Global Sustainability Strategy places a strong emphasis on combatting climate change. Therefore, given the importance of sovereigns in addressing climate change, the internal Sovereign ESG methodology includes an additional scoring component that captures the country's contribution to progress towards the net-zero goals set out in the Paris Agreement. This additional scoring component reflects countries' commitment to future targets balanced by their current policies and their forward-looking physical climate risk exposure. It combines temperature alignment methodology for determining national contributions to climate change with an assessment of the laws and policies countries have in place for addressing climate change.

The investment manager also applies the BNP Paribas Group's sensitive countries framework, which includes restrictive measures on certain countries and/or activities that are considered as being particularly exposed to money laundering and terrorism financing related risks.

Furthermore, the investment manager promotes better environmental and social outcomes through engagement with issuers and the exercise of voting rights according to the Stewardship policy, where applicable.

No reference benchmark has been designated for the purpose of attaining the environmental or social characteristics promoted by the financial product.

● **What sustainability indicators are used to measure the attainment of each of the environmental or social characteristics promoted by this financial product?**

The following sustainability indicators are used to measure the attainment of the environmental and social characteristics promoted by the financial product:

- The percentage of the financial product's portfolio compliant with the RBC Policy
- The percentage of the financial product's portfolio covered by ESG analysis based on the ESG internal proprietary methodology
- The percentage of the financial product's investment universe reduction due to exclusion of securities with low ESG score and/or sector exclusions as per the RBC Policy
- The weighted average ESG score of the financial product's portfolio compared to the weighted average ESG score of its investment universe, as defined in the Prospectus
- The percentage of the financial product's portfolio invested in 'sustainable investments' as defined in

Sustainability indicators measure how the environmental or social characteristics promoted by the financial product are attained.

Article 2 (17) of the SFDR regulation

● **What are the objectives of the sustainable investments that the financial product partially intends to make and how does the sustainable investment contribute to such objectives?**

The objectives of the sustainable investments made by the financial product are to finance companies that contribute to environmental and/or social objectives through their products and services, as well as their sustainable practices.

The internal methodology, as defined in the main part of the Prospectus, integrates several criteria into its definition of sustainable investments that are considered to be core components to qualify a company as sustainable. These criteria are complementary to each other. In practice, a company must meet at least one of the criteria described below in order to be considered as contributing to an environmental or social objective:

1. A company with an economic activity aligned with the EU Taxonomy objectives. A company can be qualified as sustainable investment in case it has more than 20% of its revenues aligned with the EU Taxonomy. A company qualifying as sustainable investment through this criteria can for example contribute to the following environmental objectives: sustainable forestry, environmental restoration, sustainable manufacturing, renewable energy, water supply, sewerage, waste management and remediation, sustainable transportation, sustainable buildings, sustainable information and technology, scientific research for sustainable development;

2. A company with an economic activity contributing to one or more United Nations Sustainable Development goals (UN SDG) targets. A company can be qualified as sustainable investment in case it has more than 20% of its revenues aligned with the SDGs and less than 20% of its revenues misaligned with the UN SDGs. A company qualifying as sustainable investment through this criteria can for example contribute to the following objectives:

a. Environmental: sustainable agriculture, sustainable management of water and sanitation, sustainable and modern energy, sustainable economic growth, sustainable infrastructure, sustainable cities, sustainable consumption and production patterns, fight against climate change, conservation and sustainable use of oceans, seas and marine resources, protection, restoration and sustainable use of terrestrial ecosystems, sustainable management of forests, fight against desertification, land degradation and biodiversity loss;

b. Social: no poverty, zero hunger, food security, healthy lives and well-being at all ages, inclusive and equitable quality education and lifelong learning opportunities, gender equality, women and girls empowerment, availability of water and sanitation, access to affordable, reliable and modern energy, inclusive and sustainable economic growth, full and productive employment and decent work, resilient infrastructure, inclusive and sustainable industrialization, reduced inequality, inclusive, safe and resilient cities and human settlements, peaceful and inclusive societies, access to justice and effective, accountable and inclusive institutions, global partnership for sustainable development.

3. A company operating in a high GHG emission sector that is transitioning its business model to align with the objective of maintaining the global temperature rise below 1.5°C. A company qualifying as sustainable investment through this criteria can for example contribute to the following environmental objectives: GHG emissions reduction, fight against climate change;

4. A company with best-in-class environmental or social practices compared to its peers within the relevant sector and geographical region. The E or S best performer assessment is based on the BNPP AM ESG scoring methodology. The methodology scores companies and assesses them against a peer group comprising companies in comparable sectors and geographical regions. A company with a contribution score above 10 on the Environmental or Social pillar qualifies as best performer. A company qualifying as sustainable investment through this criteria can for example contribute to the following objectives:

a. Environmental: fight against climate change, environmental risk management, sustainable management of natural resources, waste management, water management, GHG emissions reduction, renewable energy, sustainable agriculture, green infrastructure;

b. Social: health and safety, human capital management, good external stakeholder management (supply chain, contractors, data), business ethics preparedness, good corporate governance.

Green bonds, social bonds and sustainability bonds issued to support specific environmental and/or social projects are also qualified as sustainable investments provided that these debt securities receive an investment recommendation 'POSITIVE' or 'NEUTRAL' from the Sustainability Center following the issuer and underlying project assessment based on a proprietary Green/Social/Sustainability Bond Assessment methodology.

Companies identified as a sustainable investment should not significantly harm any other environmental or social objectives (the Do No Significant Harm 'DNSH' principle) and should follow good governance practices. BNP Paribas Asset Management (BNPP AM) uses its proprietary methodology to assess all companies against these requirements.

More information on the internal methodology can be found on the website of the investment manager: <https://docfinder.bnpparibas-am.com/api/files/14787511-CB33-49FC-B9B5-7E934948BE63>

Principal adverse impacts are the most significant negative impacts of investment decisions on sustainability factors relating to environmental, social and employee matters, respect for human rights, anti-corruption and anti-bribery matters.

- **How do the sustainable investments that the financial product partially intends to make, not cause significant harm to any environmental or social sustainable investment objective?**

Sustainable investments that the product partially intends to make should not significantly harm any environmental or social objective (DNSH Principle). In this respect, the investment manager commits to consider principal adverse impacts on sustainability factors by taking into account indicators for adverse impacts as defined in SFDR, and to not invest in companies that do not meet their fundamental obligations in line with the OECD Guidelines and the UN Guiding Principles on Business and Human Rights.

How have the indicators for adverse impacts on sustainability factors been taken into account?

The investment manager ensures that throughout its investment process, the financial product takes into account principal all the adverse impact indicators that are relevant to its investment strategy to select the sustainable investments that the financial product partially intends to make by systematically implementing the sustainable investment pillars defined in the BNP Paribas Asset Management Global Sustainability Strategy (GSS) into its investment process : RBC policy, ESG integration guidelines, Stewardship, the forward-looking vision the '3Es' (Energy transition, Environmental sustainability, Equality & Inclusive Growth).

The RBC policy establishes a common framework across investments and economic activities that help identify industries and behaviours presenting a high risk of adverse impacts in violation of international norms. As part of the RBC Policy, sector policies provide a tailored approach to identify and prioritize principal adverse impacts based on the nature of the economic activity, and in many cases, the geography in which these economic activities take place.

The ESG Integration Guidelines includes a series of commitments, which are material to consideration of principal adverse sustainability impacts, and guides the internal ESG integration process. The proprietary ESG scoring framework includes an assessment of a number of adverse sustainability impacts caused by companies in which we invest. Outcome of this assessment may impact the valuation models as well as the portfolio construction depending on the severity and materiality of adverse impacts identified.

Thus, the Investment Manager considers principal adverse sustainability impacts throughout the investment process through the use of the internal ESG scores and construction of the portfolio with an improved ESG profile compared to its investment universe.

The Forward-looking perspective defines a set of objectives and developed performance indicators to measure how the researches, portfolios and commitments are aligned on three issues, the '3Es' (Energy transition, Environmental sustainability, Equality & inclusive growth) and thus support investment processes.

Furthermore, the Stewardship team regularly identifies adverse impacts through ongoing research, collaboration with other long-term investors, and dialogue with NGOs and other experts.

As regards the sustainable investments that the financial product intends to make, the following principal adverse sustainability impacts are taken into account:

Corporate mandatory indicators:

1. GreenHouse Gas (GHG) Emissions
2. Carbon footprint
3. GHG intensity of investee companies
4. Exposure to companies active in the fossil fuel sector
5. Share of non-renewable energy consumption and production
6. Energy consumption intensity per high impact climate sector
7. Activities negatively affecting biodiversity sensitive areas
8. Emissions to water
9. Hazardous waste ratio
10. Violations of UN Global Compact principles and Organisation for Economic Cooperation and Development (OECD) Guidelines for Multinational Enterprises
11. Lack of processes and compliance mechanisms to monitor compliance with UN Global Compact principles and OECD Guidelines for Multinational Enterprises
12. Unadjusted gender pay gap
13. Board gender diversity
14. Exposure to controversial weapons (anti-personnel mines, cluster munitions, chemical weapons and biological weapons)

Corporate voluntary indicators:

Environment

4. Investments in companies without carbon emission reduction initiatives

Social

4. Lack of a supplier code of conduct
9. Lack of a human rights policy

Sovereign mandatory indicator:

15. GHG intensity
16. Investee countries subject to social violations

More detailed information on the manner in which principal adverse impacts on sustainability factors are considered can be found in the BNP PARIBAS ASSET MANAGEMENT SFDR disclosure statement:

<https://docfinder.bnpparibas-am.com/api/files/874ADAE2-3EE7-4AD4-B0ED-84FC06E090BF>

In addition, information on how the principal adverse impacts on sustainability factors have been considered over the year will be available in the annual report of the financial product.

How are the sustainable investments aligned with the OECD Guidelines for Multinational Enterprises and the UN Guiding Principles on Business and Human Rights?

The investment universe of the financial product is periodically screened with a view to identify issuers that are potentially in violation or at risk of violation of the UN Global Compact Principles, OECD Guidelines for Multinational Enterprises and UN Guiding Principles on Business & Human Rights, including the principles and rights set out in the eight fundamental conventions identified in the Declaration of the International Labour Organisation on Fundamental Principles and Rights at Work and the International Bill of Human Rights. This assessment is conducted within the BNPP AM Sustainability Centre on the basis of internal analysis and information provided by external experts, and in consultation with BNP Paribas Group CSR Team. If an issuer is found to be in serious and repeated violations of any of the principles, it will be placed on an 'exclusion list' and will not be available for investment. Existing investments should be divested from the portfolio according to an internal procedure. If an issuer is at risk of violating any of the principles, it is placed on a 'watch list' monitored, as appropriate.

The EU Taxonomy sets out a 'do not significant harm' principle by which Taxonomy-aligned investments should not significantly harm EU Taxonomy objectives and is accompanied by specific EU criteria.

The 'do no significant harm' principle applies only to those investments underlying the financial product that take into account the EU criteria for environmentally sustainable economic activities. The investments underlying the remaining portion of this financial product do not take into account the EU criteria for environmentally sustainable economic activities.

Any other sustainable investments must also not significantly harm any environmental or social objectives.





Does this financial product consider principal adverse impacts on sustainability factors?

Yes

The product considers principal adverse impacts on sustainability factors by systematically implementing the sustainable investment pillars defined in the GSS into its investment process. These pillars are covered by firm-wide policies that set criteria to identify, consider and prioritise as well as address or mitigate adverse sustainability impacts caused by issuers.

The RBC policy establishes a common framework across investments and economic activities that help identify industries and behaviours presenting a high risk of adverse impacts in violation of international norms. As part of the RBC Policy, sector policies provide a tailored approach to identify and prioritize principal adverse impacts based on the nature of the economic activity, and in many cases, the geography in which these economic activities take place.

The ESG Integration Guidelines includes a series of commitments, which are material to consideration of principal adverse sustainability impacts, and guides the internal ESG integration process. The proprietary ESG scoring framework includes an assessment of a number of adverse sustainability impacts caused by companies in which we invest. Outcome of this assessment may impact the valuation models as well as the portfolio construction depending on the severity and materiality of adverse impacts identified.

Thus, the Investment Manager considers principal adverse sustainability impacts throughout the investment process through the use of the internal ESG scores and construction of the portfolio with an improved ESG profile compared to its investment universe.

The Forward-looking perspective defines a set of objectives and developed performance indicators to measure how the researches, portfolios and commitments are aligned on three issues, the '3Es' (Energy transition, Environmental sustainability, Equality & inclusive growth) and thus support investment processes.

Furthermore, the Stewardship team regularly identifies adverse impacts through ongoing research, collaboration with other long-term investors, and dialogue with NGOs and other experts.

Actions to address or mitigate principal adverse sustainability impacts depend on the severity and materiality of these impacts. These actions are guided by the RBC Policy, ESG Integration Guidelines, and Engagement and Voting Policy which include the following provisions :

- Exclusion of issuers that are in violation of international norms and conventions and issuers that are involved in activities presenting an unacceptable risk to society and/or the environment
- Engagement with issuers with the aim of encouraging them to improve their environmental, social and governance practices and, thus, mitigate potential adverse impacts
- In case of equity holdings, voting at Annual General Meetings of companies the portfolio is invested in to promote good governance and advance environmental and social issues
- Ensuring all securities included in the portfolio have supportive ESG research
- Managing portfolios so that their aggregate ESG score is better than the relevant benchmark or universe

Based on the above approach, and depending on the composition of the financial product's portfolio (i.e. the type of issuer), the financial product considers and addresses or mitigates the following principal adverse sustainability impacts:

Corporate mandatory indicators:

1. GreenHouse Gas (GHG) Emissions
2. Carbon footprint
3. GHG intensity of investee companies
4. Exposure to companies active in the fossil fuel sector
5. Share of non-renewable energy consumption and production
6. Energy consumption intensity per high impact climate sector



7. Activities negatively affecting biodiversity sensitive areas
8. Emissions to water
9. Hazardous waste ratio
10. Violations of UN Global Compact principles and Organisation for Economic Cooperation and Development (OECD) Guidelines for Multinational Enterprises
11. Lack of processes and compliance mechanisms to monitor compliance with UN Global Compact principles and OECD Guidelines for Multinational Enterprises
12. Unadjusted gender pay gap
13. Board gender diversity
14. Exposure to controversial weapons (anti-personnel mines, cluster munitions, chemical weapons and biological weapons)

Corporate voluntary indicators:

Environment

4. Investments in companies without carbon emission reduction initiatives

Social

4. Lack of a supplier code of conduct
9. Lack of a human rights policy

Sovereign mandatory indicator:

15. GHG intensity
16. Investee countries subject to social violations

More detailed information on the manner in which principal adverse impacts on sustainability factors are considered can be found in the BNP PARIBAS ASSET MANAGEMENT SFDR disclosure statement: <https://docfinder.bnpparibas-am.com/api/files/874ADAE2-3EE7-4AD4-BOED-84FC06E090BF>
In addition, information on how the principal adverse impacts on sustainability factors have been considered over the year will be available in the annual report of the financial product.

No



What investment strategy does this financial product follow?

The investment strategy guides investment decisions based on factors such as investment objectives and risk tolerance.

To achieve the investment objective of the financial product, the investment manager takes into account at each step of its investment process the Environmental, Social and Governance (ESG) criteria that the financial product promotes.

The investment universe of the financial product is thoroughly screened with a view to identify issuers that are in violation of the UN Global Compact Principles, OECD Guidelines for Multinational Enterprises and UN Guiding Principles on Business & Human Rights. Issuers failing to meet their fundamental obligations in the areas of human and labour rights, environment and corruption are excluded from the investment universe. The in-house sector policies relating to companies operating in sensitive areas (controversial weapons, asbestos, mining, palm oil, etc.) are implemented in order to identify and exclude companies with the worst practices.

Then the Investment Manager integrates ESG ratings and criteria into the assessment of issuers. ESG ratings are built by BNP Paribas Asset Management's Sustainability Centre using a proprietary ESG methodology.

The investment manager constantly integrates the binding elements of the investment strategy described in the question below to construct an investment portfolio with a significantly improved ESG profile compared to its investment universe.

In addition, the Investment Manager relies on the internal sustainable investment methodology, as defined in the answer to the question What are the objectives of the sustainable investments that the financial product partially intends to make and how does the sustainable investments contribute to such objectives, to determine issuers that contribute to environmental and/or social objectives.

An extra-financial strategy may comprise methodological limitations such as the ESG Investment Risk as defined by the investment manager.

The elements of the investment strategy to attain the environmental or social characteristics promoted by this financial product as described below are systematically integrated throughout the investment process.



● **What are the binding elements of the investment strategy used to select the investments to attain each of the environmental or social characteristics promoted by this financial product?**

- The financial product shall comply with the RBC Policy by excluding companies involved in controversies due to poor practices related to human and labor rights, environment, and corruption, as well as companies operating in sensitive sectors (tobacco, coal, controversial weapons, asbestos,...), as these companies are deemed to be in violation of international norms, or to cause unacceptable harm to society and/or the environment.

More information on the RBC Policy, and in particular criteria relating to sectoral exclusions, can be found on the website of the investment manager: Sustainability documents - BNPP AM Corporate English (<https://www.bnpparibas-am.com/sustainability-documents/>)

- The financial product shall have at least 90% of its assets (excluding ancillary liquid assets) covered by the ESG analysis based on the ESG internal proprietary methodology

- The financial product's investment universe shall be reduced by a minimum of 25% due to exclusion of securities with low ESG score and/or sector exclusions as per the RBC Policy

- The financial product shall have the weighted average ESG score of its portfolio higher than the weighted average ESG score of its investment universe, as defined in the Prospectus

- The financial product shall invest at least 60% of its assets in 'sustainable investments' as defined in Article 2 (17) of the SFDR regulation. Criteria to qualify an investment as 'sustainable investment' are indicated in the above question 'What are the objectives of the sustainable investments that the financial product partially intends to make and does the sustainable investments contribute to such objectives' and the quantitative and qualitative thresholds are mentioned in the main part of the Prospectus

● **What is the committed minimum rate to reduce the scope of the investments considered prior to the application of that investment strategy?**

The financial product's investment universe is reduced by a minimum of 25% due to exclusion of securities with low ESG score and/or sector exclusions as per the RBC Policy.

● **What is the policy to assess good governance practices of the investee companies?**

The ESG scoring framework assesses corporate governance through a core set of standard key performance indicators for all sectors supplemented by sector specific metrics. The governance metrics and indicators to assess good governance practices such as sound management structures, employee relations, remuneration of staff and tax compliance include but are not limited to:

- Separation of power (e.g. Split CEO/Chair)
- Board diversity
- Executive pay (remuneration policy)
- Board Independence, and key committees independence
- Accountability of directors
- Financial expertise of the Audit Committee
- Respect of shareholders rights and absence of antitakeover devices
- The presence of appropriate policies (i.e. Bribery and corruption, whistleblower)
- Tax disclosure
- An assessment of prior negative incidents relating to governance

The ESG analysis goes beyond the framework to look at a more qualitative assessment of how the insights from our ESG model are reflected in the culture and operations of investee companies. In some cases, the ESG analysts will conduct due diligence meetings to better understand the company's approach to corporate governance.

Good governance practices include sound management structures, employee relations, remuneration of staff and tax compliance.



What is the asset allocation planned for this financial product?

At least 80% of the investments of the financial product will be used to meet the environmental or social characteristics promoted, in accordance with the binding elements of the investment strategy of the financial product.

For the avoidance of doubt, such a proportion is solely a minimum and the exact percentage of the investments of the financial product that attained the promoted environmental or social characteristics will be available in the annual report.

The minimum proportion of sustainable investments of the financial product is 60%.

The remaining proportion of the investments is mainly used as described under the question: "What investments are included under "#2 Other", what is their purpose and are there any minimum environmental or social safeguards?"

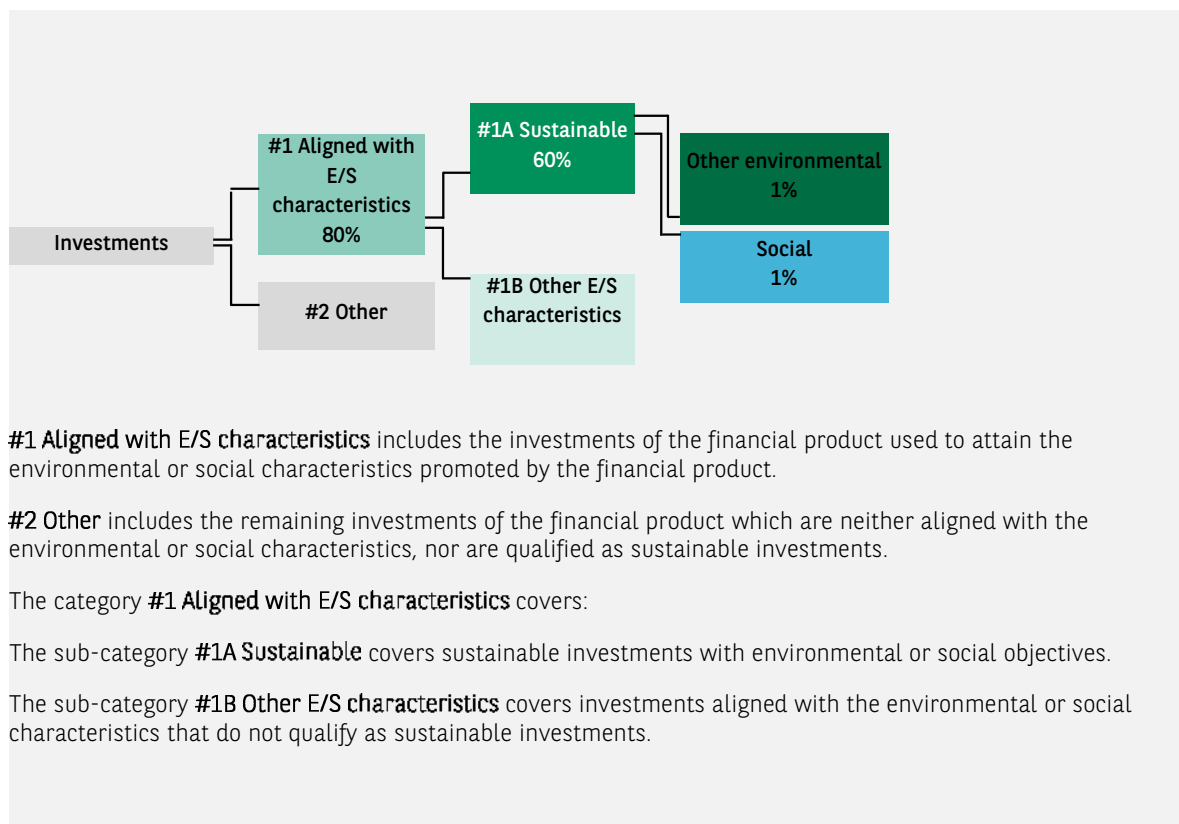
Asset allocation describes the share of investments in specific assets.

Taxonomy-aligned activities are expressed as a share of:

- **turnover** reflecting the share of revenue from green activities of investee companies.

- **capital expenditure** (CapEx) showing the green investments made by investee companies, e.g. for a transition to a green economy.

- **operational expenditure** (OpEx) reflecting green operational activities of investee companies.



#1 Aligned with E/S characteristics includes the investments of the financial product used to attain the environmental or social characteristics promoted by the financial product.

#2 Other includes the remaining investments of the financial product which are neither aligned with the environmental or social characteristics, nor are qualified as sustainable investments.

The category **#1 Aligned with E/S characteristics** covers:

The sub-category **#1A Sustainable** covers sustainable investments with environmental or social objectives.

The sub-category **#1B Other E/S characteristics** covers investments aligned with the environmental or social characteristics that do not qualify as sustainable investments.

● **How does the use of derivatives attain the environmental or social characteristics promoted by the financial product?**

Financial derivative instruments may be used for efficient portfolio management, hedging and/or investment purposes, if applicable. These instruments are not used to attain the environmental or social characteristics promoted by the product.



To what minimum extent are sustainable investments with an environmental objective aligned with the EU Taxonomy?

Not applicable

● **Does the financial product invest in fossil gas and/or nuclear energy related activities that comply with the EU Taxonomy¹?**

Yes

In fossil gas In Nuclear Energy

No

¹ - Fossil gas and/or nuclear related activities will only comply with the EU Taxonomy where they contribute to limiting climate change ("climate change mitigation") and do not significantly harm any EU Taxonomy objective - see explanatory note in the left hand margin. The full criteria for fossil gas and nuclear energy economic activities that comply with the EU Taxonomy are laid down in Commission Delegated Regulation (EU) 2022/1214.

To comply with the EU Taxonomy, the criteria for **fossil gas** include limitations on emissions and switching to renewable power or low-carbon fuels by the end of 2035. For **nuclear energy**, the criteria include comprehensive safety and waste management rules.

Enabling activities directly enable other activities to make a substantial contribution to an environmental objective. **Transitional activities** are activities for which low-carbon alternatives are not yet available and among others have greenhouse gas emission levels corresponding to the best performance.

The two graphs below show in green the minimum percentage of investments that are aligned with the EU Taxonomy. As there is no appropriate methodology to determine the Taxonomy-alignment of sovereign bonds*, the first graph shows the Taxonomy-alignment in relation to all the investments of the financial product including sovereign bonds, while the second graph shows the Taxonomy-alignment only in relation to the investments of the financial product other than sovereign bonds.



* For the purpose of these graphs, 'sovereign bonds' consist of all sovereign exposures

● **What is the minimum share of investments in transitional and enabling activities?**

Not applicable

are sustainable investments with an environmental objective that **do not take into account the criteria** for environmentally sustainable economic activities under the EU Taxonomy.

● **What is the minimum share of sustainable investments with an environmental objective that are not aligned with the EU Taxonomy?**

The minimum share of sustainable investments with an environmental objective that are not aligned with the EU Taxonomy is 1%.

The minimum share is intentionally low as the objective of the investment manager is not to prevent the product from investing in taxonomy-aligned activities within the framework of the investment strategy of the product.

The Management Company is improving its Taxonomy-alignment data collection to ensure the accuracy and suitability of its Taxonomy sustainability-related disclosures. In the meantime, the financial product will invest in sustainable investments with an environmental objective that are not aligned with the EU Taxonomy.

● **What is the minimum share of socially sustainable investments?**

The minimum share of socially sustainable investments within the financial product is 1%.

● **What investments are included under '#2 Other', what is their purpose and are there any minimum environmental or social safeguards?**

The remaining proportion of the investments may include :

- The proportion of assets that are not used to meet the environmental or social characteristics promoted by the financial product. These assets are used for investment purposes, or
- Instruments which are mainly used for liquidity, efficient portfolio management, and/or hedging purposes, notably cash, deposits and derivatives

In any case, the investment manager will ensure that those investments are made while maintaining the

improvement of the ESG profile of the financial product. In addition, those investments are made in compliance with our internal processes, including the following minimum environmental or social safeguards:

- The risk management policy. The risk management policy comprises procedures as are necessary to enable the management company to assess for each financial product it manages the exposure of that product to market, liquidity, sustainability and counterparty risks. And

- The RBC policy, where applicable, through the exclusion of companies involved in controversies due to poor practices related to human and labour rights, environment, and corruption, as well as companies operating in sensitive sectors (tobacco, coal, controversial weapons, asbestos,...), as these companies are deemed to be in violation of international norms, or to cause unacceptable harm to society and/or the environment



Is a specific index designated as a reference benchmark to determine whether this financial product is aligned with the environmental and/or social characteristics that it promotes?

Reference benchmarks are indexes to measure whether the financial product attains the environmental or social characteristics that they promote.

No reference benchmark has been designated for the purpose of attaining the environmental or social characteristics promoted by the financial product.

- **How is the reference benchmark continuously aligned with each of the environmental or social characteristics promoted by the financial product?**

Not applicable

- **How is the alignment of the investment strategy with the methodology of the index ensured on a continuous basis?**

Not applicable

- **How does the designated index differ from a relevant broad market index?**

Not applicable

- **Where can the methodology used for the calculation of the designated index be found?**

Not applicable



Where can I find more product specific information online?

More product-specific information can be found on the website: <https://www.bnpparibas-am.com/> after choosing the relevant country and directly in the section 'Sustainability-related disclosures' dedicated to the product.

Template pre-contractual disclosure for the financial products referred to in Article 8, paragraphs 1, 2 and 2a, of Regulation (EU) 2019/2088 and Article 6, first paragraph, of Regulation (EU) 2020/852

Sustainable investment means an investment in an economic activity that contributes to an environmental or social objective, provided that the investment does not significantly harm any environmental or social objective and that the investee companies follow good governance practices.

The **EU Taxonomy** is a classification system laid down in Regulation (EU) 2020/852, establishing a list of **environmentally sustainable economic activities**. That Regulation does not lay down a list of socially sustainable economic activities. Sustainable investments with an environmental objective might be aligned with the Taxonomy or not.

Product name : **BNP PARIBAS FUNDS SUSTAINABLE EURO LOW VOL EQUITY**

Legal Entity Identifier : 213800MQX37ATN2HWD96

Environmental and/or social characteristics

Does this financial product have a sustainable investment objective?	
<input checked="" type="radio"/> <input type="radio"/> Yes	<input checked="" type="radio"/> <input type="radio"/> No
<input type="checkbox"/> It will make a minimum of sustainable investments with an environmental objective: ____% <input type="checkbox"/> in economic activities that qualify as environmentally sustainable under the EU Taxonomy <input type="checkbox"/> in economic activities that do not qualify as environmentally sustainable under the EU Taxonomy <input type="checkbox"/> It will make a minimum of sustainable investments with a social objective: ____%	<input checked="" type="checkbox"/> It promotes Environmental/Social (E/S) characteristics and while it does not have as its objective a sustainable investment, it will have a minimum proportion of 50% of sustainable investments <input type="checkbox"/> with an environmental objective in economic activities that qualify as environmentally sustainable under the EU Taxonomy <input checked="" type="checkbox"/> with an environmental objective in economic activities that do not qualify as environmentally sustainable under the EU Taxonomy <input checked="" type="checkbox"/> with a social objective <input type="checkbox"/> It promotes E/S characteristics, but will not make any sustainable investments



What environmental and/or social characteristics are promoted by this financial product?

The financial product promotes environmental and social characteristics by assessing underlying investments against Environmental, Social and Governance (ESG) criteria using an internal ESG proprietary methodology, and by investing in issuers that demonstrate superior or improving environmental and social practices, while implementing robust corporate governance practices within their sector of activity.

The financial product aims to improve its ESG profile and reduce its environmental footprint, as measured by greenhouse gas emissions, compared to its investment universe.

The ESG performance of an issuer is evaluated against a combination of environmental, social and governance factors which include but not limited to:

- Environmental: energy efficiency, reduction of emissions of greenhouse gases (GHG), treatment of waste
- Social: respect of human rights and workers' rights, human resources management (workers' health and safety, diversity)
- Governance: Board of Directors independence, managers' remuneration, respect of minority shareholders rights

The exclusion criteria are applied with regard to issuers that are in violation of international norms and convention, or operate in sensitive sectors as defined by the Responsible Business Conduct Policy (RBC Policy).

Furthermore, the investment manager promotes better environmental and social outcomes through engagement with issuers and the exercise of voting rights according to the Stewardship policy, where applicable.

No reference benchmark has been designated for the purpose of attaining the environmental or social characteristics promoted by the financial product.

Sustainability indicators measure how the environmental or social characteristics promoted by the financial product are attained.

● **What sustainability indicators are used to measure the attainment of each of the environmental or social characteristics promoted by this financial product?**

The following sustainability indicators are used to measure the attainment of the environmental and social characteristics promoted by the financial product:

- The percentage of the portfolio compliant with the RBC Policy
- The percentage of the portfolio covered by the ESG analysis based on the ESG internal proprietary methodology
- The weighted average ESG score of the portfolio compared to the weighted average ESG score of its investment universe, as defined in the Prospectus
- The average carbon footprint of the portfolio compared to the average carbon footprint of its investment universe
- The percentage of the financial product's portfolio invested in 'sustainable investments' as defined in Article 2 (17) of the SFDR regulation

● **What are the objectives of the sustainable investments that the financial product partially intends to make and how does the sustainable investment contribute to such objectives?**

The objectives of the sustainable investments made by the financial product are to finance companies that contribute to environmental and/or social objectives through their products and services, as well as their sustainable practices.

The internal methodology, as defined in the main part of the Prospectus, integrates several criteria into its definition of sustainable investments that are considered to be core components to qualify a company as sustainable. These criteria are complementary to each other. In practice, a company must meet at least one of the criteria described below in order to be considered as contributing to an environmental or social objective:

1. A company with an economic activity aligned with the EU Taxonomy objectives. A company can be qualified as sustainable investment in case it has more than 20% of its revenues aligned with the EU Taxonomy. A company qualifying as sustainable investment through this criteria can for example contribute to the following environmental objectives: sustainable forestry, environmental restoration, sustainable manufacturing, renewable energy, water supply, sewerage, waste management and remediation, sustainable transportation, sustainable buildings, sustainable information and technology, scientific research for sustainable development;
2. A company with an economic activity contributing to one or more United Nations Sustainable Development goals (UN SDG) targets. A company can be qualified as sustainable investment in case it has more than 20% of its revenues aligned with the SDGs and less than 20% of its revenues misaligned with the UN SDGs. A company qualifying as sustainable investment through this criteria can for example contribute to the following objectives:

a. Environmental: sustainable agriculture, sustainable management of water and sanitation, sustainable and modern energy, sustainable economic growth, sustainable infrastructure, sustainable cities, sustainable consumption and production patterns, fight against climate change, conservation and sustainable use of oceans, seas and marine resources, protection, restoration and sustainable use of terrestrial ecosystems, sustainable management of forests, fight against desertification, land degradation and biodiversity loss;

b. Social: no poverty, zero hunger, food security, healthy lives and well-being at all ages, inclusive and equitable quality education and lifelong learning opportunities, gender equality, women and girls empowerment, availability of water and sanitation, access to affordable, reliable and modern energy, inclusive and sustainable economic growth, full and productive employment and decent work, resilient infrastructure, inclusive and sustainable industrialization, reduced inequality, inclusive, safe and resilient cities and human settlements, peaceful and inclusive societies, access to justice and effective, accountable and inclusive institutions, global partnership for sustainable development.

3. A company operating in a high GHG emission sector that is transitioning its business model to align with the objective of maintaining the global temperature rise below 1.5°C. A company qualifying as sustainable investment through this criteria can for example contribute to the following environmental objectives: GHG emissions reduction, fight against climate change;

4. A company with best-in-class environmental or social practices compared to its peers within the relevant sector and geographical region. The E or S best performer assessment is based on the BNPP AM ESG scoring methodology. The methodology scores companies and assesses them against a peer group comprising companies in comparable sectors and geographical regions. A company with a contribution score above 10 on the Environmental or Social pillar qualifies as best performer. A company qualifying as sustainable investment through this criteria can for example contribute to the following objectives:

a. Environmental: fight against climate change, environmental risk management, sustainable management of natural resources, waste management, water management, GHG emissions reduction, renewable energy, sustainable agriculture, green infrastructure;

b. Social: health and safety, human capital management, good external stakeholder management (supply chain, contractors, data), business ethics preparedness, good corporate governance.

Green bonds, social bonds and sustainability bonds issued to support specific environmental and/or social projects are also qualified as sustainable investments provided that these debt securities receive an investment recommendation 'POSITIVE' or 'NEUTRAL' from the Sustainability Center following the issuer and underlying project assessment based on a proprietary Green/Social/Sustainability Bond Assessment methodology.

Companies identified as a sustainable investment should not significantly harm any other environmental or social objectives (the Do No Significant Harm 'DNSH' principle) and should follow good governance practices. BNP Paribas Asset Management (BNPP AM) uses its proprietary methodology to assess all companies against these requirements.

More information on the internal methodology can be found on the website of the investment manager: <https://docfinder.bnpparibas-am.com/api/files/14787511-CB33-49FC-B9B5-7E934948BE63>

● **How do the sustainable investments that the financial product partially intends to make, not cause significant harm to any environmental or social sustainable investment objective?**

Sustainable investments that the product partially intends to make should not significantly harm any environmental or social objective (DNSH Principle). In this respect, the investment manager commits to consider principal adverse impacts on sustainability factors by taking into account indicators for adverse impacts as defined in SFDR, and to not invest in companies that do not meet their fundamental obligations in line with the OECD Guidelines and the UN Guiding Principles on Business and Human Rights.

Principal adverse impacts are the most significant negative impacts of investment decisions on sustainability factors relating to environmental, social and employee matters, respect for human rights, anti-corruption and anti-bribery

How have the indicators for adverse impacts on sustainability factors been taken into account?

The investment manager ensures that throughout its investment process, the financial product takes into all the account principal all the adverse impact indicators that are relevant to its investment strategy to select the sustainable investments that the financial product partially intends to make by systematically implementing the sustainable investment pillars defined in the BNP Paribas Asset Management Global Sustainability Strategy (GSS) into its investment process : RBC policy, ESG integration guidelines, Stewardship, the forward-looking vision the '3Es' (Energy transition, Environmental sustainability, Equality & Inclusive Growth).

The RBC policy establishes a common framework across investments and economic activities that help identify industries and behaviours presenting a high risk of adverse impacts in violation of international norms. As part of the RBC Policy, sector policies provide a tailored approach to identify and prioritize principal adverse impacts based on the nature of the economic activity, and in many cases, the geography in which these economic activities take place.

The ESG Integration Guidelines includes a series of commitments, which are material to consideration of principal adverse sustainability impacts, and guides the internal ESG integration process. The proprietary ESG scoring framework includes an assessment of a number of adverse sustainability impacts caused by companies in which we invest. Outcome of this assessment may impact the valuation models as well as the portfolio construction depending on the severity and materiality of adverse impacts identified.

Thus, the Investment Manager considers principal adverse sustainability impacts throughout the investment process through the use of the internal ESG scores and construction of the portfolio with an improved ESG profile compared to its investment universe.

The Forward-looking perspective defines a set of objectives and developed performance indicators to measure how the researches, portfolios and commitments are aligned on three issues, the '3Es' (Energy transition, Environmental sustainability, Equality & inclusive growth) and thus support investment processes.

Furthermore, the Stewardship team regularly identifies adverse impacts through ongoing research, collaboration with other long-term investors, and dialogue with NGOs and other experts.

As regards the sustainable investments that the financial product intends to make, the following principal adverse sustainability impacts are taken into account:

Corporate mandatory indicators:

1. GreenHouse Gas (GHG) Emissions
2. Carbon footprint
3. GHG intensity of investee companies
4. Exposure to companies active in the fossil fuel sector
5. Share of non-renewable energy consumption and production
6. Energy consumption intensity per high impact climate sector
7. Activities negatively affecting biodiversity sensitive areas
8. Emissions to water
9. Hazardous waste ratio
10. Violations of UN Global Compact principles and Organisation for Economic Cooperation and Development (OECD) Guidelines for Multinational Enterprises
11. Lack of processes and compliance mechanisms to monitor compliance with UN Global Compact principles and OECD Guidelines for Multinational Enterprises
12. Unadjusted gender pay gap
13. Board gender diversity
14. Exposure to controversial weapons (anti-personnel mines, cluster munitions, chemical weapons and biological weapons)

Corporate voluntary indicators:

Environment



4. Investments in companies without carbon emission reduction initiatives

Social

4. Lack of a supplier code of conduct

9. Lack of a human rights policy

Sovereign mandatory indicator:

15. GHG intensity

16. Investee countries subject to social violations

More detailed information on the manner in which principal adverse impacts on sustainability factors are considered can be found in the BNP PARIBAS ASSET MANAGEMENT SFDR disclosure statement:

<https://docfinder.bnpparibas-am.com/api/files/874ADAE2-3EE7-4AD4-B0ED-84FC06E090BF>

In addition, information on how the principal adverse impacts on sustainability factors have been considered over the year will be available in the annual report of the financial product.

How are the sustainable investments aligned with the OECD Guidelines for Multinational Enterprises and the UN Guiding Principles on Business and Human Rights?

The investment universe of the financial product is periodically screened with a view to identify issuers that are potentially in violation or at risk of violation of the UN Global Compact Principles, OECD Guidelines for Multinational Enterprises and UN Guiding Principles on Business & Human Rights, including the principles and rights set out in the eight fundamental conventions identified in the Declaration of the International Labour Organisation on Fundamental Principles and Rights at Work and the International Bill of Human Rights. This assessment is conducted within the BNPP AM Sustainability Centre on the basis of internal analysis and information provided by external experts, and in consultation with BNP Paribas Group CSR Team. If an issuer is found to be in serious and repeated violations of any of the principles, it will be placed on an 'exclusion list' and will not be available for investment. Existing investments should be divested from the portfolio according to an internal procedure. If an issuer is at risk of violating any of the principles, it is placed on a 'watch list' monitored, as appropriate.

The EU Taxonomy sets out a 'do not significant harm' principle by which Taxonomy-aligned investments should not significantly harm EU Taxonomy objectives and is accompanied by specific EU criteria.

The 'do no significant harm' principle applies only to those investments underlying the financial product that take into account the EU criteria for environmentally sustainable economic activities. The investments underlying the remaining portion of this financial product do not take into account the EU criteria for environmentally sustainable economic activities.

Any other sustainable investments must also not significantly harm any environmental or social objectives.



Does this financial product consider principal adverse impacts on sustainability factors?

Yes

The product considers principal adverse impacts on sustainability factors by systematically implementing the sustainable investment pillars defined in the GSS into its investment process. These pillars are covered by firm-wide policies that set criteria to identify, consider and prioritise as well as address or mitigate adverse sustainability impacts caused by issuers.

The RBC policy establishes a common framework across investments and economic activities that help identify industries and behaviours presenting a high risk of adverse impacts in violation of international norms. As part of the RBC Policy, sector policies provide a tailored approach to identify and prioritize principal adverse impacts based on the nature of the economic activity, and in many cases, the geography in which these economic activities take place.

The ESG Integration Guidelines includes a series of commitments, which are material to consideration of principal adverse sustainability impacts, and guides the internal ESG integration process. The proprietary ESG scoring framework includes an assessment of a number of adverse sustainability impacts caused by companies in which we invest. Outcome of this assessment may impact the valuation models as well as the portfolio construction depending on the severity and materiality of adverse impacts identified.

Thus, the Investment Manager considers principal adverse sustainability impacts throughout the investment process through the use of the internal ESG scores and construction of the portfolio with an improved ESG profile compared to its investment universe.

The Forward-looking perspective defines a set of objectives and developed performance indicators to measure how the researches, portfolios and commitments are aligned on three issues, the '3Es' (Energy transition, Environmental sustainability, Equality & inclusive growth) and thus support investment processes.

Furthermore, the Stewardship team regularly identifies adverse impacts through ongoing research, collaboration with other long-term investors, and dialogue with NGOs and other experts.

Actions to address or mitigate principal adverse sustainability impacts depend on the severity and materiality of these impacts. These actions are guided by the RBC Policy, ESG Integration Guidelines, and Engagement and Voting Policy which include the following provisions :

- Exclusion of issuers that are in violation of international norms and conventions and issuers that are involved in activities presenting an unacceptable risk to society and/or the environment
- Engagement with issuers with the aim of encouraging them to improve their environmental, social and governance practices and, thus, mitigate potential adverse impacts
- In case of equity holdings, voting at Annual General Meetings of companies the portfolio is invested in to promote good governance and advance environmental and social issues
- Ensuring all securities included in the portfolio have supportive ESG research
- Managing portfolios so that their aggregate ESG score is better than the relevant benchmark or universe

Based on the above approach, and depending on the composition of the financial product's portfolio (i.e. the type of issuer), the financial product considers and addresses or mitigates the following principal adverse sustainability impacts:

Corporate mandatory indicators:

1. GreenHouse Gas (GHG) Emissions
2. Carbon footprint
3. GHG intensity of investee companies
4. Exposure to companies active in the fossil fuel sector
5. Share of non-renewable energy consumption and production
6. Energy consumption intensity per high impact climate sector



7. Activities negatively affecting biodiversity sensitive areas
8. Emissions to water
9. Hazardous waste ratio
10. Violations of UN Global Compact principles and Organisation for Economic Cooperation and Development (OECD) Guidelines for Multinational Enterprises
11. Lack of processes and compliance mechanisms to monitor compliance with UN Global Compact principles and OECD Guidelines for Multinational Enterprises
12. Unadjusted gender pay gap
13. Board gender diversity
14. Exposure to controversial weapons (anti-personnel mines, cluster munitions, chemical weapons and biological weapons)

Corporate voluntary indicators:

Environment

4. Investments in companies without carbon emission reduction initiatives

Social

4. Lack of a supplier code of conduct
9. Lack of a human rights policy

Sovereign mandatory indicator:

15. GHG intensity
16. Investee countries subject to social violations

More detailed information on the manner in which principal adverse impacts on sustainability factors are considered can be found in the BNP PARIBAS ASSET MANAGEMENT SFDR disclosure statement: <https://docfinder.bnpparibas-am.com/api/files/874ADAE2-3EE7-4AD4-BOED-84FC06E090BF>
In addition, information on how the principal adverse impacts on sustainability factors have been considered over the year will be available in the annual report of the financial product.

No



What investment strategy does this financial product follow?

The investment strategy guides investment decisions based on factors such as investment objectives and risk tolerance.

To achieve the investment objective of the financial product, the investment manager takes into account at each step of its investment process the Environmental, Social and Governance (ESG) criteria that the financial product promotes.

The investment universe of the financial product is thoroughly screened with a view to identify issuers that are in violation of the UN Global Compact Principles, OECD Guidelines for Multinational Enterprises and UN Guiding Principles on Business & Human Rights. Issuers failing to meet their fundamental obligations in the areas of human and labour rights, environment and corruption are excluded from the investment universe. The in-house sector policies relating to companies operating in sensitive areas (controversial weapons, asbestos, mining, palm oil, etc.) are implemented in order to identify and exclude companies with the worst practices.

Then the Investment Manager integrates ESG ratings and criteria into the assessment of issuers. ESG ratings are built by BNP Paribas Asset Management's Sustainability Centre using a proprietary ESG methodology.

The investment manager constantly integrates the binding elements of the investment strategy described in the question below to construct an investment portfolio with a significantly improved ESG profile compared to its investment universe.

In addition, the Investment Manager relies on the internal sustainable investment methodology, as defined in the answer to the question What are the objectives of the sustainable investments that the financial product partially intends to make and how does the sustainable investments contribute to such objectives, to determine issuers that contribute to environmental and/or social objectives.

An extra-financial strategy may comprise methodological limitations such as the ESG Investment Risk as defined by the investment manager.

The elements of the investment strategy to attain the environmental or social characteristics promoted by this financial product as described below are systematically integrated throughout the investment process.



● **What are the binding elements of the investment strategy used to select the investments to attain each of the environmental or social characteristics promoted by this financial product?**

- The financial product shall comply with the RBC Policy by excluding companies involved in controversies due to poor practices related to human and labor rights, environment, and corruption, as well as companies operating in sensitive sectors (tobacco, coal, controversial weapons, asbestos,...), as these companies are deemed to be in violation of international norms, or to cause unacceptable harm to society and/or the environment

More information on the RBC Policy, and in particular criteria relating to sectoral exclusions, can be found on the website of the investment manager: Sustainability documents - BNPP AM Corporate English (<https://www.bnpparibas-am.com/sustainability-documents/>)

- The financial product shall have at least 90% of its assets (excluding ancillary liquid assets) covered by the ESG analysis based on the ESG internal proprietary methodology

- The financial product shall have the weighted average carbon footprint of its portfolio at least 50% lower than the weighted average carbon footprint of its investment universe

- The financial product shall invest at least 50% of its assets in 'sustainable investments' as defined in Article 2 (17) of the SFDR regulation. Criteria to qualify an investment as 'sustainable investment' are indicated in the above question 'What are the objectives of the sustainable investments that the financial product partially intends to make and does the sustainable investments contribute to such objectives' and the quantitative and qualitative thresholds are mentioned in the main part of the Prospectus

● **What is the committed minimum rate to reduce the scope of the investments considered prior to the application of that investment strategy?**

The financial product does not commit to a reduction of the scope of investments prior to the application of its investment strategy.

● **What is the policy to assess good governance practices of the investee companies?**

The ESG scoring framework assesses corporate governance through a core set of standard key performance indicators for all sectors supplemented by sector specific metrics. The governance metrics and indicators to assess good governance practices such as sound management structures, employee relations, remuneration of staff and tax compliance include but are not limited to:

- Separation of power (e.g. Split CEO/Chair)
- Board diversity
- Executive pay (remuneration policy)
- Board Independence, and key committees independence
- Accountability of directors
- Financial expertise of the Audit Committee
- Respect of shareholders rights and absence of antitakeover devices
- The presence of appropriate policies (i.e. Bribery and corruption, whistleblower)
- Tax disclosure
- An assessment of prior negative incidents relating to governance

The ESG analysis goes beyond the framework to look at a more qualitative assessment of how the insights from our ESG model are reflected in the culture and operations of investee companies. In some cases, the ESG analysts will conduct due diligence meetings to better understand the company's approach to corporate governance.

Good governance practices include sound management structures, employee relations, remuneration of staff and tax compliance.



What is the asset allocation planned for this financial product?

At least 80% of the investments of the financial product will be used to meet the environmental or social characteristics promoted, in accordance with the binding elements of the investment strategy of the financial product.

For the avoidance of doubt, such a proportion is solely a minimum and the exact percentage of the investments of

the financial product that attained the promoted environmental or social characteristics will be available in the annual report.

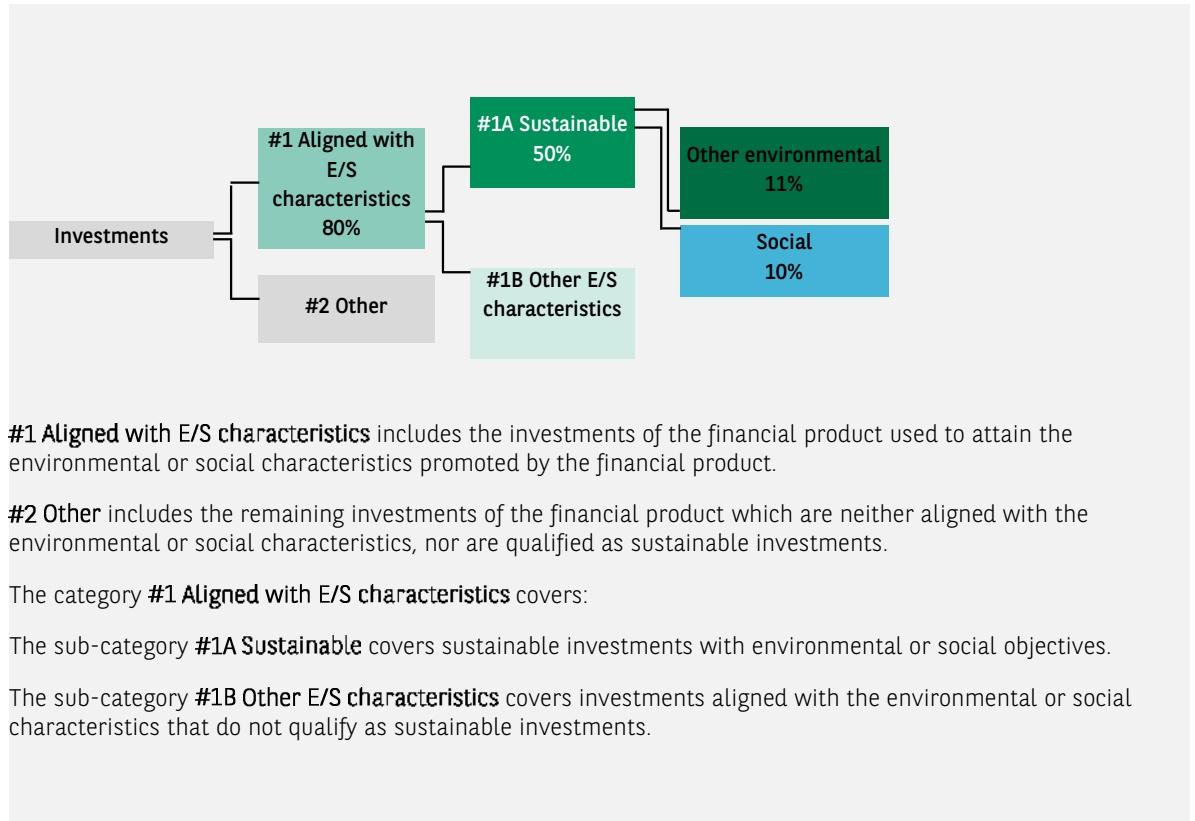
The minimum proportion of sustainable investments of the financial product is 50%.

The remaining proportion of the investments is mainly used as described under the question: "What investments are included under "#2 Other", what is their purpose and are there any minimum environmental or social safeguards?"

Asset allocation describes the share of investments in specific assets.


Taxonomy-aligned activities are expressed as a share of:

- **turnover** reflecting the share of revenue from green activities of investee companies.
- **capital expenditure (CapEx)** showing the green investments made by investee companies, e.g. for a transition to a green economy.
- **operational expenditure (OpEx)** reflecting green operational activities of investee companies.



● **How does the use of derivatives attain the environmental or social characteristics promoted by the financial product?**

Financial derivative instruments may be used for efficient portfolio management, hedging and/or investment purposes, if applicable. These instruments are not used to attain the environmental or social characteristics promoted by the product.

 **To what minimum extent are sustainable investments with an environmental objective aligned with the EU Taxonomy?**

Not applicable

● **Does the financial product invest in fossil gas and/or nuclear energy related activities that comply with the EU Taxonomy¹?**

Yes

In fossil gas In Nuclear Energy

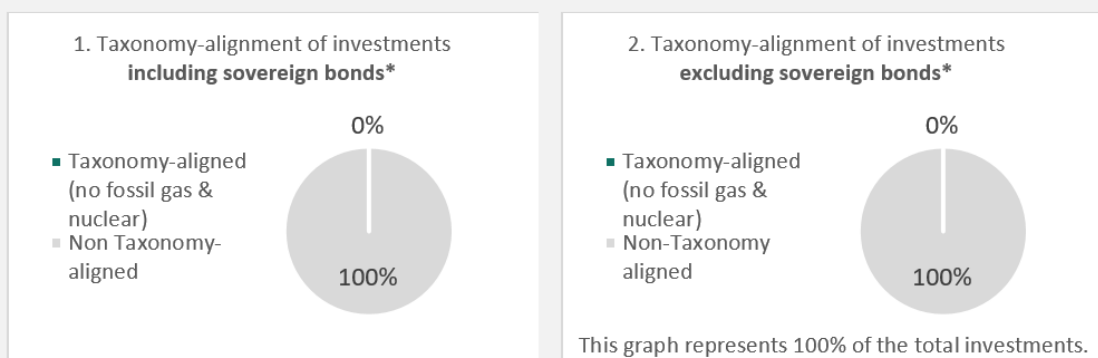
No

¹ - Fossil gas and/or nuclear related activities will only comply with the EU Taxonomy where they contribute to limiting climate change ("climate change mitigation") and do not significantly harm any EU Taxonomy objective - see explanatory note in the left hand margin. The full criteria for fossil gas and nuclear energy economic activities that comply with the EU Taxonomy are laid down in Commission Delegated Regulation (EU) 2022/1214.

To comply with the EU Taxonomy, the criteria for **fossil gas** include limitations on emissions and switching to renewable power or low-carbon fuels by the end of 2035. For **nuclear energy**, the criteria include comprehensive safety and waste management rules.

Enabling activities directly enable other activities to make a substantial contribution to an environmental objective. **Transitional activities** are activities for which low-carbon alternatives are not yet available and among others have greenhouse gas emission levels corresponding to the best performance.

The two graphs below show in green the minimum percentage of investments that are aligned with the EU Taxonomy. As there is no appropriate methodology to determine the Taxonomy-alignment of sovereign bonds*, the first graph shows the Taxonomy-alignment in relation to all the investments of the financial product including sovereign bonds, while the second graph shows the Taxonomy-alignment only in relation to the investments of the financial product other than sovereign bonds.



* For the purpose of these graphs, 'sovereign bonds' consist of all sovereign exposures

● **What is the minimum share of investments in transitional and enabling activities?**

Not applicable

are sustainable investments with an environmental objective that **do not take into account the criteria** for environmentally sustainable economic activities under the EU Taxonomy.

● **What is the minimum share of sustainable investments with an environmental objective that are not aligned with the EU Taxonomy?**

The minimum share of sustainable investments with an environmental objective that are not aligned with the EU Taxonomy is 11%.

The minimum share is intentionally low as the objective of the investment manager is not to prevent the product from investing in taxonomy-aligned activities within the framework of the investment strategy of the product.

The Management Company is improving its Taxonomy-alignment data collection to ensure the accuracy and suitability of its Taxonomy sustainability-related disclosures. In the meantime, the financial product will invest in sustainable investments with an environmental objective that are not aligned with the EU Taxonomy.

● **What is the minimum share of socially sustainable investments?**

The minimum share of socially sustainable investments within the financial product is 10%.

● **What investments are included under '#2 Other', what is their purpose and are there any minimum environmental or social safeguards?**

The remaining proportion of the investments may include :

- The proportion of assets that are not used to meet the environmental or social characteristics promoted by the financial product. These assets are used for investment purposes, or
- Instruments which are mainly used for liquidity, efficient portfolio management, and/or hedging purposes, notably cash, deposits and derivatives

In any case, the investment manager will ensure that those investments are made while maintaining the

improvement of the ESG profile of the financial product. In addition, those investments are made in compliance with our internal processes, including the following minimum environmental or social safeguards:

- The risk management policy. The risk management policy comprises procedures as are necessary to enable the management company to assess for each financial product it manages the exposure of that product to market, liquidity, sustainability and counterparty risks. And

- The RBC policy, where applicable, through the exclusion of companies involved in controversies due to poor practices related to human and labour rights, environment, and corruption, as well as companies operating in sensitive sectors (tobacco, coal, controversial weapons, asbestos,...), as these companies are deemed to be in violation of international norms, or to cause unacceptable harm to society and/or the environment



Is a specific index designated as a reference benchmark to determine whether this financial product is aligned with the environmental and/or social characteristics that it promotes?

Reference benchmarks are indexes to measure whether the financial product attains the environmental or social characteristics that they promote.

No reference benchmark has been designated for the purpose of attaining the environmental or social characteristics promoted by the financial product.

- **How is the reference benchmark continuously aligned with each of the environmental or social characteristics promoted by the financial product?**

Not applicable

- **How is the alignment of the investment strategy with the methodology of the index ensured on a continuous basis?**

Not applicable

- **How does the designated index differ from a relevant broad market index?**

Not applicable

- **Where can the methodology used for the calculation of the designated index be found?**

Not applicable



Where can I find more product specific information online?

More product-specific information can be found on the website: <https://www.bnpparibas-am.com/> after choosing the relevant country and directly in the section 'Sustainability-related disclosures' dedicated to the product.

Template pre-contractual disclosure for the financial products referred to in Article 8, paragraphs 1, 2 and 2a, of Regulation (EU) 2019/2088 and Article 6, first paragraph, of Regulation (EU) 2020/852

Sustainable investment means an investment in an economic activity that contributes to an environmental or social objective, provided that the investment does not significantly harm any environmental or social objective and that the investee companies follow good governance practices.

The **EU Taxonomy** is a classification system laid down in Regulation (EU) 2020/852, establishing a list of **environmentally sustainable economic activities**. That Regulation does not lay down a list of socially sustainable economic activities. Sustainable investments with an environmental objective might be aligned with the Taxonomy or not.

Product name : **BNP PARIBAS FUNDS SUSTAINABLE EURO MULTI-FACTOR CORPORATE BOND**

Legal Entity Identifier : 213800DPOGNREC41KM77

Environmental and/or social characteristics

Does this financial product have a sustainable investment objective?	
<input checked="" type="radio"/> <input type="radio"/> Yes	<input checked="" type="radio"/> <input type="radio"/> No
<input type="checkbox"/> It will make a minimum of sustainable investments with an environmental objective: ____% <input type="checkbox"/> in economic activities that qualify as environmentally sustainable under the EU Taxonomy <input type="checkbox"/> in economic activities that do not qualify as environmentally sustainable under the EU Taxonomy <input type="checkbox"/> It will make a minimum of sustainable investments with a social objective: ____%	<input checked="" type="checkbox"/> It promotes Environmental/Social (E/S) characteristics and while it does not have as its objective a sustainable investment, it will have a minimum proportion of 37% of sustainable investments <input type="checkbox"/> with an environmental objective in economic activities that qualify as environmentally sustainable under the EU Taxonomy <input checked="" type="checkbox"/> with an environmental objective in economic activities that do not qualify as environmentally sustainable under the EU Taxonomy <input checked="" type="checkbox"/> with a social objective <input type="checkbox"/> It promotes E/S characteristics, but will not make any sustainable investments



What environmental and/or social characteristics are promoted by this financial product?

The financial product promotes environmental and social characteristics by assessing underlying investments against Environmental, Social and Governance (ESG) criteria using an internal ESG proprietary methodology, and by investing in issuers that demonstrate superior or improving environmental and social practices, while implementing robust corporate governance practices within their sector of activity.

The financial product aims to improve its ESG profile and reduce its environmental footprint, as measured by greenhouse gas emissions, compared to its investment universe.

The ESG performance of an issuer is evaluated against a combination of environmental, social and governance factors which include but not limited to:

- Environmental: energy efficiency, reduction of emissions of greenhouse gases (GHG), treatment of waste
- Social: respect of human rights and workers' rights, human resources management (workers' health and safety, diversity)
- Governance: Board of Directors independence, managers' remuneration, respect of minority shareholders rights

The exclusion criteria are applied with regard to issuers that are in violation of international norms and convention, or operate in sensitive sectors as defined by the Responsible Business Conduct Policy (RBC Policy).

Furthermore, the investment manager promotes better environmental and social outcomes through engagement with issuers and the exercise of voting rights according to the Stewardship policy, where applicable.

No reference benchmark has been designated for the purpose of attaining the environmental or social characteristics promoted by the financial product.

Sustainability indicators measure how the environmental or social characteristics promoted by the financial product are attained.

● **What sustainability indicators are used to measure the attainment of each of the environmental or social characteristics promoted by this financial product?**

The following sustainability indicators are used to measure the attainment of the environmental and social characteristics promoted by the financial product:

- The percentage of the portfolio compliant with the RBC Policy
- The percentage of the portfolio covered by the ESG analysis based on the ESG internal proprietary methodology
- The weighted average ESG score of the portfolio compared to the weighted average ESG score of its investment universe, as defined in the Prospectus
- The average carbon footprint of the portfolio compared to the average carbon footprint of its investment universe
- The percentage of the financial product's portfolio invested in 'sustainable investments' as defined in Article 2 (17) of the SFDR regulation

● **What are the objectives of the sustainable investments that the financial product partially intends to make and how does the sustainable investment contribute to such objectives?**

The objectives of the sustainable investments made by the financial product are to finance companies that contribute to environmental and/or social objectives through their products and services, as well as their sustainable practices.

The internal methodology, as defined in the main part of the Prospectus, integrates several criteria into its definition of sustainable investments that are considered to be core components to qualify a company as sustainable. These criteria are complementary to each other. In practice, a company must meet at least one of the criteria described below in order to be considered as contributing to an environmental or social objective:

1. A company with an economic activity aligned with the EU Taxonomy objectives. A company can be qualified as sustainable investment in case it has more than 20% of its revenues aligned with the EU Taxonomy. A company qualifying as sustainable investment through this criteria can for example contribute to the following environmental objectives: sustainable forestry, environmental restoration, sustainable manufacturing, renewable energy, water supply, sewerage, waste management and remediation, sustainable transportation, sustainable buildings, sustainable information and technology, scientific research for sustainable development;
2. A company with an economic activity contributing to one or more United Nations Sustainable Development goals (UN SDG) targets. A company can be qualified as sustainable investment in case it has more than 20% of its revenues aligned with the SDGs and less than 20% of its revenues misaligned with the UN SDGs. A company qualifying as sustainable investment through this criteria can for example contribute to the following objectives:

a. Environmental: sustainable agriculture, sustainable management of water and sanitation, sustainable and modern energy, sustainable economic growth, sustainable infrastructure, sustainable cities, sustainable consumption and production patterns, fight against climate change, conservation and sustainable use of oceans, seas and marine resources, protection, restoration and sustainable use of terrestrial ecosystems, sustainable management of forests, fight against desertification, land degradation and biodiversity loss;

b. Social: no poverty, zero hunger, food security, healthy lives and well-being at all ages, inclusive and equitable quality education and lifelong learning opportunities, gender equality, women and girls empowerment, availability of water and sanitation, access to affordable, reliable and modern energy, inclusive and sustainable economic growth, full and productive employment and decent work, resilient infrastructure, inclusive and sustainable industrialization, reduced inequality, inclusive, safe and resilient cities and human settlements, peaceful and inclusive societies, access to justice and effective, accountable and inclusive institutions, global partnership for sustainable development.

3. A company operating in a high GHG emission sector that is transitioning its business model to align with the objective of maintaining the global temperature rise below 1.5°C. A company qualifying as sustainable investment through this criteria can for example contribute to the following environmental objectives: GHG emissions reduction, fight against climate change;

4. A company with best-in-class environmental or social practices compared to its peers within the relevant sector and geographical region. The E or S best performer assessment is based on the BNPP AM ESG scoring methodology. The methodology scores companies and assesses them against a peer group comprising companies in comparable sectors and geographical regions. A company with a contribution score above 10 on the Environmental or Social pillar qualifies as best performer. A company qualifying as sustainable investment through this criteria can for example contribute to the following objectives:

a. Environmental: fight against climate change, environmental risk management, sustainable management of natural resources, waste management, water management, GHG emissions reduction, renewable energy, sustainable agriculture, green infrastructure;

b. Social: health and safety, human capital management, good external stakeholder management (supply chain, contractors, data), business ethics preparedness, good corporate governance.

Green bonds, social bonds and sustainability bonds issued to support specific environmental and/or social projects are also qualified as sustainable investments provided that these debt securities receive an investment recommendation 'POSITIVE' or 'NEUTRAL' from the Sustainability Center following the issuer and underlying project assessment based on a proprietary Green/Social/Sustainability Bond Assessment methodology.

Companies identified as a sustainable investment should not significantly harm any other environmental or social objectives (the Do No Significant Harm 'DNSH' principle) and should follow good governance practices. BNP Paribas Asset Management (BNPP AM) uses its proprietary methodology to assess all companies against these requirements.

More information on the internal methodology can be found on the website of the investment manager: <https://docfinder.bnpparibas-am.com/api/files/14787511-CB33-49FC-B9B5-7E934948BE63>

● **How do the sustainable investments that the financial product partially intends to make, not cause significant harm to any environmental or social sustainable investment objective?**

Sustainable investments that the product partially intends to make should not significantly harm any environmental or social objective (DNSH Principle). In this respect, the investment manager commits to consider principal adverse impacts on sustainability factors by taking into account indicators for adverse impacts as defined in SFDR, and to not invest in companies that do not meet their fundamental obligations in line with the OECD Guidelines and the UN Guiding Principles on Business and Human Rights.

Principal adverse impacts are the most significant negative impacts of investment decisions on sustainability factors relating to environmental, social and employee matters, respect for human rights, anti-corruption and anti-bribery

How have the indicators for adverse impacts on sustainability factors been taken into account?

The investment manager ensures that throughout its investment process, the financial product takes into all the account principal all the adverse impact indicators that are relevant to its investment strategy to select the sustainable investments that the financial product partially intends to make by systematically implementing the sustainable investment pillars defined in the BNP Paribas Asset Management Global Sustainability Strategy (GSS) into its investment process : RBC policy, ESG integration guidelines, Stewardship, the forward-looking vision the '3Es' (Energy transition, Environmental sustainability, Equality & Inclusive Growth).

The RBC policy establishes a common framework across investments and economic activities that help identify industries and behaviours presenting a high risk of adverse impacts in violation of international norms. As part of the RBC Policy, sector policies provide a tailored approach to identify and prioritize principal adverse impacts based on the nature of the economic activity, and in many cases, the geography in which these economic activities take place.

The ESG Integration Guidelines includes a series of commitments, which are material to consideration of principal adverse sustainability impacts, and guides the internal ESG integration process. The proprietary ESG scoring framework includes an assessment of a number of adverse sustainability impacts caused by companies in which we invest. Outcome of this assessment may impact the valuation models as well as the portfolio construction depending on the severity and materiality of adverse impacts identified.

Thus, the Investment Manager considers principal adverse sustainability impacts throughout the investment process through the use of the internal ESG scores and construction of the portfolio with an improved ESG profile compared to its investment universe.

The Forward-looking perspective defines a set of objectives and developed performance indicators to measure how the researches, portfolios and commitments are aligned on three issues, the '3Es' (Energy transition, Environmental sustainability, Equality & inclusive growth) and thus support investment processes.

Furthermore, the Stewardship team regularly identifies adverse impacts through ongoing research, collaboration with other long-term investors, and dialogue with NGOs and other experts.

As regards the sustainable investments that the financial product intends to make, the following principal adverse sustainability impacts are taken into account:

Corporate mandatory indicators:

1. GreenHouse Gas (GHG) Emissions
2. Carbon footprint
3. GHG intensity of investee companies
4. Exposure to companies active in the fossil fuel sector
5. Share of non-renewable energy consumption and production
6. Energy consumption intensity per high impact climate sector
7. Activities negatively affecting biodiversity sensitive areas
8. Emissions to water
9. Hazardous waste ratio
10. Violations of UN Global Compact principles and Organisation for Economic Cooperation and Development (OECD) Guidelines for Multinational Enterprises
11. Lack of processes and compliance mechanisms to monitor compliance with UN Global Compact principles and OECD Guidelines for Multinational Enterprises
12. Unadjusted gender pay gap
13. Board gender diversity
14. Exposure to controversial weapons (anti-personnel mines, cluster munitions, chemical weapons and biological weapons)

Corporate voluntary indicators:

Environment



4. Investments in companies without carbon emission reduction initiatives

Social

4. Lack of a supplier code of conduct

9. Lack of a human rights policy

Sovereign mandatory indicator:

15. GHG intensity

16. Investee countries subject to social violations

More detailed information on the manner in which principal adverse impacts on sustainability factors are considered can be found in the BNP PARIBAS ASSET MANAGEMENT SFDR disclosure statement:

<https://docfinder.bnpparibas-am.com/api/files/874ADAE2-3EE7-4AD4-B0ED-84FC06E090BF>

In addition, information on how the principal adverse impacts on sustainability factors have been considered over the year will be available in the annual report of the financial product.

How are the sustainable investments aligned with the OECD Guidelines for Multinational Enterprises and the UN Guiding Principles on Business and Human Rights?

The investment universe of the financial product is periodically screened with a view to identify issuers that are potentially in violation or at risk of violation of the UN Global Compact Principles, OECD Guidelines for Multinational Enterprises and UN Guiding Principles on Business & Human Rights, including the principles and rights set out in the eight fundamental conventions identified in the Declaration of the International Labour Organisation on Fundamental Principles and Rights at Work and the International Bill of Human Rights. This assessment is conducted within the BNPP AM Sustainability Centre on the basis of internal analysis and information provided by external experts, and in consultation with BNP Paribas Group CSR Team. If an issuer is found to be in serious and repeated violations of any of the principles, it will be placed on an 'exclusion list' and will not be available for investment. Existing investments should be divested from the portfolio according to an internal procedure. If an issuer is at risk of violating any of the principles, it is placed on a 'watch list' monitored, as appropriate.

The EU Taxonomy sets out a 'do not significant harm' principle by which Taxonomy-aligned investments should not significantly harm EU Taxonomy objectives and is accompanied by specific EU criteria.

The 'do no significant harm' principle applies only to those investments underlying the financial product that take into account the EU criteria for environmentally sustainable economic activities. The investments underlying the remaining portion of this financial product do not take into account the EU criteria for environmentally sustainable economic activities.

Any other sustainable investments must also not significantly harm any environmental or social objectives.



Does this financial product consider principal adverse impacts on sustainability factors?

Yes

The product considers principal adverse impacts on sustainability factors by systematically implementing the sustainable investment pillars defined in the GSS into its investment process. These pillars are covered by firm-wide policies that set criteria to identify, consider and prioritise as well as address or mitigate adverse sustainability impacts caused by issuers.

The RBC policy establishes a common framework across investments and economic activities that help identify industries and behaviours presenting a high risk of adverse impacts in violation of international norms. As part of the RBC Policy, sector policies provide a tailored approach to identify and prioritize principal adverse impacts based on the nature of the economic activity, and in many cases, the geography in which these economic activities take place.

The ESG Integration Guidelines includes a series of commitments, which are material to consideration of principal adverse sustainability impacts, and guides the internal ESG integration process. The proprietary ESG scoring framework includes an assessment of a number of adverse sustainability impacts caused by companies in which we invest. Outcome of this assessment may impact the valuation models as well as the portfolio construction depending on the severity and materiality of adverse impacts identified.

Thus, the Investment Manager considers principal adverse sustainability impacts throughout the investment process through the use of the internal ESG scores and construction of the portfolio with an improved ESG profile compared to its investment universe.

The Forward-looking perspective defines a set of objectives and developed performance indicators to measure how the researches, portfolios and commitments are aligned on three issues, the '3Es' (Energy transition, Environmental sustainability, Equality & inclusive growth) and thus support investment processes.

Furthermore, the Stewardship team regularly identifies adverse impacts through ongoing research, collaboration with other long-term investors, and dialogue with NGOs and other experts.

Actions to address or mitigate principal adverse sustainability impacts depend on the severity and materiality of these impacts. These actions are guided by the RBC Policy, ESG Integration Guidelines, and Engagement and Voting Policy which include the following provisions :

- Exclusion of issuers that are in violation of international norms and conventions and issuers that are involved in activities presenting an unacceptable risk to society and/or the environment
- Engagement with issuers with the aim of encouraging them to improve their environmental, social and governance practices and, thus, mitigate potential adverse impacts
- In case of equity holdings, voting at Annual General Meetings of companies the portfolio is invested in to promote good governance and advance environmental and social issues
- Ensuring all securities included in the portfolio have supportive ESG research
- Managing portfolios so that their aggregate ESG score is better than the relevant benchmark or universe

Based on the above approach, and depending on the composition of the financial product's portfolio (i.e. the type of issuer), the financial product considers and addresses or mitigates the following principal adverse sustainability impacts:

Corporate mandatory indicators:

1. GreenHouse Gas (GHG) Emissions
2. Carbon footprint
3. GHG intensity of investee companies
4. Exposure to companies active in the fossil fuel sector
5. Share of non-renewable energy consumption and production
6. Energy consumption intensity per high impact climate sector



7. Activities negatively affecting biodiversity sensitive areas
8. Emissions to water
9. Hazardous waste ratio
10. Violations of UN Global Compact principles and Organisation for Economic Cooperation and Development (OECD) Guidelines for Multinational Enterprises
11. Lack of processes and compliance mechanisms to monitor compliance with UN Global Compact principles and OECD Guidelines for Multinational Enterprises
12. Unadjusted gender pay gap
13. Board gender diversity
14. Exposure to controversial weapons (anti-personnel mines, cluster munitions, chemical weapons and biological weapons)

Corporate voluntary indicators:

Environment

4. Investments in companies without carbon emission reduction initiatives

Social

4. Lack of a supplier code of conduct
9. Lack of a human rights policy

Sovereign mandatory indicator:

15. GHG intensity
16. Investee countries subject to social violations

More detailed information on the manner in which principal adverse impacts on sustainability factors are considered can be found in the BNP PARIBAS ASSET MANAGEMENT SFDR disclosure statement: <https://docfinder.bnpparibas-am.com/api/files/874ADAE2-3EE7-4AD4-BOED-84FC06E090BF>
In addition, information on how the principal adverse impacts on sustainability factors have been considered over the year will be available in the annual report of the financial product.

No



What investment strategy does this financial product follow?

The investment strategy guides investment decisions based on factors such as investment objectives and risk tolerance.

To achieve the investment objective of the financial product, the investment manager takes into account at each step of its investment process the Environmental, Social and Governance (ESG) criteria that the financial product promotes.

The investment universe of the financial product is thoroughly screened with a view to identify issuers that are in violation of the UN Global Compact Principles, OECD Guidelines for Multinational Enterprises and UN Guiding Principles on Business & Human Rights. Issuers failing to meet their fundamental obligations in the areas of human and labour rights, environment and corruption are excluded from the investment universe. The in-house sector policies relating to companies operating in sensitive areas (controversial weapons, asbestos, mining, palm oil, etc.) are implemented in order to identify and exclude companies with the worst practices.

Then the Investment Manager integrates ESG ratings and criteria into the assessment of issuers. ESG ratings are built by BNP Paribas Asset Management's Sustainability Centre using a proprietary ESG methodology.

The investment manager constantly integrates the binding elements of the investment strategy described in the question below to construct an investment portfolio with a significantly improved ESG profile compared to its investment universe.

In addition, the Investment Manager relies on the internal sustainable investment methodology, as defined in the answer to the question What are the objectives of the sustainable investments that the financial product partially intends to make and how does the sustainable investments contribute to such objectives, to determine issuers that contribute to environmental and/or social objectives.

An extra-financial strategy may comprise methodological limitations such as the ESG Investment Risk as defined by the investment manager.

The elements of the investment strategy to attain the environmental or social characteristics promoted by this financial product as described below are systematically integrated throughout the investment process.

● **What are the binding elements of the investment strategy used to select the investments to attain each of the environmental or social characteristics promoted by this financial product?**

- The financial product shall comply with the RBC Policy by excluding companies involved in controversies due to poor practices related to human and labor rights, environment, and corruption, as well as companies operating in sensitive sectors (tobacco, coal, controversial weapons, asbestos,...), as these companies are deemed to be in violation of international norms, or to cause unacceptable harm to society and/or the environment

More information on the RBC Policy, and in particular criteria relating to sectoral exclusions, can be found on the website of the investment manager: Sustainability documents - BNPP AM Corporate English (<https://www.bnpparibas-am.com/sustainability-documents/>)

- The financial product shall have at least 90% of its assets (excluding ancillary liquid assets) covered by the ESG analysis based on the proprietary ESG methodology

- The financial product shall have the weighted average ESG score of its portfolio higher than the weighted average ESG score of its investment universe after eliminating at least 20% of securities with the lowest ESG Score, as defined in the Prospectus

- The financial product shall have the weighted average carbon footprint of its portfolio at least 50% lower than the weighted average carbon footprint of its investment universe

- The financial product shall invest at least 37% of its assets in 'sustainable investments' as defined in Article 2 (17) of the SFDR regulation. Criteria to qualify an investment as 'sustainable investment' are indicated in the above question 'What are the objectives of the sustainable investments that the financial product partially intends to make and does the sustainable investments contribute to such objectives' and the quantitative and qualitative thresholds are mentioned in the main part of the Prospectus

● **What is the committed minimum rate to reduce the scope of the investments considered prior to the application of that investment strategy?**

The financial product does not commit to a reduction of the scope of investments prior to the application of its investment strategy.

● **What is the policy to assess good governance practices of the investee companies?**

The ESG scoring framework assesses corporate governance through a core set of standard key performance indicators for all sectors supplemented by sector specific metrics. The governance metrics and indicators to assess good governance practices such as sound management structures, employee relations, remuneration of staff and tax compliance include but are not limited to:

- Separation of power (e.g. Split CEO/Chair)
- Board diversity
- Executive pay (remuneration policy)
- Board Independence, and key committees independence
- Accountability of directors
- Financial expertise of the Audit Committee
- Respect of shareholders rights and absence of antitakeover devices
- The presence of appropriate policies (i.e. Bribery and corruption, whistleblower)
- Tax disclosure
- An assessment of prior negative incidents relating to governance

The ESG analysis goes beyond the framework to look at a more qualitative assessment of how the insights from our ESG model are reflected in the culture and operations of investee companies. In some cases, the ESG analysts will conduct due diligence meetings to better understand the company's approach to corporate governance.

Good governance practices include sound management structures, employee relations, remuneration of staff and tax compliance.



What is the asset allocation planned for this financial product?

At least 80% of the investments of the financial product will be used to meet the environmental or social

characteristics promoted, in accordance with the binding elements of the investment strategy of the financial product.

For the avoidance of doubt, such a proportion is solely a minimum and the exact percentage of the investments of the financial product that attained the promoted environmental or social characteristics will be available in the annual report.

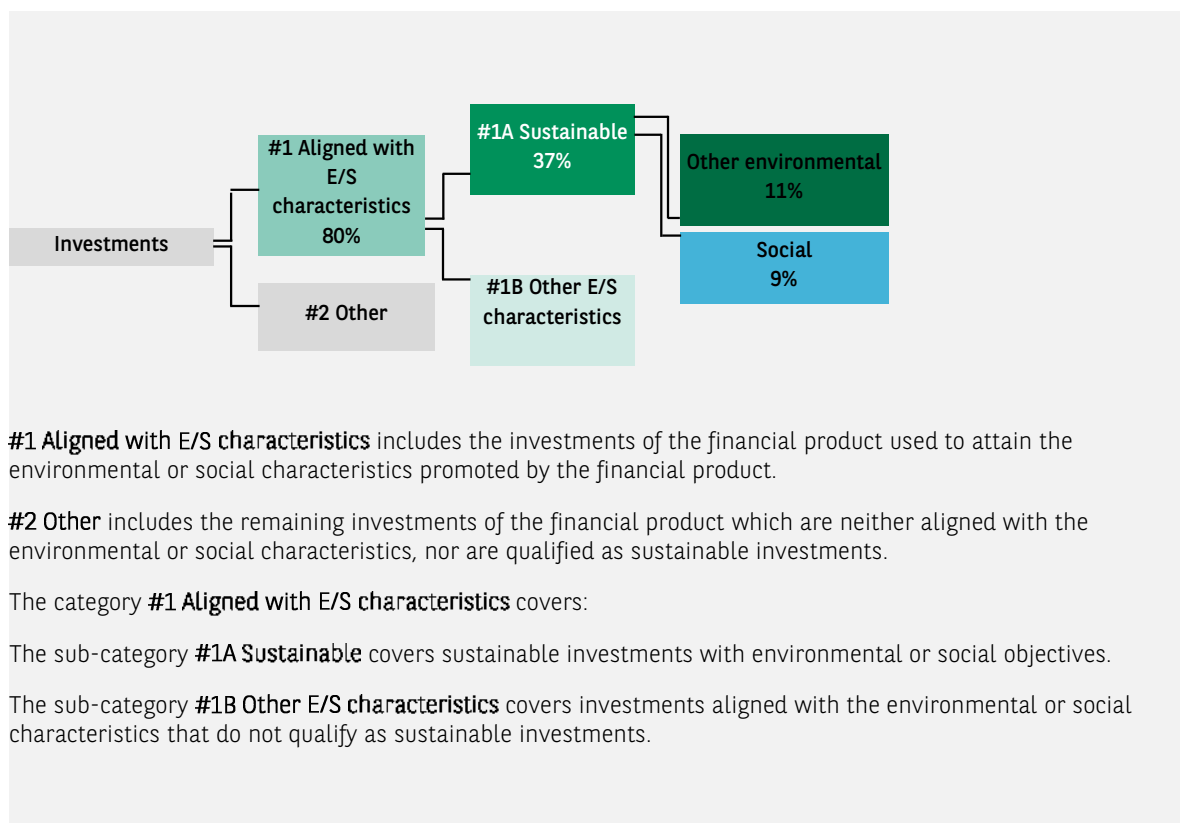
The minimum proportion of sustainable investments of the financial product is 37%.

The remaining proportion of the investments is mainly used as described under the question: "What investments are included under "#2 Other", what is their purpose and are there any minimum environmental or social safeguards?"

Asset allocation describes the share of investments in specific assets.

Taxonomy-aligned activities are expressed as a share of:

- **turnover** reflecting the share of revenue from green activities of investee companies.
- **capital expenditure** (CapEx) showing the green investments made by investee companies, e.g. for a transition to a green economy.
- **operational expenditure** (OpEx) reflecting green operational activities of investee companies.



#1 Aligned with E/S characteristics includes the investments of the financial product used to attain the environmental or social characteristics promoted by the financial product.

#2 Other includes the remaining investments of the financial product which are neither aligned with the environmental or social characteristics, nor are qualified as sustainable investments.

The category **#1 Aligned with E/S characteristics** covers:

The sub-category **#1A Sustainable** covers sustainable investments with environmental or social objectives.

The sub-category **#1B Other E/S characteristics** covers investments aligned with the environmental or social characteristics that do not qualify as sustainable investments.

● **How does the use of derivatives attain the environmental or social characteristics promoted by the financial product?**

Financial derivative instruments may be used for efficient portfolio management, hedging and/or investment purposes, if applicable. These instruments are not used to attain the environmental or social characteristics promoted by the product.



To what minimum extent are sustainable investments with an environmental objective aligned with the EU Taxonomy?

Not applicable

● Does the financial product invest in fossil gas and/or nuclear energy related activities that comply with the EU Taxonomy¹?

To comply with the EU Taxonomy, the criteria for **fossil gas** include limitations on emissions and switching to renewable power or low-carbon fuels by the end of 2035. For **nuclear energy**, the criteria include comprehensive safety and waste management rules.

Yes

In fossil gas In Nuclear Energy

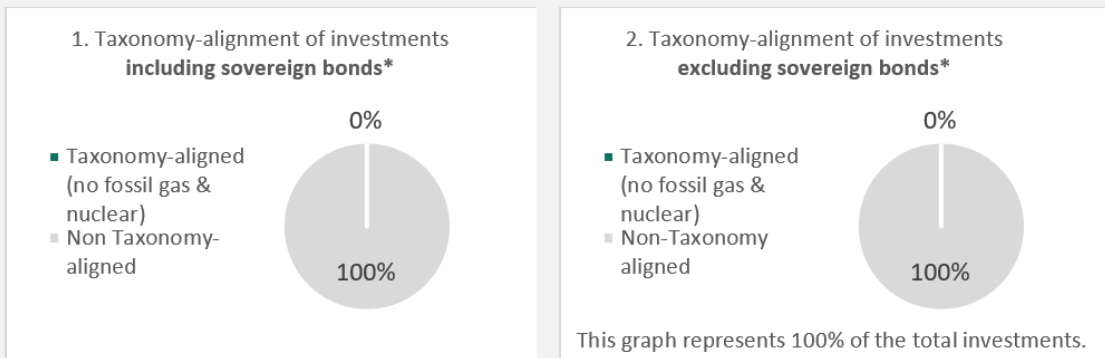
No

1 -Fossil gas and/or nuclear related activities will only comply with the EU Taxonomy where they contribute to limiting climate change ("climate change mitigation") and do not significantly harm any EU Taxonomy objective - see explanatory note in the left hand margin. The full criteria for fossil gas and nuclear energy economic activities that comply with the EU Taxonomy are laid down in Commission Delegated Regulation (EU) 2022/1214.

Enabling activities directly enable other activities to make a substantial contribution to an environmental objective.

Transitional activities are activities for which low-carbon alternatives are not yet available and among others have greenhouse gas emission levels corresponding to the best performance.

The two graphs below show in green the minimum percentage of investments that are aligned with the EU Taxonomy. As there is no appropriate methodology to determine the Taxonomy-alignment of sovereign bonds*, the first graph shows the Taxonomy-alignment in relation to all the investments of the financial product including sovereign bonds, while the second graph shows the Taxonomy-alignment only in relation to the investments of the financial product other than sovereign bonds.



* For the purpose of these graphs, 'sovereign bonds' consist of all sovereign exposures

● What is the minimum share of investments in transitional and enabling activities?

Not applicable

are sustainable investments with an environmental objective that **do not take into account the criteria** for environmentally sustainable economic activities under the EU Taxonomy.

● What is the minimum share of sustainable investments with an environmental objective that are not aligned with the EU Taxonomy?

The minimum share of sustainable investments with an environmental objective that are not aligned with the EU Taxonomy is 11%.

The minimum share is intentionally low as the objective of the investment manager is not to prevent the product from investing in taxonomy-aligned activities within the framework of the investment strategy of the product.

The Management Company is improving its Taxonomy-alignment data collection to ensure the accuracy and suitability of its Taxonomy sustainability-related disclosures. In the meantime, the financial product will invest in sustainable investments with an environmental objective that are not aligned with the EU Taxonomy.



What is the minimum share of socially sustainable investments?

The minimum share of socially sustainable investments within the financial product is 9%.



What investments are included under '#2 Other', what is their purpose and are there any minimum environmental or social safeguards?

The remaining proportion of the investments may include :

- The proportion of assets that are not used to meet the environmental or social characteristics promoted by the financial product. These assets are used for investment purposes, or
- Instruments which are mainly used for liquidity, efficient portfolio management, and/or hedging purposes, notably cash, deposits and derivatives

In any case, the investment manager will ensure that those investments are made while maintaining the improvement of the ESG profile of the financial product. In addition, those investments are made in compliance with our internal processes, including the following minimum environmental or social safeguards:

- The risk management policy. The risk management policy comprises procedures as are necessary to enable the management company to assess for each financial product it manages the exposure of that product to market, liquidity, sustainability and counterparty risks. And
- The RBC policy, where applicable, through the exclusion of companies involved in controversies due to poor practices related to human and labour rights, environment, and corruption, as well as companies operating in sensitive sectors (tobacco, coal, controversial weapons, asbestos,...), as these companies are deemed to be in violation of international norms, or to cause unacceptable harm to society and/or the environment



Is a specific index designated as a reference benchmark to determine whether this financial product is aligned with the environmental and/or social characteristics that it promotes?

No reference benchmark has been designated for the purpose of attaining the environmental or social characteristics promoted by the financial product.

- **How is the reference benchmark continuously aligned with each of the environmental or social characteristics promoted by the financial product?**

Not applicable

- **How is the alignment of the investment strategy with the methodology of the index ensured on a continuous basis?**

Not applicable

- **How does the designated index differ from a relevant broad market index?**

Not applicable

- **Where can the methodology used for the calculation of the designated index be found?**

Not applicable

Reference benchmarks are indexes to measure whether the financial product attains the environmental or social characteristics that they promote.



Where can I find more product specific information online?

More product-specific information can be found on the website: <https://www.bnpparibas-am.com/> after choosing the relevant country and directly in the section 'Sustainability-related disclosures' dedicated to the product.



Template pre-contractual disclosure for the financial products referred to in Article 8, paragraphs 1, 2 and 2a, of Regulation (EU) 2019/2088 and Article 6, first paragraph, of Regulation (EU) 2020/852

Sustainable investment means an investment in an economic activity that contributes to an environmental or social objective, provided that the investment does not significantly harm any environmental or social objective and that the investee companies follow good governance practices.

The **EU Taxonomy** is a classification system laid down in Regulation (EU) 2020/852, establishing a list of **environmentally sustainable economic activities**. That Regulation does not lay down a list of socially sustainable economic activities. Sustainable investments with an environmental objective might be aligned with the Taxonomy or not.

Product name : **BNP PARIBAS FUNDS SUSTAINABLE EURO MULTI-FACTOR EQUITY**

Legal Entity Identifier : 213800MX4TNTP1BW9349

Environmental and/or social characteristics

Does this financial product have a sustainable investment objective?	
<input checked="" type="radio"/> <input type="radio"/> Yes	<input checked="" type="radio"/> <input type="radio"/> No
<input type="checkbox"/> It will make a minimum of sustainable investments with an environmental objective: ____% <input type="checkbox"/> in economic activities that qualify as environmentally sustainable under the EU Taxonomy <input type="checkbox"/> in economic activities that do not qualify as environmentally sustainable under the EU Taxonomy <input type="checkbox"/> It will make a minimum of sustainable investments with a social objective: ____%	<input checked="" type="checkbox"/> It promotes Environmental/Social (E/S) characteristics and while it does not have as its objective a sustainable investment, it will have a minimum proportion of 50% of sustainable investments <input checked="" type="checkbox"/> with an environmental objective in economic activities that qualify as environmentally sustainable under the EU Taxonomy <input checked="" type="checkbox"/> with an environmental objective in economic activities that do not qualify as environmentally sustainable under the EU Taxonomy <input checked="" type="checkbox"/> with a social objective <input type="checkbox"/> It promotes E/S characteristics, but will not make any sustainable investments



What environmental and/or social characteristics are promoted by this financial product?

The financial product promotes environmental and social characteristics by assessing underlying investments against Environmental, Social and Governance (ESG) criteria using an internal ESG proprietary methodology, and by investing in issuers that demonstrate superior or improving environmental and social practices, while implementing robust corporate governance practices within their sector of activity.

The financial product aims to improve its ESG profile and reduce its environmental footprint, as measured by greenhouse gas emissions, compared to its investment universe.

The ESG performance of an issuer is evaluated against a combination of environmental, social and governance factors which include but not limited to:



- Environmental: energy efficiency, reduction of emissions of greenhouse gases (GHG), treatment of waste
- Social: respect of human rights and workers' rights, human resources management (workers' health and safety, diversity)
- Governance: Board of Directors independence, managers' remuneration, respect of minority shareholders rights

The exclusion criteria are applied with regard to issuers that are in violation of international norms and convention, or operate in sensitive sectors as defined by the Responsible Business Conduct Policy (RBC Policy).

Furthermore, the investment manager promotes better environmental and social outcomes through engagement with issuers and the exercise of voting rights according to the Stewardship policy, where applicable.

No reference benchmark has been designated for the purpose of attaining the environmental or social characteristics promoted by the financial product.

Sustainability indicators measure how the environmental or social characteristics promoted by the financial product are attained.

● **What sustainability indicators are used to measure the attainment of each of the environmental or social characteristics promoted by this financial product?**

The following sustainability indicators are used to measure the attainment of the environmental and social characteristics promoted by the financial product:

- The percentage of the portfolio compliant with the RBC Policy
- The percentage of the portfolio covered by the ESG analysis based on the ESG internal proprietary methodology
- The weighted average ESG score of the portfolio compared to the weighted average ESG score of its investment universe, as defined in the Prospectus
- The average carbon footprint of the portfolio compared to the average carbon footprint of its investment universe
- The percentage of the financial product's portfolio invested in 'sustainable investments' as defined in Article 2 (17) of the SFDR regulation
- The percentage of the financial product's portfolio invested in investments aligned with the EU Taxonomy

● **What are the objectives of the sustainable investments that the financial product partially intends to make and how does the sustainable investment contribute to such objectives?**

The objectives of the sustainable investments made by the financial product are to finance companies that contribute to environmental and/or social objectives through their products and services, as well as their sustainable practices.

The internal methodology, as defined in the main part of the Prospectus, integrates several criteria into its definition of sustainable investments that are considered to be core components to qualify a company as sustainable. These criteria are complementary to each other. In practice, a company must meet at least one of the criteria described below in order to be considered as contributing to an environmental or social objective:

1. A company with an economic activity aligned with the EU Taxonomy objectives. A company can be qualified as sustainable investment in case it has more than 20% of its revenues aligned with the EU Taxonomy. A company qualifying as sustainable investment through this criteria can for example contribute to the following environmental objectives: sustainable forestry, environmental restoration, sustainable manufacturing, renewable energy, water supply, sewerage, waste management and remediation, sustainable transportation, sustainable buildings, sustainable information and technology, scientific research for sustainable development;
2. A company with an economic activity contributing to one or more United Nations Sustainable Development goals (UN SDG) targets. A company can be qualified as sustainable investment in case it has

more than 20% of its revenues aligned with the SDGs and less than 20% of its revenues misaligned with the UN SDGs. A company qualifying as sustainable investment through this criteria can for example contribute to the following objectives:

a. Environmental: sustainable agriculture, sustainable management of water and sanitation, sustainable and modern energy, sustainable economic growth, sustainable infrastructure, sustainable cities, sustainable consumption and production patterns, fight against climate change, conservation and sustainable use of oceans, seas and marine resources, protection, restoration and sustainable use of terrestrial ecosystems, sustainable management of forests, fight against desertification, land degradation and biodiversity loss;

b. Social: no poverty, zero hunger, food security, healthy lives and well-being at all ages, inclusive and equitable quality education and lifelong learning opportunities, gender equality, women and girls empowerment, availability of water and sanitation, access to affordable, reliable and modern energy, inclusive and sustainable economic growth, full and productive employment and decent work, resilient infrastructure, inclusive and sustainable industrialization, reduced inequality, inclusive, safe and resilient cities and human settlements, peaceful and inclusive societies, access to justice and effective, accountable and inclusive institutions, global partnership for sustainable development.

3. A company operating in a high GHG emission sector that is transitioning its business model to align with the objective of maintaining the global temperature rise below 1.5°C. A company qualifying as sustainable investment through this criteria can for example contribute to the following environmental objectives: GHG emissions reduction, fight against climate change;

4. A company with best-in-class environmental or social practices compared to its peers within the relevant sector and geographical region. The E or S best performer assessment is based on the BNPP AM ESG scoring methodology. The methodology scores companies and assesses them against a peer group comprising companies in comparable sectors and geographical regions. A company with a contribution score above 10 on the Environmental or Social pillar qualifies as best performer. A company qualifying as sustainable investment through this criteria can for example contribute to the following objectives:

a. Environmental: fight against climate change, environmental risk management, sustainable management of natural resources, waste management, water management, GHG emissions reduction, renewable energy, sustainable agriculture, green infrastructure;

b. Social: health and safety, human capital management, good external stakeholder management (supply chain, contractors, data), business ethics preparedness, good corporate governance.

Green bonds, social bonds and sustainability bonds issued to support specific environmental and/or social projects are also qualified as sustainable investments provided that these debt securities receive an investment recommendation 'POSITIVE' or 'NEUTRAL' from the Sustainability Center following the issuer and underlying project assessment based on a proprietary Green/Social/Sustainability Bond Assessment methodology.

Companies identified as a sustainable investment should not significantly harm any other environmental or social objectives (the Do No Significant Harm 'DNSH' principle) and should follow good governance practices. BNP Paribas Asset Management (BNPP AM) uses its proprietary methodology to assess all companies against these requirements.

More information on the internal methodology can be found on the website of the investment manager: <https://docfinder.bnpparibas-am.com/api/files/14787511-CB33-49FC-B9B5-7E934948BE63>

The proportion of investments of the financial product made in economic activities and that qualify as sustainable investments under the SFDR may contribute to the environmental objectives as defined under Taxonomy Regulation: climate change mitigation, climate change adaptation, the sustainable use and protection of water and marine resources, the transition to a circular economy, pollution prevention and control, the protection and/or restoration of biodiversity and ecosystems. The extent to which the sustainable investments with an environmental objective are aligned with the EU Taxonomy will be disclosed in the annual report of the financial product.

Principal adverse impacts are the most significant negative impacts of investment decisions on sustainability factors relating to environmental, social and employee matters, respect for human rights, anti-corruption and anti-bribery matters.

● **How do the sustainable investments that the financial product partially intends to make, not cause significant harm to any environmental or social sustainable investment objective?**

Sustainable investments that the product partially intends to make should not significantly harm any environmental or social objective (DNSH Principle). In this respect, the investment manager commits to consider principal adverse impacts on sustainability factors by taking into account indicators for adverse impacts as defined in SFDR, and to not invest in companies that do not meet their fundamental obligations in line with the OECD Guidelines and the UN Guiding Principles on Business and Human Rights.

How have the indicators for adverse impacts on sustainability factors been taken into account?

The investment manager ensures that throughout its investment process, the financial product takes into all the account principal all the adverse impact indicators that are relevant to its investment strategy to select the sustainable investments that the financial product partially intends to make by systematically implementing the sustainable investment pillars defined in the BNP Paribas Asset Management Global Sustainability Strategy (GSS) into its investment process : RBC policy, ESG integration guidelines, Stewardship, the forward-looking vision the '3Es' (Energy transition, Environmental sustainability, Equality & Inclusive Growth).

The RBC policy establishes a common framework across investments and economic activities that help identify industries and behaviours presenting a high risk of adverse impacts in violation of international norms. As part of the RBC Policy, sector policies provide a tailored approach to identify and prioritize principal adverse impacts based on the nature of the economic activity, and in many cases, the geography in which these economic activities take place.

The ESG Integration Guidelines includes a series of commitments, which are material to consideration of principal adverse sustainability impacts, and guides the internal ESG integration process. The proprietary ESG scoring framework includes an assessment of a number of adverse sustainability impacts caused by companies in which we invest. Outcome of this assessment may impact the valuation models as well as the portfolio construction depending on the severity and materiality of adverse impacts identified.

Thus, the Investment Manager considers principal adverse sustainability impacts throughout the investment process through the use of the internal ESG scores and construction of the portfolio with an improved ESG profile compared to its investment universe.

The Forward-looking perspective defines a set of objectives and developed performance indicators to measure how the researches, portfolios and commitments are aligned on three issues, the '3Es' (Energy transition, Environmental sustainability, Equality & inclusive growth) and thus support investment processes.

Furthermore, the Stewardship team regularly identifies adverse impacts through ongoing research, collaboration with other long-term investors, and dialogue with NGOs and other experts.

As regards the sustainable investments that the financial product intends to make, the following principal adverse sustainability impacts are taken into account:

Corporate mandatory indicators:

- 1. GreenHouse Gas (GHG) Emissions
- 2. Carbon footprint
- 3. GHG intensity of investee companies
- 4. Exposure to companies active in the fossil fuel sector
- 5. Share of non-renewable energy consumption and production
- 6. Energy consumption intensity per high impact climate sector
- 7. Activities negatively affecting biodiversity sensitive areas
- 8. Emissions to water
- 9. Hazardous waste ratio

10. Violations of UN Global Compact principles and Organisation for Economic Cooperation and Development (OECD) Guidelines for Multinational Enterprises
11. Lack of processes and compliance mechanisms to monitor compliance with UN Global Compact principles and OECD Guidelines for Multinational Enterprises
12. Unadjusted gender pay gap
13. Board gender diversity
14. Exposure to controversial weapons (anti-personnel mines, cluster munitions, chemical weapons and biological weapons)

Corporate voluntary indicators:

Environment

4. Investments in companies without carbon emission reduction initiatives

Social

4. Lack of a supplier code of conduct
9. Lack of a human rights policy

Sovereign mandatory indicator:

15. GHG intensity
16. Investee countries subject to social violations

More detailed information on the manner in which principal adverse impacts on sustainability factors are considered can be found in the BNP PARIBAS ASSET MANAGEMENT SFDR disclosure statement:

<https://docfinder.bnpparibas-am.com/api/files/874ADAE2-3EE7-4AD4-B0ED-84FC06E090BF>

In addition, information on how the principal adverse impacts on sustainability factors have been considered over the year will be available in the annual report of the financial product.

How are the sustainable investments aligned with the OECD Guidelines for Multinational Enterprises and the UN Guiding Principles on Business and Human Rights?

The investment universe of the financial product is periodically screened with a view to identify issuers that are potentially in violation or at risk of violation of the UN Global Compact Principles, OECD Guidelines for Multinational Enterprises and UN Guiding Principles on Business & Human Rights, including the principles and rights set out in the eight fundamental conventions identified in the Declaration of the International Labour Organisation on Fundamental Principles and Rights at Work and the International Bill of Human Rights. This assessment is conducted within the BNPP AM Sustainability Centre on the basis of internal analysis and information provided by external experts, and in consultation with BNP Paribas Group CSR Team. If an issuer is found to be in serious and repeated violations of any of the principles, it will be placed on an 'exclusion list' and will not be available for investment. Existing investments should be divested from the portfolio according to an internal procedure. If an issuer is at risk of violating any of the principles, it is placed on a 'watch list' monitored, as appropriate.

The EU Taxonomy sets out a 'do not significant harm' principle by which Taxonomy-aligned investments should not significantly harm EU Taxonomy objectives and is accompanied by specific EU criteria.

The 'do no significant harm' principle applies only to those investments underlying the financial product that take into account the EU criteria for environmentally sustainable economic activities. The investments underlying the remaining portion of this financial product do not take into account the EU criteria for environmentally sustainable economic activities.

Any other sustainable investments must also not significantly harm any environmental or social objectives.



Does this financial product consider principal adverse impacts on sustainability factors?

Yes

The product considers principal adverse impacts on sustainability factors by systematically implementing the sustainable investment pillars defined in the GSS into its investment process. These pillars are covered by firm-wide policies that set criteria to identify, consider and prioritise as well as address or mitigate adverse sustainability impacts caused by issuers.

The RBC policy establishes a common framework across investments and economic activities that help identify industries and behaviours presenting a high risk of adverse impacts in violation of international norms. As part of the RBC Policy, sector policies provide a tailored approach to identify and prioritize principal adverse impacts based on the nature of the economic activity, and in many cases, the geography in which these economic activities take place.

The ESG Integration Guidelines includes a series of commitments, which are material to consideration of principal adverse sustainability impacts, and guides the internal ESG integration process. The proprietary ESG scoring framework includes an assessment of a number of adverse sustainability impacts caused by companies in which we invest. Outcome of this assessment may impact the valuation models as well as the portfolio construction depending on the severity and materiality of adverse impacts identified.

Thus, the Investment Manager considers principal adverse sustainability impacts throughout the investment process through the use of the internal ESG scores and construction of the portfolio with an improved ESG profile compared to its investment universe.

The Forward-looking perspective defines a set of objectives and developed performance indicators to measure how the researches, portfolios and commitments are aligned on three issues, the '3Es' (Energy transition, Environmental sustainability, Equality & inclusive growth) and thus support investment processes.

Furthermore, the Stewardship team regularly identifies adverse impacts through ongoing research, collaboration with other long-term investors, and dialogue with NGOs and other experts.

Actions to address or mitigate principal adverse sustainability impacts depend on the severity and materiality of these impacts. These actions are guided by the RBC Policy, ESG Integration Guidelines, and Engagement and Voting Policy which include the following provisions :

- Exclusion of issuers that are in violation of international norms and conventions and issuers that are involved in activities presenting an unacceptable risk to society and/or the environment
- Engagement with issuers with the aim of encouraging them to improve their environmental, social and governance practices and, thus, mitigate potential adverse impacts
- In case of equity holdings, voting at Annual General Meetings of companies the portfolio is invested in to promote good governance and advance environmental and social issues
- Ensuring all securities included in the portfolio have supportive ESG research
- Managing portfolios so that their aggregate ESG score is better than the relevant benchmark or universe

Based on the above approach, and depending on the composition of the financial product's portfolio (i.e. the type of issuer), the financial product considers and addresses or mitigates the following principal adverse sustainability impacts:

Corporate mandatory indicators:

1. GreenHouse Gas (GHG) Emissions
2. Carbon footprint
3. GHG intensity of investee companies
4. Exposure to companies active in the fossil fuel sector
5. Share of non-renewable energy consumption and production
6. Energy consumption intensity per high impact climate sector



7. Activities negatively affecting biodiversity sensitive areas
8. Emissions to water
9. Hazardous waste ratio
10. Violations of UN Global Compact principles and Organisation for Economic Cooperation and Development (OECD) Guidelines for Multinational Enterprises
11. Lack of processes and compliance mechanisms to monitor compliance with UN Global Compact principles and OECD Guidelines for Multinational Enterprises
12. Unadjusted gender pay gap
13. Board gender diversity
14. Exposure to controversial weapons (anti-personnel mines, cluster munitions, chemical weapons and biological weapons)

Corporate voluntary indicators:

Environment

4. Investments in companies without carbon emission reduction initiatives

Social

4. Lack of a supplier code of conduct
9. Lack of a human rights policy

Sovereign mandatory indicator:

15. GHG intensity
16. Investee countries subject to social violations

More detailed information on the manner in which principal adverse impacts on sustainability factors are considered can be found in the BNP PARIBAS ASSET MANAGEMENT SFDR disclosure statement: <https://docfinder.bnpparibas-am.com/api/files/874ADAE2-3EE7-4AD4-BOED-84FC06E090BF>
In addition, information on how the principal adverse impacts on sustainability factors have been considered over the year will be available in the annual report of the financial product.

No



What investment strategy does this financial product follow?

The investment strategy guides investment decisions based on factors such as investment objectives and risk tolerance.

To achieve the investment objective of the financial product, the investment manager takes into account at each step of its investment process the Environmental, Social and Governance (ESG) criteria that the financial product promotes.

The investment universe of the financial product is thoroughly screened with a view to identify issuers that are in violation of the UN Global Compact Principles, OECD Guidelines for Multinational Enterprises and UN Guiding Principles on Business & Human Rights. Issuers failing to meet their fundamental obligations in the areas of human and labour rights, environment and corruption are excluded from the investment universe. The in-house sector policies relating to companies operating in sensitive areas (controversial weapons, asbestos, mining, palm oil, etc.) are implemented in order to identify and exclude companies with the worst practices.

Then the Investment Manager integrates ESG ratings and criteria into the assessment of issuers. ESG ratings are built by BNP Paribas Asset Management's Sustainability Centre using a proprietary ESG methodology.

The investment manager constantly integrates the binding elements of the investment strategy described in the question below to construct an investment portfolio with a significantly improved ESG profile compared to its investment universe.

In addition, the Investment Manager relies on the internal sustainable investment methodology, as defined in the answer to the question What are the objectives of the sustainable investments that the financial product partially intends to make and how does the sustainable investments contribute to such objectives, to determine issuers that contribute to environmental and/or social objectives.

An extra-financial strategy may comprise methodological limitations such as the ESG Investment Risk as defined by the investment manager.

The elements of the investment strategy to attain the environmental or social characteristics promoted by this financial product as described below are systematically integrated throughout the investment process.

● **What are the binding elements of the investment strategy used to select the investments to attain each of the environmental or social characteristics promoted by this financial product?**

- The financial product shall comply with the RBC Policy by excluding companies involved in controversies due to poor practices related to human and labor rights, environment, and corruption, as well as companies operating in sensitive sectors (tobacco, coal, controversial weapons, asbestos,...), as these companies are deemed to be in violation of international norms, or to cause unacceptable harm to society and/or the environment

More information on the RBC Policy, and in particular criteria relating to sectoral exclusions, can be found on the website of the investment manager: Sustainability documents - BNPP AM Corporate English (<https://www.bnpparibas-am.com/sustainability-documents/>)

- The financial product shall have at least 90% of its assets (excluding ancillary liquid assets) covered by the ESG analysis based on the ESG internal proprietary methodology

- The financial product shall have the weighted average carbon footprint of its portfolio at least 50% lower than the weighted average carbon footprint of its investment universe

- The financial product shall invest at least 50% of its assets in 'sustainable investments' as defined in Article 2 (17) of the SFDR regulation. Criteria to qualify an investment as 'sustainable investment' are indicated in the above question 'What are the objectives of the sustainable investments that the financial product partially intends to make and does the sustainable investments contribute to such objectives' and the quantitative and qualitative thresholds are mentioned in the main part of the Prospectus

- The financial product shall invest at least 2% of its assets in investments aligned with the EU Taxonomy as disclosed below

● **What is the committed minimum rate to reduce the scope of the investments considered prior to the application of that investment strategy?**

The financial product does not commit to a reduction of the scope of investments prior to the application of its investment strategy.

● **What is the policy to assess good governance practices of the investee companies?**

The ESG scoring framework assesses corporate governance through a core set of standard key performance indicators for all sectors supplemented by sector specific metrics. The governance metrics and indicators to assess good governance practices such as sound management structures, employee relations, remuneration of staff and tax compliance include but are not limited to:

- Separation of power (e.g. Split CEO/Chair)
- Board diversity
- Executive pay (remuneration policy)
- Board Independence, and key committees independence
- Accountability of directors
- Financial expertise of the Audit Committee
- Respect of shareholders rights and absence of antitakeover devices
- The presence of appropriate policies (i.e. Bribery and corruption, whistleblower)
- Tax disclosure
- An assessment of prior negative incidents relating to governance

The ESG analysis goes beyond the framework to look at a more qualitative assessment of how the insights from our ESG model are reflected in the culture and operations of investee companies. In some cases, the ESG analysts will conduct due diligence meetings to better understand the company's approach to corporate governance.

Good governance practices include sound management structures, employee relations, remuneration of staff and tax compliance.



What is the asset allocation planned for this financial product?

At least 80% of the investments of the financial product will be used to meet the environmental or social characteristics promoted, in accordance with the binding elements of the investment strategy of the financial

product.

For the avoidance of doubt, such a proportion is solely a minimum and the exact percentage of the investments of the financial product that attained the promoted environmental or social characteristics will be available in the annual report.

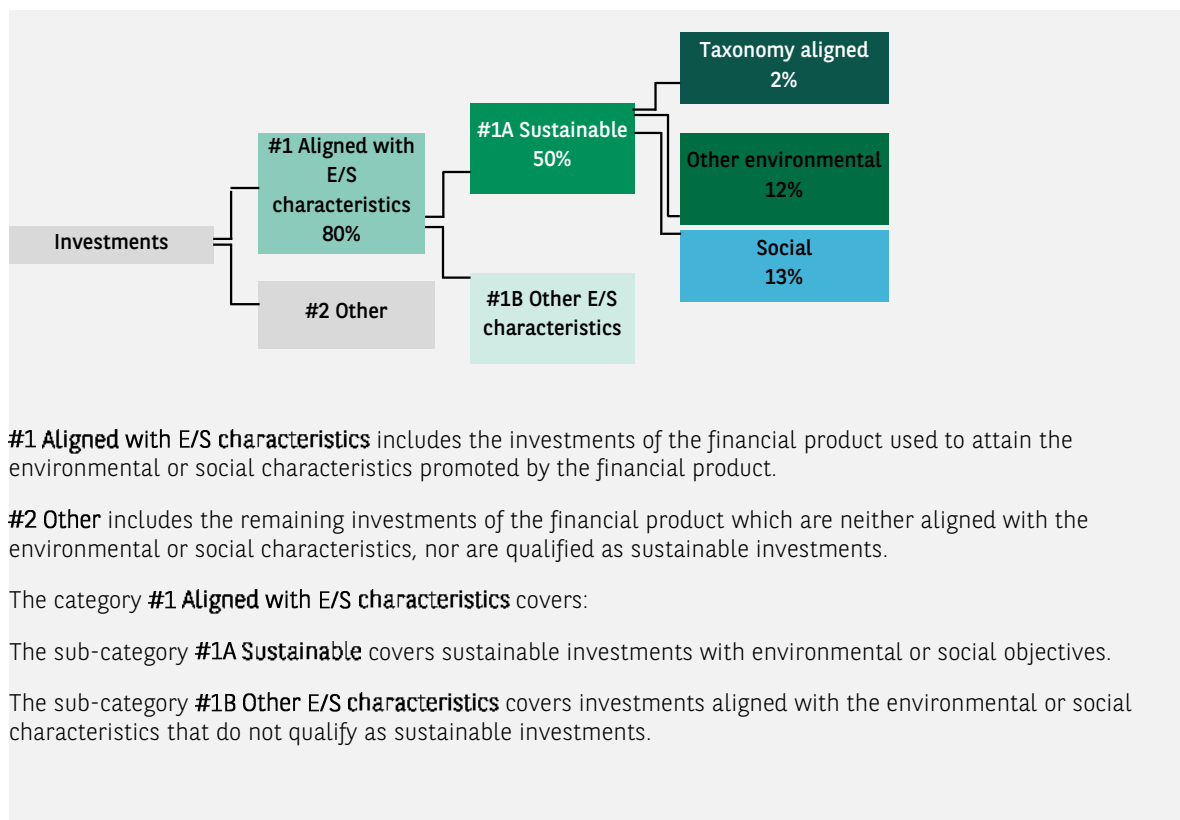
The minimum proportion of sustainable investments of the financial product is 50%.

The remaining proportion of the investments is mainly used as described under the question: "What investments are included under "#2 Other", what is their purpose and are there any minimum environmental or social safeguards?"

Asset allocation describes the share of investments in specific assets.


Taxonomy-aligned activities are expressed as a share of:

- **turnover** reflecting the share of revenue from green activities of investee companies.
- **capital expenditure** (CapEx) showing the green investments made by investee companies, e.g. for a transition to a green economy.
- **operational expenditure** (OpEx) reflecting green operational activities of investee companies.



● **How does the use of derivatives attain the environmental or social characteristics promoted by the financial product?**

Financial derivative instruments may be used for efficient portfolio management, hedging and/or investment purposes, if applicable. These instruments are not used to attain the environmental or social characteristics promoted by the product.

 **To what minimum extent are sustainable investments with an environmental objective aligned with the EU Taxonomy?**

The extent to which sustainable investments with an environmental objective are aligned with the EU Taxonomy and that contribute to the environmental objectives climate change mitigation, climate change adaptation, the sustainable use and protection of water and marine resources, the transition to a circular economy, pollution prevention and control and/or the protection and restoration of biodiversity and ecosystems are disclosed in the two graphs below.

The Management Company is currently improving its Taxonomy-alignment data collection to ensure the accuracy and suitability of its Taxonomy sustainability-related disclosures. Further subsequent prospectus and Taxonomy-alignment commitments updates will be made accordingly.

Economic activities that are not recognised by the Taxonomy Regulation are not necessarily environmentally harmful or unsustainable. In addition, all activities that can make a substantial contribution to environmental as

To comply with the EU Taxonomy, the criteria for **fossil gas** include limitations on emissions and switching to renewable power or low-carbon fuels by the end of 2035. For **nuclear energy**, the criteria include comprehensive safety and waste management rules.

well as social objectives are not yet part of the Taxonomy Regulation.

● **Does the financial product invest in fossil gas and/or nuclear energy related activities that comply with the EU Taxonomy¹?**

Yes

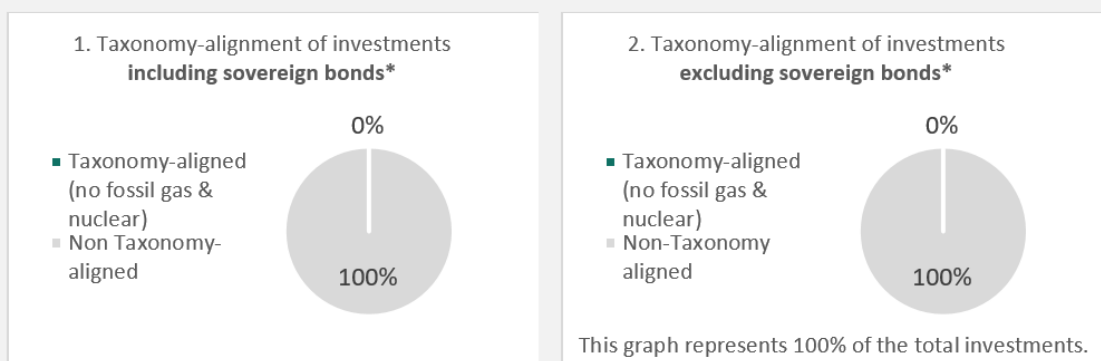
In fossil gas In Nuclear Energy

No

1 - Fossil gas and/or nuclear related activities will only comply with the EU Taxonomy where they contribute to limiting climate change ("climate change mitigation") and do not significantly harm any EU Taxonomy objective - see explanatory note in the left hand margin. The full criteria for fossil gas and nuclear energy economic activities that comply with the EU Taxonomy are laid down in Commission Delegated Regulation (EU) 2022/1214.

Enabling activities directly enable other activities to make a substantial contribution to an environmental objective. **Transitional activities** are activities for which low-carbon alternatives are not yet available and among others have greenhouse gas emission levels corresponding to the best performance.

The two graphs below show in green the minimum percentage of investments that are aligned with the EU Taxonomy. As there is no appropriate methodology to determine the Taxonomy-alignment of sovereign bonds*, the first graph shows the Taxonomy-alignment in relation to all the investments of the financial product including sovereign bonds, while the second graph shows the Taxonomy-alignment only in relation to the investments of the financial product other than sovereign bonds.



* For the purpose of these graphs, 'sovereign bonds' consist of all sovereign exposures

● **What is the minimum share of investments in transitional and enabling activities?**

Not applicable

are sustainable investments with an environmental objective that **do not take into account the criteria** for environmentally sustainable economic activities under the EU Taxonomy.



What is the minimum share of sustainable investments with an environmental objective that are not aligned with the EU Taxonomy?

The minimum share of sustainable investments with an environmental objective that are not aligned with the EU Taxonomy is 12%.

The minimum share is intentionally low as the objective of the investment manager is not to prevent the product from investing in taxonomy-aligned activities within the framework of the investment strategy of the product.

The Management Company is improving its Taxonomy-alignment data collection to ensure the accuracy and suitability of its Taxonomy sustainability-related disclosures. In the meantime, the financial product will invest in sustainable investments with an environmental objective that are not aligned with the EU Taxonomy.



What is the minimum share of socially sustainable investments?

The minimum share of socially sustainable investments within the financial product is 13%.



What investments are included under '#2 Other', what is their purpose and are there any minimum environmental or social safeguards?

The remaining proportion of the investments may include :

- The proportion of assets that are not used to meet the environmental or social characteristics promoted by the financial product. These assets are used for investment purposes, or
- Instruments which are mainly used for liquidity, efficient portfolio management, and/or hedging purposes, notably cash, deposits and derivatives

In any case, the investment manager will ensure that those investments are made while maintaining the improvement of the ESG profile of the financial product. In addition, those investments are made in compliance with our internal processes, including the following minimum environmental or social safeguards:

- The risk management policy. The risk management policy comprises procedures as are necessary to enable the management company to assess for each financial product it manages the exposure of that product to market, liquidity, sustainability and counterparty risks. And
- The RBC policy, where applicable, through the exclusion of companies involved in controversies due to poor practices related to human and labour rights, environment, and corruption, as well as companies operating in sensitive sectors (tobacco, coal, controversial weapons, asbestos,...), as these companies are deemed to be in violation of international norms, or to cause unacceptable harm to society and/or the environment



Is a specific index designated as a reference benchmark to determine whether this financial product is aligned with the environmental and/or social characteristics that it promotes?

No reference benchmark has been designated for the purpose of attaining the environmental or social characteristics promoted by the financial product.

- **How is the reference benchmark continuously aligned with each of the environmental or social characteristics promoted by the financial product?**

Not applicable

- **How is the alignment of the investment strategy with the methodology of the index ensured on a continuous basis?**

Not applicable

Reference benchmarks are indexes to measure whether the financial product attains the environmental or social characteristics that they promote.



- **How does the designated index differ from a relevant broad market index?**

Not applicable

- **Where can the methodology used for the calculation of the designated index be found?**

Not applicable



Where can I find more product specific information online?

More product-specific information can be found on the website: <https://www.bnpparibas-am.com/> after choosing the relevant country and directly in the section 'Sustainability-related disclosures' dedicated to the product.



Template pre-contractual disclosure for the financial products referred to in Article 8, paragraphs 1, 2 and 2a, of Regulation (EU) 2019/2088 and Article 6, first paragraph, of Regulation (EU) 2020/852

Sustainable investment means an investment in an economic activity that contributes to an environmental or social objective, provided that the investment does not significantly harm any environmental or social objective and that the investee companies follow good governance practices.

The **EU Taxonomy** is a classification system laid down in Regulation (EU) 2020/852, establishing a list of **environmentally sustainable economic activities**. That Regulation does not lay down a list of socially sustainable economic activities. Sustainable investments with an environmental objective might be aligned with the Taxonomy or not.

Product name : **BNP PARIBAS FUNDS SUSTAINABLE EUROPE DIVIDEND**

Legal Entity Identifier : 213800JZY4TUMVRZMH43

Environmental and/or social characteristics

Does this financial product have a sustainable investment objective?	
<input checked="" type="radio"/> <input type="radio"/> Yes	<input checked="" type="radio"/> <input type="radio"/> No
<input type="checkbox"/> It will make a minimum of sustainable investments with an environmental objective: ____% <input type="checkbox"/> in economic activities that qualify as environmentally sustainable under the EU Taxonomy <input type="checkbox"/> in economic activities that do not qualify as environmentally sustainable under the EU Taxonomy <input type="checkbox"/> It will make a minimum of sustainable investments with a social objective: ____%	<input checked="" type="checkbox"/> It promotes Environmental/Social (E/S) characteristics and while it does not have as its objective a sustainable investment, it will have a minimum proportion of 40% of sustainable investments <input type="checkbox"/> with an environmental objective in economic activities that qualify as environmentally sustainable under the EU Taxonomy <input checked="" type="checkbox"/> with an environmental objective in economic activities that do not qualify as environmentally sustainable under the EU Taxonomy <input checked="" type="checkbox"/> with a social objective <input type="checkbox"/> It promotes E/S characteristics, but will not make any sustainable investments



What environmental and/or social characteristics are promoted by this financial product?

The financial product promotes environmental and social characteristics by assessing underlying investments against Environmental, Social and Governance (ESG) criteria using an internal ESG proprietary methodology, and by investing in issuers that demonstrate good environmental, social and governance practices, while implementing robust corporate governance practices within their sector of activity.

The financial product aims to improve its ESG profile compared to its investment universe.

The ESG performance of an issuer is evaluated against a combination of environmental, social and governance factors which include but not limited to:

- Environmental: energy efficiency, reduction of emissions of greenhouse gases (GHG), treatment of waste
- Social: respect of human rights and workers' rights, human resources management (workers' health and safety, diversity)
- Governance: Board of Directors independence, managers' remuneration, respect of minority shareholders rights

The exclusion criteria are applied with regard to issuers that are in violation of international norms and convention, or operate in sensitive sectors as defined by the Responsible Business Conduct Policy (RBC Policy).

Furthermore, the investment manager promotes better environmental and social outcomes through engagement with issuers and the exercise of voting rights according to the Stewardship policy, where applicable.

No reference benchmark has been designated for the purpose of attaining the environmental or social characteristics promoted by the financial product.

Sustainability indicators measure how the environmental or social characteristics promoted by the financial product are attained.

● **What sustainability indicators are used to measure the attainment of each of the environmental or social characteristics promoted by this financial product?**

The following sustainability indicators are used to measure the attainment of the environmental and social characteristics promoted by the financial product:

- The percentage of the portfolio compliant with the RBC Policy
- The percentage of the portfolio covered by the ESG analysis based on the ESG internal proprietary methodology
- The weighted average ESG score of the portfolio compared to the weighted average ESG score of its investment universe, as defined in the Prospectus
- The percentage of the financial product's portfolio invested in 'sustainable investments' as defined in Article 2 (17) of the SFDR regulation

● **What are the objectives of the sustainable investments that the financial product partially intends to make and how does the sustainable investment contribute to such objectives?**

The objectives of the sustainable investments made by the financial product are to finance companies that contribute to environmental and/or social objectives through their products and services, as well as their sustainable practices.

The internal methodology, as defined in the main part of the Prospectus, integrates several criteria into its definition of sustainable investments that are considered to be core components to qualify a company as sustainable. These criteria are complementary to each other. In practice, a company must meet at least one of the criteria described below in order to be considered as contributing to an environmental or social objective:

1. A company with an economic activity aligned with the EU Taxonomy objectives. A company can be qualified as sustainable investment in case it has more than 20% of its revenues aligned with the EU Taxonomy. A company qualifying as sustainable investment through this criteria can for example contribute to the following environmental objectives: sustainable forestry, environmental restoration, sustainable manufacturing, renewable energy, water supply, sewerage, waste management and remediation, sustainable transportation, sustainable buildings, sustainable information and technology, scientific research for sustainable development;

2. A company with an economic activity contributing to one or more United Nations Sustainable Development goals (UN SDG) targets. A company can be qualified as sustainable investment in case it has more than 20% of its revenues aligned with the SDGs and less than 20% of its revenues misaligned with the UN SDGs. A company qualifying as sustainable investment through this criteria can for example contribute to the following objectives:

- a. Environmental: sustainable agriculture, sustainable management of water and sanitation, sustainable and modern energy, sustainable economic growth, sustainable infrastructure, sustainable cities,

sustainable consumption and production patterns, fight against climate change, conservation and sustainable use of oceans, seas and marine resources, protection, restoration and sustainable use of terrestrial ecosystems, sustainable management of forests, fight against desertification, land degradation and biodiversity loss;

b. Social: no poverty, zero hunger, food security, healthy lives and well-being at all ages, inclusive and equitable quality education and lifelong learning opportunities, gender equality, women and girls empowerment, availability of water and sanitation, access to affordable, reliable and modern energy, inclusive and sustainable economic growth, full and productive employment and decent work, resilient infrastructure, inclusive and sustainable industrialization, reduced inequality, inclusive, safe and resilient cities and human settlements, peaceful and inclusive societies, access to justice and effective, accountable and inclusive institutions, global partnership for sustainable development.

3. A company operating in a high GHG emission sector that is transitioning its business model to align with the objective of maintaining the global temperature rise below 1.5°C. A company qualifying as sustainable investment through this criteria can for example contribute to the following environmental objectives: GHG emissions reduction, fight against climate change;

4. A company with best-in-class environmental or social practices compared to its peers within the relevant sector and geographical region. The E or S best performer assessment is based on the BNPP AM ESG scoring methodology. The methodology scores companies and assesses them against a peer group comprising companies in comparable sectors and geographical regions. A company with a contribution score above 10 on the Environmental or Social pillar qualifies as best performer. A company qualifying as sustainable investment through this criteria can for example contribute to the following objectives:

a. Environmental: fight against climate change, environmental risk management, sustainable management of natural resources, waste management, water management, GHG emissions reduction, renewable energy, sustainable agriculture, green infrastructure;

b. Social: health and safety, human capital management, good external stakeholder management (supply chain, contractors, data), business ethics preparedness, good corporate governance.

Green bonds, social bonds and sustainability bonds issued to support specific environmental and/or social projects are also qualified as sustainable investments provided that these debt securities receive an investment recommendation 'POSITIVE' or 'NEUTRAL' from the Sustainability Center following the issuer and underlying project assessment based on a proprietary Green/Social/Sustainability Bond Assessment methodology.

Companies identified as a sustainable investment should not significantly harm any other environmental or social objectives (the Do No Significant Harm 'DNSH' principle) and should follow good governance practices. BNP Paribas Asset Management (BNPP AM) uses its proprietary methodology to assess all companies against these requirements.

More information on the internal methodology can be found on the website of the investment manager: <https://docfinder.bnpparibas-am.com/api/files/14787511-CB33-49FC-B9B5-7E934948BE63>

● **How do the sustainable investments that the financial product partially intends to make, not cause significant harm to any environmental or social sustainable investment objective?**

Sustainable investments that the product partially intends to make should not significantly harm any environmental or social objective (DNSH Principle). In this respect, the investment manager commits to consider principal adverse impacts on sustainability factors by taking into account indicators for adverse impacts as defined in SFDR, and to not invest in companies that do not meet their fundamental obligations in line with the OECD Guidelines and the UN Guiding Principles on Business and Human Rights.

How have the indicators for adverse impacts on sustainability factors been taken into account?

The investment manager ensures that throughout its investment process, the financial product takes into all the account principal all the adverse impact indicators that are relevant to its

Principal adverse impacts are the most significant negative impacts of investment decisions on sustainability factors relating to environmental, social and employee matters, respect for human rights, anti-corruption and anti-bribery matters.



investment strategy to select the sustainable investments that the financial product partially intends to make by systematically implementing the sustainable investment pillars defined in the BNP Paribas Asset Management Global Sustainability Strategy (GSS) into its investment process : RBC policy, ESG integration guidelines, Stewardship, the forward-looking vision the '3Es' (Energy transition, Environmental sustainability, Equality & Inclusive Growth).

The RBC policy establishes a common framework across investments and economic activities that help identify industries and behaviours presenting a high risk of adverse impacts in violation of international norms. As part of the RBC Policy, sector policies provide a tailored approach to identify and prioritize principal adverse impacts based on the nature of the economic activity, and in many cases, the geography in which these economic activities take place.

The ESG Integration Guidelines includes a series of commitments, which are material to consideration of principal adverse sustainability impacts, and guides the internal ESG integration process. The proprietary ESG scoring framework includes an assessment of a number of adverse sustainability impacts caused by companies in which we invest. Outcome of this assessment may impact the valuation models as well as the portfolio construction depending on the severity and materiality of adverse impacts identified.

Thus, the Investment Manager considers principal adverse sustainability impacts throughout the investment process through the use of the internal ESG scores and construction of the portfolio with an improved ESG profile compared to its investment universe.

The Forward-looking perspective defines a set of objectives and developed performance indicators to measure how the researches, portfolios and commitments are aligned on three issues, the '3Es' (Energy transition, Environmental sustainability, Equality & inclusive growth) and thus support investment processes.

Furthermore, the Stewardship team regularly identifies adverse impacts through ongoing research, collaboration with other long-term investors, and dialogue with NGOs and other experts.

As regards the sustainable investments that the financial product intends to make, the following principal adverse sustainability impacts are taken into account:

Corporate mandatory indicators:

1. GreenHouse Gas (GHG) Emissions
2. Carbon footprint
3. GHG intensity of investee companies
4. Exposure to companies active in the fossil fuel sector
5. Share of non-renewable energy consumption and production
6. Energy consumption intensity per high impact climate sector
7. Activities negatively affecting biodiversity sensitive areas
8. Emissions to water
9. Hazardous waste ratio
10. Violations of UN Global Compact principles and Organisation for Economic Cooperation and Development (OECD) Guidelines for Multinational Enterprises
11. Lack of processes and compliance mechanisms to monitor compliance with UN Global Compact principles and OECD Guidelines for Multinational Enterprises
12. Unadjusted gender pay gap
13. Board gender diversity
14. Exposure to controversial weapons (anti-personnel mines, cluster munitions, chemical weapons and biological weapons)

Corporate voluntary indicators:

Environment

4. Investments in companies without carbon emission reduction initiatives

Social

4. Lack of a supplier code of conduct
9. Lack of a human rights policy

Sovereign mandatory indicator:

15. GHG intensity

16. Investee countries subject to social violations

More detailed information on the manner in which principal adverse impacts on sustainability factors are considered can be found in the BNP PARIBAS ASSET MANAGEMENT SFDR disclosure statement:

<https://docfinder.bnpparibas-am.com/api/files/874ADAE2-3EE7-4AD4-B0ED-84FC06E090BF>

In addition, information on how the principal adverse impacts on sustainability factors have been considered over the year will be available in the annual report of the financial product.

How are the sustainable investments aligned with the OECD Guidelines for Multinational Enterprises and the UN Guiding Principles on Business and Human Rights?

The investment universe of the financial product is periodically screened with a view to identify issuers that are potentially in violation or at risk of violation of the UN Global Compact Principles, OECD Guidelines for Multinational Enterprises and UN Guiding Principles on Business & Human Rights, including the principles and rights set out in the eight fundamental conventions identified in the Declaration of the International Labour Organisation on Fundamental Principles and Rights at Work and the International Bill of Human Rights. This assessment is conducted within the BNPP AM Sustainability Centre on the basis of internal analysis and information provided by external experts, and in consultation with BNP Paribas Group CSR Team. If an issuer is found to be in serious and repeated violations of any of the principles, it will be placed on an 'exclusion list' and will not be available for investment. Existing investments should be divested from the portfolio according to an internal procedure. If an issuer is at risk of violating any of the principles, it is placed on a 'watch list' monitored, as appropriate.

The EU Taxonomy sets out a 'do not significant harm' principle by which Taxonomy-aligned investments should not significantly harm EU Taxonomy objectives and is accompanied by specific EU criteria.

The 'do no significant harm' principle applies only to those investments underlying the financial product that take into account the EU criteria for environmentally sustainable economic activities. The investments underlying the remaining portion of this financial product do not take into account the EU criteria for environmentally sustainable economic activities.

Any other sustainable investments must also not significantly harm any environmental or social objectives.



Does this financial product consider principal adverse impacts on sustainability factors?

Yes

The product considers principal adverse impacts on sustainability factors by systematically implementing the sustainable investment pillars defined in the GSS into its investment process. These pillars are covered by firm-wide policies that set criteria to identify, consider and prioritise as well as address or mitigate adverse sustainability impacts caused by issuers.

The RBC policy establishes a common framework across investments and economic activities that help identify industries and behaviours presenting a high risk of adverse impacts in violation of international norms. As part of the RBC Policy, sector policies provide a tailored approach to identify and prioritize principal adverse impacts based on the nature of the economic activity, and in many cases, the geography in which these economic activities take place.

The ESG Integration Guidelines includes a series of commitments, which are material to consideration of principal adverse sustainability impacts, and guides the internal ESG integration process. The proprietary ESG scoring framework includes an assessment of a number of adverse sustainability impacts caused by companies in which we invest. Outcome of this assessment may impact the valuation models as well as the portfolio construction depending on the severity and materiality of adverse impacts identified.

Thus, the Investment Manager considers principal adverse sustainability impacts throughout the investment process through the use of the internal ESG scores and construction of the portfolio with an improved ESG profile compared to its investment universe.

The Forward-looking perspective defines a set of objectives and developed performance indicators to measure how the researches, portfolios and commitments are aligned on three issues, the '3Es' (Energy transition, Environmental sustainability, Equality & inclusive growth) and thus support investment processes.

Furthermore, the Stewardship team regularly identifies adverse impacts through ongoing research, collaboration with other long-term investors, and dialogue with NGOs and other experts.

Actions to address or mitigate principal adverse sustainability impacts depend on the severity and materiality of these impacts. These actions are guided by the RBC Policy, ESG Integration Guidelines, and Engagement and Voting Policy which include the following provisions :

- Exclusion of issuers that are in violation of international norms and conventions and issuers that are involved in activities presenting an unacceptable risk to society and/or the environment
- Engagement with issuers with the aim of encouraging them to improve their environmental, social and governance practices and, thus, mitigate potential adverse impacts
- In case of equity holdings, voting at Annual General Meetings of companies the portfolio is invested in to promote good governance and advance environmental and social issues
- Ensuring all securities included in the portfolio have supportive ESG research
- Managing portfolios so that their aggregate ESG score is better than the relevant benchmark or universe

Based on the above approach, and depending on the composition of the financial product's portfolio (i.e. the type of issuer), the financial product considers and addresses or mitigates the following principal adverse sustainability impacts:

Corporate mandatory indicators:

1. GreenHouse Gas (GHG) Emissions
2. Carbon footprint
3. GHG intensity of investee companies
4. Exposure to companies active in the fossil fuel sector
5. Share of non-renewable energy consumption and production
6. Energy consumption intensity per high impact climate sector



7. Activities negatively affecting biodiversity sensitive areas
8. Emissions to water
9. Hazardous waste ratio
10. Violations of UN Global Compact principles and Organisation for Economic Cooperation and Development (OECD) Guidelines for Multinational Enterprises
11. Lack of processes and compliance mechanisms to monitor compliance with UN Global Compact principles and OECD Guidelines for Multinational Enterprises
12. Unadjusted gender pay gap
13. Board gender diversity
14. Exposure to controversial weapons (anti-personnel mines, cluster munitions, chemical weapons and biological weapons)

Corporate voluntary indicators:

Environment

4. Investments in companies without carbon emission reduction initiatives

Social

4. Lack of a supplier code of conduct
9. Lack of a human rights policy

Sovereign mandatory indicator:

15. GHG intensity
16. Investee countries subject to social violations

More detailed information on the manner in which principal adverse impacts on sustainability factors are considered can be found in the BNP PARIBAS ASSET MANAGEMENT SFDR disclosure statement: <https://docfinder.bnpparibas-am.com/api/files/874ADAE2-3EE7-4AD4-BOED-84FC06E090BF>
In addition, information on how the principal adverse impacts on sustainability factors have been considered over the year will be available in the annual report of the financial product.

No



What investment strategy does this financial product follow?

The investment strategy guides investment decisions based on factors such as investment objectives and risk tolerance.

To achieve the investment objective of the financial product, the investment manager takes into account at each step of its investment process the Environmental, Social and Governance (ESG) criteria that the financial product promotes.

The investment universe of the financial product is thoroughly screened with a view to identify issuers that are in violation of the UN Global Compact Principles, OECD Guidelines for Multinational Enterprises and UN Guiding Principles on Business & Human Rights. Issuers failing to meet their fundamental obligations in the areas of human and labour rights, environment and corruption are excluded from the investment universe. The in-house sector policies relating to companies operating in sensitive areas (controversial weapons, asbestos, mining, palm oil, etc.) are implemented in order to identify and exclude companies with the worst practices.

Then the Investment Manager integrates ESG ratings and criteria into the assessment of issuers. ESG ratings are built by BNP Paribas Asset Management's Sustainability Centre using a proprietary ESG methodology.

The investment manager constantly integrates the binding elements of the investment strategy described in the question below to construct an investment portfolio with a significantly improved ESG profile compared to its investment universe.

In addition, the Investment Manager relies on the internal sustainable investment methodology, as defined in the answer to the question What are the objectives of the sustainable investments that the financial product partially intends to make and how does the sustainable investments contribute to such objectives, to determine issuers that contribute to environmental and/or social objectives.

An extra-financial strategy may comprise methodological limitations such as the ESG Investment Risk as defined by the investment manager.

The elements of the investment strategy to attain the environmental or social characteristics promoted by this financial product as described below are systematically integrated throughout the investment process.



● **What are the binding elements of the investment strategy used to select the investments to attain each of the environmental or social characteristics promoted by this financial product?**

- The financial product shall comply with the RBC Policy by excluding companies involved in controversies due to poor practices related to human and labor rights, environment, and corruption, as well as companies operating in sensitive sectors (tobacco, coal, controversial weapons, asbestos,...), as these companies are deemed to be in violation of international norms, or to cause unacceptable harm to society and/or the environment.

More information on the RBC Policy, and in particular criteria relating to sectoral exclusions, can be found on the website of the investment manager: Sustainability documents - BNPP AM Corporate English (<https://www.bnpparibas-am.com/sustainability-documents/>)

- The financial product shall have at least 90% of its assets (excluding ancillary liquid assets) covered by the ESG analysis based on the proprietary ESG methodology

- The financial product shall have the weighted average ESG score of its portfolio higher than the average weighted ESG score of its investment universe after eliminating at least 20% of securities with the lowest ESG Score, as defined in the Prospectus

- The financial product shall invest at least 40% of its assets in 'sustainable investments' as defined in Article 2 (17) of the SFDR regulation. Criteria to qualify an investment as 'sustainable investment' are indicated in the above question 'What are the objectives of the sustainable investments that the financial product partially intends to make and does the sustainable investments contribute to such objectives' and the quantitative and qualitative thresholds are mentioned in the main part of the Prospectus

● **What is the committed minimum rate to reduce the scope of the investments considered prior to the application of that investment strategy?**

The financial product does not commit to a reduction of the scope of investments prior to the application of its investment strategy.

● **What is the policy to assess good governance practices of the investee companies?**

The ESG scoring framework assesses corporate governance through a core set of standard key performance indicators for all sectors supplemented by sector specific metrics. The governance metrics and indicators to assess good governance practices such as sound management structures, employee relations, remuneration of staff and tax compliance include but are not limited to:

- Separation of power (e.g. Split CEO/Chair)
- Board diversity
- Executive pay (remuneration policy)
- Board Independence, and key committees independence
- Accountability of directors
- Financial expertise of the Audit Committee
- Respect of shareholders rights and absence of antitakeover devices
- The presence of appropriate policies (i.e. Bribery and corruption, whistleblower)
- Tax disclosure
- An assessment of prior negative incidents relating to governance

The ESG analysis goes beyond the framework to look at a more qualitative assessment of how the insights from our ESG model are reflected in the culture and operations of investee companies. In some cases, the ESG analysts will conduct due diligence meetings to better understand the company's approach to corporate governance.

Good governance practices include sound management structures, employee relations, remuneration of staff and tax compliance.



What is the asset allocation planned for this financial product?

At least 80% of the investments of the financial product will be used to meet the environmental or social characteristics promoted, in accordance with the binding elements of the investment strategy of the financial product.

For the avoidance of doubt, such a proportion is solely a minimum and the exact percentage of the investments of the financial product that attained the promoted environmental or social characteristics will be available in the

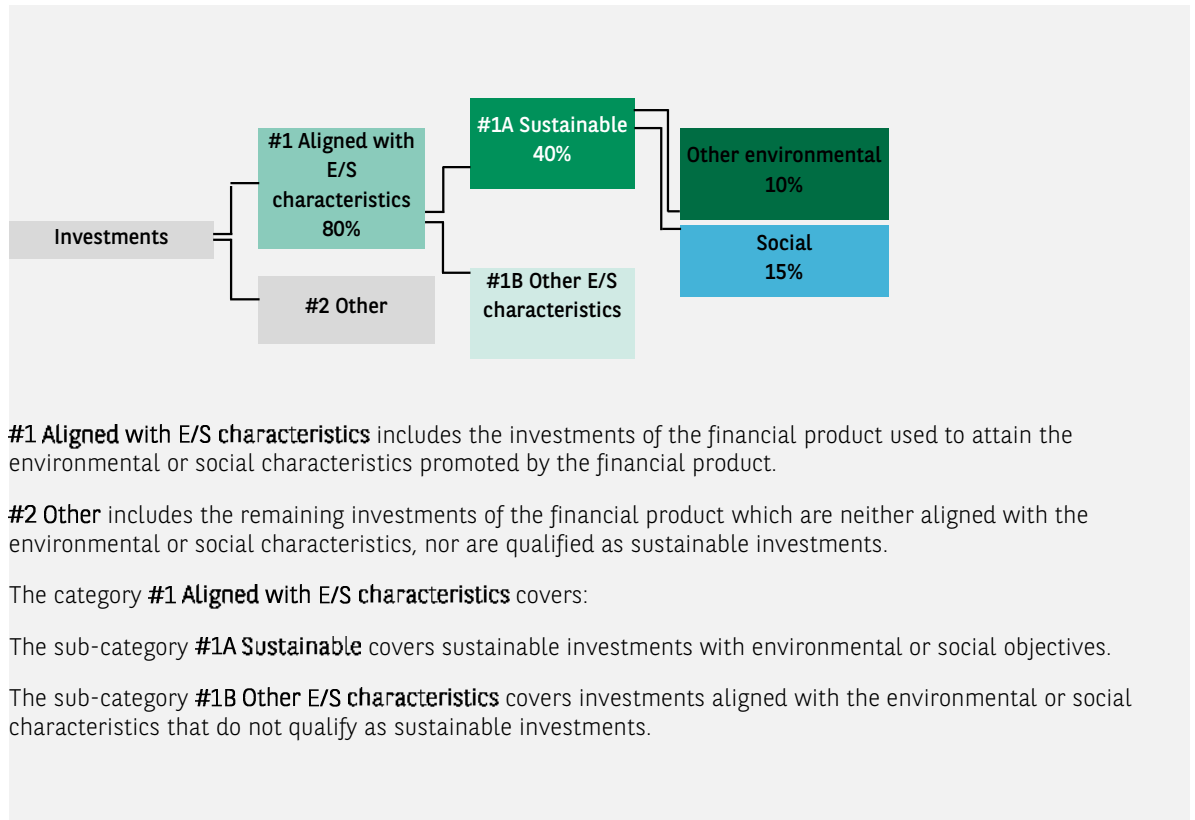
annual report.

The minimum proportion of sustainable investments of the financial product is 40%.

The remaining proportion of the investments is mainly used as described under the question: "What investments are included under "#2 Other", what is their purpose and are there any minimum environmental or social safeguards?"

Asset allocation describes the share of investments in specific assets.

Taxonomy-aligned activities are expressed as a share of:
- **turnover** reflecting the share of revenue from green activities of investee companies.
- **capital expenditure** (CapEx) showing the green investments made by investee companies, e.g. for a transition to a green economy.
- **operational expenditure** (OpEx) reflecting green operational activities of investee companies.



#1 Aligned with E/S characteristics includes the investments of the financial product used to attain the environmental or social characteristics promoted by the financial product.

#2 Other includes the remaining investments of the financial product which are neither aligned with the environmental or social characteristics, nor are qualified as sustainable investments.


The category **#1 Aligned with E/S characteristics** covers:

The sub-category **#1A Sustainable** covers sustainable investments with environmental or social objectives.

The sub-category **#1B Other E/S characteristics** covers investments aligned with the environmental or social characteristics that do not qualify as sustainable investments.

● **How does the use of derivatives attain the environmental or social characteristics promoted by the financial product?**

Financial derivative instruments may be used for efficient portfolio management, hedging and/or investment purposes, if applicable. These instruments are not used to attain the environmental or social characteristics promoted by the product.

 **To what minimum extent are sustainable investments with an environmental objective aligned with the EU Taxonomy?**

Not applicable

● **Does the financial product invest in fossil gas and/or nuclear energy related activities that comply with the EU Taxonomy¹?**

Yes

In fossil gas In Nuclear Energy

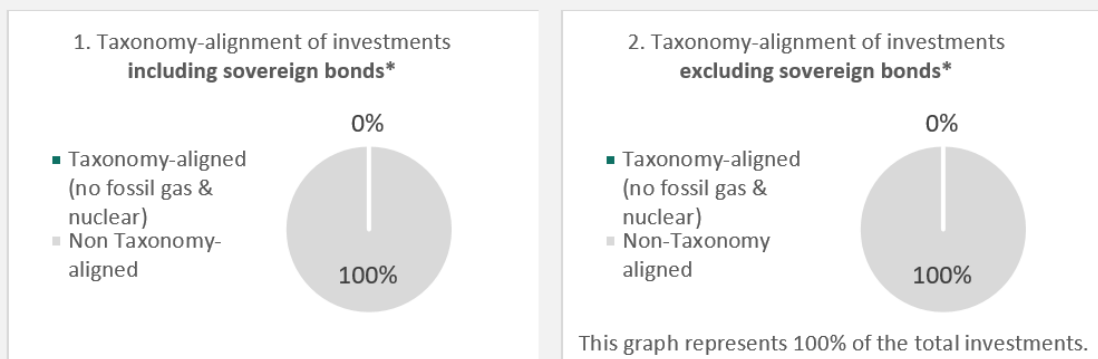
No

¹ -Fossil gas and/or nuclear related activities will only comply with the EU Taxonomy where they contribute to limiting climate change ("climate change mitigation") and do not significantly harm any EU Taxonomy objective - see explanatory note in the left hand margin. The full criteria for fossil gas and nuclear energy economic activities that comply with the EU Taxonomy are laid down in Commission Delegated Regulation (EU) 2022/1214.

To comply with the EU Taxonomy, the criteria for **fossil gas** include limitations on emissions and switching to renewable power or low-carbon fuels by the end of 2035. For **nuclear energy**, the criteria include comprehensive safety and waste management rules

Enabling activities directly enable other activities to make a substantial contribution to an environmental objective. **Transitional activities** are activities for which low-carbon alternatives are not yet available and among others have greenhouse gas emission levels corresponding to the best performance.

The two graphs below show in green the minimum percentage of investments that are aligned with the EU Taxonomy. As there is no appropriate methodology to determine the Taxonomy-alignment of sovereign bonds*, the first graph shows the Taxonomy-alignment in relation to all the investments of the financial product including sovereign bonds, while the second graph shows the Taxonomy-alignment only in relation to the investments of the financial product other than sovereign bonds.



* For the purpose of these graphs, 'sovereign bonds' consist of all sovereign exposures

● **What is the minimum share of investments in transitional and enabling activities?**

Not applicable

are sustainable investments with an environmental objective that **do not take into account the criteria** for environmentally sustainable economic activities under the EU Taxonomy.

● **What is the minimum share of sustainable investments with an environmental objective that are not aligned with the EU Taxonomy?**

The minimum share of sustainable investments with an environmental objective that are not aligned with the EU Taxonomy is 10%.

The minimum share is intentionally low as the objective of the investment manager is not to prevent the product from investing in taxonomy-aligned activities within the framework of the investment strategy of the product.

The Management Company is improving its Taxonomy-alignment data collection to ensure the accuracy and suitability of its Taxonomy sustainability-related disclosures. In the meantime, the financial product will invest in sustainable investments with an environmental objective that are not aligned with the EU Taxonomy.

● **What is the minimum share of socially sustainable investments?**

The minimum share of socially sustainable investments within the financial product is 15%.

● **What investments are included under '#2 Other', what is their purpose and are there any minimum environmental or social safeguards?**

The remaining proportion of the investments may include :

- The proportion of assets that are not used to meet the environmental or social characteristics promoted by the financial product. These assets are used for investment purposes, or
- Instruments which are mainly used for liquidity, efficient portfolio management, and/or hedging purposes, notably cash, deposits and derivatives

In any case, the investment manager will ensure that those investments are made while maintaining the

improvement of the ESG profile of the financial product. In addition, those investments are made in compliance with our internal processes, including the following minimum environmental or social safeguards:

- The risk management policy. The risk management policy comprises procedures as are necessary to enable the management company to assess for each financial product it manages the exposure of that product to market, liquidity, sustainability and counterparty risks. And

- The RBC policy, where applicable, through the exclusion of companies involved in controversies due to poor practices related to human and labour rights, environment, and corruption, as well as companies operating in sensitive sectors (tobacco, coal, controversial weapons, asbestos,...), as these companies are deemed to be in violation of international norms, or to cause unacceptable harm to society and/or the environment



Is a specific index designated as a reference benchmark to determine whether this financial product is aligned with the environmental and/or social characteristics that it promotes?

Reference benchmarks are indexes to measure whether the financial product attains the environmental or social characteristics that they promote.

No reference benchmark has been designated for the purpose of attaining the environmental or social characteristics promoted by the financial product.

- **How is the reference benchmark continuously aligned with each of the environmental or social characteristics promoted by the financial product?**

Not applicable

- **How is the alignment of the investment strategy with the methodology of the index ensured on a continuous basis?**

Not applicable

- **How does the designated index differ from a relevant broad market index?**

Not applicable

- **Where can the methodology used for the calculation of the designated index be found?**

Not applicable



Where can I find more product specific information online?

More product-specific information can be found on the website: <https://www.bnpparibas-am.com/> after choosing the relevant country and directly in the section 'Sustainability-related disclosures' dedicated to the product.

Template pre-contractual disclosure for the financial products referred to in Article 8, paragraphs 1, 2 and 2a, of Regulation (EU) 2019/2088 and Article 6, first paragraph, of Regulation (EU) 2020/852

Sustainable investment means an investment in an economic activity that contributes to an environmental or social objective, provided that the investment does not significantly harm any environmental or social objective and that the investee companies follow good governance practices.

The **EU Taxonomy** is a classification system laid down in Regulation (EU) 2020/852, establishing a list of **environmentally sustainable economic activities**. That Regulation does not lay down a list of socially sustainable economic activities. Sustainable investments with an environmental objective might be aligned with the Taxonomy or not.

Product name : **BNP PARIBAS FUNDS SUSTAINABLE EUROPE MULTI-FACTOR EQUITY**

Legal Entity Identifier : 213800PBFQ6E8XMYZ44

Environmental and/or social characteristics

Does this financial product have a sustainable investment objective?	
<input checked="" type="radio"/> <input type="radio"/> Yes	<input checked="" type="radio"/> <input type="radio"/> No
<input type="checkbox"/> It will make a minimum of sustainable investments with an environmental objective: ____% <input type="checkbox"/> in economic activities that qualify as environmentally sustainable under the EU Taxonomy <input type="checkbox"/> in economic activities that do not qualify as environmentally sustainable under the EU Taxonomy <input type="checkbox"/> It will make a minimum of sustainable investments with a social objective: ____%	<input checked="" type="checkbox"/> It promotes Environmental/Social (E/S) characteristics and while it does not have as its objective a sustainable investment, it will have a minimum proportion of 50% of sustainable investments <input checked="" type="checkbox"/> with an environmental objective in economic activities that qualify as environmentally sustainable under the EU Taxonomy <input checked="" type="checkbox"/> with an environmental objective in economic activities that do not qualify as environmentally sustainable under the EU Taxonomy <input checked="" type="checkbox"/> with a social objective <input type="checkbox"/> It promotes E/S characteristics, but will not make any sustainable investments



What environmental and/or social characteristics are promoted by this financial product?

The financial product promotes environmental and social characteristics by assessing underlying investments against Environmental, Social and Governance (ESG) criteria using an internal ESG proprietary methodology, and by investing in issuers that demonstrate superior or improving environmental and social practices, while implementing robust corporate governance practices within their sector of activity.

The financial product aims to improve its ESG profile and reduce its environmental footprint, as measured by greenhouse gas emissions, compared to its investment universe.

The ESG performance of an issuer is evaluated against a combination of environmental, social and governance factors which include but not limited to:

- Environmental: energy efficiency, reduction of emissions of greenhouse gases (GHG), treatment of waste
- Social: respect of human rights and workers' rights, human resources management (workers' health and safety, diversity)
- Governance: Board of Directors independence, managers' remuneration, respect of minority shareholders rights

The exclusion criteria are applied with regard to issuers that are in violation of international norms and convention, or operate in sensitive sectors as defined by the Responsible Business Conduct Policy (RBC Policy).

Furthermore, the investment manager promotes better environmental and social outcomes through engagement with issuers and the exercise of voting rights according to the Stewardship policy, where applicable.

No reference benchmark has been designated for the purpose of attaining the environmental or social characteristics promoted by the financial product.

Sustainability indicators measure how the environmental or social characteristics promoted by the financial product are attained.

● **What sustainability indicators are used to measure the attainment of each of the environmental or social characteristics promoted by this financial product?**

The following sustainability indicators are used to measure the attainment of the environmental and social characteristics promoted by the financial product:

- The percentage of the portfolio compliant with the RBC Policy
- The percentage of the portfolio covered by the ESG analysis based on the ESG internal proprietary methodology
- The weighted average ESG score of the portfolio compared to the weighted average ESG score of its investment universe, as defined in the Prospectus
- The average carbon footprint of the portfolio compared to the average carbon footprint of its investment universe
- The percentage of the financial product's portfolio invested in 'sustainable investments' as defined in Article 2 (17) of the SFDR regulation
- The percentage of the financial product's portfolio invested in investments aligned with the EU Taxonomy

● **What are the objectives of the sustainable investments that the financial product partially intends to make and how does the sustainable investment contribute to such objectives?**

The objectives of the sustainable investments made by the financial product are to finance companies that contribute to environmental and/or social objectives through their products and services, as well as their sustainable practices.

The internal methodology, as defined in the main part of the Prospectus, integrates several criteria into its definition of sustainable investments that are considered to be core components to qualify a company as sustainable. These criteria are complementary to each other. In practice, a company must meet at least one of the criteria described below in order to be considered as contributing to an environmental or social objective:

1. A company with an economic activity aligned with the EU Taxonomy objectives. A company can be qualified as sustainable investment in case it has more than 20% of its revenues aligned with the EU Taxonomy. A company qualifying as sustainable investment through this criteria can for example contribute to the following environmental objectives: sustainable forestry, environmental restoration, sustainable manufacturing, renewable energy, water supply, sewerage, waste management and remediation, sustainable transportation, sustainable buildings, sustainable information and technology, scientific research for sustainable development;
2. A company with an economic activity contributing to one or more United Nations Sustainable Development goals (UN SDG) targets. A company can be qualified as sustainable investment in case it has

more than 20% of its revenues aligned with the SDGs and less than 20% of its revenues misaligned with the UN SDGs. A company qualifying as sustainable investment through this criteria can for example contribute to the following objectives:

a. Environmental: sustainable agriculture, sustainable management of water and sanitation, sustainable and modern energy, sustainable economic growth, sustainable infrastructure, sustainable cities, sustainable consumption and production patterns, fight against climate change, conservation and sustainable use of oceans, seas and marine resources, protection, restoration and sustainable use of terrestrial ecosystems, sustainable management of forests, fight against desertification, land degradation and biodiversity loss;

b. Social: no poverty, zero hunger, food security, healthy lives and well-being at all ages, inclusive and equitable quality education and lifelong learning opportunities, gender equality, women and girls empowerment, availability of water and sanitation, access to affordable, reliable and modern energy, inclusive and sustainable economic growth, full and productive employment and decent work, resilient infrastructure, inclusive and sustainable industrialization, reduced inequality, inclusive, safe and resilient cities and human settlements, peaceful and inclusive societies, access to justice and effective, accountable and inclusive institutions, global partnership for sustainable development.

3. A company operating in a high GHG emission sector that is transitioning its business model to align with the objective of maintaining the global temperature rise below 1.5°C. A company qualifying as sustainable investment through this criteria can for example contribute to the following environmental objectives: GHG emissions reduction, fight against climate change;

4. A company with best-in-class environmental or social practices compared to its peers within the relevant sector and geographical region. The E or S best performer assessment is based on the BNPP AM ESG scoring methodology. The methodology scores companies and assesses them against a peer group comprising companies in comparable sectors and geographical regions. A company with a contribution score above 10 on the Environmental or Social pillar qualifies as best performer. A company qualifying as sustainable investment through this criteria can for example contribute to the following objectives:

a. Environmental: fight against climate change, environmental risk management, sustainable management of natural resources, waste management, water management, GHG emissions reduction, renewable energy, sustainable agriculture, green infrastructure;

b. Social: health and safety, human capital management, good external stakeholder management (supply chain, contractors, data), business ethics preparedness, good corporate governance.

Green bonds, social bonds and sustainability bonds issued to support specific environmental and/or social projects are also qualified as sustainable investments provided that these debt securities receive an investment recommendation 'POSITIVE' or 'NEUTRAL' from the Sustainability Center following the issuer and underlying project assessment based on a proprietary Green/Social/Sustainability Bond Assessment methodology.

Companies identified as a sustainable investment should not significantly harm any other environmental or social objectives (the Do No Significant Harm 'DNSH' principle) and should follow good governance practices. BNP Paribas Asset Management (BNPP AM) uses its proprietary methodology to assess all companies against these requirements.

More information on the internal methodology can be found on the website of the investment manager: <https://docfinder.bnpparibas-am.com/api/files/14787511-CB33-49FC-B9B5-7E934948BE63>

The proportion of investments of the financial product made in economic activities and that qualify as sustainable investments under the SFDR may contribute to the environmental objectives as defined under Taxonomy Regulation: climate change mitigation, climate change adaptation, the sustainable use and protection of water and marine resources, the transition to a circular economy, pollution prevention and control, the protection and/or restoration of biodiversity and ecosystems. The extent to which the sustainable investments with an environmental objective are aligned with the EU Taxonomy will be disclosed in the annual report of the financial product.

Principal adverse impacts are the most significant negative impacts of investment decisions on sustainability factors relating to environmental, social and employee matters, respect for human rights, anti-corruption and anti-bribery matters.

● **How do the sustainable investments that the financial product partially intends to make, not cause significant harm to any environmental or social sustainable investment objective?**

Sustainable investments that the product partially intends to make should not significantly harm any environmental or social objective (DNSH Principle). In this respect, the investment manager commits to consider principal adverse impacts on sustainability factors by taking into account indicators for adverse impacts as defined in SFDR, and to not invest in companies that do not meet their fundamental obligations in line with the OECD Guidelines and the UN Guiding Principles on Business and Human Rights.

How have the indicators for adverse impacts on sustainability factors been taken into account?

The investment manager ensures that throughout its investment process, the financial product takes into all the account principal all the adverse impact indicators that are relevant to its investment strategy to select the sustainable investments that the financial product partially intends to make by systematically implementing the sustainable investment pillars defined in the BNP Paribas Asset Management Global Sustainability Strategy (GSS) into its investment process : RBC policy, ESG integration guidelines, Stewardship, the forward-looking vision the '3Es' (Energy transition, Environmental sustainability, Equality & Inclusive Growth).

The RBC policy establishes a common framework across investments and economic activities that help identify industries and behaviours presenting a high risk of adverse impacts in violation of international norms. As part of the RBC Policy, sector policies provide a tailored approach to identify and prioritize principal adverse impacts based on the nature of the economic activity, and in many cases, the geography in which these economic activities take place.

The ESG Integration Guidelines includes a series of commitments, which are material to consideration of principal adverse sustainability impacts, and guides the internal ESG integration process. The proprietary ESG scoring framework includes an assessment of a number of adverse sustainability impacts caused by companies in which we invest. Outcome of this assessment may impact the valuation models as well as the portfolio construction depending on the severity and materiality of adverse impacts identified.

Thus, the Investment Manager considers principal adverse sustainability impacts throughout the investment process through the use of the internal ESG scores and construction of the portfolio with an improved ESG profile compared to its investment universe.

The Forward-looking perspective defines a set of objectives and developed performance indicators to measure how the researches, portfolios and commitments are aligned on three issues, the '3Es' (Energy transition, Environmental sustainability, Equality & inclusive growth) and thus support investment processes.

Furthermore, the Stewardship team regularly identifies adverse impacts through ongoing research, collaboration with other long-term investors, and dialogue with NGOs and other experts.

As regards the sustainable investments that the financial product intends to make, the following principal adverse sustainability impacts are taken into account:

Corporate mandatory indicators:

- 1. GreenHouse Gas (GHG) Emissions
- 2. Carbon footprint
- 3. GHG intensity of investee companies
- 4. Exposure to companies active in the fossil fuel sector
- 5. Share of non-renewable energy consumption and production
- 6. Energy consumption intensity per high impact climate sector
- 7. Activities negatively affecting biodiversity sensitive areas
- 8. Emissions to water
- 9. Hazardous waste ratio

10. Violations of UN Global Compact principles and Organisation for Economic Cooperation and Development (OECD) Guidelines for Multinational Enterprises
11. Lack of processes and compliance mechanisms to monitor compliance with UN Global Compact principles and OECD Guidelines for Multinational Enterprises
12. Unadjusted gender pay gap
13. Board gender diversity
14. Exposure to controversial weapons (anti-personnel mines, cluster munitions, chemical weapons and biological weapons)

Corporate voluntary indicators:

Environment

4. Investments in companies without carbon emission reduction initiatives

Social

4. Lack of a supplier code of conduct
9. Lack of a human rights policy

Sovereign mandatory indicator:

15. GHG intensity
16. Investee countries subject to social violations

More detailed information on the manner in which principal adverse impacts on sustainability factors are considered can be found in the BNP PARIBAS ASSET MANAGEMENT SFDR disclosure statement:

<https://docfinder.bnpparibas-am.com/api/files/874ADAE2-3EE7-4AD4-B0ED-84FC06E090BF>

In addition, information on how the principal adverse impacts on sustainability factors have been considered over the year will be available in the annual report of the financial product.

How are the sustainable investments aligned with the OECD Guidelines for Multinational Enterprises and the UN Guiding Principles on Business and Human Rights?

The investment universe of the financial product is periodically screened with a view to identify issuers that are potentially in violation or at risk of violation of the UN Global Compact Principles, OECD Guidelines for Multinational Enterprises and UN Guiding Principles on Business & Human Rights, including the principles and rights set out in the eight fundamental conventions identified in the Declaration of the International Labour Organisation on Fundamental Principles and Rights at Work and the International Bill of Human Rights. This assessment is conducted within the BNPP AM Sustainability Centre on the basis of internal analysis and information provided by external experts, and in consultation with BNP Paribas Group CSR Team. If an issuer is found to be in serious and repeated violations of any of the principles, it will be placed on an 'exclusion list' and will not be available for investment. Existing investments should be divested from the portfolio according to an internal procedure. If an issuer is at risk of violating any of the principles, it is placed on a 'watch list' monitored, as appropriate.

The EU Taxonomy sets out a 'do not significant harm' principle by which Taxonomy-aligned investments should not significantly harm EU Taxonomy objectives and is accompanied by specific EU criteria.

The 'do no significant harm' principle applies only to those investments underlying the financial product that take into account the EU criteria for environmentally sustainable economic activities. The investments underlying the remaining portion of this financial product do not take into account the EU criteria for environmentally sustainable economic activities.

Any other sustainable investments must also not significantly harm any environmental or social objectives.



Does this financial product consider principal adverse impacts on sustainability factors?

Yes

The product considers principal adverse impacts on sustainability factors by systematically implementing the sustainable investment pillars defined in the GSS into its investment process. These pillars are covered by firm-wide policies that set criteria to identify, consider and prioritise as well as address or mitigate adverse sustainability impacts caused by issuers.

The RBC policy establishes a common framework across investments and economic activities that help identify industries and behaviours presenting a high risk of adverse impacts in violation of international norms. As part of the RBC Policy, sector policies provide a tailored approach to identify and prioritize principal adverse impacts based on the nature of the economic activity, and in many cases, the geography in which these economic activities take place.

The ESG Integration Guidelines includes a series of commitments, which are material to consideration of principal adverse sustainability impacts, and guides the internal ESG integration process. The proprietary ESG scoring framework includes an assessment of a number of adverse sustainability impacts caused by companies in which we invest. Outcome of this assessment may impact the valuation models as well as the portfolio construction depending on the severity and materiality of adverse impacts identified.

Thus, the Investment Manager considers principal adverse sustainability impacts throughout the investment process through the use of the internal ESG scores and construction of the portfolio with an improved ESG profile compared to its investment universe.

The Forward-looking perspective defines a set of objectives and developed performance indicators to measure how the researches, portfolios and commitments are aligned on three issues, the '3Es' (Energy transition, Environmental sustainability, Equality & inclusive growth) and thus support investment processes.

Furthermore, the Stewardship team regularly identifies adverse impacts through ongoing research, collaboration with other long-term investors, and dialogue with NGOs and other experts.

Actions to address or mitigate principal adverse sustainability impacts depend on the severity and materiality of these impacts. These actions are guided by the RBC Policy, ESG Integration Guidelines, and Engagement and Voting Policy which include the following provisions :

- Exclusion of issuers that are in violation of international norms and conventions and issuers that are involved in activities presenting an unacceptable risk to society and/or the environment
- Engagement with issuers with the aim of encouraging them to improve their environmental, social and governance practices and, thus, mitigate potential adverse impacts
- In case of equity holdings, voting at Annual General Meetings of companies the portfolio is invested in to promote good governance and advance environmental and social issues
- Ensuring all securities included in the portfolio have supportive ESG research
- Managing portfolios so that their aggregate ESG score is better than the relevant benchmark or universe

Based on the above approach, and depending on the composition of the financial product's portfolio (i.e. the type of issuer), the financial product considers and addresses or mitigates the following principal adverse sustainability impacts:

Corporate mandatory indicators:

1. GreenHouse Gas (GHG) Emissions
2. Carbon footprint
3. GHG intensity of investee companies
4. Exposure to companies active in the fossil fuel sector
5. Share of non-renewable energy consumption and production
6. Energy consumption intensity per high impact climate sector



7. Activities negatively affecting biodiversity sensitive areas
8. Emissions to water
9. Hazardous waste ratio
10. Violations of UN Global Compact principles and Organisation for Economic Cooperation and Development (OECD) Guidelines for Multinational Enterprises
11. Lack of processes and compliance mechanisms to monitor compliance with UN Global Compact principles and OECD Guidelines for Multinational Enterprises
12. Unadjusted gender pay gap
13. Board gender diversity
14. Exposure to controversial weapons (anti-personnel mines, cluster munitions, chemical weapons and biological weapons)

Corporate voluntary indicators:

Environment

4. Investments in companies without carbon emission reduction initiatives

Social

4. Lack of a supplier code of conduct
9. Lack of a human rights policy

Sovereign mandatory indicator:

15. GHG intensity
16. Investee countries subject to social violations

More detailed information on the manner in which principal adverse impacts on sustainability factors are considered can be found in the BNP PARIBAS ASSET MANAGEMENT SFDR disclosure statement: <https://docfinder.bnpparibas-am.com/api/files/874ADAE2-3EE7-4AD4-BOED-84FC06E090BF>
In addition, information on how the principal adverse impacts on sustainability factors have been considered over the year will be available in the annual report of the financial product.

No



What investment strategy does this financial product follow?

The investment strategy guides investment decisions based on factors such as investment objectives and risk tolerance.

To achieve the investment objective of the financial product, the investment manager takes into account at each step of its investment process the Environmental, Social and Governance (ESG) criteria that the financial product promotes.

The investment universe of the financial product is thoroughly screened with a view to identify issuers that are in violation of the UN Global Compact Principles, OECD Guidelines for Multinational Enterprises and UN Guiding Principles on Business & Human Rights. Issuers failing to meet their fundamental obligations in the areas of human and labour rights, environment and corruption are excluded from the investment universe. The in-house sector policies relating to companies operating in sensitive areas (controversial weapons, asbestos, mining, palm oil, etc.) are implemented in order to identify and exclude companies with the worst practices.

Then the Investment Manager integrates ESG ratings and criteria into the assessment of issuers. ESG ratings are built by BNP Paribas Asset Management's Sustainability Centre using a proprietary ESG methodology.

The investment manager constantly integrates the binding elements of the investment strategy described in the question below to construct an investment portfolio with a significantly improved ESG profile compared to its investment universe.

In addition, the Investment Manager relies on the internal sustainable investment methodology, as defined in the answer to the question What are the objectives of the sustainable investments that the financial product partially intends to make and how does the sustainable investments contribute to such objectives, to determine issuers that contribute to environmental and/or social objectives.

An extra-financial strategy may comprise methodological limitations such as the ESG Investment Risk as defined by the investment manager.

The elements of the investment strategy to attain the environmental or social characteristics promoted by this financial product as described below are systematically integrated throughout the investment process.

● **What are the binding elements of the investment strategy used to select the investments to attain each of the environmental or social characteristics promoted by this financial product?**

- The financial product shall comply with the RBC Policy by excluding companies involved in controversies due to poor practices related to human and labor rights, environment, and corruption, as well as companies operating in sensitive sectors (tobacco, coal, controversial weapons, asbestos,...), as these companies are deemed to be in violation of international norms, or to cause unacceptable harm to society and/or the environment

More information on the RBC Policy, and in particular criteria relating to sectoral exclusions, can be found on the website of the investment manager: Sustainability documents - BNPP AM Corporate English (<https://www.bnpparibas-am.com/sustainability-documents/>)

- The financial product shall have at least 90% of its assets (excluding ancillary liquid assets) covered by the ESG analysis based on the ESG internal proprietary methodology

- The financial product shall have the weighted average carbon footprint of its portfolio at least 50% lower than the weighted average carbon footprint of its investment universe

- The financial product shall invest at least 50% of its assets in 'sustainable investments' as defined in Article 2 (17) of the SFDR regulation. Criteria to qualify an investment as 'sustainable investment' are indicated in the above question 'What are the objectives of the sustainable investments that the financial product partially intends to make and does the sustainable investments contribute to such objectives' and the quantitative and qualitative thresholds are mentioned in the main part of the Prospectus

- The financial product shall invest at least 2% of its assets in investments aligned with the EU Taxonomy as disclosed below

● **What is the committed minimum rate to reduce the scope of the investments considered prior to the application of that investment strategy?**

The financial product does not commit to a reduction of the scope of investments prior to the application of its investment strategy.

● **What is the policy to assess good governance practices of the investee companies?**

The ESG scoring framework assesses corporate governance through a core set of standard key performance indicators for all sectors supplemented by sector specific metrics. The governance metrics and indicators to assess good governance practices such as sound management structures, employee relations, remuneration of staff and tax compliance include but are not limited to:

- Separation of power (e.g. Split CEO/Chair)
- Board diversity
- Executive pay (remuneration policy)
- Board Independence, and key committees independence
- Accountability of directors
- Financial expertise of the Audit Committee
- Respect of shareholders rights and absence of antitakeover devices
- The presence of appropriate policies (i.e. Bribery and corruption, whistleblower)
- Tax disclosure
- An assessment of prior negative incidents relating to governance

The ESG analysis goes beyond the framework to look at a more qualitative assessment of how the insights from our ESG model are reflected in the culture and operations of investee companies. In some cases, the ESG analysts will conduct due diligence meetings to better understand the company's approach to corporate governance.

Good governance practices include sound management structures, employee relations, remuneration of staff and tax compliance.



What is the asset allocation planned for this financial product?

At least 80% of the investments of the financial product will be used to meet the environmental or social characteristics promoted, in accordance with the binding elements of the investment strategy of the financial

product.

For the avoidance of doubt, such a proportion is solely a minimum and the exact percentage of the investments of the financial product that attained the promoted environmental or social characteristics will be available in the annual report.

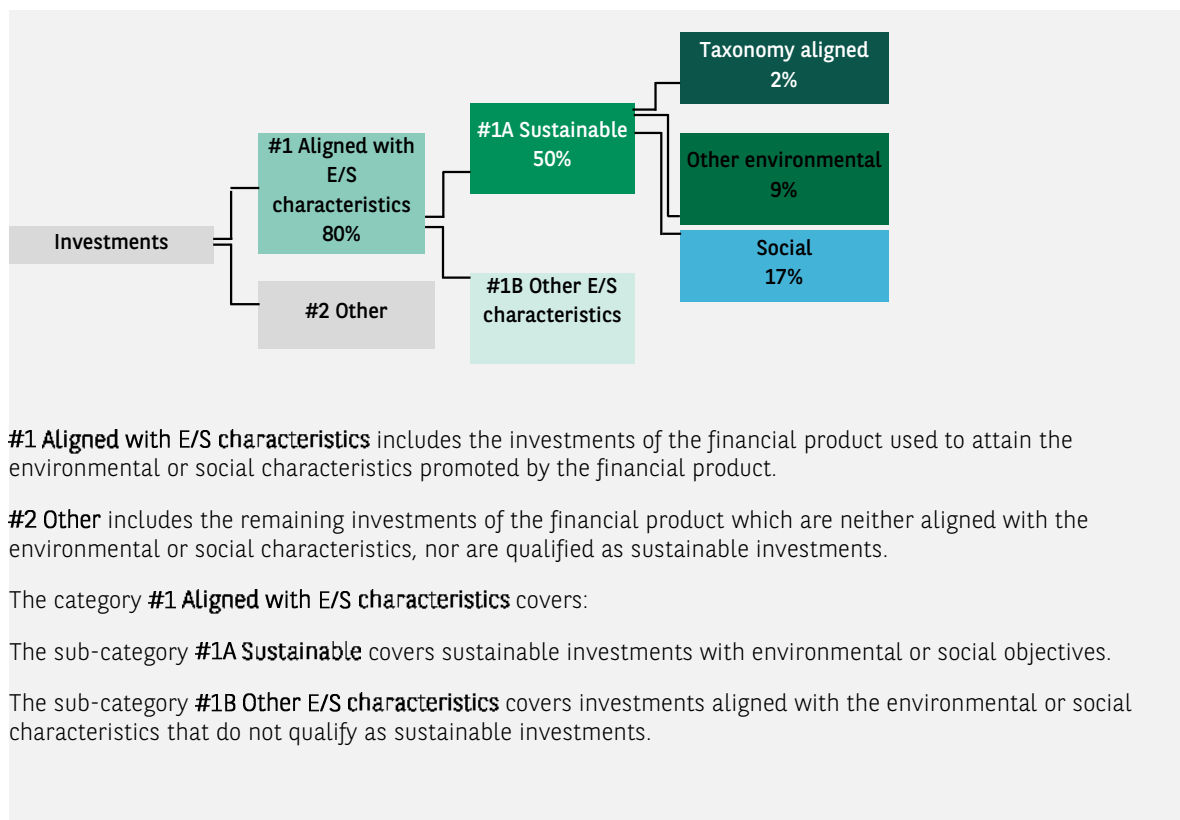
The minimum proportion of sustainable investments of the financial product is 50%.

The remaining proportion of the investments is mainly used as described under the question: "What investments are included under "#2 Other", what is their purpose and are there any minimum environmental or social safeguards?"

Asset allocation describes the share of investments in specific assets.

Taxonomy-aligned activities are expressed as a share of:

- **turnover** reflecting the share of revenue from green activities of investee companies.
- **capital expenditure** (CapEx) showing the green investments made by investee companies, e.g. for a transition to a green economy.
- **operational expenditure** (OpEx) reflecting green operational activities of investee companies.



#1 Aligned with E/S characteristics includes the investments of the financial product used to attain the environmental or social characteristics promoted by the financial product.

#2 Other includes the remaining investments of the financial product which are neither aligned with the environmental or social characteristics, nor are qualified as sustainable investments.

The category **#1 Aligned with E/S characteristics** covers:

The sub-category **#1A Sustainable** covers sustainable investments with environmental or social objectives.

The sub-category **#1B Other E/S characteristics** covers investments aligned with the environmental or social characteristics that do not qualify as sustainable investments.

● **How does the use of derivatives attain the environmental or social characteristics promoted by the financial product?**

Financial derivative instruments may be used for efficient portfolio management, hedging and/or investment purposes, if applicable. These instruments are not used to attain the environmental or social characteristics promoted by the product.



To what minimum extent are sustainable investments with an environmental objective aligned with the EU Taxonomy?

The extent to which sustainable investments with an environmental objective are aligned with the EU Taxonomy and that contribute to the environmental objectives climate change mitigation, climate change adaptation, the sustainable use and protection of water and marine resources, the transition to a circular economy, pollution prevention and control and/or the protection and restoration of biodiversity and ecosystems are disclosed in the two graphs below.

The Management Company is currently improving its Taxonomy-alignment data collection to ensure the accuracy and suitability of its Taxonomy sustainability-related disclosures. Further subsequent prospectus and Taxonomy-alignment commitments updates will be made accordingly.

Economic activities that are not recognised by the Taxonomy Regulation are not necessarily environmentally harmful or unsustainable. In addition, all activities that can make a substantial contribution to environmental as

To comply with the EU Taxonomy, the criteria for **fossil gas** include limitations on emissions and switching to renewable power or low-carbon fuels by the end of 2035. For **nuclear energy**, the criteria include comprehensive safety and waste management rules.

well as social objectives are not yet part of the Taxonomy Regulation.

● **Does the financial product invest in fossil gas and/or nuclear energy related activities that comply with the EU Taxonomy¹?**

Yes

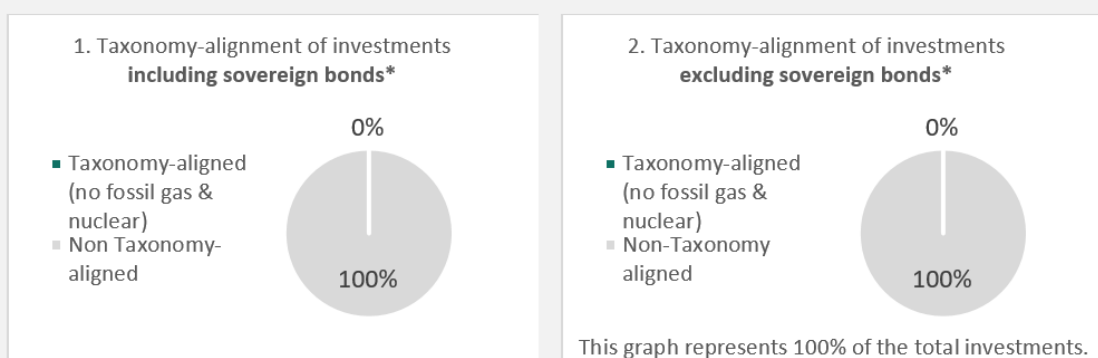
In fossil gas In Nuclear Energy

No

1 - Fossil gas and/or nuclear related activities will only comply with the EU Taxonomy where they contribute to limiting climate change ("climate change mitigation") and do not significantly harm any EU Taxonomy objective - see explanatory note in the left hand margin. The full criteria for fossil gas and nuclear energy economic activities that comply with the EU Taxonomy are laid down in Commission Delegated Regulation (EU) 2022/1214.

Enabling activities directly enable other activities to make a substantial contribution to an environmental objective. **Transitional activities** are activities for which low-carbon alternatives are not yet available and among others have greenhouse gas emission levels corresponding to the best performance.

The two graphs below show in green the minimum percentage of investments that are aligned with the EU Taxonomy. As there is no appropriate methodology to determine the Taxonomy-alignment of sovereign bonds*, the first graph shows the Taxonomy-alignment in relation to all the investments of the financial product including sovereign bonds, while the second graph shows the Taxonomy-alignment only in relation to the investments of the financial product other than sovereign bonds.



* For the purpose of these graphs, 'sovereign bonds' consist of all sovereign exposures

● **What is the minimum share of investments in transitional and enabling activities?**

Not applicable

are sustainable investments with an environmental objective that **do not take into account the criteria** for environmentally sustainable economic activities under the EU Taxonomy.



What is the minimum share of sustainable investments with an environmental objective that are not aligned with the EU Taxonomy?

The minimum share of sustainable investments with an environmental objective that are not aligned with the EU Taxonomy is 9%.

The minimum share is intentionally low as the objective of the investment manager is not to prevent the product from investing in taxonomy-aligned activities within the framework of the investment strategy of the product.

The Management Company is improving its Taxonomy-alignment data collection to ensure the accuracy and suitability of its Taxonomy sustainability-related disclosures. In the meantime, the financial product will invest in sustainable investments with an environmental objective that are not aligned with the EU Taxonomy.



What is the minimum share of socially sustainable investments?

The minimum share of socially sustainable investments within the financial product is 17%.



What investments are included under '#2 Other', what is their purpose and are there any minimum environmental or social safeguards?

The remaining proportion of the investments may include :

- The proportion of assets that are not used to meet the environmental or social characteristics promoted by the financial product. These assets are used for investment purposes, or
- Instruments which are mainly used for liquidity, efficient portfolio management, and/or hedging purposes, notably cash, deposits and derivatives

In any case, the investment manager will ensure that those investments are made while maintaining the improvement of the ESG profile of the financial product. In addition, those investments are made in compliance with our internal processes, including the following minimum environmental or social safeguards:

- The risk management policy. The risk management policy comprises procedures as are necessary to enable the management company to assess for each financial product it manages the exposure of that product to market, liquidity, sustainability and counterparty risks. And
- The RBC policy, where applicable, through the exclusion of companies involved in controversies due to poor practices related to human and labour rights, environment, and corruption, as well as companies operating in sensitive sectors (tobacco, coal, controversial weapons, asbestos,...), as these companies are deemed to be in violation of international norms, or to cause unacceptable harm to society and/or the environment



Is a specific index designated as a reference benchmark to determine whether this financial product is aligned with the environmental and/or social characteristics that it promotes?

No reference benchmark has been designated for the purpose of attaining the environmental or social characteristics promoted by the financial product.

- **How is the reference benchmark continuously aligned with each of the environmental or social characteristics promoted by the financial product?**

Not applicable

- **How is the alignment of the investment strategy with the methodology of the index ensured on a continuous basis?**

Not applicable

Reference benchmarks are indexes to measure whether the financial product attains the environmental or social characteristics that they promote.



- **How does the designated index differ from a relevant broad market index?**

Not applicable

- **Where can the methodology used for the calculation of the designated index be found?**

Not applicable



Where can I find more product specific information online?

More product-specific information can be found on the website: <https://www.bnpparibas-am.com/> after choosing the relevant country and directly in the section 'Sustainability-related disclosures' dedicated to the product.



Template pre-contractual disclosure for the financial products referred to in Article 8, paragraphs 1, 2 and 2a, of Regulation (EU) 2019/2088 and Article 6, first paragraph, of Regulation (EU) 2020/852

Sustainable investment means an investment in an economic activity that contributes to an environmental or social objective, provided that the investment does not significantly harm any environmental or social objective and that the investee companies follow good governance practices.

The **EU Taxonomy** is a classification system laid down in Regulation (EU) 2020/852, establishing a list of **environmentally sustainable economic activities**. That Regulation does not lay down a list of socially sustainable economic activities. Sustainable investments with an environmental objective might be aligned with the Taxonomy or not.

Product name : **BNP PARIBAS FUNDS SUSTAINABLE EUROPE VALUE**

Legal Entity Identifier : 2138001JOJK911RS3920

Environmental and/or social characteristics

Does this financial product have a sustainable investment objective?	
<input checked="" type="radio"/> <input type="radio"/> Yes	<input checked="" type="radio"/> <input type="radio"/> No
<input type="checkbox"/> It will make a minimum of sustainable investments with an environmental objective: ____%	<input checked="" type="checkbox"/> It promotes Environmental/Social (E/S) characteristics and while it does not have as its objective a sustainable investment, it will have a minimum proportion of 35% of sustainable investments
<input type="checkbox"/> in economic activities that qualify as environmentally sustainable under the EU Taxonomy	<input type="checkbox"/> with an environmental objective in economic activities that qualify as environmentally sustainable under the EU Taxonomy
<input type="checkbox"/> in economic activities that do not qualify as environmentally sustainable under the EU Taxonomy	<input checked="" type="checkbox"/> with an environmental objective in economic activities that do not qualify as environmentally sustainable under the EU Taxonomy
<input type="checkbox"/> It will make a minimum of sustainable investments with a social objective: ____%	<input checked="" type="checkbox"/> with a social objective
	<input type="checkbox"/> It promotes E/S characteristics, but will not make any sustainable investments



What environmental and/or social characteristics are promoted by this financial product?

The financial product promotes environmental and social characteristics by assessing underlying investments against Environmental, Social and Governance (ESG) criteria using an internal ESG proprietary methodology, and by investing in issuers that demonstrate good environmental, social and governance practices, while implementing robust corporate governance practices within their sector of activity.

The financial product aims to improve its ESG profile compared to its investment universe.

The ESG performance of an issuer is evaluated against a combination of environmental, social and governance factors which include but not limited to:

- Environmental: energy efficiency, reduction of emissions of greenhouse gases (GHG), treatment of waste
- Social: respect of human rights and workers' rights, human resources management (workers' health and safety, diversity)
- Governance: Board of Directors independence, managers' remuneration, respect of minority shareholders rights

The exclusion criteria are applied with regard to issuers that are in violation of international norms and convention, or operate in sensitive sectors as defined by the Responsible Business Conduct Policy (RBC Policy).

Furthermore, the investment manager promotes better environmental and social outcomes through engagement with issuers and the exercise of voting rights according to the Stewardship policy, where applicable.

No reference benchmark has been designated for the purpose of attaining the environmental or social characteristics promoted by the financial product.

Sustainability indicators measure how the environmental or social characteristics promoted by the financial product are attained.

● **What sustainability indicators are used to measure the attainment of each of the environmental or social characteristics promoted by this financial product?**

The following sustainability indicators are used to measure the attainment of the environmental and social characteristics promoted by the financial product:

- The percentage of the portfolio compliant with the RBC Policy
- The percentage of the portfolio covered by the ESG analysis based on the ESG internal proprietary methodology
- The weighted average ESG score of the portfolio compared to the weighted average ESG score of its investment universe, as defined in the Prospectus
- The percentage of the financial product's portfolio invested in 'sustainable investments' as defined in Article 2 (17) of the SFDR regulation

● **What are the objectives of the sustainable investments that the financial product partially intends to make and how does the sustainable investment contribute to such objectives?**

The objectives of the sustainable investments made by the financial product are to finance companies that contribute to environmental and/or social objectives through their products and services, as well as their sustainable practices.

The internal methodology, as defined in the main part of the Prospectus, integrates several criteria into its definition of sustainable investments that are considered to be core components to qualify a company as sustainable. These criteria are complementary to each other. In practice, a company must meet at least one of the criteria described below in order to be considered as contributing to an environmental or social objective:

1. A company with an economic activity aligned with the EU Taxonomy objectives. A company can be qualified as sustainable investment in case it has more than 20% of its revenues aligned with the EU Taxonomy. A company qualifying as sustainable investment through this criteria can for example contribute to the following environmental objectives: sustainable forestry, environmental restoration, sustainable manufacturing, renewable energy, water supply, sewerage, waste management and remediation, sustainable transportation, sustainable buildings, sustainable information and technology, scientific research for sustainable development;

2. A company with an economic activity contributing to one or more United Nations Sustainable Development goals (UN SDG) targets. A company can be qualified as sustainable investment in case it has more than 20% of its revenues aligned with the SDGs and less than 20% of its revenues misaligned with the UN SDGs. A company qualifying as sustainable investment through this criteria can for example contribute to the following objectives:

- a. Environmental: sustainable agriculture, sustainable management of water and sanitation, sustainable and modern energy, sustainable economic growth, sustainable infrastructure, sustainable cities,

sustainable consumption and production patterns, fight against climate change, conservation and sustainable use of oceans, seas and marine resources, protection, restoration and sustainable use of terrestrial ecosystems, sustainable management of forests, fight against desertification, land degradation and biodiversity loss;

b. Social: no poverty, zero hunger, food security, healthy lives and well-being at all ages, inclusive and equitable quality education and lifelong learning opportunities, gender equality, women and girls empowerment, availability of water and sanitation, access to affordable, reliable and modern energy, inclusive and sustainable economic growth, full and productive employment and decent work, resilient infrastructure, inclusive and sustainable industrialization, reduced inequality, inclusive, safe and resilient cities and human settlements, peaceful and inclusive societies, access to justice and effective, accountable and inclusive institutions, global partnership for sustainable development.

3. A company operating in a high GHG emission sector that is transitioning its business model to align with the objective of maintaining the global temperature rise below 1.5°C. A company qualifying as sustainable investment through this criteria can for example contribute to the following environmental objectives: GHG emissions reduction, fight against climate change;

4. A company with best-in-class environmental or social practices compared to its peers within the relevant sector and geographical region. The E or S best performer assessment is based on the BNPP AM ESG scoring methodology. The methodology scores companies and assesses them against a peer group comprising companies in comparable sectors and geographical regions. A company with a contribution score above 10 on the Environmental or Social pillar qualifies as best performer. A company qualifying as sustainable investment through this criteria can for example contribute to the following objectives:

a. Environmental: fight against climate change, environmental risk management, sustainable management of natural resources, waste management, water management, GHG emissions reduction, renewable energy, sustainable agriculture, green infrastructure;

b. Social: health and safety, human capital management, good external stakeholder management (supply chain, contractors, data), business ethics preparedness, good corporate governance.

Green bonds, social bonds and sustainability bonds issued to support specific environmental and/or social projects are also qualified as sustainable investments provided that these debt securities receive an investment recommendation 'POSITIVE' or 'NEUTRAL' from the Sustainability Center following the issuer and underlying project assessment based on a proprietary Green/Social/Sustainability Bond Assessment methodology.

Companies identified as a sustainable investment should not significantly harm any other environmental or social objectives (the Do No Significant Harm 'DNSH' principle) and should follow good governance practices. BNP Paribas Asset Management (BNPP AM) uses its proprietary methodology to assess all companies against these requirements.

More information on the internal methodology can be found on the website of the investment manager: <https://docfinder.bnpparibas-am.com/api/files/14787511-CB33-49FC-B9B5-7E934948BE63>

● **How do the sustainable investments that the financial product partially intends to make, not cause significant harm to any environmental or social sustainable investment objective?**

Sustainable investments that the product partially intends to make should not significantly harm any environmental or social objective (DNSH Principle). In this respect, the investment manager commits to consider principal adverse impacts on sustainability factors by taking into account indicators for adverse impacts as defined in SFDR, and to not invest in companies that do not meet their fundamental obligations in line with the OECD Guidelines and the UN Guiding Principles on Business and Human Rights.

How have the indicators for adverse impacts on sustainability factors been taken into account?

The investment manager ensures that throughout its investment process, the financial product takes into all the account principal all the adverse impact indicators that are relevant to its

Principal adverse impacts are the most significant negative impacts of investment decisions on sustainability factors relating to environmental, social and employee matters, respect for human rights, anti-corruption and anti-bribery matters.



investment strategy to select the sustainable investments that the financial product partially intends to make by systematically implementing the sustainable investment pillars defined in the BNP Paribas Asset Management Global Sustainability Strategy (GSS) into its investment process : RBC policy, ESG integration guidelines, Stewardship, the forward-looking vision the '3Es' (Energy transition, Environmental sustainability, Equality & Inclusive Growth).

The RBC policy establishes a common framework across investments and economic activities that help identify industries and behaviours presenting a high risk of adverse impacts in violation of international norms. As part of the RBC Policy, sector policies provide a tailored approach to identify and prioritize principal adverse impacts based on the nature of the economic activity, and in many cases, the geography in which these economic activities take place.

The ESG Integration Guidelines includes a series of commitments, which are material to consideration of principal adverse sustainability impacts, and guides the internal ESG integration process. The proprietary ESG scoring framework includes an assessment of a number of adverse sustainability impacts caused by companies in which we invest. Outcome of this assessment may impact the valuation models as well as the portfolio construction depending on the severity and materiality of adverse impacts identified.

Thus, the Investment Manager considers principal adverse sustainability impacts throughout the investment process through the use of the internal ESG scores and construction of the portfolio with an improved ESG profile compared to its investment universe.

The Forward-looking perspective defines a set of objectives and developed performance indicators to measure how the researches, portfolios and commitments are aligned on three issues, the '3Es' (Energy transition, Environmental sustainability, Equality & inclusive growth) and thus support investment processes.

Furthermore, the Stewardship team regularly identifies adverse impacts through ongoing research, collaboration with other long-term investors, and dialogue with NGOs and other experts.

As regards the sustainable investments that the financial product intends to make, the following principal adverse sustainability impacts are taken into account:

Corporate mandatory indicators:

1. GreenHouse Gas (GHG) Emissions
2. Carbon footprint
3. GHG intensity of investee companies
4. Exposure to companies active in the fossil fuel sector
5. Share of non-renewable energy consumption and production
6. Energy consumption intensity per high impact climate sector
7. Activities negatively affecting biodiversity sensitive areas
8. Emissions to water
9. Hazardous waste ratio
10. Violations of UN Global Compact principles and Organisation for Economic Cooperation and Development (OECD) Guidelines for Multinational Enterprises
11. Lack of processes and compliance mechanisms to monitor compliance with UN Global Compact principles and OECD Guidelines for Multinational Enterprises
12. Unadjusted gender pay gap
13. Board gender diversity
14. Exposure to controversial weapons (anti-personnel mines, cluster munitions, chemical weapons and biological weapons)

Corporate voluntary indicators:

Environment

4. Investments in companies without carbon emission reduction initiatives

Social

4. Lack of a supplier code of conduct
9. Lack of a human rights policy

Sovereign mandatory indicator:

15. GHG intensity

16. Investee countries subject to social violations

More detailed information on the manner in which principal adverse impacts on sustainability factors are considered can be found in the BNP PARIBAS ASSET MANAGEMENT SFDR disclosure statement:

<https://docfinder.bnpparibas-am.com/api/files/874ADAE2-3EE7-4AD4-B0ED-84FC06E090BF>

In addition, information on how the principal adverse impacts on sustainability factors have been considered over the year will be available in the annual report of the financial product.

How are the sustainable investments aligned with the OECD Guidelines for Multinational Enterprises and the UN Guiding Principles on Business and Human Rights?

The investment universe of the financial product is periodically screened with a view to identify issuers that are potentially in violation or at risk of violation of the UN Global Compact Principles, OECD Guidelines for Multinational Enterprises and UN Guiding Principles on Business & Human Rights, including the principles and rights set out in the eight fundamental conventions identified in the Declaration of the International Labour Organisation on Fundamental Principles and Rights at Work and the International Bill of Human Rights. This assessment is conducted within the BNPP AM Sustainability Centre on the basis of internal analysis and information provided by external experts, and in consultation with BNP Paribas Group CSR Team. If an issuer is found to be in serious and repeated violations of any of the principles, it will be placed on an 'exclusion list' and will not be available for investment. Existing investments should be divested from the portfolio according to an internal procedure. If an issuer is at risk of violating any of the principles, it is placed on a 'watch list' monitored, as appropriate.

The EU Taxonomy sets out a 'do not significant harm' principle by which Taxonomy-aligned investments should not significantly harm EU Taxonomy objectives and is accompanied by specific EU criteria.

The 'do no significant harm' principle applies only to those investments underlying the financial product that take into account the EU criteria for environmentally sustainable economic activities. The investments underlying the remaining portion of this financial product do not take into account the EU criteria for environmentally sustainable economic activities.

Any other sustainable investments must also not significantly harm any environmental or social objectives.



Does this financial product consider principal adverse impacts on sustainability factors?

Yes

The product considers principal adverse impacts on sustainability factors by systematically implementing the sustainable investment pillars defined in the GSS into its investment process. These pillars are covered by firm-wide policies that set criteria to identify, consider and prioritise as well as address or mitigate adverse sustainability impacts caused by issuers.

The RBC policy establishes a common framework across investments and economic activities that help identify industries and behaviours presenting a high risk of adverse impacts in violation of international norms. As part of the RBC Policy, sector policies provide a tailored approach to identify and prioritize principal adverse impacts based on the nature of the economic activity, and in many cases, the geography in which these economic activities take place.

The ESG Integration Guidelines includes a series of commitments, which are material to consideration of principal adverse sustainability impacts, and guides the internal ESG integration process. The proprietary ESG scoring framework includes an assessment of a number of adverse sustainability impacts caused by companies in which we invest. Outcome of this assessment may impact the valuation models as well as the portfolio construction depending on the severity and materiality of adverse impacts identified.

Thus, the Investment Manager considers principal adverse sustainability impacts throughout the investment process through the use of the internal ESG scores and construction of the portfolio with an improved ESG profile compared to its investment universe.

The Forward-looking perspective defines a set of objectives and developed performance indicators to measure how the researches, portfolios and commitments are aligned on three issues, the '3Es' (Energy transition, Environmental sustainability, Equality & inclusive growth) and thus support investment processes.

Furthermore, the Stewardship team regularly identifies adverse impacts through ongoing research, collaboration with other long-term investors, and dialogue with NGOs and other experts.

Actions to address or mitigate principal adverse sustainability impacts depend on the severity and materiality of these impacts. These actions are guided by the RBC Policy, ESG Integration Guidelines, and Engagement and Voting Policy which include the following provisions :

- Exclusion of issuers that are in violation of international norms and conventions and issuers that are involved in activities presenting an unacceptable risk to society and/or the environment
- Engagement with issuers with the aim of encouraging them to improve their environmental, social and governance practices and, thus, mitigate potential adverse impacts
- In case of equity holdings, voting at Annual General Meetings of companies the portfolio is invested in to promote good governance and advance environmental and social issues
- Ensuring all securities included in the portfolio have supportive ESG research
- Managing portfolios so that their aggregate ESG score is better than the relevant benchmark or universe

Based on the above approach, and depending on the composition of the financial product's portfolio (i.e. the type of issuer), the financial product considers and addresses or mitigates the following principal adverse sustainability impacts:

Corporate mandatory indicators:

1. GreenHouse Gas (GHG) Emissions
2. Carbon footprint
3. GHG intensity of investee companies
4. Exposure to companies active in the fossil fuel sector
5. Share of non-renewable energy consumption and production
6. Energy consumption intensity per high impact climate sector



7. Activities negatively affecting biodiversity sensitive areas
8. Emissions to water
9. Hazardous waste ratio
10. Violations of UN Global Compact principles and Organisation for Economic Cooperation and Development (OECD) Guidelines for Multinational Enterprises
11. Lack of processes and compliance mechanisms to monitor compliance with UN Global Compact principles and OECD Guidelines for Multinational Enterprises
12. Unadjusted gender pay gap
13. Board gender diversity
14. Exposure to controversial weapons (anti-personnel mines, cluster munitions, chemical weapons and biological weapons)

Corporate voluntary indicators:

Environment

4. Investments in companies without carbon emission reduction initiatives

Social

4. Lack of a supplier code of conduct
9. Lack of a human rights policy

Sovereign mandatory indicator:

15. GHG intensity
16. Investee countries subject to social violations

More detailed information on the manner in which principal adverse impacts on sustainability factors are considered can be found in the BNP PARIBAS ASSET MANAGEMENT SFDR disclosure statement: <https://docfinder.bnpparibas-am.com/api/files/874ADAE2-3EE7-4AD4-BOED-84FC06E090BF>
In addition, information on how the principal adverse impacts on sustainability factors have been considered over the year will be available in the annual report of the financial product.

No



What investment strategy does this financial product follow?

The investment strategy guides investment decisions based on factors such as investment objectives and risk tolerance.

To achieve the investment objective of the financial product, the investment manager takes into account at each step of its investment process the Environmental, Social and Governance (ESG) criteria that the financial product promotes.

The investment universe of the financial product is thoroughly screened with a view to identify issuers that are in violation of the UN Global Compact Principles, OECD Guidelines for Multinational Enterprises and UN Guiding Principles on Business & Human Rights. Issuers failing to meet their fundamental obligations in the areas of human and labour rights, environment and corruption are excluded from the investment universe. The in-house sector policies relating to companies operating in sensitive areas (controversial weapons, asbestos, mining, palm oil, etc.) are implemented in order to identify and exclude companies with the worst practices.

Then the Investment Manager integrates ESG ratings and criteria into the assessment of issuers. ESG ratings are built by BNP Paribas Asset Management's Sustainability Centre using a proprietary ESG methodology.

The investment manager constantly integrates the binding elements of the investment strategy described in the question below to construct an investment portfolio with a significantly improved ESG profile compared to its investment universe.

In addition, the Investment Manager relies on the internal sustainable investment methodology, as defined in the answer to the question What are the objectives of the sustainable investments that the financial product partially intends to make and how does the sustainable investments contribute to such objectives, to determine issuers that contribute to environmental and/or social objectives.

An extra-financial strategy may comprise methodological limitations such as the ESG Investment Risk as defined by the investment manager.

The elements of the investment strategy to attain the environmental or social characteristics promoted by this financial product as described below are systematically integrated throughout the investment process.



● **What are the binding elements of the investment strategy used to select the investments to attain each of the environmental or social characteristics promoted by this financial product?**

- The financial product shall comply with the RBC Policy by excluding companies involved in controversies due to poor practices related to human and labor rights, environment, and corruption, as well as companies operating in sensitive sectors (tobacco, coal, controversial weapons, asbestos,...), as these companies are deemed to be in violation of international norms, or to cause unacceptable harm to society and/or the environment.

More information on the RBC Policy, and in particular criteria relating to sectoral exclusions, can be found on the website of the investment manager: Sustainability documents - BNPP AM Corporate English (<https://www.bnpparibas-am.com/sustainability-documents/>)

- The financial product shall have at least 90% of its assets (excluding ancillary liquid assets) covered by the ESG analysis based on the proprietary ESG methodology

- The financial product shall have the weighted average ESG score of its portfolio higher than the average weighted ESG score of its investment universe after eliminating at least 20% of securities with the lowest ESG Score, as defined in the Prospectus

- The financial product shall invest at least 35% of its assets in 'sustainable investments' as defined in Article 2 (17) of the SFDR regulation. Criteria to qualify an investment as 'sustainable investment' are indicated in the above question 'What are the objectives of the sustainable investments that the financial product partially intends to make and does the sustainable investments contribute to such objectives' and the quantitative and qualitative thresholds are mentioned in the main part of the Prospectus

● **What is the committed minimum rate to reduce the scope of the investments considered prior to the application of that investment strategy?**

The financial product does not commit to a reduction of the scope of investments prior to the application of its investment strategy.

● **What is the policy to assess good governance practices of the investee companies?**

The ESG scoring framework assesses corporate governance through a core set of standard key performance indicators for all sectors supplemented by sector specific metrics. The governance metrics and indicators to assess good governance practices such as sound management structures, employee relations, remuneration of staff and tax compliance include but are not limited to:

- Separation of power (e.g. Split CEO/Chair)
- Board diversity
- Executive pay (remuneration policy)
- Board Independence, and key committees independence
- Accountability of directors
- Financial expertise of the Audit Committee
- Respect of shareholders rights and absence of antitakeover devices
- The presence of appropriate policies (i.e. Bribery and corruption, whistleblower)
- Tax disclosure
- An assessment of prior negative incidents relating to governance

The ESG analysis goes beyond the framework to look at a more qualitative assessment of how the insights from our ESG model are reflected in the culture and operations of investee companies. In some cases, the ESG analysts will conduct due diligence meetings to better understand the company's approach to corporate governance.

Good governance practices include sound management structures, employee relations, remuneration of staff and tax compliance.



What is the asset allocation planned for this financial product?

At least 80% of the investments of the financial product will be used to meet the environmental or social characteristics promoted, in accordance with the binding elements of the investment strategy of the financial product.

For the avoidance of doubt, such a proportion is solely a minimum and the exact percentage of the investments of the financial product that attained the promoted environmental or social characteristics will be available in the

annual report.

The minimum proportion of sustainable investments of the financial product is 35%.

The remaining proportion of the investments is mainly used as described under the question: "What investments are included under "#2 Other", what is their purpose and are there any minimum environmental or social safeguards?"

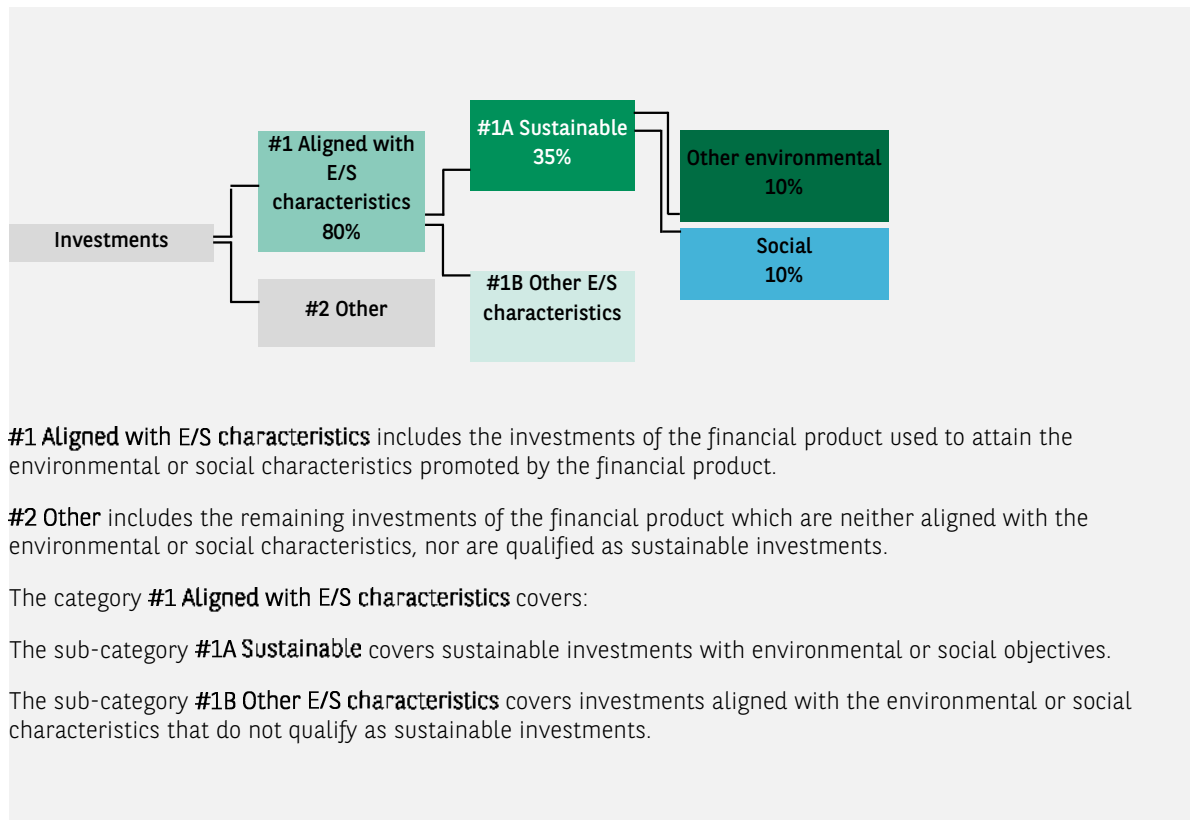
Asset allocation describes the share of investments in specific assets.

Taxonomy-aligned activities are expressed as a share of:

- **turnover** reflecting the share of revenue from green activities of investee companies.

- **capital expenditure (CapEx)** showing the green investments made by investee companies, e.g. for a transition to a green economy.

- **operational expenditure (OpEx)** reflecting green operational activities of investee companies.



#1 Aligned with E/S characteristics includes the investments of the financial product used to attain the environmental or social characteristics promoted by the financial product.

#2 Other includes the remaining investments of the financial product which are neither aligned with the environmental or social characteristics, nor are qualified as sustainable investments.


The category **#1 Aligned with E/S characteristics** covers:

The sub-category **#1A Sustainable** covers sustainable investments with environmental or social objectives.

The sub-category **#1B Other E/S characteristics** covers investments aligned with the environmental or social characteristics that do not qualify as sustainable investments.

● **How does the use of derivatives attain the environmental or social characteristics promoted by the financial product?**

Financial derivative instruments may be used for efficient portfolio management, hedging and/or investment purposes, if applicable. These instruments are not used to attain the environmental or social characteristics promoted by the product.

 **To what minimum extent are sustainable investments with an environmental objective aligned with the EU Taxonomy?**

Not applicable

● **Does the financial product invest in fossil gas and/or nuclear energy related activities that comply with the EU Taxonomy¹?**

Yes

In fossil gas In Nuclear Energy

No

¹ -Fossil gas and/or nuclear related activities will only comply with the EU Taxonomy where they contribute to limiting climate change ("climate change mitigation") and do not significantly harm any EU Taxonomy objective - see explanatory note in the left hand margin. The full criteria for fossil gas and nuclear energy economic activities that comply with the EU Taxonomy are laid down in Commission Delegated Regulation (EU) 2022/1214.

To comply with the EU Taxonomy, the criteria for **fossil gas** include limitations on emissions and switching to renewable power or low-carbon fuels by the end of 2035. For **nuclear energy**, the criteria include comprehensive safety and waste management rules

Enabling activities directly enable other activities to make a substantial contribution to an environmental objective. **Transitional activities** are activities for which low-carbon alternatives are not yet available and among others have greenhouse gas emission levels corresponding to the best performance.

The two graphs below show in green the minimum percentage of investments that are aligned with the EU Taxonomy. As there is no appropriate methodology to determine the Taxonomy-alignment of sovereign bonds*, the first graph shows the Taxonomy-alignment in relation to all the investments of the financial product including sovereign bonds, while the second graph shows the Taxonomy-alignment only in relation to the investments of the financial product other than sovereign bonds.



* For the purpose of these graphs, 'sovereign bonds' consist of all sovereign exposures

● **What is the minimum share of investments in transitional and enabling activities?**

Not applicable

are sustainable investments with an environmental objective that **do not take into account the criteria** for environmentally sustainable economic activities under the EU Taxonomy.

● **What is the minimum share of sustainable investments with an environmental objective that are not aligned with the EU Taxonomy?**

The minimum share of sustainable investments with an environmental objective that are not aligned with the EU Taxonomy is 10%.

The minimum share is intentionally low as the objective of the investment manager is not to prevent the product from investing in taxonomy-aligned activities within the framework of the investment strategy of the product.

The Management Company is improving its Taxonomy-alignment data collection to ensure the accuracy and suitability of its Taxonomy sustainability-related disclosures. In the meantime, the financial product will invest in sustainable investments with an environmental objective that are not aligned with the EU Taxonomy.

● **What is the minimum share of socially sustainable investments?**

The minimum share of socially sustainable investments within the financial product is 10%.

● **What investments are included under '#2 Other', what is their purpose and are there any minimum environmental or social safeguards?**

The remaining proportion of the investments may include :

- The proportion of assets that are not used to meet the environmental or social characteristics promoted by the financial product. These assets are used for investment purposes, or
- Instruments which are mainly used for liquidity, efficient portfolio management, and/or hedging purposes, notably cash, deposits and derivatives

In any case, the investment manager will ensure that those investments are made while maintaining the

improvement of the ESG profile of the financial product. In addition, those investments are made in compliance with our internal processes, including the following minimum environmental or social safeguards:

- The risk management policy. The risk management policy comprises procedures as are necessary to enable the management company to assess for each financial product it manages the exposure of that product to market, liquidity, sustainability and counterparty risks. And

- The RBC policy, where applicable, through the exclusion of companies involved in controversies due to poor practices related to human and labour rights, environment, and corruption, as well as companies operating in sensitive sectors (tobacco, coal, controversial weapons, asbestos,...), as these companies are deemed to be in violation of international norms, or to cause unacceptable harm to society and/or the environment



Is a specific index designated as a reference benchmark to determine whether this financial product is aligned with the environmental and/or social characteristics that it promotes?

Reference benchmarks are indexes to measure whether the financial product attains the environmental or social characteristics that they promote.

No reference benchmark has been designated for the purpose of attaining the environmental or social characteristics promoted by the financial product.

- **How is the reference benchmark continuously aligned with each of the environmental or social characteristics promoted by the financial product?**

Not applicable

- **How is the alignment of the investment strategy with the methodology of the index ensured on a continuous basis?**

Not applicable

- **How does the designated index differ from a relevant broad market index?**

Not applicable

- **Where can the methodology used for the calculation of the designated index be found?**

Not applicable



Where can I find more product specific information online?

More product-specific information can be found on the website: <https://www.bnpparibas-am.com/> after choosing the relevant country and directly in the section 'Sustainability-related disclosures' dedicated to the product.

Template pre-contractual disclosure for the financial products referred to in Article 8, paragraphs 1, 2 and 2a, of Regulation (EU) 2019/2088 and Article 6, first paragraph, of Regulation (EU) 2020/852

Sustainable investment means an investment in an economic activity that contributes to an environmental or social objective, provided that the investment does not significantly harm any environmental or social objective and that the investee companies follow good governance practices.

The **EU Taxonomy** is a classification system laid down in Regulation (EU) 2020/852, establishing a list of **environmentally sustainable economic activities**. That Regulation does not lay down a list of socially sustainable economic activities. Sustainable investments with an environmental objective might be aligned with the Taxonomy or not.

Product name : **BNP PARIBAS FUNDS SUSTAINABLE GLOBAL CORPORATE BOND**

Legal Entity Identifier : 2RWKOJ6LXFXM28DB0064

Environmental and/or social characteristics

Does this financial product have a sustainable investment objective?	
<input checked="" type="radio"/> <input type="radio"/> Yes	<input checked="" type="radio"/> <input type="radio"/> No
<input type="checkbox"/> It will make a minimum of sustainable investments with an environmental objective: ____% <input type="checkbox"/> in economic activities that qualify as environmentally sustainable under the EU Taxonomy <input type="checkbox"/> in economic activities that do not qualify as environmentally sustainable under the EU Taxonomy <input type="checkbox"/> It will make a minimum of sustainable investments with a social objective: ____%	<input checked="" type="checkbox"/> It promotes Environmental/Social (E/S) characteristics and while it does not have as its objective a sustainable investment, it will have a minimum proportion of 50% of sustainable investments <input type="checkbox"/> with an environmental objective in economic activities that qualify as environmentally sustainable under the EU Taxonomy <input checked="" type="checkbox"/> with an environmental objective in economic activities that do not qualify as environmentally sustainable under the EU Taxonomy <input checked="" type="checkbox"/> with a social objective <input type="checkbox"/> It promotes E/S characteristics, but will not make any sustainable investments



What environmental and/or social characteristics are promoted by this financial product?

The financial product promotes environmental and social characteristics by assessing underlying investments against Environmental, Social, and Governance (ESG) criteria using an ESG internal proprietary methodology, and by investing in issuers that demonstrate good environmental social and governance practices.

Corporate issuers

The investment strategy selects corporate issuers with the best ESG practices within their sector of activity through:

The positive screening using a selectivity approach. This involves evaluation of ESG performance of an issuer

against a combination of environmental, social and governance factors which include but are not limited to:

- Environmental: energy efficiency, reduction of emissions of greenhouse gases (GHG), treatment of waste
- Social: respect of human rights and workers' rights, human resources management (workers' health and safety, diversity)
- Governance: Board of Directors independence, managers' remuneration, respect of minority shareholders rights

The negative screening applying exclusion criteria with regard to issuers that are in violation of international norms and convention, or operate in sensitive sectors as defined by the Responsible Business Conduct Policy (RBC Policy).

Sovereign issuers

The investment strategy selects sovereign issuers based on their performance across the environmental, social and governance pillars. The ESG performance of each country is assessed using an internal Sovereign ESG methodology that focuses on measuring governments' efforts to produce and preserve assets, goods, and services with high ESG values, according to their level of economic development. This involves evaluation of a country against a combination of environmental, social and governance factors, which include but not limited to:

- Environmental: climate mitigation, biodiversity, energy efficiency, land resources, pollution
- Social: life conditions, economic inequality, education, employment, health infrastructure, human capital
- Governance: business rights, corruption, democratic life, political stability, security

BNP Paribas Asset Management's Global Sustainability Strategy places a strong emphasis on combatting climate change. Therefore, given the importance of sovereigns in addressing climate change, the internal Sovereign ESG methodology includes an additional scoring component that captures the country's contribution to progress towards the net-zero goals set out in the Paris Agreement. This additional scoring component reflects countries' commitment to future targets balanced by their current policies and their forward-looking physical climate risk exposure. It combines temperature alignment methodology for determining national contributions to climate change with an assessment of the laws and policies countries have in place for addressing climate change.

The investment manager also applies the BNP Paribas Group's sensitive countries framework, which includes restrictive measures on certain countries and/or activities that are considered as being particularly exposed to money laundering and terrorism financing related risks.

Furthermore, the investment manager promotes better environmental and social outcomes through engagement with issuers and the exercise of voting rights according to the Stewardship policy, where applicable.

No reference benchmark has been designated for the purpose of attaining the environmental or social characteristics promoted by the financial product.

● **What sustainability indicators are used to measure the attainment of each of the environmental or social characteristics promoted by this financial product?**

The following sustainability indicators are used to measure the attainment of the environmental and social characteristics promoted by the financial product:

- The percentage of the financial product's portfolio compliant with the RBC Policy
- The percentage of the financial product's portfolio covered by ESG analysis based on the ESG internal proprietary methodology
- The percentage of the financial product's investment universe reduction due to exclusion of securities with low ESG score and/or sector exclusions as per the RBC Policy
- The weighted average ESG score of the financial product's portfolio compared to the weighted average ESG score of its investment universe, as defined in the Prospectus
- The average portfolio ESG Score of the sub-fund compared to the average portfolio ESG Score of its investment universe, after eliminating at least 15% of securities with the lowest ESG Score
- The percentage of the financial product's portfolio invested in 'sustainable investments' as defined in



Sustainability indicators measure how the environmental or social characteristics promoted by the financial product are attained.

Article 2 (17) of the SFDR regulation

● **What are the objectives of the sustainable investments that the financial product partially intends to make and how does the sustainable investment contribute to such objectives?**

The objectives of the sustainable investments made by the financial product are to finance companies that contribute to environmental and/or social objectives through their products and services, as well as their sustainable practices.

The internal methodology, as defined in the main part of the Prospectus, integrates several criteria into its definition of sustainable investments that are considered to be core components to qualify a company as sustainable. These criteria are complementary to each other. In practice, a company must meet at least one of the criteria described below in order to be considered as contributing to an environmental or social objective:

1. A company with an economic activity aligned with the EU Taxonomy objectives. A company can be qualified as sustainable investment in case it has more than 20% of its revenues aligned with the EU Taxonomy. A company qualifying as sustainable investment through this criteria can for example contribute to the following environmental objectives: sustainable forestry, environmental restoration, sustainable manufacturing, renewable energy, water supply, sewerage, waste management and remediation, sustainable transportation, sustainable buildings, sustainable information and technology, scientific research for sustainable development;

2. A company with an economic activity contributing to one or more United Nations Sustainable Development goals (UN SDG) targets. A company can be qualified as sustainable investment in case it has more than 20% of its revenues aligned with the SDGs and less than 20% of its revenues misaligned with the UN SDGs. A company qualifying as sustainable investment through this criteria can for example contribute to the following objectives:

a. Environmental: sustainable agriculture, sustainable management of water and sanitation, sustainable and modern energy, sustainable economic growth, sustainable infrastructure, sustainable cities, sustainable consumption and production patterns, fight against climate change, conservation and sustainable use of oceans, seas and marine resources, protection, restoration and sustainable use of terrestrial ecosystems, sustainable management of forests, fight against desertification, land degradation and biodiversity loss;

b. Social: no poverty, zero hunger, food security, healthy lives and well-being at all ages, inclusive and equitable quality education and lifelong learning opportunities, gender equality, women and girls empowerment, availability of water and sanitation, access to affordable, reliable and modern energy, inclusive and sustainable economic growth, full and productive employment and decent work, resilient infrastructure, inclusive and sustainable industrialization, reduced inequality, inclusive, safe and resilient cities and human settlements, peaceful and inclusive societies, access to justice and effective, accountable and inclusive institutions, global partnership for sustainable development.

3. A company operating in a high GHG emission sector that is transitioning its business model to align with the objective of maintaining the global temperature rise below 1.5°C. A company qualifying as sustainable investment through this criteria can for example contribute to the following environmental objectives: GHG emissions reduction, fight against climate change;

4. A company with best-in-class environmental or social practices compared to its peers within the relevant sector and geographical region. The E or S best performer assessment is based on the BNPP AM ESG scoring methodology. The methodology scores companies and assesses them against a peer group comprising companies in comparable sectors and geographical regions. A company with a contribution score above 10 on the Environmental or Social pillar qualifies as best performer. A company qualifying as sustainable investment through this criteria can for example contribute to the following objectives:

a. Environmental: fight against climate change, environmental risk management, sustainable management of natural resources, waste management, water management, GHG emissions reduction, renewable energy, sustainable agriculture, green infrastructure;

b. Social: health and safety, human capital management, good external stakeholder management (supply chain, contractors, data), business ethics preparedness, good corporate governance.

Green bonds, social bonds and sustainability bonds issued to support specific environmental and/or social projects are also qualified as sustainable investments provided that these debt securities receive an investment recommendation 'POSITIVE' or 'NEUTRAL' from the Sustainability Center following the issuer and underlying project assessment based on a proprietary Green/Social/Sustainability Bond Assessment methodology.

Companies identified as a sustainable investment should not significantly harm any other environmental or social objectives (the Do No Significant Harm 'DNSH' principle) and should follow good governance practices. BNP Paribas Asset Management (BNPP AM) uses its proprietary methodology to assess all companies against these requirements.

More information on the internal methodology can be found on the website of the investment manager: <https://docfinder.bnpparibas-am.com/api/files/14787511-CB33-49FC-B9B5-7E934948BE63>

● **How do the sustainable investments that the financial product partially intends to make, not cause significant harm to any environmental or social sustainable investment objective?**

Sustainable investments that the product partially intends to make should not significantly harm any environmental or social objective (DNSH Principle). In this respect, the investment manager commits to consider principal adverse impacts on sustainability factors by taking into account indicators for adverse impacts as defined in SFDR, and to not invest in companies that do not meet their fundamental obligations in line with the OECD Guidelines and the UN Guiding Principles on Business and Human Rights.

How have the indicators for adverse impacts on sustainability factors been taken into account?

The investment manager ensures that throughout its investment process, the financial product takes into account principal all the adverse impact indicators that are relevant to its investment strategy to select the sustainable investments that the financial product partially intends to make by systematically implementing the sustainable investment pillars defined in the BNP Paribas Asset Management Global Sustainability Strategy (GSS) into its investment process : RBC policy, ESG integration guidelines, Stewardship, the forward-looking vision the '3Es' (Energy transition, Environmental sustainability, Equality & Inclusive Growth).

The RBC policy establishes a common framework across investments and economic activities that help identify industries and behaviours presenting a high risk of adverse impacts in violation of international norms. As part of the RBC Policy, sector policies provide a tailored approach to identify and prioritize principal adverse impacts based on the nature of the economic activity, and in many cases, the geography in which these economic activities take place.

The ESG Integration Guidelines includes a series of commitments, which are material to consideration of principal adverse sustainability impacts, and guides the internal ESG integration process. The proprietary ESG scoring framework includes an assessment of a number of adverse sustainability impacts caused by companies in which we invest. Outcome of this assessment may impact the valuation models as well as the portfolio construction depending on the severity and materiality of adverse impacts identified.

Thus, the Investment Manager considers principal adverse sustainability impacts throughout the investment process through the use of the internal ESG scores and construction of the portfolio with an improved ESG profile compared to its investment universe.

The Forward-looking perspective defines a set of objectives and developed performance indicators to measure how the researches, portfolios and commitments are aligned on three issues, the '3Es' (Energy transition, Environmental sustainability, Equality & inclusive growth) and thus support investment processes.

Furthermore, the Stewardship team regularly identifies adverse impacts through ongoing research, collaboration with other long-term investors, and dialogue with NGOs and other experts.

Principal adverse impacts are the most significant negative impacts of investment decisions on sustainability factors relating to environmental, social and employee matters, respect for human rights, anti-corruption and anti-bribery matters.

As regards the sustainable investments that the financial product intends to make, the following principal adverse sustainability impacts are taken into account:

Corporate mandatory indicators:

1. GreenHouse Gas (GHG) Emissions
2. Carbon footprint
3. GHG intensity of investee companies
4. Exposure to companies active in the fossil fuel sector
5. Share of non-renewable energy consumption and production
6. Energy consumption intensity per high impact climate sector
7. Activities negatively affecting biodiversity sensitive areas
8. Emissions to water
9. Hazardous waste ratio
10. Violations of UN Global Compact principles and Organisation for Economic Cooperation and Development (OECD) Guidelines for Multinational Enterprises
11. Lack of processes and compliance mechanisms to monitor compliance with UN Global Compact principles and OECD Guidelines for Multinational Enterprises
12. Unadjusted gender pay gap
13. Board gender diversity
14. Exposure to controversial weapons (anti-personnel mines, cluster munitions, chemical weapons and biological weapons)

Corporate voluntary indicators:

Environment

4. Investments in companies without carbon emission reduction initiatives

Social

4. Lack of a supplier code of conduct
9. Lack of a human rights policy

Sovereign mandatory indicator:

15. GHG intensity
16. Investee countries subject to social violations

More detailed information on the manner in which principal adverse impacts on sustainability factors are considered can be found in the BNP PARIBAS ASSET MANAGEMENT SFDR disclosure statement:

<https://docfinder.bnpparibas-am.com/api/files/874ADAE2-3EE7-4AD4-B0ED-84FC06E090BF>

In addition, information on how the principal adverse impacts on sustainability factors have been considered over the year will be available in the annual report of the financial product.

How are the sustainable investments aligned with the OECD Guidelines for Multinational Enterprises and the UN Guiding Principles on Business and Human Rights?

The investment universe of the financial product is periodically screened with a view to identify issuers that are potentially in violation or at risk of violation of the UN Global Compact Principles, OECD Guidelines for Multinational Enterprises and UN Guiding Principles on Business & Human Rights, including the principles and rights set out in the eight fundamental conventions identified in the Declaration of the International Labour Organisation on Fundamental Principles and Rights at Work and the International Bill of Human Rights. This assessment is conducted within the BNPP AM Sustainability Centre on the basis of internal analysis and information provided by external experts, and in consultation with BNP Paribas Group CSR Team. If an issuer is found to be in serious and repeated violations of any of the principles, it will be placed on an 'exclusion list' and will not be available for investment. Existing investments should be divested from the portfolio according to an internal procedure. If an issuer is at risk of violating any of the principles, it is placed on a 'watch list' monitored, as appropriate.

The EU Taxonomy sets out a 'do not significant harm' principle by which Taxonomy-aligned investments should not significantly harm EU Taxonomy objectives and is accompanied by specific EU criteria.

The 'do no significant harm' principle applies only to those investments underlying the financial product that take into account the EU criteria for environmentally sustainable economic activities. The investments underlying the remaining portion of this financial product do not take into account the EU criteria for environmentally sustainable economic activities.

Any other sustainable investments must also not significantly harm any environmental or social objectives.





Does this financial product consider principal adverse impacts on sustainability factors?

Yes

The product considers principal adverse impacts on sustainability factors by systematically implementing the sustainable investment pillars defined in the GSS into its investment process. These pillars are covered by firm-wide policies that set criteria to identify, consider and prioritise as well as address or mitigate adverse sustainability impacts caused by issuers.

The RBC policy establishes a common framework across investments and economic activities that help identify industries and behaviours presenting a high risk of adverse impacts in violation of international norms. As part of the RBC Policy, sector policies provide a tailored approach to identify and prioritize principal adverse impacts based on the nature of the economic activity, and in many cases, the geography in which these economic activities take place.

The ESG Integration Guidelines includes a series of commitments, which are material to consideration of principal adverse sustainability impacts, and guides the internal ESG integration process. The proprietary ESG scoring framework includes an assessment of a number of adverse sustainability impacts caused by companies in which we invest. Outcome of this assessment may impact the valuation models as well as the portfolio construction depending on the severity and materiality of adverse impacts identified.

Thus, the Investment Manager considers principal adverse sustainability impacts throughout the investment process through the use of the internal ESG scores and construction of the portfolio with an improved ESG profile compared to its investment universe.

The Forward-looking perspective defines a set of objectives and developed performance indicators to measure how the researches, portfolios and commitments are aligned on three issues, the '3Es' (Energy transition, Environmental sustainability, Equality & inclusive growth) and thus support investment processes.

Furthermore, the Stewardship team regularly identifies adverse impacts through ongoing research, collaboration with other long-term investors, and dialogue with NGOs and other experts.

Actions to address or mitigate principal adverse sustainability impacts depend on the severity and materiality of these impacts. These actions are guided by the RBC Policy, ESG Integration Guidelines, and Engagement and Voting Policy which include the following provisions :

- Exclusion of issuers that are in violation of international norms and conventions and issuers that are involved in activities presenting an unacceptable risk to society and/or the environment
- Engagement with issuers with the aim of encouraging them to improve their environmental, social and governance practices and, thus, mitigate potential adverse impacts
- In case of equity holdings, voting at Annual General Meetings of companies the portfolio is invested in to promote good governance and advance environmental and social issues
- Ensuring all securities included in the portfolio have supportive ESG research
- Managing portfolios so that their aggregate ESG score is better than the relevant benchmark or universe

Based on the above approach, and depending on the composition of the financial product's portfolio (i.e. the type of issuer), the financial product considers and addresses or mitigates the following principal adverse sustainability impacts:

Corporate mandatory indicators:

1. GreenHouse Gas (GHG) Emissions
2. Carbon footprint
3. GHG intensity of investee companies
4. Exposure to companies active in the fossil fuel sector
5. Share of non-renewable energy consumption and production
6. Energy consumption intensity per high impact climate sector



7. Activities negatively affecting biodiversity sensitive areas
8. Emissions to water
9. Hazardous waste ratio
10. Violations of UN Global Compact principles and Organisation for Economic Cooperation and Development (OECD) Guidelines for Multinational Enterprises
11. Lack of processes and compliance mechanisms to monitor compliance with UN Global Compact principles and OECD Guidelines for Multinational Enterprises
12. Unadjusted gender pay gap
13. Board gender diversity
14. Exposure to controversial weapons (anti-personnel mines, cluster munitions, chemical weapons and biological weapons)

Corporate voluntary indicators:

Environment

4. Investments in companies without carbon emission reduction initiatives

Social

4. Lack of a supplier code of conduct
9. Lack of a human rights policy

Sovereign mandatory indicator:

15. GHG intensity
16. Investee countries subject to social violations

More detailed information on the manner in which principal adverse impacts on sustainability factors are considered can be found in the BNP PARIBAS ASSET MANAGEMENT SFDR disclosure statement: <https://docfinder.bnpparibas-am.com/api/files/874ADAE2-3EE7-4AD4-BOED-84FC06E090BF>
In addition, information on how the principal adverse impacts on sustainability factors have been considered over the year will be available in the annual report of the financial product.

No



What investment strategy does this financial product follow?

The investment strategy guides investment decisions based on factors such as investment objectives and risk tolerance.

To achieve the investment objective of the financial product, the investment manager takes into account at each step of its investment process the Environmental, Social and Governance (ESG) criteria that the financial product promotes.

The investment universe of the financial product is thoroughly screened with a view to identify issuers that are in violation of the UN Global Compact Principles, OECD Guidelines for Multinational Enterprises and UN Guiding Principles on Business & Human Rights. Issuers failing to meet their fundamental obligations in the areas of human and labour rights, environment and corruption are excluded from the investment universe. The in-house sector policies relating to companies operating in sensitive areas (controversial weapons, asbestos, mining, palm oil, etc.) are implemented in order to identify and exclude companies with the worst practices.

Then the Investment Manager integrates ESG ratings and criteria into the assessment of issuers. ESG ratings are built by BNP Paribas Asset Management's Sustainability Centre using a proprietary ESG methodology.

The investment manager constantly integrates the binding elements of the investment strategy described in the question below to construct an investment portfolio with a significantly improved ESG profile compared to its investment universe.

In addition, the Investment Manager relies on the internal sustainable investment methodology, as defined in the answer to the question What are the objectives of the sustainable investments that the financial product partially intends to make and how does the sustainable investments contribute to such objectives, to determine issuers that contribute to environmental and/or social objectives.

An extra-financial strategy may comprise methodological limitations such as the ESG Investment Risk as defined by the investment manager.

The elements of the investment strategy to attain the environmental or social characteristics promoted by this financial product as described below are systematically integrated throughout the investment process.



● **What are the binding elements of the investment strategy used to select the investments to attain each of the environmental or social characteristics promoted by this financial product?**

- The financial product shall comply with the RBC Policy by excluding companies involved in controversies due to poor practices related to human and labor rights, environment, and corruption, as well as companies operating in sensitive sectors (tobacco, coal, controversial weapons, asbestos,...), as these companies are deemed to be in violation of international norms, or to cause unacceptable harm to society and/or the environment.

More information on the RBC Policy, and in particular criteria relating to sectoral exclusions, can be found on the website of the investment manager: Sustainability documents - BNPP AM Corporate English (<https://www.bnpparibas-am.com/sustainability-documents/>)

- The financial product shall have at least 90% of its assets (excluding ancillary liquid assets) covered by the ESG analysis based on the ESG internal proprietary methodology

- The financial product's investment universe shall be reduced by a minimum of 20% due to exclusion of securities with low ESG score and/or sector exclusions as per the RBC Policy

- The financial product shall have the weighted average ESG score of its portfolio higher than the weighted average ESG score of its investment universe, as defined in the Prospectus

- The financial product shall have the average portfolio ESG Score higher than the average portfolio ESG Score of its investment universe, after eliminating at least 15% of securities with the lowest ESG Score

- The financial product shall invest at least 50% of its assets in 'sustainable investments' as defined in Article 2(17) of the SFDR regulation. Criteria to qualify an investment as 'sustainable investment' are indicated in the above question 'What are the objectives of the sustainable investments that the financial product partially intends to make and does the sustainable investments contribute to such objectives' and the quantitative and qualitative thresholds are mentioned in the main part of the Prospectus

● **What is the committed minimum rate to reduce the scope of the investments considered prior to the application of that investment strategy?**

The financial product's investment universe is reduced by a minimum of 20% due to exclusion of securities with low ESG score and/or sector exclusions as per the RBC Policy.

● **What is the policy to assess good governance practices of the investee companies?**

The ESG scoring framework assesses corporate governance through a core set of standard key performance indicators for all sectors supplemented by sector specific metrics. The governance metrics and indicators to assess good governance practices such as sound management structures, employee relations, remuneration of staff and tax compliance include but are not limited to:

- Separation of power (e.g. Split CEO/Chair)
- Board diversity
- Executive pay (remuneration policy)
- Board Independence, and key committees independence
- Accountability of directors
- Financial expertise of the Audit Committee
- Respect of shareholders rights and absence of antitakeover devices
- The presence of appropriate policies (i.e. Bribery and corruption, whistleblower)
- Tax disclosure
- An assessment of prior negative incidents relating to governance

The ESG analysis goes beyond the framework to look at a more qualitative assessment of how the insights from our ESG model are reflected in the culture and operations of investee companies. In some cases, the ESG analysts will conduct due diligence meetings to better understand the company's approach to corporate governance.

Good governance practices include sound management structures, employee relations, remuneration of staff and tax compliance.



What is the asset allocation planned for this financial product?

At least 80% of the investments of the financial product will be used to meet the environmental or social characteristics promoted, in accordance with the binding elements of the investment strategy of the financial product.

For the avoidance of doubt, such a proportion is solely a minimum and the exact percentage of the investments of the financial product that attained the promoted environmental or social characteristics will be available in the annual report.

The minimum proportion of sustainable investments of the financial product is 50%.

The remaining proportion of the investments is mainly used as described under the question: "What investments are included under "#2 Other", what is their purpose and are there any minimum environmental or social safeguards?"

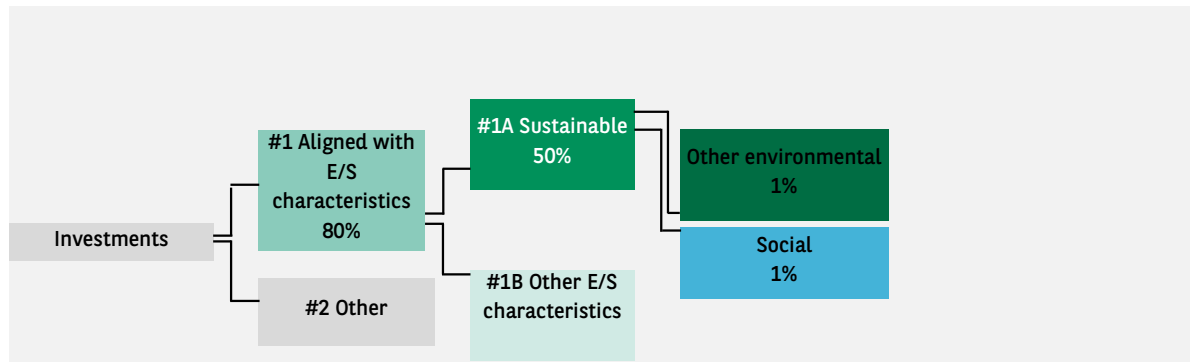
Asset allocation describes the share of investments in specific assets.

Taxonomy-aligned activities are expressed as a share of:

- **turnover** reflecting the share of revenue from green activities of investee companies.

- **capital expenditure** (CapEx) showing the green investments made by investee companies, e.g. for a transition to a green economy.

- **operational expenditure** (OpEx) reflecting green operational activities of investee companies.



#1 Aligned with E/S characteristics includes the investments of the financial product used to attain the environmental or social characteristics promoted by the financial product.

#2 Other includes the remaining investments of the financial product which are neither aligned with the environmental or social characteristics, nor are qualified as sustainable investments.

The category **#1 Aligned with E/S characteristics** covers:

The sub-category **#1A Sustainable** covers sustainable investments with environmental or social objectives.

The sub-category **#1B Other E/S characteristics** covers investments aligned with the environmental or social characteristics that do not qualify as sustainable investments.

● **How does the use of derivatives attain the environmental or social characteristics promoted by the financial product?**

Financial derivative instruments may be used for efficient portfolio management, hedging and/or investment purposes, if applicable. These instruments are not used to attain the environmental or social characteristics promoted by the product.



To what minimum extent are sustainable investments with an environmental objective aligned with the EU Taxonomy?

Not applicable

● **Does the financial product invest in fossil gas and/or nuclear energy related activities that comply with the EU Taxonomy¹?**

Yes

In fossil gas

In Nuclear Energy

No

¹ - Fossil gas and/or nuclear related activities will only comply with the EU Taxonomy where they contribute to limiting climate change ("climate change mitigation") and do not significantly harm any EU Taxonomy objective

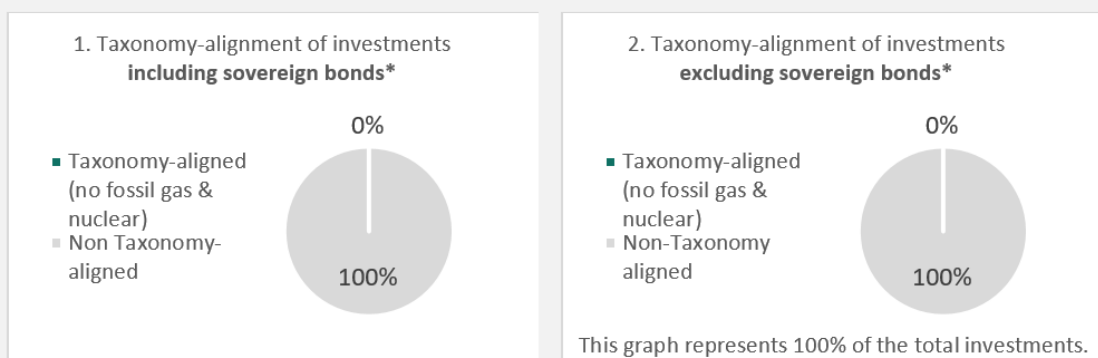
- see explanatory note in the left hand margin. The full criteria for fossil gas and nuclear energy economic activities that comply with the EU Taxonomy are laid down in Commission Delegated Regulation (EU) 2022/1214.

To comply with the EU Taxonomy, the criteria for **fossil gas** include limitations on emissions and switching to renewable power or low-carbon fuels by the end of 2035. For **nuclear energy**, the criteria include comprehensive safety and waste management rules



Enabling activities directly enable other activities to make a substantial contribution to an environmental objective. **Transitional activities** are activities for which low-carbon alternatives are not yet available and among others have greenhouse gas emission levels corresponding to the best performance.

The two graphs below show in green the minimum percentage of investments that are aligned with the EU Taxonomy. As there is no appropriate methodology to determine the Taxonomy-alignment of sovereign bonds*, the first graph shows the Taxonomy-alignment in relation to all the investments of the financial product including sovereign bonds, while the second graph shows the Taxonomy-alignment only in relation to the investments of the financial product other than sovereign bonds.



* For the purpose of these graphs, 'sovereign bonds' consist of all sovereign exposures

● **What is the minimum share of investments in transitional and enabling activities?**

Not applicable

are sustainable investments with an environmental objective that **do not take into account the criteria** for environmentally sustainable economic activities under the EU Taxonomy.

● **What is the minimum share of sustainable investments with an environmental objective that are not aligned with the EU Taxonomy?**

The minimum share of sustainable investments with an environmental objective that are not aligned with the EU Taxonomy is 1%.

The minimum share is intentionally low as the objective of the investment manager is not to prevent the product from investing in taxonomy-aligned activities within the framework of the investment strategy of the product.

The Management Company is improving its Taxonomy-alignment data collection to ensure the accuracy and suitability of its Taxonomy sustainability-related disclosures. In the meantime, the financial product will invest in sustainable investments with an environmental objective that are not aligned with the EU Taxonomy.

● **What is the minimum share of socially sustainable investments?**

The minimum share of socially sustainable investments within the financial product is 1%.

● **What investments are included under '#2 Other', what is their purpose and are there any minimum environmental or social safeguards?**

The remaining proportion of the investments may include :

- The proportion of assets that are not used to meet the environmental or social characteristics promoted by the financial product. These assets are used for investment purposes, or
- Instruments which are mainly used for liquidity, efficient portfolio management, and/or hedging purposes, notably cash, deposits and derivatives

In any case, the investment manager will ensure that those investments are made while maintaining the

improvement of the ESG profile of the financial product. In addition, those investments are made in compliance with our internal processes, including the following minimum environmental or social safeguards:

- The risk management policy. The risk management policy comprises procedures as are necessary to enable the management company to assess for each financial product it manages the exposure of that product to market, liquidity, sustainability and counterparty risks. And

- The RBC policy, where applicable, through the exclusion of companies involved in controversies due to poor practices related to human and labour rights, environment, and corruption, as well as companies operating in sensitive sectors (tobacco, coal, controversial weapons, asbestos,...), as these companies are deemed to be in violation of international norms, or to cause unacceptable harm to society and/or the environment



Is a specific index designated as a reference benchmark to determine whether this financial product is aligned with the environmental and/or social characteristics that it promotes?

Reference benchmarks are indexes to measure whether the financial product attains the environmental or social characteristics that they promote.

No reference benchmark has been designated for the purpose of attaining the environmental or social characteristics promoted by the financial product.

- **How is the reference benchmark continuously aligned with each of the environmental or social characteristics promoted by the financial product?**

Not applicable

- **How is the alignment of the investment strategy with the methodology of the index ensured on a continuous basis?**

Not applicable

- **How does the designated index differ from a relevant broad market index?**

Not applicable

- **Where can the methodology used for the calculation of the designated index be found?**

Not applicable



Where can I find more product specific information online?

More product-specific information can be found on the website: <https://www.bnpparibas-am.com/> after choosing the relevant country and directly in the section 'Sustainability-related disclosures' dedicated to the product.

Template pre-contractual disclosure for the financial products referred to in Article 8, paragraphs 1, 2 and 2a, of Regulation (EU) 2019/2088 and Article 6, first paragraph, of Regulation (EU) 2020/852

Sustainable investment means an investment in an economic activity that contributes to an environmental or social objective, provided that the investment does not significantly harm any environmental or social objective and that the investee companies follow good governance practices.

The **EU Taxonomy** is a classification system laid down in Regulation (EU) 2020/852, establishing a list of **environmentally sustainable economic activities**. That Regulation does not lay down a list of socially sustainable economic activities. Sustainable investments with an environmental objective might be aligned with the Taxonomy or not.

Product name : **BNP PARIBAS FUNDS SUSTAINABLE GLOBAL LOW VOL EQUITY**

Legal Entity Identifier : 213800LPPB7K3GLUBB31

Environmental and/or social characteristics

Does this financial product have a sustainable investment objective?	
<input checked="" type="radio"/> <input type="radio"/> Yes	<input checked="" type="radio"/> <input type="radio"/> No
<input type="checkbox"/> It will make a minimum of sustainable investments with an environmental objective: ____%	<input checked="" type="checkbox"/> It promotes Environmental/Social (E/S) characteristics and while it does not have as its objective a sustainable investment, it will have a minimum proportion of 40% of sustainable investments
<input type="checkbox"/> in economic activities that qualify as environmentally sustainable under the EU Taxonomy	<input type="checkbox"/> with an environmental objective in economic activities that qualify as environmentally sustainable under the EU Taxonomy
<input type="checkbox"/> in economic activities that do not qualify as environmentally sustainable under the EU Taxonomy	<input checked="" type="checkbox"/> with an environmental objective in economic activities that do not qualify as environmentally sustainable under the EU Taxonomy
<input type="checkbox"/> It will make a minimum of sustainable investments with a social objective: ____%	<input checked="" type="checkbox"/> with a social objective
	<input type="checkbox"/> It promotes E/S characteristics, but will not make any sustainable investments



What environmental and/or social characteristics are promoted by this financial product?

The financial product promotes environmental and social characteristics by assessing underlying investments against Environmental, Social and Governance (ESG) criteria using an internal ESG proprietary methodology, and by investing in issuers that demonstrate superior or improving environmental and social practices, while implementing robust corporate governance practices within their sector of activity.

The financial product aims to improve its ESG profile and reduce its environmental footprint, as measured by greenhouse gas emissions, compared to its investment universe.

The ESG performance of an issuer is evaluated against a combination of environmental, social and governance factors which include but not limited to:



- Environmental: energy efficiency, reduction of emissions of greenhouse gases (GHG), treatment of waste
- Social: respect of human rights and workers' rights, human resources management (workers' health and safety, diversity)
- Governance: Board of Directors independence, managers' remuneration, respect of minority shareholders rights

The exclusion criteria are applied with regard to issuers that are in violation of international norms and convention, or operate in sensitive sectors as defined by the Responsible Business Conduct Policy (RBC Policy).

Furthermore, the investment manager promotes better environmental and social outcomes through engagement with issuers and the exercise of voting rights according to the Stewardship policy, where applicable.

No reference benchmark has been designated for the purpose of attaining the environmental or social characteristics promoted by the financial product.

Sustainability indicators measure how the environmental or social characteristics promoted by the financial product are attained.

● **What sustainability indicators are used to measure the attainment of each of the environmental or social characteristics promoted by this financial product?**

The following sustainability indicators are used to measure the attainment of the environmental and social characteristics promoted by the financial product:

- The percentage of the portfolio compliant with the RBC Policy
- The percentage of the portfolio covered by the ESG analysis based on the ESG internal proprietary methodology
- The weighted average ESG score of the portfolio compared to the weighted average ESG score of its investment universe, as defined in the Prospectus
- The average carbon footprint of the portfolio compared to the average carbon footprint of its investment universe
- The percentage of the financial product's portfolio invested in 'sustainable investments' as defined in Article 2 (17) of the SFDR regulation

● **What are the objectives of the sustainable investments that the financial product partially intends to make and how does the sustainable investment contribute to such objectives?**

The objectives of the sustainable investments made by the financial product are to finance companies that contribute to environmental and/or social objectives through their products and services, as well as their sustainable practices.

The internal methodology, as defined in the main part of the Prospectus, integrates several criteria into its definition of sustainable investments that are considered to be core components to qualify a company as sustainable. These criteria are complementary to each other. In practice, a company must meet at least one of the criteria described below in order to be considered as contributing to an environmental or social objective:

1. A company with an economic activity aligned with the EU Taxonomy objectives. A company can be qualified as sustainable investment in case it has more than 20% of its revenues aligned with the EU Taxonomy. A company qualifying as sustainable investment through this criteria can for example contribute to the following environmental objectives: sustainable forestry, environmental restoration, sustainable manufacturing, renewable energy, water supply, sewerage, waste management and remediation, sustainable transportation, sustainable buildings, sustainable information and technology, scientific research for sustainable development;
2. A company with an economic activity contributing to one or more United Nations Sustainable Development goals (UN SDG) targets. A company can be qualified as sustainable investment in case it has more than 20% of its revenues aligned with the SDGs and less than 20% of its revenues misaligned with the UN SDGs. A company qualifying as sustainable investment through this criteria can for example contribute to the following objectives:

a. Environmental: sustainable agriculture, sustainable management of water and sanitation, sustainable and modern energy, sustainable economic growth, sustainable infrastructure, sustainable cities, sustainable consumption and production patterns, fight against climate change, conservation and sustainable use of oceans, seas and marine resources, protection, restoration and sustainable use of terrestrial ecosystems, sustainable management of forests, fight against desertification, land degradation and biodiversity loss;

b. Social: no poverty, zero hunger, food security, healthy lives and well-being at all ages, inclusive and equitable quality education and lifelong learning opportunities, gender equality, women and girls empowerment, availability of water and sanitation, access to affordable, reliable and modern energy, inclusive and sustainable economic growth, full and productive employment and decent work, resilient infrastructure, inclusive and sustainable industrialization, reduced inequality, inclusive, safe and resilient cities and human settlements, peaceful and inclusive societies, access to justice and effective, accountable and inclusive institutions, global partnership for sustainable development.

3. A company operating in a high GHG emission sector that is transitioning its business model to align with the objective of maintaining the global temperature rise below 1.5°C. A company qualifying as sustainable investment through this criteria can for example contribute to the following environmental objectives: GHG emissions reduction, fight against climate change;

4. A company with best-in-class environmental or social practices compared to its peers within the relevant sector and geographical region. The E or S best performer assessment is based on the BNPP AM ESG scoring methodology. The methodology scores companies and assesses them against a peer group comprising companies in comparable sectors and geographical regions. A company with a contribution score above 10 on the Environmental or Social pillar qualifies as best performer. A company qualifying as sustainable investment through this criteria can for example contribute to the following objectives:

a. Environmental: fight against climate change, environmental risk management, sustainable management of natural resources, waste management, water management, GHG emissions reduction, renewable energy, sustainable agriculture, green infrastructure;

b. Social: health and safety, human capital management, good external stakeholder management (supply chain, contractors, data), business ethics preparedness, good corporate governance.

Green bonds, social bonds and sustainability bonds issued to support specific environmental and/or social projects are also qualified as sustainable investments provided that these debt securities receive an investment recommendation 'POSITIVE' or 'NEUTRAL' from the Sustainability Center following the issuer and underlying project assessment based on a proprietary Green/Social/Sustainability Bond Assessment methodology.

Companies identified as a sustainable investment should not significantly harm any other environmental or social objectives (the Do No Significant Harm 'DNSH' principle) and should follow good governance practices. BNP Paribas Asset Management (BNPP AM) uses its proprietary methodology to assess all companies against these requirements.

More information on the internal methodology can be found on the website of the investment manager: <https://docfinder.bnpparibas-am.com/api/files/14787511-CB33-49FC-B9B5-7E934948BE63>

● **How do the sustainable investments that the financial product partially intends to make, not cause significant harm to any environmental or social sustainable investment objective?**

Sustainable investments that the product partially intends to make should not significantly harm any environmental or social objective (DNSH Principle). In this respect, the investment manager commits to consider principal adverse impacts on sustainability factors by taking into account indicators for adverse impacts as defined in SFDR, and to not invest in companies that do not meet their fundamental obligations in line with the OECD Guidelines and the UN Guiding Principles on Business and Human Rights.

Principal adverse impacts are the most significant negative impacts of investment decisions on sustainability factors relating to environmental, social and employee matters, respect for human rights, anti-corruption and anti-bribery matters.

How have the indicators for adverse impacts on sustainability factors been taken into account?

The investment manager ensures that throughout its investment process, the financial product takes into account all the adverse impact indicators that are relevant to its investment strategy to select the sustainable investments that the financial product partially intends to make by systematically implementing the sustainable investment pillars defined in the BNP Paribas Asset Management Global Sustainability Strategy (GSS) into its investment process : RBC policy, ESG integration guidelines, Stewardship, the forward-looking vision the '3Es' (Energy transition, Environmental sustainability, Equality & Inclusive Growth).

The RBC policy establishes a common framework across investments and economic activities that help identify industries and behaviours presenting a high risk of adverse impacts in violation of international norms. As part of the RBC Policy, sector policies provide a tailored approach to identify and prioritize principal adverse impacts based on the nature of the economic activity, and in many cases, the geography in which these economic activities take place.

The ESG Integration Guidelines includes a series of commitments, which are material to consideration of principal adverse sustainability impacts, and guides the internal ESG integration process. The proprietary ESG scoring framework includes an assessment of a number of adverse sustainability impacts caused by companies in which we invest. Outcome of this assessment may impact the valuation models as well as the portfolio construction depending on the severity and materiality of adverse impacts identified.

Thus, the Investment Manager considers principal adverse sustainability impacts throughout the investment process through the use of the internal ESG scores and construction of the portfolio with an improved ESG profile compared to its investment universe.

The Forward-looking perspective defines a set of objectives and developed performance indicators to measure how the researches, portfolios and commitments are aligned on three issues, the '3Es' (Energy transition, Environmental sustainability, Equality & inclusive growth) and thus support investment processes.

Furthermore, the Stewardship team regularly identifies adverse impacts through ongoing research, collaboration with other long-term investors, and dialogue with NGOs and other experts.

As regards the sustainable investments that the financial product intends to make, the following principal adverse sustainability impacts are taken into account:

Corporate mandatory indicators:

1. GreenHouse Gas (GHG) Emissions
2. Carbon footprint
3. GHG intensity of investee companies
4. Exposure to companies active in the fossil fuel sector
5. Share of non-renewable energy consumption and production
6. Energy consumption intensity per high impact climate sector
7. Activities negatively affecting biodiversity sensitive areas
8. Emissions to water
9. Hazardous waste ratio
10. Violations of UN Global Compact principles and Organisation for Economic Cooperation and Development (OECD) Guidelines for Multinational Enterprises
11. Lack of processes and compliance mechanisms to monitor compliance with UN Global Compact principles and OECD Guidelines for Multinational Enterprises
12. Unadjusted gender pay gap
13. Board gender diversity
14. Exposure to controversial weapons (anti-personnel mines, cluster munitions, chemical weapons and biological weapons)

Corporate voluntary indicators:

Environment

4. Investments in companies without carbon emission reduction initiatives

Social

4. Lack of a supplier code of conduct

9. Lack of a human rights policy

Sovereign mandatory indicator:

15. GHG intensity

16. Investee countries subject to social violations

More detailed information on the manner in which principal adverse impacts on sustainability factors are considered can be found in the BNP PARIBAS ASSET MANAGEMENT SFDR disclosure statement:

<https://docfinder.bnpparibas-am.com/api/files/874ADAE2-3EE7-4AD4-B0ED-84FC06E090BF>

In addition, information on how the principal adverse impacts on sustainability factors have been considered over the year will be available in the annual report of the financial product.

How are the sustainable investments aligned with the OECD Guidelines for Multinational Enterprises and the UN Guiding Principles on Business and Human Rights?

The investment universe of the financial product is periodically screened with a view to identify issuers that are potentially in violation or at risk of violation of the UN Global Compact Principles, OECD Guidelines for Multinational Enterprises and UN Guiding Principles on Business & Human Rights, including the principles and rights set out in the eight fundamental conventions identified in the Declaration of the International Labour Organisation on Fundamental Principles and Rights at Work and the International Bill of Human Rights. This assessment is conducted within the BNPP AM Sustainability Centre on the basis of internal analysis and information provided by external experts, and in consultation with BNP Paribas Group CSR Team. If an issuer is found to be in serious and repeated violations of any of the principles, it will be placed on an 'exclusion list' and will not be available for investment. Existing investments should be divested from the portfolio according to an internal procedure. If an issuer is at risk of violating any of the principles, it is placed on a 'watch list' monitored, as appropriate.

The EU Taxonomy sets out a 'do not significant harm' principle by which Taxonomy-aligned investments should not significantly harm EU Taxonomy objectives and is accompanied by specific EU criteria.

The 'do no significant harm' principle applies only to those investments underlying the financial product that take into account the EU criteria for environmentally sustainable economic activities. The investments underlying the remaining portion of this financial product do not take into account the EU criteria for environmentally sustainable economic activities.

Any other sustainable investments must also not significantly harm any environmental or social objectives.



Does this financial product consider principal adverse impacts on sustainability factors?

Yes

The product considers principal adverse impacts on sustainability factors by systematically implementing the sustainable investment pillars defined in the GSS into its investment process. These pillars are covered by firm-wide policies that set criteria to identify, consider and prioritise as well as address or mitigate adverse sustainability impacts caused by issuers.

The RBC policy establishes a common framework across investments and economic activities that help identify industries and behaviours presenting a high risk of adverse impacts in violation of international norms. As part of the RBC Policy, sector policies provide a tailored approach to identify and prioritize principal adverse impacts based on the nature of the economic activity, and in many cases, the geography in which these economic activities take place.

The ESG Integration Guidelines includes a series of commitments, which are material to consideration of principal adverse sustainability impacts, and guides the internal ESG integration process. The proprietary ESG scoring framework includes an assessment of a number of adverse sustainability impacts caused by companies in which we invest. Outcome of this assessment may impact the valuation models as well as the portfolio construction depending on the severity and materiality of adverse impacts identified.

Thus, the Investment Manager considers principal adverse sustainability impacts throughout the investment process through the use of the internal ESG scores and construction of the portfolio with an improved ESG profile compared to its investment universe.

The Forward-looking perspective defines a set of objectives and developed performance indicators to measure how the researches, portfolios and commitments are aligned on three issues, the '3Es' (Energy transition, Environmental sustainability, Equality & inclusive growth) and thus support investment processes.

Furthermore, the Stewardship team regularly identifies adverse impacts through ongoing research, collaboration with other long-term investors, and dialogue with NGOs and other experts.

Actions to address or mitigate principal adverse sustainability impacts depend on the severity and materiality of these impacts. These actions are guided by the RBC Policy, ESG Integration Guidelines, and Engagement and Voting Policy which include the following provisions :

- Exclusion of issuers that are in violation of international norms and conventions and issuers that are involved in activities presenting an unacceptable risk to society and/or the environment
- Engagement with issuers with the aim of encouraging them to improve their environmental, social and governance practices and, thus, mitigate potential adverse impacts
- In case of equity holdings, voting at Annual General Meetings of companies the portfolio is invested in to promote good governance and advance environmental and social issues
- Ensuring all securities included in the portfolio have supportive ESG research
- Managing portfolios so that their aggregate ESG score is better than the relevant benchmark or universe

Based on the above approach, and depending on the composition of the financial product's portfolio (i.e. the type of issuer), the financial product considers and addresses or mitigates the following principal adverse sustainability impacts:

Corporate mandatory indicators:

1. GreenHouse Gas (GHG) Emissions
2. Carbon footprint
3. GHG intensity of investee companies
4. Exposure to companies active in the fossil fuel sector
5. Share of non-renewable energy consumption and production
6. Energy consumption intensity per high impact climate sector



7. Activities negatively affecting biodiversity sensitive areas
8. Emissions to water
9. Hazardous waste ratio
10. Violations of UN Global Compact principles and Organisation for Economic Cooperation and Development (OECD) Guidelines for Multinational Enterprises
11. Lack of processes and compliance mechanisms to monitor compliance with UN Global Compact principles and OECD Guidelines for Multinational Enterprises
12. Unadjusted gender pay gap
13. Board gender diversity
14. Exposure to controversial weapons (anti-personnel mines, cluster munitions, chemical weapons and biological weapons)

Corporate voluntary indicators:

Environment

4. Investments in companies without carbon emission reduction initiatives

Social

4. Lack of a supplier code of conduct
9. Lack of a human rights policy

Sovereign mandatory indicator:

15. GHG intensity
16. Investee countries subject to social violations

More detailed information on the manner in which principal adverse impacts on sustainability factors are considered can be found in the BNP PARIBAS ASSET MANAGEMENT SFDR disclosure statement: <https://docfinder.bnpparibas-am.com/api/files/874ADAE2-3EE7-4AD4-BOED-84FC06E090BF>
In addition, information on how the principal adverse impacts on sustainability factors have been considered over the year will be available in the annual report of the financial product.

No



What investment strategy does this financial product follow?

To achieve the investment objective of the financial product, the investment manager takes into account at each step of its investment process the Environmental, Social and Governance (ESG) criteria that the financial product promotes.

The investment universe of the financial product is thoroughly screened with a view to identify issuers that are in violation of the UN Global Compact Principles, OECD Guidelines for Multinational Enterprises and UN Guiding Principles on Business & Human Rights. Issuers failing to meet their fundamental obligations in the areas of human and labour rights, environment and corruption are excluded from the investment universe. The in-house sector policies relating to companies operating in sensitive areas (controversial weapons, asbestos, mining, palm oil, etc.) are implemented in order to identify and exclude companies with the worst practices.

Then the Investment Manager integrates ESG ratings and criteria into the assessment of issuers. ESG ratings are built by BNP Paribas Asset Management's Sustainability Centre using a proprietary ESG methodology.

The investment manager constantly integrates the binding elements of the investment strategy described in the question below to construct an investment portfolio with a significantly improved ESG profile compared to its investment universe.

In addition, the Investment Manager relies on the internal sustainable investment methodology, as defined in the answer to the question What are the objectives of the sustainable investments that the financial product partially intends to make and how does the sustainable investments contribute to such objectives, to determine issuers that contribute to environmental and/or social objectives.

An extra-financial strategy may comprise methodological limitations such as the ESG Investment Risk as defined by the investment manager.

The elements of the investment strategy to attain the environmental or social characteristics promoted by this financial product as described below are systematically integrated throughout the investment process.

The investment strategy guides investment decisions based on factors such as investment objectives and risk tolerance.



● **What are the binding elements of the investment strategy used to select the investments to attain each of the environmental or social characteristics promoted by this financial product?**

- The financial product shall comply with the RBC Policy by excluding companies involved in controversies due to poor practices related to human and labor rights, environment, and corruption, as well as companies operating in sensitive sectors (tobacco, coal, controversial weapons, asbestos,...), as these companies are deemed to be in violation of international norms, or to cause unacceptable harm to society and/or the environment

More information on the RBC Policy, and in particular criteria relating to sectoral exclusions, can be found on the website of the investment manager: Sustainability documents - BNPP AM Corporate English (<https://www.bnpparibas-am.com/sustainability-documents/>)

- The financial product shall have at least 90% of its assets (excluding ancillary liquid assets) covered by the ESG analysis based on the ESG internal proprietary methodology

- The financial product shall have the weighted average carbon footprint of its portfolio at least 50% lower than the weighted average carbon footprint of its investment universe

- The financial product shall invest at least 40% of its assets in 'sustainable investments' as defined in Article 2 (17) of the SFDR regulation. Criteria to qualify an investment as 'sustainable investment' are indicated in the above question 'What are the objectives of the sustainable investments that the financial product partially intends to make and does the sustainable investments contribute to such objectives' and the quantitative and qualitative thresholds are mentioned in the main part of the Prospectus

● **What is the committed minimum rate to reduce the scope of the investments considered prior to the application of that investment strategy?**

The financial product does not commit to a reduction of the scope of investments prior to the application of its investment strategy.

● **What is the policy to assess good governance practices of the investee companies?**

The ESG scoring framework assesses corporate governance through a core set of standard key performance indicators for all sectors supplemented by sector specific metrics. The governance metrics and indicators to assess good governance practices such as sound management structures, employee relations, remuneration of staff and tax compliance include but are not limited to:

- Separation of power (e.g. Split CEO/Chair)
- Board diversity
- Executive pay (remuneration policy)
- Board Independence, and key committees independence
- Accountability of directors
- Financial expertise of the Audit Committee
- Respect of shareholders rights and absence of antitakeover devices
- The presence of appropriate policies (i.e. Bribery and corruption, whistleblower)
- Tax disclosure
- An assessment of prior negative incidents relating to governance

The ESG analysis goes beyond the framework to look at a more qualitative assessment of how the insights from our ESG model are reflected in the culture and operations of investee companies. In some cases, the ESG analysts will conduct due diligence meetings to better understand the company's approach to corporate governance.

Good governance practices include sound management structures, employee relations, remuneration of staff and tax compliance.



What is the asset allocation planned for this financial product?

At least 80% of the investments of the financial product will be used to meet the environmental or social characteristics promoted, in accordance with the binding elements of the investment strategy of the financial product.

For the avoidance of doubt, such a proportion is solely a minimum and the exact percentage of the investments of

the financial product that attained the promoted environmental or social characteristics will be available in the annual report.

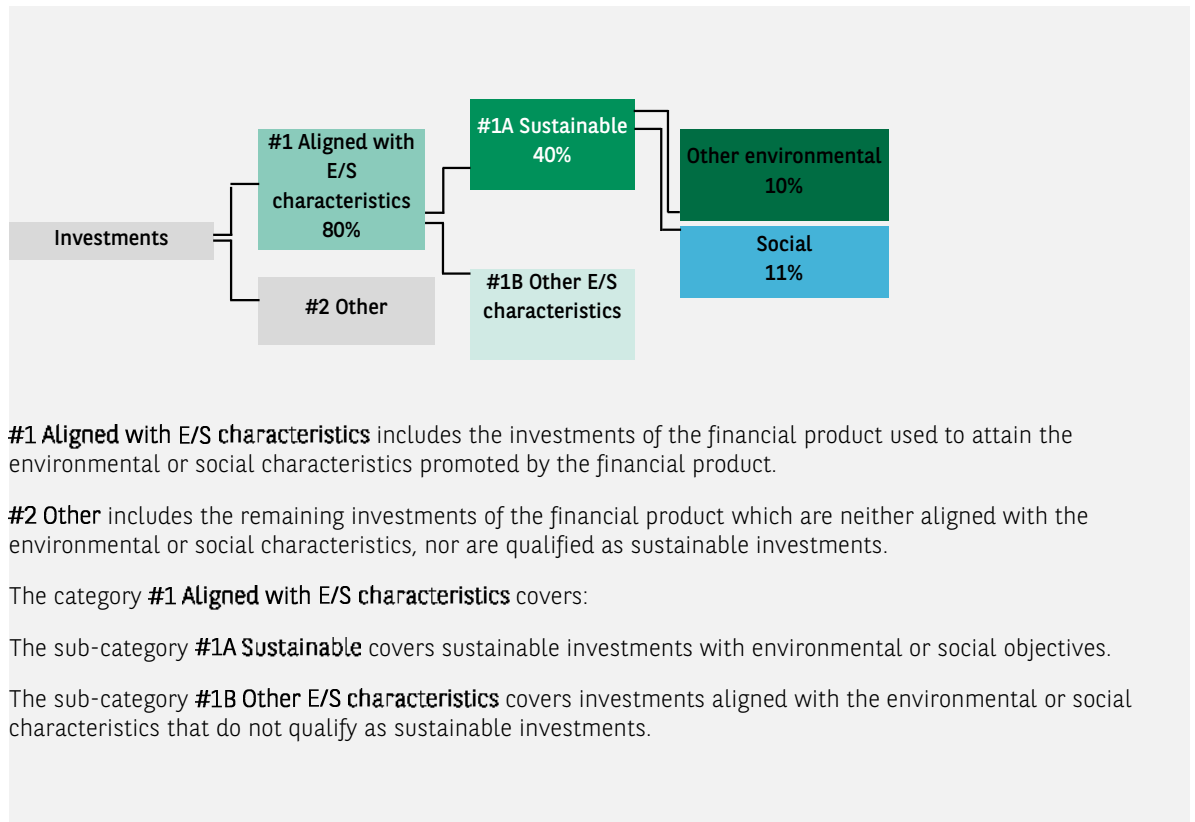
The minimum proportion of sustainable investments of the financial product is 40%.

The remaining proportion of the investments is mainly used as described under the question: "What investments are included under "#2 Other", what is their purpose and are there any minimum environmental or social safeguards?"

Asset allocation describes the share of investments in specific assets.

Taxonomy-aligned activities are expressed as a share of:

- **turnover** reflecting the share of revenue from green activities of investee companies.
- **capital expenditure** (CapEx) showing the green investments made by investee companies, e.g. for a transition to a green economy.
- **operational expenditure** (OpEx) reflecting green operational activities of investee companies.



#1 Aligned with E/S characteristics includes the investments of the financial product used to attain the environmental or social characteristics promoted by the financial product.

#2 Other includes the remaining investments of the financial product which are neither aligned with the environmental or social characteristics, nor are qualified as sustainable investments.

The category **#1 Aligned with E/S characteristics** covers:

The sub-category **#1A Sustainable** covers sustainable investments with environmental or social objectives.

The sub-category **#1B Other E/S characteristics** covers investments aligned with the environmental or social characteristics that do not qualify as sustainable investments.

● **How does the use of derivatives attain the environmental or social characteristics promoted by the financial product?**

Financial derivative instruments may be used for efficient portfolio management, hedging and/or investment purposes, if applicable. These instruments are not used to attain the environmental or social characteristics promoted by the product.



To what minimum extent are sustainable investments with an environmental objective aligned with the EU Taxonomy?

Not applicable

● **Does the financial product invest in fossil gas and/or nuclear energy related activities that comply with the EU Taxonomy¹ ?**

Yes

In fossil gas In Nuclear Energy

No

¹ - Fossil gas and/or nuclear related activities will only comply with the EU Taxonomy where they contribute to limiting climate change ("climate change mitigation") and do not significantly harm any EU Taxonomy objective - see explanatory note in the left hand margin. The full criteria for fossil gas and nuclear energy economic activities that comply with the EU Taxonomy are laid down in Commission Delegated Regulation (EU) 2022/1214.

Enabling activities directly enable other activities to make a substantial contribution to an environmental objective. **Transitional activities** are activities for which low-carbon alternatives are not yet available and among others have greenhouse gas emission levels corresponding to the best performance.

The two graphs below show in green the minimum percentage of investments that are aligned with the EU Taxonomy. As there is no appropriate methodology to determine the Taxonomy-alignment of sovereign bonds*, the first graph shows the Taxonomy-alignment in relation to all the investments of the financial product including sovereign bonds, while the second graph shows the Taxonomy-alignment only in relation to the investments of the financial product other than sovereign bonds.



* For the purpose of these graphs, 'sovereign bonds' consist of all sovereign exposures

● **What is the minimum share of investments in transitional and enabling activities?**

Not applicable

are sustainable investments with an environmental objective that **do not take into account the criteria** for environmentally sustainable economic activities under the EU Taxonomy.

● **What is the minimum share of sustainable investments with an environmental objective that are not aligned with the EU Taxonomy?**

The minimum share of sustainable investments with an environmental objective that are not aligned with the EU Taxonomy is 10%.

The minimum share is intentionally low as the objective of the investment manager is not to prevent the product from investing in taxonomy-aligned activities within the framework of the investment strategy of the product.

The Management Company is improving its Taxonomy-alignment data collection to ensure the accuracy and suitability of its Taxonomy sustainability-related disclosures. In the meantime, the financial product will invest in sustainable investments with an environmental objective that are not aligned with the EU Taxonomy.

● **What is the minimum share of socially sustainable investments?**

The minimum share of socially sustainable investments within the financial product is 11%.

● **What investments are included under '#2 Other', what is their purpose and are there any minimum environmental or social safeguards?**

The remaining proportion of the investments may include :

- The proportion of assets that are not used to meet the environmental or social characteristics promoted by the financial product. These assets are used for investment purposes, or
- Instruments which are mainly used for liquidity, efficient portfolio management, and/or hedging purposes, notably cash, deposits and derivatives

In any case, the investment manager will ensure that those investments are made while maintaining the

improvement of the ESG profile of the financial product. In addition, those investments are made in compliance with our internal processes, including the following minimum environmental or social safeguards:

- The risk management policy. The risk management policy comprises procedures as are necessary to enable the management company to assess for each financial product it manages the exposure of that product to market, liquidity, sustainability and counterparty risks. And

- The RBC policy, where applicable, through the exclusion of companies involved in controversies due to poor practices related to human and labour rights, environment, and corruption, as well as companies operating in sensitive sectors (tobacco, coal, controversial weapons, asbestos,...), as these companies are deemed to be in violation of international norms, or to cause unacceptable harm to society and/or the environment



Is a specific index designated as a reference benchmark to determine whether this financial product is aligned with the environmental and/or social characteristics that it promotes?

Reference benchmarks are indexes to measure whether the financial product attains the environmental or social characteristics that they promote.

No reference benchmark has been designated for the purpose of attaining the environmental or social characteristics promoted by the financial product.

- **How is the reference benchmark continuously aligned with each of the environmental or social characteristics promoted by the financial product?**

Not applicable

- **How is the alignment of the investment strategy with the methodology of the index ensured on a continuous basis?**

Not applicable

- **How does the designated index differ from a relevant broad market index?**

Not applicable

- **Where can the methodology used for the calculation of the designated index be found?**

Not applicable



Where can I find more product specific information online?

More product-specific information can be found on the website: <https://www.bnpparibas-am.com/> after choosing the relevant country and directly in the section 'Sustainability-related disclosures' dedicated to the product.

Template pre-contractual disclosure for the financial products referred to in Article 8, paragraphs 1, 2 and 2a, of Regulation (EU) 2019/2088 and Article 6, first paragraph, of Regulation (EU) 2020/852

Sustainable investment means an investment in an economic activity that contributes to an environmental or social objective, provided that the investment does not significantly harm any environmental or social objective and that the investee companies follow good governance practices.

The **EU Taxonomy** is a classification system laid down in Regulation (EU) 2020/852, establishing a list of **environmentally sustainable economic activities**. That Regulation does not lay down a list of socially sustainable economic activities. Sustainable investments with an environmental objective might be aligned with the Taxonomy or not.

Product name : **BNP PARIBAS FUNDS SUSTAINABLE GLOBAL MULTI-FACTOR CORPORATE BOND**

Legal Entity Identifier : 213800YL78JBVLCMIJ38

Environmental and/or social characteristics

Does this financial product have a sustainable investment objective?	
<input checked="" type="radio"/> <input type="radio"/> Yes	<input checked="" type="radio"/> <input type="radio"/> No
<input type="checkbox"/> It will make a minimum of sustainable investments with an environmental objective: ____% <input type="checkbox"/> in economic activities that qualify as environmentally sustainable under the EU Taxonomy <input type="checkbox"/> in economic activities that do not qualify as environmentally sustainable under the EU Taxonomy <input type="checkbox"/> It will make a minimum of sustainable investments with a social objective: ____%	<input checked="" type="checkbox"/> It promotes Environmental/Social (E/S) characteristics and while it does not have as its objective a sustainable investment, it will have a minimum proportion of 36% of sustainable investments <input type="checkbox"/> with an environmental objective in economic activities that qualify as environmentally sustainable under the EU Taxonomy <input checked="" type="checkbox"/> with an environmental objective in economic activities that do not qualify as environmentally sustainable under the EU Taxonomy <input checked="" type="checkbox"/> with a social objective <input type="checkbox"/> It promotes E/S characteristics, but will not make any sustainable investments



What environmental and/or social characteristics are promoted by this financial product?

The financial product promotes environmental and social characteristics by assessing underlying investments against Environmental, Social and Governance (ESG) criteria using an internal ESG proprietary methodology, and by investing in issuers that demonstrate superior or improving environmental and social practices, while implementing robust corporate governance practices within their sector of activity.

The financial product aims to improve its ESG profile and reduce its environmental footprint, as measured by greenhouse gas emissions, compared to its investment universe.

The ESG performance of an issuer is evaluated against a combination of environmental, social and governance factors which include but not limited to:

- Environmental: energy efficiency, reduction of emissions of greenhouse gases (GHG), treatment of waste
- Social: respect of human rights and workers' rights, human resources management (workers' health and safety, diversity)
- Governance: Board of Directors independence, managers' remuneration, respect of minority shareholders rights

The exclusion criteria are applied with regard to issuers that are in violation of international norms and convention, or operate in sensitive sectors as defined by the Responsible Business Conduct Policy (RBC Policy).

Furthermore, the investment manager promotes better environmental and social outcomes through engagement with issuers and the exercise of voting rights according to the Stewardship policy, where applicable.

No reference benchmark has been designated for the purpose of attaining the environmental or social characteristics promoted by the financial product.

Sustainability indicators measure how the environmental or social characteristics promoted by the financial product are attained.

● **What sustainability indicators are used to measure the attainment of each of the environmental or social characteristics promoted by this financial product?**

The following sustainability indicators are used to measure the attainment of the environmental and social characteristics promoted by the financial product:

- The percentage of the portfolio compliant with the RBC Policy
- The percentage of the portfolio covered by the ESG analysis based on the ESG internal proprietary methodology
- The weighted average ESG score of the portfolio compared to the weighted average ESG score of its investment universe, as defined in the Prospectus
- The average carbon footprint of the portfolio compared to the average carbon footprint of its investment universe
- The percentage of the financial product's portfolio invested in 'sustainable investments' as defined in Article 2 (17) of the SFDR regulation

● **What are the objectives of the sustainable investments that the financial product partially intends to make and how does the sustainable investment contribute to such objectives?**

The objectives of the sustainable investments made by the financial product are to finance companies that contribute to environmental and/or social objectives through their products and services, as well as their sustainable practices.

The internal methodology, as defined in the main part of the Prospectus, integrates several criteria into its definition of sustainable investments that are considered to be core components to qualify a company as sustainable. These criteria are complementary to each other. In practice, a company must meet at least one of the criteria described below in order to be considered as contributing to an environmental or social objective:

1. A company with an economic activity aligned with the EU Taxonomy objectives. A company can be qualified as sustainable investment in case it has more than 20% of its revenues aligned with the EU Taxonomy. A company qualifying as sustainable investment through this criteria can for example contribute to the following environmental objectives: sustainable forestry, environmental restoration, sustainable manufacturing, renewable energy, water supply, sewerage, waste management and remediation, sustainable transportation, sustainable buildings, sustainable information and technology, scientific research for sustainable development;
2. A company with an economic activity contributing to one or more United Nations Sustainable Development goals (UN SDG) targets. A company can be qualified as sustainable investment in case it has more than 20% of its revenues aligned with the SDGs and less than 20% of its revenues misaligned with the UN SDGs. A company qualifying as sustainable investment through this criteria can for example contribute to the following objectives:

a. Environmental: sustainable agriculture, sustainable management of water and sanitation, sustainable and modern energy, sustainable economic growth, sustainable infrastructure, sustainable cities, sustainable consumption and production patterns, fight against climate change, conservation and sustainable use of oceans, seas and marine resources, protection, restoration and sustainable use of terrestrial ecosystems, sustainable management of forests, fight against desertification, land degradation and biodiversity loss;

b. Social: no poverty, zero hunger, food security, healthy lives and well-being at all ages, inclusive and equitable quality education and lifelong learning opportunities, gender equality, women and girls empowerment, availability of water and sanitation, access to affordable, reliable and modern energy, inclusive and sustainable economic growth, full and productive employment and decent work, resilient infrastructure, inclusive and sustainable industrialization, reduced inequality, inclusive, safe and resilient cities and human settlements, peaceful and inclusive societies, access to justice and effective, accountable and inclusive institutions, global partnership for sustainable development.

3. A company operating in a high GHG emission sector that is transitioning its business model to align with the objective of maintaining the global temperature rise below 1.5°C. A company qualifying as sustainable investment through this criteria can for example contribute to the following environmental objectives: GHG emissions reduction, fight against climate change;

4. A company with best-in-class environmental or social practices compared to its peers within the relevant sector and geographical region. The E or S best performer assessment is based on the BNPP AM ESG scoring methodology. The methodology scores companies and assesses them against a peer group comprising companies in comparable sectors and geographical regions. A company with a contribution score above 10 on the Environmental or Social pillar qualifies as best performer. A company qualifying as sustainable investment through this criteria can for example contribute to the following objectives:

a. Environmental: fight against climate change, environmental risk management, sustainable management of natural resources, waste management, water management, GHG emissions reduction, renewable energy, sustainable agriculture, green infrastructure;

b. Social: health and safety, human capital management, good external stakeholder management (supply chain, contractors, data), business ethics preparedness, good corporate governance.

Green bonds, social bonds and sustainability bonds issued to support specific environmental and/or social projects are also qualified as sustainable investments provided that these debt securities receive an investment recommendation 'POSITIVE' or 'NEUTRAL' from the Sustainability Center following the issuer and underlying project assessment based on a proprietary Green/Social/Sustainability Bond Assessment methodology.

Companies identified as a sustainable investment should not significantly harm any other environmental or social objectives (the Do No Significant Harm 'DNSH' principle) and should follow good governance practices. BNP Paribas Asset Management (BNPP AM) uses its proprietary methodology to assess all companies against these requirements.

More information on the internal methodology can be found on the website of the investment manager: <https://docfinder.bnpparibas-am.com/api/files/14787511-CB33-49FC-B9B5-7E934948BE63>

● **How do the sustainable investments that the financial product partially intends to make, not cause significant harm to any environmental or social sustainable investment objective?**

Sustainable investments that the product partially intends to make should not significantly harm any environmental or social objective (DNSH Principle). In this respect, the investment manager commits to consider principal adverse impacts on sustainability factors by taking into account indicators for adverse impacts as defined in SFDR, and to not invest in companies that do not meet their fundamental obligations in line with the OECD Guidelines and the UN Guiding Principles on Business and Human Rights.

Principal adverse impacts are the most significant negative impacts of investment decisions on sustainability factors relating to environmental, social and employee matters, respect for human rights, anti-corruption and anti-bribery

How have the indicators for adverse impacts on sustainability factors been taken into account?

The investment manager ensures that throughout its investment process, the financial product takes into all the account principal all the adverse impact indicators that are relevant to its investment strategy to select the sustainable investments that the financial product partially intends to make by systematically implementing the sustainable investment pillars defined in the BNP Paribas Asset Management Global Sustainability Strategy (GSS) into its investment process : RBC policy, ESG integration guidelines, Stewardship, the forward-looking vision the '3Es' (Energy transition, Environmental sustainability, Equality & Inclusive Growth).

The RBC policy establishes a common framework across investments and economic activities that help identify industries and behaviours presenting a high risk of adverse impacts in violation of international norms. As part of the RBC Policy, sector policies provide a tailored approach to identify and prioritize principal adverse impacts based on the nature of the economic activity, and in many cases, the geography in which these economic activities take place.

The ESG Integration Guidelines includes a series of commitments, which are material to consideration of principal adverse sustainability impacts, and guides the internal ESG integration process. The proprietary ESG scoring framework includes an assessment of a number of adverse sustainability impacts caused by companies in which we invest. Outcome of this assessment may impact the valuation models as well as the portfolio construction depending on the severity and materiality of adverse impacts identified.

Thus, the Investment Manager considers principal adverse sustainability impacts throughout the investment process through the use of the internal ESG scores and construction of the portfolio with an improved ESG profile compared to its investment universe.

The Forward-looking perspective defines a set of objectives and developed performance indicators to measure how the researches, portfolios and commitments are aligned on three issues, the '3Es' (Energy transition, Environmental sustainability, Equality & inclusive growth) and thus support investment processes.

Furthermore, the Stewardship team regularly identifies adverse impacts through ongoing research, collaboration with other long-term investors, and dialogue with NGOs and other experts.

As regards the sustainable investments that the financial product intends to make, the following principal adverse sustainability impacts are taken into account:

Corporate mandatory indicators:

1. GreenHouse Gas (GHG) Emissions
2. Carbon footprint
3. GHG intensity of investee companies
4. Exposure to companies active in the fossil fuel sector
5. Share of non-renewable energy consumption and production
6. Energy consumption intensity per high impact climate sector
7. Activities negatively affecting biodiversity sensitive areas
8. Emissions to water
9. Hazardous waste ratio
10. Violations of UN Global Compact principles and Organisation for Economic Cooperation and Development (OECD) Guidelines for Multinational Enterprises
11. Lack of processes and compliance mechanisms to monitor compliance with UN Global Compact principles and OECD Guidelines for Multinational Enterprises
12. Unadjusted gender pay gap
13. Board gender diversity
14. Exposure to controversial weapons (anti-personnel mines, cluster munitions, chemical weapons and biological weapons)

Corporate voluntary indicators:

Environment



4. Investments in companies without carbon emission reduction initiatives

Social

4. Lack of a supplier code of conduct

9. Lack of a human rights policy

Sovereign mandatory indicator:

15. GHG intensity

16. Investee countries subject to social violations

More detailed information on the manner in which principal adverse impacts on sustainability factors are considered can be found in the BNP PARIBAS ASSET MANAGEMENT SFDR disclosure statement:

<https://docfinder.bnpparibas-am.com/api/files/874ADAE2-3EE7-4AD4-B0ED-84FC06E090BF>

In addition, information on how the principal adverse impacts on sustainability factors have been considered over the year will be available in the annual report of the financial product.

How are the sustainable investments aligned with the OECD Guidelines for Multinational Enterprises and the UN Guiding Principles on Business and Human Rights?

The investment universe of the financial product is periodically screened with a view to identify issuers that are potentially in violation or at risk of violation of the UN Global Compact Principles, OECD Guidelines for Multinational Enterprises and UN Guiding Principles on Business & Human Rights, including the principles and rights set out in the eight fundamental conventions identified in the Declaration of the International Labour Organisation on Fundamental Principles and Rights at Work and the International Bill of Human Rights. This assessment is conducted within the BNPP AM Sustainability Centre on the basis of internal analysis and information provided by external experts, and in consultation with BNP Paribas Group CSR Team. If an issuer is found to be in serious and repeated violations of any of the principles, it will be placed on an 'exclusion list' and will not be available for investment. Existing investments should be divested from the portfolio according to an internal procedure. If an issuer is at risk of violating any of the principles, it is placed on a 'watch list' monitored, as appropriate.

The EU Taxonomy sets out a 'do not significant harm' principle by which Taxonomy-aligned investments should not significantly harm EU Taxonomy objectives and is accompanied by specific EU criteria.

The 'do no significant harm' principle applies only to those investments underlying the financial product that take into account the EU criteria for environmentally sustainable economic activities. The investments underlying the remaining portion of this financial product do not take into account the EU criteria for environmentally sustainable economic activities.

Any other sustainable investments must also not significantly harm any environmental or social objectives.



Does this financial product consider principal adverse impacts on sustainability factors?

Yes

The product considers principal adverse impacts on sustainability factors by systematically implementing the sustainable investment pillars defined in the GSS into its investment process. These pillars are covered by firm-wide policies that set criteria to identify, consider and prioritise as well as address or mitigate adverse sustainability impacts caused by issuers.

The RBC policy establishes a common framework across investments and economic activities that help identify industries and behaviours presenting a high risk of adverse impacts in violation of international norms. As part of the RBC Policy, sector policies provide a tailored approach to identify and prioritize principal adverse impacts based on the nature of the economic activity, and in many cases, the geography in which these economic activities take place.

The ESG Integration Guidelines includes a series of commitments, which are material to consideration of principal adverse sustainability impacts, and guides the internal ESG integration process. The proprietary ESG scoring framework includes an assessment of a number of adverse sustainability impacts caused by companies in which we invest. Outcome of this assessment may impact the valuation models as well as the portfolio construction depending on the severity and materiality of adverse impacts identified.

Thus, the Investment Manager considers principal adverse sustainability impacts throughout the investment process through the use of the internal ESG scores and construction of the portfolio with an improved ESG profile compared to its investment universe.

The Forward-looking perspective defines a set of objectives and developed performance indicators to measure how the researches, portfolios and commitments are aligned on three issues, the '3Es' (Energy transition, Environmental sustainability, Equality & inclusive growth) and thus support investment processes.

Furthermore, the Stewardship team regularly identifies adverse impacts through ongoing research, collaboration with other long-term investors, and dialogue with NGOs and other experts.

Actions to address or mitigate principal adverse sustainability impacts depend on the severity and materiality of these impacts. These actions are guided by the RBC Policy, ESG Integration Guidelines, and Engagement and Voting Policy which include the following provisions :

- Exclusion of issuers that are in violation of international norms and conventions and issuers that are involved in activities presenting an unacceptable risk to society and/or the environment
- Engagement with issuers with the aim of encouraging them to improve their environmental, social and governance practices and, thus, mitigate potential adverse impacts
- In case of equity holdings, voting at Annual General Meetings of companies the portfolio is invested in to promote good governance and advance environmental and social issues
- Ensuring all securities included in the portfolio have supportive ESG research
- Managing portfolios so that their aggregate ESG score is better than the relevant benchmark or universe

Based on the above approach, and depending on the composition of the financial product's portfolio (i.e. the type of issuer), the financial product considers and addresses or mitigates the following principal adverse sustainability impacts:

Corporate mandatory indicators:

1. GreenHouse Gas (GHG) Emissions
2. Carbon footprint
3. GHG intensity of investee companies
4. Exposure to companies active in the fossil fuel sector
5. Share of non-renewable energy consumption and production
6. Energy consumption intensity per high impact climate sector



7. Activities negatively affecting biodiversity sensitive areas
8. Emissions to water
9. Hazardous waste ratio
10. Violations of UN Global Compact principles and Organisation for Economic Cooperation and Development (OECD) Guidelines for Multinational Enterprises
11. Lack of processes and compliance mechanisms to monitor compliance with UN Global Compact principles and OECD Guidelines for Multinational Enterprises
12. Unadjusted gender pay gap
13. Board gender diversity
14. Exposure to controversial weapons (anti-personnel mines, cluster munitions, chemical weapons and biological weapons)

Corporate voluntary indicators:

Environment

4. Investments in companies without carbon emission reduction initiatives

Social

4. Lack of a supplier code of conduct
9. Lack of a human rights policy

Sovereign mandatory indicator:

15. GHG intensity
16. Investee countries subject to social violations

More detailed information on the manner in which principal adverse impacts on sustainability factors are considered can be found in the BNP PARIBAS ASSET MANAGEMENT SFDR disclosure statement: <https://docfinder.bnpparibas-am.com/api/files/874ADAE2-3EE7-4AD4-BOED-84FC06E090BF>
In addition, information on how the principal adverse impacts on sustainability factors have been considered over the year will be available in the annual report of the financial product.

No



What investment strategy does this financial product follow?

The investment strategy guides investment decisions based on factors such as investment objectives and risk tolerance.

To achieve the investment objective of the financial product, the investment manager takes into account at each step of its investment process the Environmental, Social and Governance (ESG) criteria that the financial product promotes.

The investment universe of the financial product is thoroughly screened with a view to identify issuers that are in violation of the UN Global Compact Principles, OECD Guidelines for Multinational Enterprises and UN Guiding Principles on Business & Human Rights. Issuers failing to meet their fundamental obligations in the areas of human and labour rights, environment and corruption are excluded from the investment universe. The in-house sector policies relating to companies operating in sensitive areas (controversial weapons, asbestos, mining, palm oil, etc.) are implemented in order to identify and exclude companies with the worst practices.

Then the Investment Manager integrates ESG ratings and criteria into the assessment of issuers. ESG ratings are built by BNP Paribas Asset Management's Sustainability Centre using a proprietary ESG methodology.

The investment manager constantly integrates the binding elements of the investment strategy described in the question below to construct an investment portfolio with a significantly improved ESG profile compared to its investment universe.

In addition, the Investment Manager relies on the internal sustainable investment methodology, as defined in the answer to the question What are the objectives of the sustainable investments that the financial product partially intends to make and how does the sustainable investments contribute to such objectives, to determine issuers that contribute to environmental and/or social objectives.

An extra-financial strategy may comprise methodological limitations such as the ESG Investment Risk as defined by the investment manager.

The elements of the investment strategy to attain the environmental or social characteristics promoted by this financial product as described below are systematically integrated throughout the investment process.



- **What are the binding elements of the investment strategy used to select the investments to attain each of the environmental or social characteristics promoted by this financial product?**

- The financial product shall comply with the RBC Policy by excluding companies involved in controversies due to poor practices related to human and labor rights, environment, and corruption, as well as companies operating in sensitive sectors (tobacco, coal, controversial weapons, asbestos,...), as these companies are deemed to be in violation of international norms, or to cause unacceptable harm to society and/or the environment

More information on the RBC Policy, and in particular criteria relating to sectoral exclusions, can be found on the website of the investment manager: Sustainability documents - BNPP AM Corporate English (<https://www.bnpparibas-am.com/sustainability-documents/>)

- The financial product shall have at least 90% of its assets (excluding ancillary liquid assets) covered by the ESG analysis based on the proprietary ESG methodology

- The financial product shall have the weighted average ESG score of its portfolio higher than the weighted average ESG score of its investment universe after eliminating at least 20% of securities with the lowest ESG Score, as defined in the Prospectus

- The financial product shall have the weighted average carbon footprint of its portfolio at least 50% lower than the weighted average carbon footprint of its investment universe

- The financial product shall invest at least 36% of its assets in 'sustainable investments' as defined in Article 2 (17) of the SFDR regulation. Criteria to qualify an investment as 'sustainable investment' are indicated in the above question 'What are the objectives of the sustainable investments that the financial product partially intends to make and does the sustainable investments contribute to such objectives' and the quantitative and qualitative thresholds are mentioned in the main part of the Prospectus

- **What is the committed minimum rate to reduce the scope of the investments considered prior to the application of that investment strategy?**

The financial product does not commit to a reduction of the scope of investments prior to the application of its investment strategy.

- **What is the policy to assess good governance practices of the investee companies?**

The ESG scoring framework assesses corporate governance through a core set of standard key performance indicators for all sectors supplemented by sector specific metrics. The governance metrics and indicators to assess good governance practices such as sound management structures, employee relations, remuneration of staff and tax compliance include but are not limited to:

- Separation of power (e.g. Split CEO/Chair)
- Board diversity
- Executive pay (remuneration policy)
- Board Independence, and key committees independence
- Accountability of directors
- Financial expertise of the Audit Committee
- Respect of shareholders rights and absence of antitakeover devices
- The presence of appropriate policies (i.e. Bribery and corruption, whistleblower)
- Tax disclosure
- An assessment of prior negative incidents relating to governance

The ESG analysis goes beyond the framework to look at a more qualitative assessment of how the insights from our ESG model are reflected in the culture and operations of investee companies. In some cases, the ESG analysts will conduct due diligence meetings to better understand the company's approach to corporate governance.

Good governance practices include sound management structures, employee relations, remuneration of staff and tax compliance.



What is the asset allocation planned for this financial product?

At least 80% of the investments of the financial product will be used to meet the environmental or social

characteristics promoted, in accordance with the binding elements of the investment strategy of the financial product.

For the avoidance of doubt, such a proportion is solely a minimum and the exact percentage of the investments of the financial product that attained the promoted environmental or social characteristics will be available in the annual report.

The minimum proportion of sustainable investments of the financial product is 36%.

The remaining proportion of the investments is mainly used as described under the question: "What investments are included under "#2 Other", what is their purpose and are there any minimum environmental or social safeguards?"

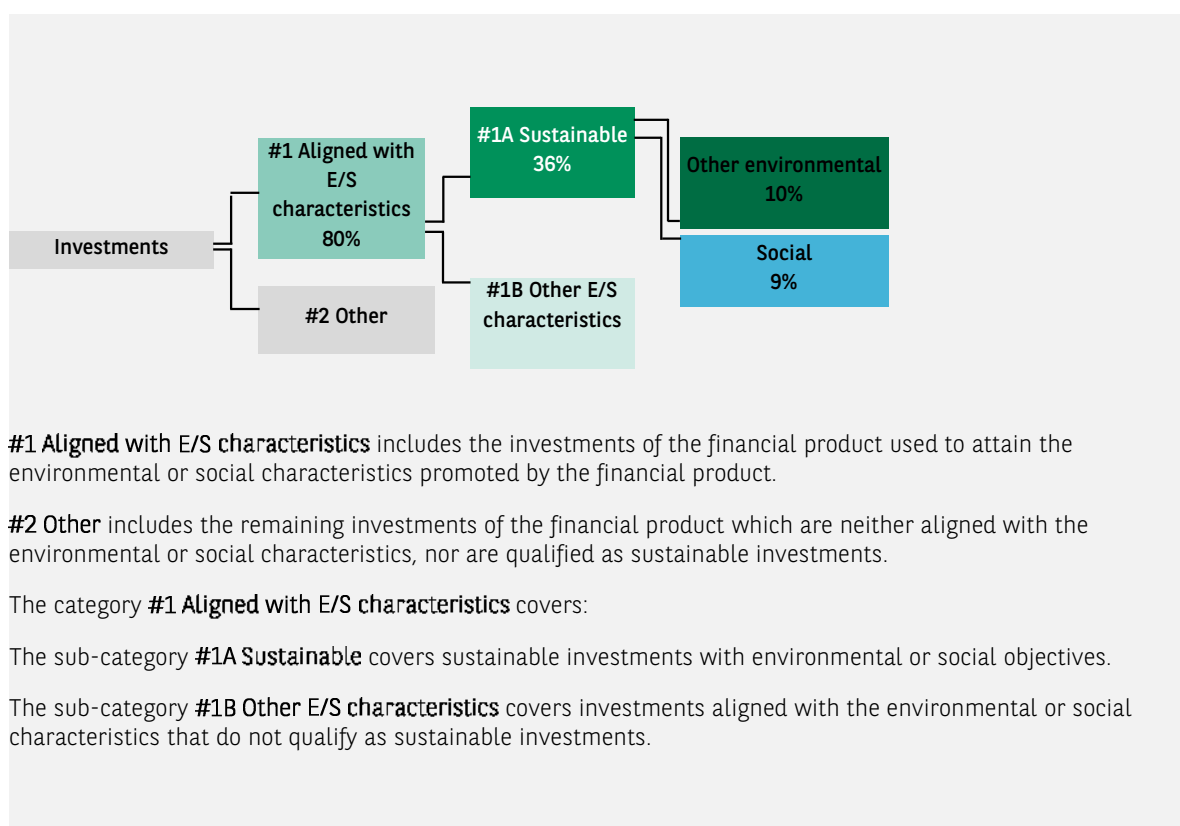
Asset allocation describes the share of investments in specific assets.

Taxonomy-aligned activities are expressed as a share of:

- **turnover** reflecting the share of revenue from green activities of investee companies.

- **capital expenditure** (CapEx) showing the green investments made by investee companies, e.g. for a transition to a green economy.

- **operational expenditure** (OpEx) reflecting green operational activities of investee companies.



#1 Aligned with E/S characteristics includes the investments of the financial product used to attain the environmental or social characteristics promoted by the financial product.

#2 Other includes the remaining investments of the financial product which are neither aligned with the environmental or social characteristics, nor are qualified as sustainable investments.

The category **#1 Aligned with E/S characteristics** covers:

The sub-category **#1A Sustainable** covers sustainable investments with environmental or social objectives.

The sub-category **#1B Other E/S characteristics** covers investments aligned with the environmental or social characteristics that do not qualify as sustainable investments.

● **How does the use of derivatives attain the environmental or social characteristics promoted by the financial product?**

Financial derivative instruments may be used for efficient portfolio management, hedging and/or investment purposes, if applicable. These instruments are not used to attain the environmental or social characteristics promoted by the product.



To what minimum extent are sustainable investments with an environmental objective aligned with the EU Taxonomy?

Not applicable

● Does the financial product invest in fossil gas and/or nuclear energy related activities that comply with the EU Taxonomy¹?

To comply with the EU Taxonomy, the criteria for **fossil gas** include limitations on emissions and switching to renewable power or low-carbon fuels by the end of 2035. For **nuclear energy**, the criteria include comprehensive safety and waste management rules

Yes

In fossil gas In Nuclear Energy

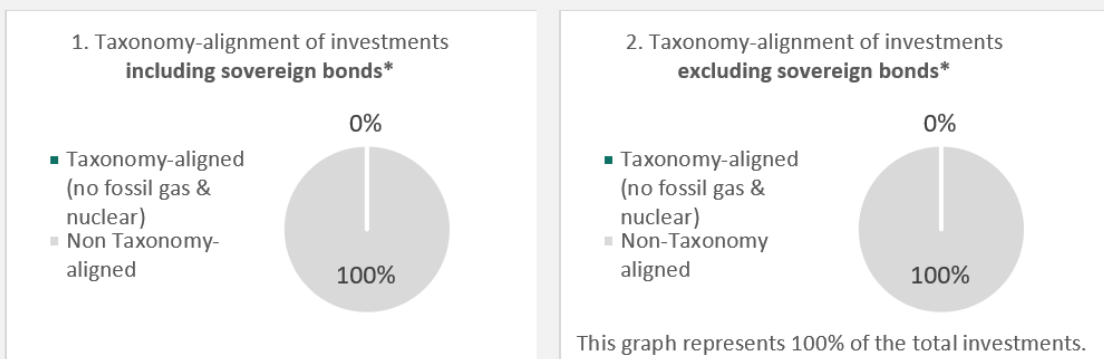
No

¹ -Fossil gas and/or nuclear related activities will only comply with the EU Taxonomy where they contribute to limiting climate change ("climate change mitigation") and do not significantly harm any EU Taxonomy objective - see explanatory note in the left hand margin. The full criteria for fossil gas and nuclear energy economic activities that comply with the EU Taxonomy are laid down in Commission Delegated Regulation (EU) 2022/1214.

Enabling activities directly enable other activities to make a substantial contribution to an environmental objective.

Transitional activities are activities for which low-carbon alternatives are not yet available and among others have greenhouse gas emission levels corresponding to the best performance.

The two graphs below show in green the minimum percentage of investments that are aligned with the EU Taxonomy. As there is no appropriate methodology to determine the Taxonomy-alignment of sovereign bonds*, the first graph shows the Taxonomy-alignment in relation to all the investments of the financial product including sovereign bonds, while the second graph shows the Taxonomy-alignment only in relation to the investments of the financial product other than sovereign bonds.



* For the purpose of these graphs, 'sovereign bonds' consist of all sovereign exposures

● What is the minimum share of investments in transitional and enabling activities?

Not applicable

are sustainable investments with an environmental objective that **do not take into account the criteria** for environmentally sustainable economic activities under the EU Taxonomy.

● What is the minimum share of sustainable investments with an environmental objective that are not aligned with the EU Taxonomy?

The minimum share of sustainable investments with an environmental objective that are not aligned with the EU Taxonomy is 10%.

The minimum share is intentionally low as the objective of the investment manager is not to prevent the product from investing in taxonomy-aligned activities within the framework of the investment strategy of the product.

The Management Company is improving its Taxonomy-alignment data collection to ensure the accuracy and suitability of its Taxonomy sustainability-related disclosures. In the meantime, the financial product will invest in sustainable investments with an environmental objective that are not aligned with the EU Taxonomy.



What is the minimum share of socially sustainable investments?

The minimum share of socially sustainable investments within the financial product is 9%.



What investments are included under '#2 Other', what is their purpose and are there any minimum environmental or social safeguards?

The remaining proportion of the investments may include :

- The proportion of assets that are not used to meet the environmental or social characteristics promoted by the financial product. These assets are used for investment purposes, or
- Instruments which are mainly used for liquidity, efficient portfolio management, and/or hedging purposes, notably cash, deposits and derivatives

In any case, the investment manager will ensure that those investments are made while maintaining the improvement of the ESG profile of the financial product. In addition, those investments are made in compliance with our internal processes, including the following minimum environmental or social safeguards:

- The risk management policy. The risk management policy comprises procedures as are necessary to enable the management company to assess for each financial product it manages the exposure of that product to market, liquidity, sustainability and counterparty risks. And
- The RBC policy, where applicable, through the exclusion of companies involved in controversies due to poor practices related to human and labour rights, environment, and corruption, as well as companies operating in sensitive sectors (tobacco, coal, controversial weapons, asbestos,...), as these companies are deemed to be in violation of international norms, or to cause unacceptable harm to society and/or the environment



Is a specific index designated as a reference benchmark to determine whether this financial product is aligned with the environmental and/or social characteristics that it promotes?

No reference benchmark has been designated for the purpose of attaining the environmental or social characteristics promoted by the financial product.

- **How is the reference benchmark continuously aligned with each of the environmental or social characteristics promoted by the financial product?**

Not applicable

- **How is the alignment of the investment strategy with the methodology of the index ensured on a continuous basis?**

Not applicable

- **How does the designated index differ from a relevant broad market index?**

Not applicable

- **Where can the methodology used for the calculation of the designated index be found?**

Not applicable

Reference benchmarks are indexes to measure whether the financial product attains the environmental or social characteristics that they promote.



Where can I find more product specific information online?

More product-specific information can be found on the website: <https://www.bnpparibas-am.com/> after choosing the relevant country and directly in the section 'Sustainability-related disclosures' dedicated to the product.



Template pre-contractual disclosure for the financial products referred to in Article 8, paragraphs 1, 2 and 2a, of Regulation (EU) 2019/2088 and Article 6, first paragraph, of Regulation (EU) 2020/852

Sustainable investment means an investment in an economic activity that contributes to an environmental or social objective, provided that the investment does not significantly harm any environmental or social objective and that the investee companies follow good governance practices.

The **EU Taxonomy** is a classification system laid down in Regulation (EU) 2020/852, establishing a list of **environmentally sustainable economic activities**. That Regulation does not lay down a list of socially sustainable economic activities. Sustainable investments with an environmental objective might be aligned with the Taxonomy or not.

Product name : **BNP PARIBAS FUNDS SUSTAINABLE GLOBAL MULTI-FACTOR EQUITY**

Legal Entity Identifier : 213800R8EBF82GIY6X22

Environmental and/or social characteristics

Does this financial product have a sustainable investment objective?	
<input checked="" type="radio"/> <input type="radio"/> Yes	<input checked="" type="radio"/> <input type="radio"/> No
<input type="checkbox"/> It will make a minimum of sustainable investments with an environmental objective: ____%	<input checked="" type="checkbox"/> It promotes Environmental/Social (E/S) characteristics and while it does not have as its objective a sustainable investment, it will have a minimum proportion of 40% of sustainable investments
<input type="checkbox"/> in economic activities that qualify as environmentally sustainable under the EU Taxonomy	<input type="checkbox"/> with an environmental objective in economic activities that qualify as environmentally sustainable under the EU Taxonomy
<input type="checkbox"/> in economic activities that do not qualify as environmentally sustainable under the EU Taxonomy	<input checked="" type="checkbox"/> with an environmental objective in economic activities that do not qualify as environmentally sustainable under the EU Taxonomy
<input type="checkbox"/> It will make a minimum of sustainable investments with a social objective: ____%	<input checked="" type="checkbox"/> with a social objective
	<input type="checkbox"/> It promotes E/S characteristics, but will not make any sustainable investments



What environmental and/or social characteristics are promoted by this financial product?

The financial product promotes environmental and social characteristics by assessing underlying investments against Environmental, Social and Governance (ESG) criteria using an internal ESG proprietary methodology, and by investing in issuers that demonstrate superior or improving environmental and social practices, while implementing robust corporate governance practices within their sector of activity.

The financial product aims to improve its ESG profile and reduce its environmental footprint, as measured by greenhouse gas emissions, compared to its investment universe.

The ESG performance of an issuer is evaluated against a combination of environmental, social and governance factors which include but not limited to:

- Environmental: energy efficiency, reduction of emissions of greenhouse gases (GHG), treatment of waste
- Social: respect of human rights and workers' rights, human resources management (workers' health and safety, diversity)
- Governance: Board of Directors independence, managers' remuneration, respect of minority shareholders rights

The exclusion criteria are applied with regard to issuers that are in violation of international norms and convention, or operate in sensitive sectors as defined by the Responsible Business Conduct Policy (RBC Policy).

Furthermore, the investment manager promotes better environmental and social outcomes through engagement with issuers and the exercise of voting rights according to the Stewardship policy, where applicable.

No reference benchmark has been designated for the purpose of attaining the environmental or social characteristics promoted by the financial product.

Sustainability indicators measure how the environmental or social characteristics promoted by the financial product are attained.

● **What sustainability indicators are used to measure the attainment of each of the environmental or social characteristics promoted by this financial product?**

The following sustainability indicators are used to measure the attainment of the environmental and social characteristics promoted by the financial product:

- The percentage of the portfolio compliant with the RBC Policy
- The percentage of the portfolio covered by the ESG analysis based on the ESG internal proprietary methodology
- The weighted average ESG score of the portfolio compared to the weighted average ESG score of its investment universe, as defined in the Prospectus
- The average carbon footprint of the portfolio compared to the average carbon footprint of its investment universe
- The percentage of the financial product's portfolio invested in 'sustainable investments' as defined in Article 2 (17) of the SFDR regulation

● **What are the objectives of the sustainable investments that the financial product partially intends to make and how does the sustainable investment contribute to such objectives?**

The objectives of the sustainable investments made by the financial product are to finance companies that contribute to environmental and/or social objectives through their products and services, as well as their sustainable practices.

The internal methodology, as defined in the main part of the Prospectus, integrates several criteria into its definition of sustainable investments that are considered to be core components to qualify a company as sustainable. These criteria are complementary to each other. In practice, a company must meet at least one of the criteria described below in order to be considered as contributing to an environmental or social objective:

1. A company with an economic activity aligned with the EU Taxonomy objectives. A company can be qualified as sustainable investment in case it has more than 20% of its revenues aligned with the EU Taxonomy. A company qualifying as sustainable investment through this criteria can for example contribute to the following environmental objectives: sustainable forestry, environmental restoration, sustainable manufacturing, renewable energy, water supply, sewerage, waste management and remediation, sustainable transportation, sustainable buildings, sustainable information and technology, scientific research for sustainable development;
2. A company with an economic activity contributing to one or more United Nations Sustainable Development goals (UN SDG) targets. A company can be qualified as sustainable investment in case it has more than 20% of its revenues aligned with the SDGs and less than 20% of its revenues misaligned with the UN SDGs. A company qualifying as sustainable investment through this criteria can for example contribute to the following objectives:

a. Environmental: sustainable agriculture, sustainable management of water and sanitation, sustainable and modern energy, sustainable economic growth, sustainable infrastructure, sustainable cities, sustainable consumption and production patterns, fight against climate change, conservation and sustainable use of oceans, seas and marine resources, protection, restoration and sustainable use of terrestrial ecosystems, sustainable management of forests, fight against desertification, land degradation and biodiversity loss;

b. Social: no poverty, zero hunger, food security, healthy lives and well-being at all ages, inclusive and equitable quality education and lifelong learning opportunities, gender equality, women and girls empowerment, availability of water and sanitation, access to affordable, reliable and modern energy, inclusive and sustainable economic growth, full and productive employment and decent work, resilient infrastructure, inclusive and sustainable industrialization, reduced inequality, inclusive, safe and resilient cities and human settlements, peaceful and inclusive societies, access to justice and effective, accountable and inclusive institutions, global partnership for sustainable development.

3. A company operating in a high GHG emission sector that is transitioning its business model to align with the objective of maintaining the global temperature rise below 1.5°C. A company qualifying as sustainable investment through this criteria can for example contribute to the following environmental objectives: GHG emissions reduction, fight against climate change;

4. A company with best-in-class environmental or social practices compared to its peers within the relevant sector and geographical region. The E or S best performer assessment is based on the BNPP AM ESG scoring methodology. The methodology scores companies and assesses them against a peer group comprising companies in comparable sectors and geographical regions. A company with a contribution score above 10 on the Environmental or Social pillar qualifies as best performer. A company qualifying as sustainable investment through this criteria can for example contribute to the following objectives:

a. Environmental: fight against climate change, environmental risk management, sustainable management of natural resources, waste management, water management, GHG emissions reduction, renewable energy, sustainable agriculture, green infrastructure;

b. Social: health and safety, human capital management, good external stakeholder management (supply chain, contractors, data), business ethics preparedness, good corporate governance.

Green bonds, social bonds and sustainability bonds issued to support specific environmental and/or social projects are also qualified as sustainable investments provided that these debt securities receive an investment recommendation 'POSITIVE' or 'NEUTRAL' from the Sustainability Center following the issuer and underlying project assessment based on a proprietary Green/Social/Sustainability Bond Assessment methodology.

Companies identified as a sustainable investment should not significantly harm any other environmental or social objectives (the Do No Significant Harm 'DNSH' principle) and should follow good governance practices. BNP Paribas Asset Management (BNPP AM) uses its proprietary methodology to assess all companies against these requirements.

More information on the internal methodology can be found on the website of the investment manager: <https://docfinder.bnpparibas-am.com/api/files/14787511-CB33-49FC-B9B5-7E934948BE63>

● **How do the sustainable investments that the financial product partially intends to make, not cause significant harm to any environmental or social sustainable investment objective?**

Sustainable investments that the product partially intends to make should not significantly harm any environmental or social objective (DNSH Principle). In this respect, the investment manager commits to consider principal adverse impacts on sustainability factors by taking into account indicators for adverse impacts as defined in SFDR, and to not invest in companies that do not meet their fundamental obligations in line with the OECD Guidelines and the UN Guiding Principles on Business and Human Rights.

Principal adverse impacts are the most significant negative impacts of investment decisions on sustainability factors relating to environmental, social and employee matters, respect for human rights, anti-corruption and anti-bribery matters.

How have the indicators for adverse impacts on sustainability factors been taken into account?

The investment manager ensures that throughout its investment process, the financial product takes into account all the principal adverse impact indicators that are relevant to its investment strategy to select the sustainable investments that the financial product partially intends to make by systematically implementing the sustainable investment pillars defined in the BNP Paribas Asset Management Global Sustainability Strategy (GSS) into its investment process : RBC policy, ESG integration guidelines, Stewardship, the forward-looking vision the '3Es' (Energy transition, Environmental sustainability, Equality & Inclusive Growth).

The RBC policy establishes a common framework across investments and economic activities that help identify industries and behaviours presenting a high risk of adverse impacts in violation of international norms. As part of the RBC Policy, sector policies provide a tailored approach to identify and prioritize principal adverse impacts based on the nature of the economic activity, and in many cases, the geography in which these economic activities take place.

The ESG Integration Guidelines includes a series of commitments, which are material to consideration of principal adverse sustainability impacts, and guides the internal ESG integration process. The proprietary ESG scoring framework includes an assessment of a number of adverse sustainability impacts caused by companies in which we invest. Outcome of this assessment may impact the valuation models as well as the portfolio construction depending on the severity and materiality of adverse impacts identified.

Thus, the Investment Manager considers principal adverse sustainability impacts throughout the investment process through the use of the internal ESG scores and construction of the portfolio with an improved ESG profile compared to its investment universe.

The Forward-looking perspective defines a set of objectives and developed performance indicators to measure how the researches, portfolios and commitments are aligned on three issues, the '3Es' (Energy transition, Environmental sustainability, Equality & inclusive growth) and thus support investment processes.

Furthermore, the Stewardship team regularly identifies adverse impacts through ongoing research, collaboration with other long-term investors, and dialogue with NGOs and other experts.

As regards the sustainable investments that the financial product intends to make, the following principal adverse sustainability impacts are taken into account:

Corporate mandatory indicators:

1. GreenHouse Gas (GHG) Emissions
2. Carbon footprint
3. GHG intensity of investee companies
4. Exposure to companies active in the fossil fuel sector
5. Share of non-renewable energy consumption and production
6. Energy consumption intensity per high impact climate sector
7. Activities negatively affecting biodiversity sensitive areas
8. Emissions to water
9. Hazardous waste ratio
10. Violations of UN Global Compact principles and Organisation for Economic Cooperation and Development (OECD) Guidelines for Multinational Enterprises
11. Lack of processes and compliance mechanisms to monitor compliance with UN Global Compact principles and OECD Guidelines for Multinational Enterprises
12. Unadjusted gender pay gap
13. Board gender diversity
14. Exposure to controversial weapons (anti-personnel mines, cluster munitions, chemical weapons and biological weapons)

Corporate voluntary indicators:

Environment

4. Investments in companies without carbon emission reduction initiatives

Social

4. Lack of a supplier code of conduct

9. Lack of a human rights policy

Sovereign mandatory indicator:

15. GHG intensity

16. Investee countries subject to social violations

More detailed information on the manner in which principal adverse impacts on sustainability factors are considered can be found in the BNP PARIBAS ASSET MANAGEMENT SFDR disclosure statement:

<https://docfinder.bnpparibas-am.com/api/files/874ADAE2-3EE7-4AD4-B0ED-84FC06E090BF>

In addition, information on how the principal adverse impacts on sustainability factors have been considered over the year will be available in the annual report of the financial product.

How are the sustainable investments aligned with the OECD Guidelines for Multinational Enterprises and the UN Guiding Principles on Business and Human Rights?

The investment universe of the financial product is periodically screened with a view to identify issuers that are potentially in violation or at risk of violation of the UN Global Compact Principles, OECD Guidelines for Multinational Enterprises and UN Guiding Principles on Business & Human Rights, including the principles and rights set out in the eight fundamental conventions identified in the Declaration of the International Labour Organisation on Fundamental Principles and Rights at Work and the International Bill of Human Rights. This assessment is conducted within the BNPP AM Sustainability Centre on the basis of internal analysis and information provided by external experts, and in consultation with BNP Paribas Group CSR Team. If an issuer is found to be in serious and repeated violations of any of the principles, it will be placed on an 'exclusion list' and will not be available for investment. Existing investments should be divested from the portfolio according to an internal procedure. If an issuer is at risk of violating any of the principles, it is placed on a 'watch list' monitored, as appropriate.

The EU Taxonomy sets out a 'do not significant harm' principle by which Taxonomy-aligned investments should not significantly harm EU Taxonomy objectives and is accompanied by specific EU criteria.

The 'do no significant harm' principle applies only to those investments underlying the financial product that take into account the EU criteria for environmentally sustainable economic activities. The investments underlying the remaining portion of this financial product do not take into account the EU criteria for environmentally sustainable economic activities.

Any other sustainable investments must also not significantly harm any environmental or social objectives.



Does this financial product consider principal adverse impacts on sustainability factors?

Yes

The product considers principal adverse impacts on sustainability factors by systematically implementing the sustainable investment pillars defined in the GSS into its investment process. These pillars are covered by firm-wide policies that set criteria to identify, consider and prioritise as well as address or mitigate adverse sustainability impacts caused by issuers.

The RBC policy establishes a common framework across investments and economic activities that help identify industries and behaviours presenting a high risk of adverse impacts in violation of international norms. As part of the RBC Policy, sector policies provide a tailored approach to identify and prioritize principal adverse impacts based on the nature of the economic activity, and in many cases, the geography in which these economic activities take place.

The ESG Integration Guidelines includes a series of commitments, which are material to consideration of principal adverse sustainability impacts, and guides the internal ESG integration process. The proprietary ESG scoring framework includes an assessment of a number of adverse sustainability impacts caused by companies in which we invest. Outcome of this assessment may impact the valuation models as well as the portfolio construction depending on the severity and materiality of adverse impacts identified.

Thus, the Investment Manager considers principal adverse sustainability impacts throughout the investment process through the use of the internal ESG scores and construction of the portfolio with an improved ESG profile compared to its investment universe.

The Forward-looking perspective defines a set of objectives and developed performance indicators to measure how the researches, portfolios and commitments are aligned on three issues, the '3Es' (Energy transition, Environmental sustainability, Equality & inclusive growth) and thus support investment processes.

Furthermore, the Stewardship team regularly identifies adverse impacts through ongoing research, collaboration with other long-term investors, and dialogue with NGOs and other experts.

Actions to address or mitigate principal adverse sustainability impacts depend on the severity and materiality of these impacts. These actions are guided by the RBC Policy, ESG Integration Guidelines, and Engagement and Voting Policy which include the following provisions :

- Exclusion of issuers that are in violation of international norms and conventions and issuers that are involved in activities presenting an unacceptable risk to society and/or the environment
- Engagement with issuers with the aim of encouraging them to improve their environmental, social and governance practices and, thus, mitigate potential adverse impacts
- In case of equity holdings, voting at Annual General Meetings of companies the portfolio is invested in to promote good governance and advance environmental and social issues
- Ensuring all securities included in the portfolio have supportive ESG research
- Managing portfolios so that their aggregate ESG score is better than the relevant benchmark or universe

Based on the above approach, and depending on the composition of the financial product's portfolio (i.e. the type of issuer), the financial product considers and addresses or mitigates the following principal adverse sustainability impacts:

Corporate mandatory indicators:

1. GreenHouse Gas (GHG) Emissions
2. Carbon footprint
3. GHG intensity of investee companies
4. Exposure to companies active in the fossil fuel sector
5. Share of non-renewable energy consumption and production
6. Energy consumption intensity per high impact climate sector



7. Activities negatively affecting biodiversity sensitive areas
8. Emissions to water
9. Hazardous waste ratio
10. Violations of UN Global Compact principles and Organisation for Economic Cooperation and Development (OECD) Guidelines for Multinational Enterprises
11. Lack of processes and compliance mechanisms to monitor compliance with UN Global Compact principles and OECD Guidelines for Multinational Enterprises
12. Unadjusted gender pay gap
13. Board gender diversity
14. Exposure to controversial weapons (anti-personnel mines, cluster munitions, chemical weapons and biological weapons)

Corporate voluntary indicators:

Environment

4. Investments in companies without carbon emission reduction initiatives

Social

4. Lack of a supplier code of conduct
9. Lack of a human rights policy

Sovereign mandatory indicator:

15. GHG intensity
16. Investee countries subject to social violations

More detailed information on the manner in which principal adverse impacts on sustainability factors are considered can be found in the BNP PARIBAS ASSET MANAGEMENT SFDR disclosure statement: <https://docfinder.bnpparibas-am.com/api/files/874ADAE2-3EE7-4AD4-BOED-84FC06E090BF>
In addition, information on how the principal adverse impacts on sustainability factors have been considered over the year will be available in the annual report of the financial product.

No



What investment strategy does this financial product follow?

The investment strategy guides investment decisions based on factors such as investment objectives and risk tolerance.

To achieve the investment objective of the financial product, the investment manager takes into account at each step of its investment process the Environmental, Social and Governance (ESG) criteria that the financial product promotes.

The investment universe of the financial product is thoroughly screened with a view to identify issuers that are in violation of the UN Global Compact Principles, OECD Guidelines for Multinational Enterprises and UN Guiding Principles on Business & Human Rights. Issuers failing to meet their fundamental obligations in the areas of human and labour rights, environment and corruption are excluded from the investment universe. The in-house sector policies relating to companies operating in sensitive areas (controversial weapons, asbestos, mining, palm oil, etc.) are implemented in order to identify and exclude companies with the worst practices.

Then the Investment Manager integrates ESG ratings and criteria into the assessment of issuers. ESG ratings are built by BNP Paribas Asset Management's Sustainability Centre using a proprietary ESG methodology.

The investment manager constantly integrates the binding elements of the investment strategy described in the question below to construct an investment portfolio with a significantly improved ESG profile compared to its investment universe.

In addition, the Investment Manager relies on the internal sustainable investment methodology, as defined in the answer to the question What are the objectives of the sustainable investments that the financial product partially intends to make and how does the sustainable investments contribute to such objectives, to determine issuers that contribute to environmental and/or social objectives.

An extra-financial strategy may comprise methodological limitations such as the ESG Investment Risk as defined by the investment manager.

The elements of the investment strategy to attain the environmental or social characteristics promoted by this financial product as described below are systematically integrated throughout the investment process.

● **What are the binding elements of the investment strategy used to select the investments to attain each of the environmental or social characteristics promoted by this financial product?**

- The financial product shall comply with the RBC Policy by excluding companies involved in controversies due to poor practices related to human and labor rights, environment, and corruption, as well as companies operating in sensitive sectors (tobacco, coal, controversial weapons, asbestos,...), as these companies are deemed to be in violation of international norms, or to cause unacceptable harm to society and/or the environment

More information on the RBC Policy, and in particular criteria relating to sectoral exclusions, can be found on the website of the investment manager: Sustainability documents - BNPP AM Corporate English (<https://www.bnpparibas-am.com/sustainability-documents/>)

- The financial product shall have at least 90% of its assets (excluding ancillary liquid assets) covered by the ESG analysis based on the ESG internal proprietary methodology

- The financial product shall have the weighted average carbon footprint of its portfolio at least 50% lower than the weighted average carbon footprint of its investment universe

- The financial product shall invest at least 40% of its assets in 'sustainable investments' as defined in Article 2 (17) of the SFDR regulation. Criteria to qualify an investment as 'sustainable investment' are indicated in the above question 'What are the objectives of the sustainable investments that the financial product partially intends to make and does the sustainable investments contribute to such objectives' and the quantitative and qualitative thresholds are mentioned in the main part of the Prospectus

● **What is the committed minimum rate to reduce the scope of the investments considered prior to the application of that investment strategy?**

The financial product does not commit to a reduction of the scope of investments prior to the application of its investment strategy.

● **What is the policy to assess good governance practices of the investee companies?**

The ESG scoring framework assesses corporate governance through a core set of standard key performance indicators for all sectors supplemented by sector specific metrics. The governance metrics and indicators to assess good governance practices such as sound management structures, employee relations, remuneration of staff and tax compliance include but are not limited to:

- Separation of power (e.g. Split CEO/Chair)
- Board diversity
- Executive pay (remuneration policy)
- Board Independence, and key committees independence
- Accountability of directors
- Financial expertise of the Audit Committee
- Respect of shareholders rights and absence of antitakeover devices
- The presence of appropriate policies (i.e. Bribery and corruption, whistleblower)
- Tax disclosure
- An assessment of prior negative incidents relating to governance

The ESG analysis goes beyond the framework to look at a more qualitative assessment of how the insights from our ESG model are reflected in the culture and operations of investee companies. In some cases, the ESG analysts will conduct due diligence meetings to better understand the company's approach to corporate governance.

Good governance practices include sound management structures, employee relations, remuneration of staff and tax compliance.



What is the asset allocation planned for this financial product?

At least 80% of the investments of the financial product will be used to meet the environmental or social characteristics promoted, in accordance with the binding elements of the investment strategy of the financial product.

For the avoidance of doubt, such a proportion is solely a minimum and the exact percentage of the investments of

the financial product that attained the promoted environmental or social characteristics will be available in the annual report.

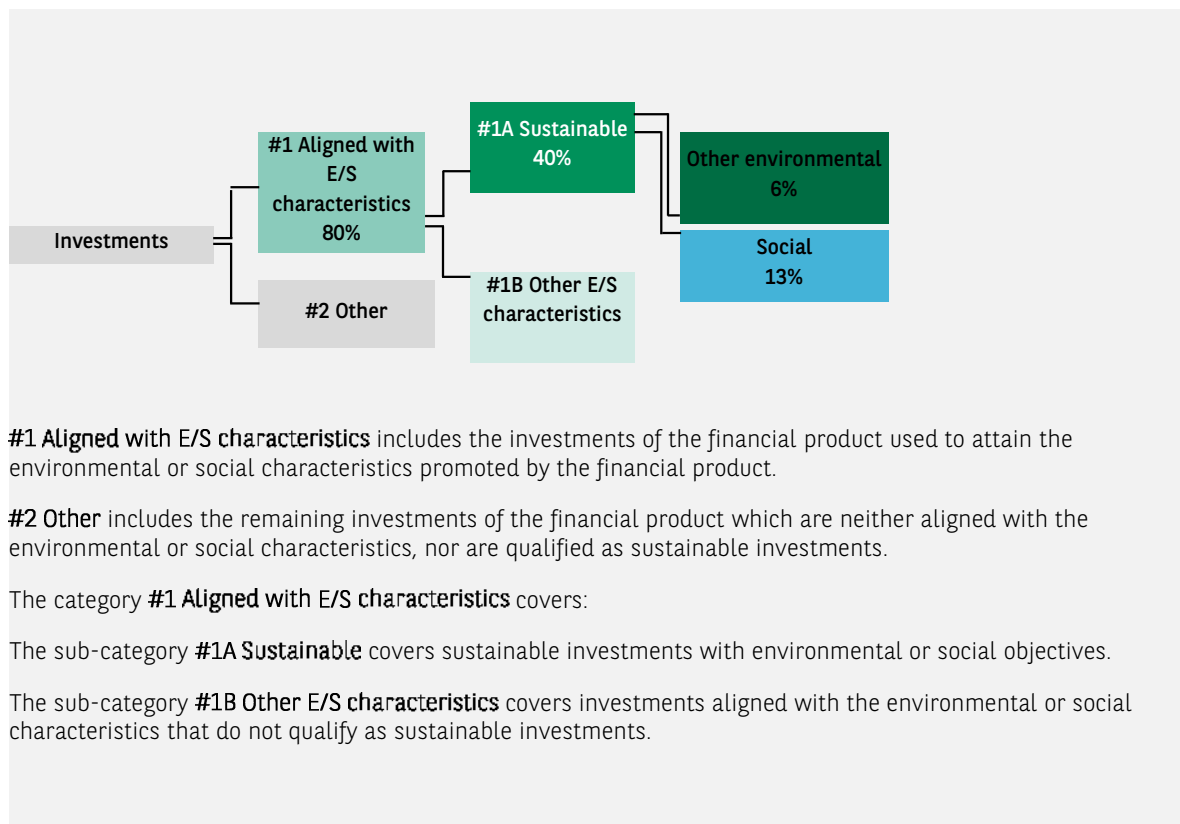
The minimum proportion of sustainable investments of the financial product is 40%.

The remaining proportion of the investments is mainly used as described under the question: "What investments are included under "#2 Other", what is their purpose and are there any minimum environmental or social safeguards?"

Asset allocation describes the share of investments in specific assets.

Taxonomy-aligned activities are expressed as a share of:

- **turnover** reflecting the share of revenue from green activities of investee companies.
- **capital expenditure** (CapEx) showing the green investments made by investee companies, e.g. for a transition to a green economy.
- **operational expenditure** (OpEx) reflecting green operational activities of investee companies.



#1 Aligned with E/S characteristics includes the investments of the financial product used to attain the environmental or social characteristics promoted by the financial product.

#2 Other includes the remaining investments of the financial product which are neither aligned with the environmental or social characteristics, nor are qualified as sustainable investments.

The category **#1 Aligned with E/S characteristics** covers:

The sub-category **#1A Sustainable** covers sustainable investments with environmental or social objectives.

The sub-category **#1B Other E/S characteristics** covers investments aligned with the environmental or social characteristics that do not qualify as sustainable investments.

● **How does the use of derivatives attain the environmental or social characteristics promoted by the financial product?**

Financial derivative instruments may be used for efficient portfolio management, hedging and/or investment purposes, if applicable. These instruments are not used to attain the environmental or social characteristics promoted by the product.



To what minimum extent are sustainable investments with an environmental objective aligned with the EU Taxonomy?

Not applicable

● **Does the financial product invest in fossil gas and/or nuclear energy related activities that comply with the EU Taxonomy¹?**

Yes

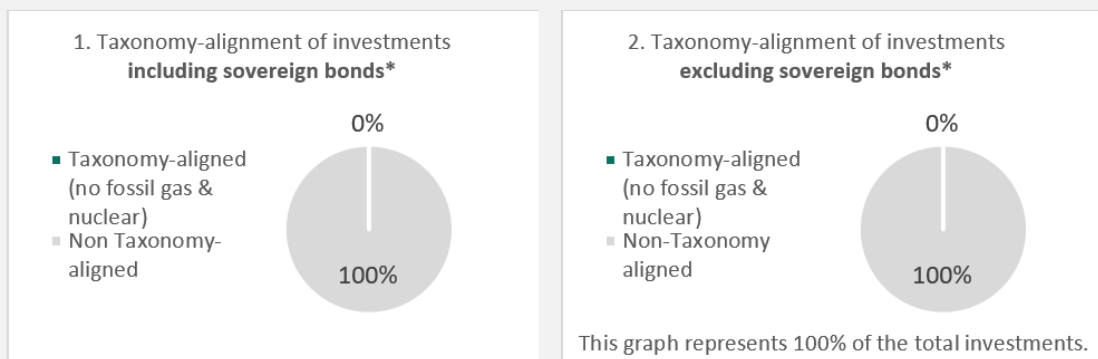
In fossil gas In Nuclear Energy

No

¹ -Fossil gas and/or nuclear related activities will only comply with the EU Taxonomy where they contribute to limiting climate change ("climate change mitigation") and do not significantly harm any EU Taxonomy objective - see explanatory note in the left hand margin. The full criteria for fossil gas and nuclear energy economic activities that comply with the EU Taxonomy are laid down in Commission Delegated Regulation (EU) 2022/1214.

Enabling activities directly enable other activities to make a substantial contribution to an environmental objective. **Transitional activities** are activities for which low-carbon alternatives are not yet available and among others have greenhouse gas emission levels corresponding to the best performance.

The two graphs below show in green the minimum percentage of investments that are aligned with the EU Taxonomy. As there is no appropriate methodology to determine the Taxonomy-alignment of sovereign bonds*, the first graph shows the Taxonomy-alignment in relation to all the investments of the financial product including sovereign bonds, while the second graph shows the Taxonomy-alignment only in relation to the investments of the financial product other than sovereign bonds.



* For the purpose of these graphs, 'sovereign bonds' consist of all sovereign exposures

● **What is the minimum share of investments in transitional and enabling activities?**

Not applicable

are sustainable investments with an environmental objective that **do not take into account the criteria** for environmentally sustainable economic activities under the EU Taxonomy.

● **What is the minimum share of sustainable investments with an environmental objective that are not aligned with the EU Taxonomy?**

The minimum share of sustainable investments with an environmental objective that are not aligned with the EU Taxonomy is 6%.

The minimum share is intentionally low as the objective of the investment manager is not to prevent the product from investing in taxonomy-aligned activities within the framework of the investment strategy of the product.

The Management Company is improving its Taxonomy-alignment data collection to ensure the accuracy and suitability of its Taxonomy sustainability-related disclosures. In the meantime, the financial product will invest in sustainable investments with an environmental objective that are not aligned with the EU Taxonomy.

● **What is the minimum share of socially sustainable investments?**

The minimum share of socially sustainable investments within the financial product is 13%.

● **What investments are included under '#2 Other', what is their purpose and are there any minimum environmental or social safeguards?**

The remaining proportion of the investments may include :

- The proportion of assets that are not used to meet the environmental or social characteristics promoted by the financial product. These assets are used for investment purposes, or
- Instruments which are mainly used for liquidity, efficient portfolio management, and/or hedging purposes, notably cash, deposits and derivatives

In any case, the investment manager will ensure that those investments are made while maintaining the

improvement of the ESG profile of the financial product. In addition, those investments are made in compliance with our internal processes, including the following minimum environmental or social safeguards:

- The risk management policy. The risk management policy comprises procedures as are necessary to enable the management company to assess for each financial product it manages the exposure of that product to market, liquidity, sustainability and counterparty risks. And

- The RBC policy, where applicable, through the exclusion of companies involved in controversies due to poor practices related to human and labour rights, environment, and corruption, as well as companies operating in sensitive sectors (tobacco, coal, controversial weapons, asbestos,...), as these companies are deemed to be in violation of international norms, or to cause unacceptable harm to society and/or the environment



Is a specific index designated as a reference benchmark to determine whether this financial product is aligned with the environmental and/or social characteristics that it promotes?

Reference benchmarks are indexes to measure whether the financial product attains the environmental or social characteristics that they promote.

No reference benchmark has been designated for the purpose of attaining the environmental or social characteristics promoted by the financial product.

- **How is the reference benchmark continuously aligned with each of the environmental or social characteristics promoted by the financial product?**

Not applicable

- **How is the alignment of the investment strategy with the methodology of the index ensured on a continuous basis?**

Not applicable

- **How does the designated index differ from a relevant broad market index?**

Not applicable

- **Where can the methodology used for the calculation of the designated index be found?**

Not applicable



Where can I find more product specific information online?

More product-specific information can be found on the website: <https://www.bnpparibas-am.com/> after choosing the relevant country and directly in the section 'Sustainability-related disclosures' dedicated to the product.

Template pre-contractual disclosure for the financial products referred to in Article 8, paragraphs 1, 2 and 2a, of Regulation (EU) 2019/2088 and Article 6, first paragraph, of Regulation (EU) 2020/852

Sustainable investment means an investment in an economic activity that contributes to an environmental or social objective, provided that the investment does not significantly harm any environmental or social objective and that the investee companies follow good governance practices.

The **EU Taxonomy** is a classification system laid down in Regulation (EU) 2020/852, establishing a list of **environmentally sustainable economic activities**. That Regulation does not lay down a list of socially sustainable economic activities. Sustainable investments with an environmental objective might be aligned with the Taxonomy or not.

Product name : **BNP PARIBAS FUNDS SUSTAINABLE GLOBAL MULTI-FACTOR HIGH YIELD BOND**

Legal Entity Identifier : 213800NQF8HLJ79ZB806

Environmental and/or social characteristics

Does this financial product have a sustainable investment objective?	
<input checked="" type="radio"/> <input type="radio"/> Yes	<input checked="" type="radio"/> <input type="radio"/> No
<input type="checkbox"/> It will make a minimum of sustainable investments with an environmental objective: ____% <input type="checkbox"/> in economic activities that qualify as environmentally sustainable under the EU Taxonomy <input type="checkbox"/> in economic activities that do not qualify as environmentally sustainable under the EU Taxonomy <input type="checkbox"/> It will make a minimum of sustainable investments with a social objective: ____%	<input checked="" type="checkbox"/> It promotes Environmental/Social (E/S) characteristics and while it does not have as its objective a sustainable investment, it will have a minimum proportion of 20% of sustainable investments <input type="checkbox"/> with an environmental objective in economic activities that qualify as environmentally sustainable under the EU Taxonomy <input checked="" type="checkbox"/> with an environmental objective in economic activities that do not qualify as environmentally sustainable under the EU Taxonomy <input checked="" type="checkbox"/> with a social objective <input type="checkbox"/> It promotes E/S characteristics, but will not make any sustainable investments



What environmental and/or social characteristics are promoted by this financial product?

The financial product promotes environmental and social characteristics by assessing underlying investments against Environmental, Social and Governance (ESG) criteria using an internal ESG proprietary methodology, and by investing in issuers that demonstrate superior or improving environmental and social practices, while implementing robust corporate governance practices within their sector of activity.

The financial product aims to improve its ESG profile and reduce its environmental footprint, as measured by greenhouse gas emissions, compared to its investment universe.

The ESG performance of an issuer is evaluated against a combination of environmental, social and governance factors which include but not limited to:

- Environmental: energy efficiency, reduction of emissions of greenhouse gases (GHG), treatment of waste
- Social: respect of human rights and workers' rights, human resources management (workers' health and safety, diversity)
- Governance: Board of Directors independence, managers' remuneration, respect of minority shareholders rights

The exclusion criteria are applied with regard to issuers that are in violation of international norms and convention, or operate in sensitive sectors as defined by the Responsible Business Conduct Policy (RBC Policy).

Furthermore, the investment manager promotes better environmental and social outcomes through engagement with issuers and the exercise of voting rights according to the Stewardship policy, where applicable.

No reference benchmark has been designated for the purpose of attaining the environmental or social characteristics promoted by the financial product.

Sustainability indicators measure how the environmental or social characteristics promoted by the financial product are attained.

● **What sustainability indicators are used to measure the attainment of each of the environmental or social characteristics promoted by this financial product?**

The following sustainability indicators are used to measure the attainment of the environmental and social characteristics promoted by the financial product:

- The percentage of the portfolio compliant with the RBC Policy
- The percentage of the portfolio covered by the ESG analysis based on the ESG internal proprietary methodology
- The weighted average ESG score of the portfolio compared to the weighted average ESG score of its investment universe, as defined in the Prospectus
- The average carbon footprint of the portfolio compared to the average carbon footprint of its investment universe
- The percentage of the financial product's portfolio invested in 'sustainable investments' as defined in Article 2 (17) of the SFDR regulation

● **What are the objectives of the sustainable investments that the financial product partially intends to make and how does the sustainable investment contribute to such objectives?**

The objectives of the sustainable investments made by the financial product are to finance companies that contribute to environmental and/or social objectives through their products and services, as well as their sustainable practices.

The internal methodology, as defined in the main part of the Prospectus, integrates several criteria into its definition of sustainable investments that are considered to be core components to qualify a company as sustainable. These criteria are complementary to each other. In practice, a company must meet at least one of the criteria described below in order to be considered as contributing to an environmental or social objective:

1. A company with an economic activity aligned with the EU Taxonomy objectives. A company can be qualified as sustainable investment in case it has more than 20% of its revenues aligned with the EU Taxonomy. A company qualifying as sustainable investment through this criteria can for example contribute to the following environmental objectives: sustainable forestry, environmental restoration, sustainable manufacturing, renewable energy, water supply, sewerage, waste management and remediation, sustainable transportation, sustainable buildings, sustainable information and technology, scientific research for sustainable development;
2. A company with an economic activity contributing to one or more United Nations Sustainable Development goals (UN SDG) targets. A company can be qualified as sustainable investment in case it has more than 20% of its revenues aligned with the SDGs and less than 20% of its revenues misaligned with the UN SDGs. A company qualifying as sustainable investment through this criteria can for example contribute to the following objectives:

a. Environmental: sustainable agriculture, sustainable management of water and sanitation, sustainable and modern energy, sustainable economic growth, sustainable infrastructure, sustainable cities, sustainable consumption and production patterns, fight against climate change, conservation and sustainable use of oceans, seas and marine resources, protection, restoration and sustainable use of terrestrial ecosystems, sustainable management of forests, fight against desertification, land degradation and biodiversity loss;

b. Social: no poverty, zero hunger, food security, healthy lives and well-being at all ages, inclusive and equitable quality education and lifelong learning opportunities, gender equality, women and girls empowerment, availability of water and sanitation, access to affordable, reliable and modern energy, inclusive and sustainable economic growth, full and productive employment and decent work, resilient infrastructure, inclusive and sustainable industrialization, reduced inequality, inclusive, safe and resilient cities and human settlements, peaceful and inclusive societies, access to justice and effective, accountable and inclusive institutions, global partnership for sustainable development.

3. A company operating in a high GHG emission sector that is transitioning its business model to align with the objective of maintaining the global temperature rise below 1.5°C. A company qualifying as sustainable investment through this criteria can for example contribute to the following environmental objectives: GHG emissions reduction, fight against climate change;

4. A company with best-in-class environmental or social practices compared to its peers within the relevant sector and geographical region. The E or S best performer assessment is based on the BNPP AM ESG scoring methodology. The methodology scores companies and assesses them against a peer group comprising companies in comparable sectors and geographical regions. A company with a contribution score above 10 on the Environmental or Social pillar qualifies as best performer. A company qualifying as sustainable investment through this criteria can for example contribute to the following objectives:

a. Environmental: fight against climate change, environmental risk management, sustainable management of natural resources, waste management, water management, GHG emissions reduction, renewable energy, sustainable agriculture, green infrastructure;

b. Social: health and safety, human capital management, good external stakeholder management (supply chain, contractors, data), business ethics preparedness, good corporate governance.

Green bonds, social bonds and sustainability bonds issued to support specific environmental and/or social projects are also qualified as sustainable investments provided that these debt securities receive an investment recommendation 'POSITIVE' or 'NEUTRAL' from the Sustainability Center following the issuer and underlying project assessment based on a proprietary Green/Social/Sustainability Bond Assessment methodology.

Companies identified as a sustainable investment should not significantly harm any other environmental or social objectives (the Do No Significant Harm 'DNSH' principle) and should follow good governance practices. BNP Paribas Asset Management (BNPP AM) uses its proprietary methodology to assess all companies against these requirements.

More information on the internal methodology can be found on the website of the investment manager: <https://docfinder.bnpparibas-am.com/api/files/14787511-CB33-49FC-B9B5-7E934948BE63>

● **How do the sustainable investments that the financial product partially intends to make, not cause significant harm to any environmental or social sustainable investment objective?**

Sustainable investments that the product partially intends to make should not significantly harm any environmental or social objective (DNSH Principle). In this respect, the investment manager commits to consider principal adverse impacts on sustainability factors by taking into account indicators for adverse impacts as defined in SFDR, and to not invest in companies that do not meet their fundamental obligations in line with the OECD Guidelines and the UN Guiding Principles on Business and Human Rights.

Principal adverse impacts are the most significant negative impacts of investment decisions on sustainability factors relating to environmental, social and employee matters, respect for human rights, anti-corruption and anti-bribery

How have the indicators for adverse impacts on sustainability factors been taken into account?

The investment manager ensures that throughout its investment process, the financial product takes into all the account principal all the adverse impact indicators that are relevant to its investment strategy to select the sustainable investments that the financial product partially intends to make by systematically implementing the sustainable investment pillars defined in the BNP Paribas Asset Management Global Sustainability Strategy (GSS) into its investment process : RBC policy, ESG integration guidelines, Stewardship, the forward-looking vision the '3Es' (Energy transition, Environmental sustainability, Equality & Inclusive Growth).

The RBC policy establishes a common framework across investments and economic activities that help identify industries and behaviours presenting a high risk of adverse impacts in violation of international norms. As part of the RBC Policy, sector policies provide a tailored approach to identify and prioritize principal adverse impacts based on the nature of the economic activity, and in many cases, the geography in which these economic activities take place.

The ESG Integration Guidelines includes a series of commitments, which are material to consideration of principal adverse sustainability impacts, and guides the internal ESG integration process. The proprietary ESG scoring framework includes an assessment of a number of adverse sustainability impacts caused by companies in which we invest. Outcome of this assessment may impact the valuation models as well as the portfolio construction depending on the severity and materiality of adverse impacts identified.

Thus, the Investment Manager considers principal adverse sustainability impacts throughout the investment process through the use of the internal ESG scores and construction of the portfolio with an improved ESG profile compared to its investment universe.

The Forward-looking perspective defines a set of objectives and developed performance indicators to measure how the researches, portfolios and commitments are aligned on three issues, the '3Es' (Energy transition, Environmental sustainability, Equality & inclusive growth) and thus support investment processes.

Furthermore, the Stewardship team regularly identifies adverse impacts through ongoing research, collaboration with other long-term investors, and dialogue with NGOs and other experts.

As regards the sustainable investments that the financial product intends to make, the following principal adverse sustainability impacts are taken into account:

Corporate mandatory indicators:

1. GreenHouse Gas (GHG) Emissions
2. Carbon footprint
3. GHG intensity of investee companies
4. Exposure to companies active in the fossil fuel sector
5. Share of non-renewable energy consumption and production
6. Energy consumption intensity per high impact climate sector
7. Activities negatively affecting biodiversity sensitive areas
8. Emissions to water
9. Hazardous waste ratio
10. Violations of UN Global Compact principles and Organisation for Economic Cooperation and Development (OECD) Guidelines for Multinational Enterprises
11. Lack of processes and compliance mechanisms to monitor compliance with UN Global Compact principles and OECD Guidelines for Multinational Enterprises
12. Unadjusted gender pay gap
13. Board gender diversity
14. Exposure to controversial weapons (anti-personnel mines, cluster munitions, chemical weapons and biological weapons)

Corporate voluntary indicators:

Environment



4. Investments in companies without carbon emission reduction initiatives

Social

4. Lack of a supplier code of conduct

9. Lack of a human rights policy

Sovereign mandatory indicator:

15. GHG intensity

16. Investee countries subject to social violations

More detailed information on the manner in which principal adverse impacts on sustainability factors are considered can be found in the BNP PARIBAS ASSET MANAGEMENT SFDR disclosure statement:

<https://docfinder.bnpparibas-am.com/api/files/874ADAE2-3EE7-4AD4-B0ED-84FC06E090BF>

In addition, information on how the principal adverse impacts on sustainability factors have been considered over the year will be available in the annual report of the financial product.

How are the sustainable investments aligned with the OECD Guidelines for Multinational Enterprises and the UN Guiding Principles on Business and Human Rights?

The investment universe of the financial product is periodically screened with a view to identify issuers that are potentially in violation or at risk of violation of the UN Global Compact Principles, OECD Guidelines for Multinational Enterprises and UN Guiding Principles on Business & Human Rights, including the principles and rights set out in the eight fundamental conventions identified in the Declaration of the International Labour Organisation on Fundamental Principles and Rights at Work and the International Bill of Human Rights. This assessment is conducted within the BNPP AM Sustainability Centre on the basis of internal analysis and information provided by external experts, and in consultation with BNP Paribas Group CSR Team. If an issuer is found to be in serious and repeated violations of any of the principles, it will be placed on an 'exclusion list' and will not be available for investment. Existing investments should be divested from the portfolio according to an internal procedure. If an issuer is at risk of violating any of the principles, it is placed on a 'watch list' monitored, as appropriate.

The EU Taxonomy sets out a 'do not significant harm' principle by which Taxonomy-aligned investments should not significantly harm EU Taxonomy objectives and is accompanied by specific EU criteria.

The 'do no significant harm' principle applies only to those investments underlying the financial product that take into account the EU criteria for environmentally sustainable economic activities. The investments underlying the remaining portion of this financial product do not take into account the EU criteria for environmentally sustainable economic activities.

Any other sustainable investments must also not significantly harm any environmental or social objectives.



Does this financial product consider principal adverse impacts on sustainability factors?

Yes

The product considers principal adverse impacts on sustainability factors by systematically implementing the sustainable investment pillars defined in the GSS into its investment process. These pillars are covered by firm-wide policies that set criteria to identify, consider and prioritise as well as address or mitigate adverse sustainability impacts caused by issuers.

The RBC policy establishes a common framework across investments and economic activities that help identify industries and behaviours presenting a high risk of adverse impacts in violation of international norms. As part of the RBC Policy, sector policies provide a tailored approach to identify and prioritize principal adverse impacts based on the nature of the economic activity, and in many cases, the geography in which these economic activities take place.

The ESG Integration Guidelines includes a series of commitments, which are material to consideration of principal adverse sustainability impacts, and guides the internal ESG integration process. The proprietary ESG scoring framework includes an assessment of a number of adverse sustainability impacts caused by companies in which we invest. Outcome of this assessment may impact the valuation models as well as the portfolio construction depending on the severity and materiality of adverse impacts identified.

Thus, the Investment Manager considers principal adverse sustainability impacts throughout the investment process through the use of the internal ESG scores and construction of the portfolio with an improved ESG profile compared to its investment universe.

The Forward-looking perspective defines a set of objectives and developed performance indicators to measure how the researches, portfolios and commitments are aligned on three issues, the '3Es' (Energy transition, Environmental sustainability, Equality & inclusive growth) and thus support investment processes.

Furthermore, the Stewardship team regularly identifies adverse impacts through ongoing research, collaboration with other long-term investors, and dialogue with NGOs and other experts.

Actions to address or mitigate principal adverse sustainability impacts depend on the severity and materiality of these impacts. These actions are guided by the RBC Policy, ESG Integration Guidelines, and Engagement and Voting Policy which include the following provisions :

- Exclusion of issuers that are in violation of international norms and conventions and issuers that are involved in activities presenting an unacceptable risk to society and/or the environment
- Engagement with issuers with the aim of encouraging them to improve their environmental, social and governance practices and, thus, mitigate potential adverse impacts
- In case of equity holdings, voting at Annual General Meetings of companies the portfolio is invested in to promote good governance and advance environmental and social issues
- Ensuring all securities included in the portfolio have supportive ESG research
- Managing portfolios so that their aggregate ESG score is better than the relevant benchmark or universe

Based on the above approach, and depending on the composition of the financial product's portfolio (i.e. the type of issuer), the financial product considers and addresses or mitigates the following principal adverse sustainability impacts:

Corporate mandatory indicators:

1. GreenHouse Gas (GHG) Emissions
2. Carbon footprint
3. GHG intensity of investee companies
4. Exposure to companies active in the fossil fuel sector
5. Share of non-renewable energy consumption and production
6. Energy consumption intensity per high impact climate sector



7. Activities negatively affecting biodiversity sensitive areas
8. Emissions to water
9. Hazardous waste ratio
10. Violations of UN Global Compact principles and Organisation for Economic Cooperation and Development (OECD) Guidelines for Multinational Enterprises
11. Lack of processes and compliance mechanisms to monitor compliance with UN Global Compact principles and OECD Guidelines for Multinational Enterprises
12. Unadjusted gender pay gap
13. Board gender diversity
14. Exposure to controversial weapons (anti-personnel mines, cluster munitions, chemical weapons and biological weapons)

Corporate voluntary indicators:

Environment

4. Investments in companies without carbon emission reduction initiatives

Social

4. Lack of a supplier code of conduct
9. Lack of a human rights policy

Sovereign mandatory indicator:

15. GHG intensity
16. Investee countries subject to social violations

More detailed information on the manner in which principal adverse impacts on sustainability factors are considered can be found in the BNP PARIBAS ASSET MANAGEMENT SFDR disclosure statement: <https://docfinder.bnpparibas-am.com/api/files/874ADAE2-3EE7-4AD4-BOED-84FC06E090BF>
In addition, information on how the principal adverse impacts on sustainability factors have been considered over the year will be available in the annual report of the financial product.

No



What investment strategy does this financial product follow?

The investment strategy guides investment decisions based on factors such as investment objectives and risk tolerance.

To achieve the investment objective of the financial product, the investment manager takes into account at each step of its investment process the Environmental, Social and Governance (ESG) criteria that the financial product promotes.

The investment universe of the financial product is thoroughly screened with a view to identify issuers that are in violation of the UN Global Compact Principles, OECD Guidelines for Multinational Enterprises and UN Guiding Principles on Business & Human Rights. Issuers failing to meet their fundamental obligations in the areas of human and labour rights, environment and corruption are excluded from the investment universe. The in-house sector policies relating to companies operating in sensitive areas (controversial weapons, asbestos, mining, palm oil, etc.) are implemented in order to identify and exclude companies with the worst practices.

Then the Investment Manager integrates ESG ratings and criteria into the assessment of issuers. ESG ratings are built by BNP Paribas Asset Management's Sustainability Centre using a proprietary ESG methodology.

The investment manager constantly integrates the binding elements of the investment strategy described in the question below to construct an investment portfolio with a significantly improved ESG profile compared to its investment universe.

In addition, the Investment Manager relies on the internal sustainable investment methodology, as defined in the answer to the question What are the objectives of the sustainable investments that the financial product partially intends to make and how does the sustainable investments contribute to such objectives, to determine issuers that contribute to environmental and/or social objectives.

An extra-financial strategy may comprise methodological limitations such as the ESG Investment Risk as defined by the investment manager.

The elements of the investment strategy to attain the environmental or social characteristics promoted by this financial product as described below are systematically integrated throughout the investment process.

● **What are the binding elements of the investment strategy used to select the investments to attain each of the environmental or social characteristics promoted by this financial product?**

- The financial product shall comply with the RBC Policy by excluding companies involved in controversies due to poor practices related to human and labor rights, environment, and corruption, as well as companies operating in sensitive sectors (tobacco, coal, controversial weapons, asbestos,...), as these companies are deemed to be in violation of international norms, or to cause unacceptable harm to society and/or the environment

More information on the RBC Policy, and in particular criteria relating to sectoral exclusions, can be found on the website of the investment manager: Sustainability documents - BNPP AM Corporate English (<https://www.bnpparibas-am.com/sustainability-documents/>)

- The financial product shall have at least 90% of its assets (excluding ancillary liquid assets) covered by the ESG analysis based on the proprietary ESG methodology

- The financial product shall have the weighted average ESG score of its portfolio higher than the weighted average ESG score of its investment universe after eliminating at least 20% of securities with the lowest ESG Score, as defined in the Prospectus

- The financial product shall have the weighted average carbon footprint of its portfolio at least 50% lower than the weighted average carbon footprint of its investment universe

- The financial product shall invest at least 20% of its assets in 'sustainable investments' as defined in Article 2 (17) of the SFDR regulation. Criteria to qualify an investment as 'sustainable investment' are indicated in the above question 'What are the objectives of the sustainable investments that the financial product partially intends to make and does the sustainable investments contribute to such objectives' and the quantitative and qualitative thresholds are mentioned in the main part of the Prospectus

● **What is the committed minimum rate to reduce the scope of the investments considered prior to the application of that investment strategy?**

The financial product does not commit to a reduction of the scope of investments prior to the application of its investment strategy.

● **What is the policy to assess good governance practices of the investee companies?**

The ESG scoring framework assesses corporate governance through a core set of standard key performance indicators for all sectors supplemented by sector specific metrics. The governance metrics and indicators to assess good governance practices such as sound management structures, employee relations, remuneration of staff and tax compliance include but are not limited to:

- Separation of power (e.g. Split CEO/Chair)
- Board diversity
- Executive pay (remuneration policy)
- Board Independence, and key committees independence
- Accountability of directors
- Financial expertise of the Audit Committee
- Respect of shareholders rights and absence of antitakeover devices
- The presence of appropriate policies (i.e. Bribery and corruption, whistleblower)
- Tax disclosure
- An assessment of prior negative incidents relating to governance

The ESG analysis goes beyond the framework to look at a more qualitative assessment of how the insights from our ESG model are reflected in the culture and operations of investee companies. In some cases, the ESG analysts will conduct due diligence meetings to better understand the company's approach to corporate governance.

Good governance practices include sound management structures, employee relations, remuneration of staff and tax compliance.



What is the asset allocation planned for this financial product?

At least 80% of the investments of the financial product will be used to meet the environmental or social

characteristics promoted, in accordance with the binding elements of the investment strategy of the financial product.

For the avoidance of doubt, such a proportion is solely a minimum and the exact percentage of the investments of the financial product that attained the promoted environmental or social characteristics will be available in the annual report.

The minimum proportion of sustainable investments of the financial product is 20%.

The remaining proportion of the investments is mainly used as described under the question: "What investments are included under "#2 Other", what is their purpose and are there any minimum environmental or social safeguards?"

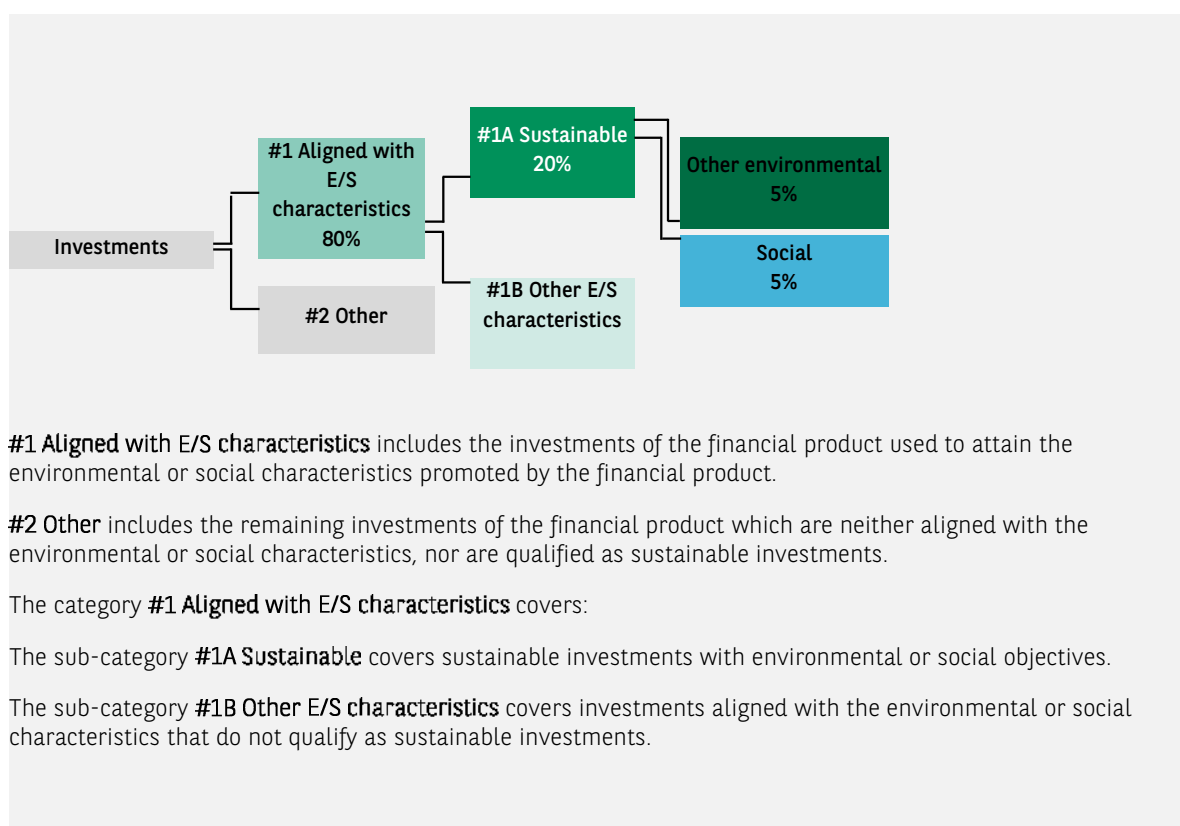
Asset allocation describes the share of investments in specific assets.

Taxonomy-aligned activities are expressed as a share of:

- **turnover** reflecting the share of revenue from green activities of investee companies.

- **capital expenditure** (CapEx) showing the green investments made by investee companies, e.g. for a transition to a green economy.

- **operational expenditure** (OpEx) reflecting green operational activities of investee companies.



#1 Aligned with E/S characteristics includes the investments of the financial product used to attain the environmental or social characteristics promoted by the financial product.

#2 Other includes the remaining investments of the financial product which are neither aligned with the environmental or social characteristics, nor are qualified as sustainable investments.


The category **#1 Aligned with E/S characteristics** covers:

The sub-category **#1A Sustainable** covers sustainable investments with environmental or social objectives.

The sub-category **#1B Other E/S characteristics** covers investments aligned with the environmental or social characteristics that do not qualify as sustainable investments.

● **How does the use of derivatives attain the environmental or social characteristics promoted by the financial product?**

Financial derivative instruments may be used for efficient portfolio management, hedging and/or investment purposes, if applicable. These instruments are not used to attain the environmental or social characteristics promoted by the product.

 **To what minimum extent are sustainable investments with an environmental objective aligned with the EU Taxonomy?**

Not applicable

To comply with the EU Taxonomy, the criteria for **fossil gas** include limitations on emissions and switching to renewable power or low-carbon fuels by the end of 2035. For **nuclear energy**, the criteria include comprehensive safety and waste management rules.

● Does the financial product invest in fossil gas and/or nuclear energy related activities that comply with the EU Taxonomy¹ ?

Yes

In fossil gas In Nuclear Energy

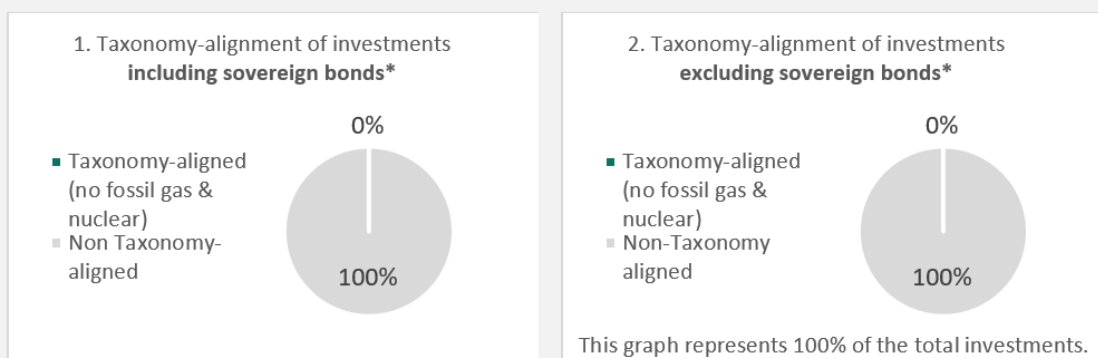
No

1 -Fossil gas and/or nuclear related activities will only comply with the EU Taxonomy where they contribute to limiting climate change ("climate change mitigation") and do not significantly harm any EU Taxonomy objective - see explanatory note in the left hand margin. The full criteria for fossil gas and nuclear energy economic activities that comply with the EU Taxonomy are laid down in Commission Delegated Regulation (EU) 2022/1214.

Enabling activities directly enable other activities to make a substantial contribution to an environmental objective.

Transitional activities are activities for which low-carbon alternatives are not yet available and among others have greenhouse gas emission levels corresponding to the best performance.

The two graphs below show in green the minimum percentage of investments that are aligned with the EU Taxonomy. As there is no appropriate methodology to determine the Taxonomy-alignment of sovereign bonds*, the first graph shows the Taxonomy-alignment in relation to all the investments of the financial product including sovereign bonds, while the second graph shows the Taxonomy-alignment only in relation to the investments of the financial product other than sovereign bonds.



* For the purpose of these graphs, 'sovereign bonds' consist of all sovereign exposures

● What is the minimum share of investments in transitional and enabling activities?

Not applicable

are sustainable investments with an environmental objective that **do not take into account the criteria** for environmentally sustainable economic activities under the EU Taxonomy.

● What is the minimum share of sustainable investments with an environmental objective that are not aligned with the EU Taxonomy?

The minimum share of sustainable investments with an environmental objective that are not aligned with the EU Taxonomy is 5%.

The minimum share is intentionally low as the objective of the investment manager is not to prevent the product from investing in taxonomy-aligned activities within the framework of the investment strategy of the product.

The Management Company is improving its Taxonomy-alignment data collection to ensure the accuracy and suitability of its Taxonomy sustainability-related disclosures. In the meantime, the financial product will invest in sustainable investments with an environmental objective that are not aligned with the EU Taxonomy.



What is the minimum share of socially sustainable investments?

The minimum share of socially sustainable investments within the financial product is 5%.



What investments are included under '#2 Other', what is their purpose and are there any minimum environmental or social safeguards?

The remaining proportion of the investments may include :

- The proportion of assets that are not used to meet the environmental or social characteristics promoted by the financial product. These assets are used for investment purposes, or
- Instruments which are mainly used for liquidity, efficient portfolio management, and/or hedging purposes, notably cash, deposits and derivatives

In any case, the investment manager will ensure that those investments are made while maintaining the improvement of the ESG profile of the financial product. In addition, those investments are made in compliance with our internal processes, including the following minimum environmental or social safeguards:

- The risk management policy. The risk management policy comprises procedures as are necessary to enable the management company to assess for each financial product it manages the exposure of that product to market, liquidity, sustainability and counterparty risks. And
- The RBC policy, where applicable, through the exclusion of companies involved in controversies due to poor practices related to human and labour rights, environment, and corruption, as well as companies operating in sensitive sectors (tobacco, coal, controversial weapons, asbestos,...), as these companies are deemed to be in violation of international norms, or to cause unacceptable harm to society and/or the environment



Is a specific index designated as a reference benchmark to determine whether this financial product is aligned with the environmental and/or social characteristics that it promotes?

No reference benchmark has been designated for the purpose of attaining the environmental or social characteristics promoted by the financial product.

- **How is the reference benchmark continuously aligned with each of the environmental or social characteristics promoted by the financial product?**

Not applicable

- **How is the alignment of the investment strategy with the methodology of the index ensured on a continuous basis?**

Not applicable

- **How does the designated index differ from a relevant broad market index?**

Not applicable

- **Where can the methodology used for the calculation of the designated index be found?**

Not applicable

Reference benchmarks are indexes to measure whether the financial product attains the environmental or social characteristics that they promote.



Where can I find more product specific information online?

More product-specific information can be found on the website: <https://www.bnpparibas-am.com/> after choosing the relevant country and directly in the section 'Sustainability-related disclosures' dedicated to the product.



Template pre-contractual disclosure for the financial products referred to in Article 8, paragraphs 1, 2 and 2a, of Regulation (EU) 2019/2088 and Article 6, first paragraph, of Regulation (EU) 2020/852

Sustainable investment means an investment in an economic activity that contributes to an environmental or social objective, provided that the investment does not significantly harm any environmental or social objective and that the investee companies follow good governance practices.

The **EU Taxonomy** is a classification system laid down in Regulation (EU) 2020/852, establishing a list of **environmentally sustainable economic activities**. That Regulation does not lay down a list of socially sustainable economic activities. Sustainable investments with an environmental objective might be aligned with the Taxonomy or not.

Product name : **BNP PARIBAS FUNDS SUSTAINABLE JAPAN MULTI-FACTOR EQUITY**

Legal Entity Identifier : 213800GWBTL3P1AUD47

Environmental and/or social characteristics

Does this financial product have a sustainable investment objective?	
<input checked="" type="radio"/> <input type="radio"/> Yes	<input checked="" type="radio"/> <input type="radio"/> No
<input type="checkbox"/> It will make a minimum of sustainable investments with an environmental objective: ____%	<input checked="" type="checkbox"/> It promotes Environmental/Social (E/S) characteristics and while it does not have as its objective a sustainable investment, it will have a minimum proportion of 50% of sustainable investments
<input type="checkbox"/> in economic activities that qualify as environmentally sustainable under the EU Taxonomy	<input type="checkbox"/> with an environmental objective in economic activities that qualify as environmentally sustainable under the EU Taxonomy
<input type="checkbox"/> in economic activities that do not qualify as environmentally sustainable under the EU Taxonomy	<input checked="" type="checkbox"/> with an environmental objective in economic activities that do not qualify as environmentally sustainable under the EU Taxonomy
<input type="checkbox"/> It will make a minimum of sustainable investments with a social objective: ____%	<input checked="" type="checkbox"/> with a social objective
	<input type="checkbox"/> It promotes E/S characteristics, but will not make any sustainable investments



What environmental and/or social characteristics are promoted by this financial product?

The financial product promotes environmental and social characteristics by assessing underlying investments against Environmental, Social and Governance (ESG) criteria using an internal ESG proprietary methodology, and by investing in issuers that demonstrate superior or improving environmental and social practices, while implementing robust corporate governance practices within their sector of activity.

The financial product aims to improve its ESG profile and reduce its environmental footprint, as measured by greenhouse gas emissions, compared to its investment universe.

The ESG performance of an issuer is evaluated against a combination of environmental, social and governance factors which include but not limited to:

- Environmental: energy efficiency, reduction of emissions of greenhouse gases (GHG), treatment of waste
- Social: respect of human rights and workers' rights, human resources management (workers' health and safety, diversity)
- Governance: Board of Directors independence, managers' remuneration, respect of minority shareholders rights

The exclusion criteria are applied with regard to issuers that are in violation of international norms and convention, or operate in sensitive sectors as defined by the Responsible Business Conduct Policy (RBC Policy).

Furthermore, the investment manager promotes better environmental and social outcomes through engagement with issuers and the exercise of voting rights according to the Stewardship policy, where applicable.

No reference benchmark has been designated for the purpose of attaining the environmental or social characteristics promoted by the financial product.

Sustainability indicators measure how the environmental or social characteristics promoted by the financial product are attained.

● **What sustainability indicators are used to measure the attainment of each of the environmental or social characteristics promoted by this financial product?**

The following sustainability indicators are used to measure the attainment of the environmental and social characteristics promoted by the financial product:

- The percentage of the portfolio compliant with the RBC Policy
- The percentage of the portfolio covered by the ESG analysis based on the ESG internal proprietary methodology
- The weighted average ESG score of the portfolio compared to the weighted average ESG score of its investment universe, as defined in the Prospectus
- The average carbon footprint of the portfolio compared to the average carbon footprint of its investment universe
- The percentage of the financial product's portfolio invested in 'sustainable investments' as defined in Article 2 (17) of the SFDR regulation

● **What are the objectives of the sustainable investments that the financial product partially intends to make and how does the sustainable investment contribute to such objectives?**

The objectives of the sustainable investments made by the financial product are to finance companies that contribute to environmental and/or social objectives through their products and services, as well as their sustainable practices.

The internal methodology, as defined in the main part of the Prospectus, integrates several criteria into its definition of sustainable investments that are considered to be core components to qualify a company as sustainable. These criteria are complementary to each other. In practice, a company must meet at least one of the criteria described below in order to be considered as contributing to an environmental or social objective:

1. A company with an economic activity aligned with the EU Taxonomy objectives. A company can be qualified as sustainable investment in case it has more than 20% of its revenues aligned with the EU Taxonomy. A company qualifying as sustainable investment through this criteria can for example contribute to the following environmental objectives: sustainable forestry, environmental restoration, sustainable manufacturing, renewable energy, water supply, sewerage, waste management and remediation, sustainable transportation, sustainable buildings, sustainable information and technology, scientific research for sustainable development;
2. A company with an economic activity contributing to one or more United Nations Sustainable Development goals (UN SDG) targets. A company can be qualified as sustainable investment in case it has more than 20% of its revenues aligned with the SDGs and less than 20% of its revenues misaligned with the UN SDGs. A company qualifying as sustainable investment through this criteria can for example contribute to the following objectives:

a. Environmental: sustainable agriculture, sustainable management of water and sanitation, sustainable and modern energy, sustainable economic growth, sustainable infrastructure, sustainable cities, sustainable consumption and production patterns, fight against climate change, conservation and sustainable use of oceans, seas and marine resources, protection, restoration and sustainable use of terrestrial ecosystems, sustainable management of forests, fight against desertification, land degradation and biodiversity loss;

b. Social: no poverty, zero hunger, food security, healthy lives and well-being at all ages, inclusive and equitable quality education and lifelong learning opportunities, gender equality, women and girls empowerment, availability of water and sanitation, access to affordable, reliable and modern energy, inclusive and sustainable economic growth, full and productive employment and decent work, resilient infrastructure, inclusive and sustainable industrialization, reduced inequality, inclusive, safe and resilient cities and human settlements, peaceful and inclusive societies, access to justice and effective, accountable and inclusive institutions, global partnership for sustainable development.

3. A company operating in a high GHG emission sector that is transitioning its business model to align with the objective of maintaining the global temperature rise below 1.5°C. A company qualifying as sustainable investment through this criteria can for example contribute to the following environmental objectives: GHG emissions reduction, fight against climate change;

4. A company with best-in-class environmental or social practices compared to its peers within the relevant sector and geographical region. The E or S best performer assessment is based on the BNPP AM ESG scoring methodology. The methodology scores companies and assesses them against a peer group comprising companies in comparable sectors and geographical regions. A company with a contribution score above 10 on the Environmental or Social pillar qualifies as best performer. A company qualifying as sustainable investment through this criteria can for example contribute to the following objectives:

a. Environmental: fight against climate change, environmental risk management, sustainable management of natural resources, waste management, water management, GHG emissions reduction, renewable energy, sustainable agriculture, green infrastructure;

b. Social: health and safety, human capital management, good external stakeholder management (supply chain, contractors, data), business ethics preparedness, good corporate governance.

Green bonds, social bonds and sustainability bonds issued to support specific environmental and/or social projects are also qualified as sustainable investments provided that these debt securities receive an investment recommendation 'POSITIVE' or 'NEUTRAL' from the Sustainability Center following the issuer and underlying project assessment based on a proprietary Green/Social/Sustainability Bond Assessment methodology.

Companies identified as a sustainable investment should not significantly harm any other environmental or social objectives (the Do No Significant Harm 'DNSH' principle) and should follow good governance practices. BNP Paribas Asset Management (BNPP AM) uses its proprietary methodology to assess all companies against these requirements.

More information on the internal methodology can be found on the website of the investment manager: <https://docfinder.bnpparibas-am.com/api/files/14787511-CB33-49FC-B9B5-7E934948BE63>

● **How do the sustainable investments that the financial product partially intends to make, not cause significant harm to any environmental or social sustainable investment objective?**

Sustainable investments that the product partially intends to make should not significantly harm any environmental or social objective (DNSH Principle). In this respect, the investment manager commits to consider principal adverse impacts on sustainability factors by taking into account indicators for adverse impacts as defined in SFDR, and to not invest in companies that do not meet their fundamental obligations in line with the OECD Guidelines and the UN Guiding Principles on Business and Human Rights.

Principal adverse impacts are the most significant negative impacts of investment decisions on sustainability factors relating to environmental, social and employee matters, respect for human rights, anti-corruption and anti-bribery

How have the indicators for adverse impacts on sustainability factors been taken into account?

The investment manager ensures that throughout its investment process, the financial product takes into account principal all the adverse impact indicators that are relevant to its investment strategy to select the sustainable investments that the financial product partially intends to make by systematically implementing the sustainable investment pillars defined in the BNP Paribas Asset Management Global Sustainability Strategy (GSS) into its investment process : RBC policy, ESG integration guidelines, Stewardship, the forward-looking vision the '3Es' (Energy transition, Environmental sustainability, Equality & Inclusive Growth).

The RBC policy establishes a common framework across investments and economic activities that help identify industries and behaviours presenting a high risk of adverse impacts in violation of international norms. As part of the RBC Policy, sector policies provide a tailored approach to identify and prioritize principal adverse impacts based on the nature of the economic activity, and in many cases, the geography in which these economic activities take place.

The ESG Integration Guidelines includes a series of commitments, which are material to consideration of principal adverse sustainability impacts, and guides the internal ESG integration process. The proprietary ESG scoring framework includes an assessment of a number of adverse sustainability impacts caused by companies in which we invest. Outcome of this assessment may impact the valuation models as well as the portfolio construction depending on the severity and materiality of adverse impacts identified.

Thus, the Investment Manager considers principal adverse sustainability impacts throughout the investment process through the use of the internal ESG scores and construction of the portfolio with an improved ESG profile compared to its investment universe.

The Forward-looking perspective defines a set of objectives and developed performance indicators to measure how the researches, portfolios and commitments are aligned on three issues, the '3Es' (Energy transition, Environmental sustainability, Equality & inclusive growth) and thus support investment processes.

Furthermore, the Stewardship team regularly identifies adverse impacts through ongoing research, collaboration with other long-term investors, and dialogue with NGOs and other experts.

As regards the sustainable investments that the financial product intends to make, the following principal adverse sustainability impacts are taken into account:

Corporate mandatory indicators:

1. GreenHouse Gas (GHG) Emissions
2. Carbon footprint
3. GHG intensity of investee companies
4. Exposure to companies active in the fossil fuel sector
5. Share of non-renewable energy consumption and production
6. Energy consumption intensity per high impact climate sector
7. Activities negatively affecting biodiversity sensitive areas
8. Emissions to water
9. Hazardous waste ratio
10. Violations of UN Global Compact principles and Organisation for Economic Cooperation and Development (OECD) Guidelines for Multinational Enterprises
11. Lack of processes and compliance mechanisms to monitor compliance with UN Global Compact principles and OECD Guidelines for Multinational Enterprises
12. Unadjusted gender pay gap
13. Board gender diversity
14. Exposure to controversial weapons (anti-personnel mines, cluster munitions, chemical weapons and biological weapons)

Corporate voluntary indicators:

Environment



4. Investments in companies without carbon emission reduction initiatives

Social

4. Lack of a supplier code of conduct

9. Lack of a human rights policy

Sovereign mandatory indicator:

15. GHG intensity

16. Investee countries subject to social violations

More detailed information on the manner in which principal adverse impacts on sustainability factors are considered can be found in the BNP PARIBAS ASSET MANAGEMENT SFDR disclosure statement:

<https://docfinder.bnpparibas-am.com/api/files/874ADAE2-3EE7-4AD4-B0ED-84FC06E090BF>

In addition, information on how the principal adverse impacts on sustainability factors have been considered over the year will be available in the annual report of the financial product.

How are the sustainable investments aligned with the OECD Guidelines for Multinational Enterprises and the UN Guiding Principles on Business and Human Rights?

The investment universe of the financial product is periodically screened with a view to identify issuers that are potentially in violation or at risk of violation of the UN Global Compact Principles, OECD Guidelines for Multinational Enterprises and UN Guiding Principles on Business & Human Rights, including the principles and rights set out in the eight fundamental conventions identified in the Declaration of the International Labour Organisation on Fundamental Principles and Rights at Work and the International Bill of Human Rights. This assessment is conducted within the BNPP AM Sustainability Centre on the basis of internal analysis and information provided by external experts, and in consultation with BNP Paribas Group CSR Team. If an issuer is found to be in serious and repeated violations of any of the principles, it will be placed on an 'exclusion list' and will not be available for investment. Existing investments should be divested from the portfolio according to an internal procedure. If an issuer is at risk of violating any of the principles, it is placed on a 'watch list' monitored, as appropriate.

The EU Taxonomy sets out a 'do not significant harm' principle by which Taxonomy-aligned investments should not significantly harm EU Taxonomy objectives and is accompanied by specific EU criteria.

The 'do no significant harm' principle applies only to those investments underlying the financial product that take into account the EU criteria for environmentally sustainable economic activities. The investments underlying the remaining portion of this financial product do not take into account the EU criteria for environmentally sustainable economic activities.

Any other sustainable investments must also not significantly harm any environmental or social objectives.



Does this financial product consider principal adverse impacts on sustainability factors?

Yes

The product considers principal adverse impacts on sustainability factors by systematically implementing the sustainable investment pillars defined in the GSS into its investment process. These pillars are covered by firm-wide policies that set criteria to identify, consider and prioritise as well as address or mitigate adverse sustainability impacts caused by issuers.

The RBC policy establishes a common framework across investments and economic activities that help identify industries and behaviours presenting a high risk of adverse impacts in violation of international norms. As part of the RBC Policy, sector policies provide a tailored approach to identify and prioritize principal adverse impacts based on the nature of the economic activity, and in many cases, the geography in which these economic activities take place.

The ESG Integration Guidelines includes a series of commitments, which are material to consideration of principal adverse sustainability impacts, and guides the internal ESG integration process. The proprietary ESG scoring framework includes an assessment of a number of adverse sustainability impacts caused by companies in which we invest. Outcome of this assessment may impact the valuation models as well as the portfolio construction depending on the severity and materiality of adverse impacts identified.

Thus, the Investment Manager considers principal adverse sustainability impacts throughout the investment process through the use of the internal ESG scores and construction of the portfolio with an improved ESG profile compared to its investment universe.

The Forward-looking perspective defines a set of objectives and developed performance indicators to measure how the researches, portfolios and commitments are aligned on three issues, the '3Es' (Energy transition, Environmental sustainability, Equality & inclusive growth) and thus support investment processes.

Furthermore, the Stewardship team regularly identifies adverse impacts through ongoing research, collaboration with other long-term investors, and dialogue with NGOs and other experts.

Actions to address or mitigate principal adverse sustainability impacts depend on the severity and materiality of these impacts. These actions are guided by the RBC Policy, ESG Integration Guidelines, and Engagement and Voting Policy which include the following provisions :

- Exclusion of issuers that are in violation of international norms and conventions and issuers that are involved in activities presenting an unacceptable risk to society and/or the environment
- Engagement with issuers with the aim of encouraging them to improve their environmental, social and governance practices and, thus, mitigate potential adverse impacts
- In case of equity holdings, voting at Annual General Meetings of companies the portfolio is invested in to promote good governance and advance environmental and social issues
- Ensuring all securities included in the portfolio have supportive ESG research
- Managing portfolios so that their aggregate ESG score is better than the relevant benchmark or universe

Based on the above approach, and depending on the composition of the financial product's portfolio (i.e. the type of issuer), the financial product considers and addresses or mitigates the following principal adverse sustainability impacts:

Corporate mandatory indicators:

1. GreenHouse Gas (GHG) Emissions
2. Carbon footprint
3. GHG intensity of investee companies
4. Exposure to companies active in the fossil fuel sector
5. Share of non-renewable energy consumption and production
6. Energy consumption intensity per high impact climate sector



7. Activities negatively affecting biodiversity sensitive areas
8. Emissions to water
9. Hazardous waste ratio
10. Violations of UN Global Compact principles and Organisation for Economic Cooperation and Development (OECD) Guidelines for Multinational Enterprises
11. Lack of processes and compliance mechanisms to monitor compliance with UN Global Compact principles and OECD Guidelines for Multinational Enterprises
12. Unadjusted gender pay gap
13. Board gender diversity
14. Exposure to controversial weapons (anti-personnel mines, cluster munitions, chemical weapons and biological weapons)

Corporate voluntary indicators:

Environment

4. Investments in companies without carbon emission reduction initiatives

Social

4. Lack of a supplier code of conduct
9. Lack of a human rights policy

Sovereign mandatory indicator:

15. GHG intensity
16. Investee countries subject to social violations

More detailed information on the manner in which principal adverse impacts on sustainability factors are considered can be found in the BNP PARIBAS ASSET MANAGEMENT SFDR disclosure statement: <https://docfinder.bnpparibas-am.com/api/files/874ADAE2-3EE7-4AD4-BOED-84FC06E090BF>
In addition, information on how the principal adverse impacts on sustainability factors have been considered over the year will be available in the annual report of the financial product.

No



What investment strategy does this financial product follow?

The investment strategy guides investment decisions based on factors such as investment objectives and risk tolerance.

To achieve the investment objective of the financial product, the investment manager takes into account at each step of its investment process the Environmental, Social and Governance (ESG) criteria that the financial product promotes.

The investment universe of the financial product is thoroughly screened with a view to identify issuers that are in violation of the UN Global Compact Principles, OECD Guidelines for Multinational Enterprises and UN Guiding Principles on Business & Human Rights. Issuers failing to meet their fundamental obligations in the areas of human and labour rights, environment and corruption are excluded from the investment universe. The in-house sector policies relating to companies operating in sensitive areas (controversial weapons, asbestos, mining, palm oil, etc.) are implemented in order to identify and exclude companies with the worst practices.

Then the Investment Manager integrates ESG ratings and criteria into the assessment of issuers. ESG ratings are built by BNP Paribas Asset Management's Sustainability Centre using a proprietary ESG methodology.

The investment manager constantly integrates the binding elements of the investment strategy described in the question below to construct an investment portfolio with a significantly improved ESG profile compared to its investment universe.

In addition, the Investment Manager relies on the internal sustainable investment methodology, as defined in the answer to the question What are the objectives of the sustainable investments that the financial product partially intends to make and how does the sustainable investments contribute to such objectives, to determine issuers that contribute to environmental and/or social objectives.

An extra-financial strategy may comprise methodological limitations such as the ESG Investment Risk as defined by the investment manager.

The elements of the investment strategy to attain the environmental or social characteristics promoted by this financial product as described below are systematically integrated throughout the investment process.

● **What are the binding elements of the investment strategy used to select the investments to attain each of the environmental or social characteristics promoted by this financial product?**

- The financial product shall comply with the RBC Policy by excluding companies involved in controversies due to poor practices related to human and labor rights, environment, and corruption, as well as companies operating in sensitive sectors (tobacco, coal, controversial weapons, asbestos,...), as these companies are deemed to be in violation of international norms, or to cause unacceptable harm to society and/or the environment

More information on the RBC Policy, and in particular criteria relating to sectoral exclusions, can be found on the website of the investment manager: Sustainability documents - BNPP AM Corporate English (<https://www.bnpparibas-am.com/sustainability-documents/>)

- The financial product shall have at least 90% of its assets (excluding ancillary liquid assets) covered by the ESG analysis based on the ESG internal proprietary methodology

- The financial product shall have the weighted average carbon footprint of its portfolio at least 50% lower than the weighted average carbon footprint of its investment universe

- The financial product shall invest at least 50% of its assets in 'sustainable investments' as defined in Article 2 (17) of the SFDR regulation. Criteria to qualify an investment as 'sustainable investment' are indicated in the above question 'What are the objectives of the sustainable investments that the financial product partially intends to make and does the sustainable investments contribute to such objectives' and the quantitative and qualitative thresholds are mentioned in the main part of the Prospectus

● **What is the committed minimum rate to reduce the scope of the investments considered prior to the application of that investment strategy?**

The financial product does not commit to a reduction of the scope of investments prior to the application of its investment strategy.

● **What is the policy to assess good governance practices of the investee companies?**

The ESG scoring framework assesses corporate governance through a core set of standard key performance indicators for all sectors supplemented by sector specific metrics. The governance metrics and indicators to assess good governance practices such as sound management structures, employee relations, remuneration of staff and tax compliance include but are not limited to:

- Separation of power (e.g. Split CEO/Chair)
- Board diversity
- Executive pay (remuneration policy)
- Board Independence, and key committees independence
- Accountability of directors
- Financial expertise of the Audit Committee
- Respect of shareholders rights and absence of antitakeover devices
- The presence of appropriate policies (i.e. Bribery and corruption, whistleblower)
- Tax disclosure
- An assessment of prior negative incidents relating to governance

The ESG analysis goes beyond the framework to look at a more qualitative assessment of how the insights from our ESG model are reflected in the culture and operations of investee companies. In some cases, the ESG analysts will conduct due diligence meetings to better understand the company's approach to corporate governance.

Good governance practices include sound management structures, employee relations, remuneration of staff and tax compliance.



What is the asset allocation planned for this financial product?

At least 80% of the investments of the financial product will be used to meet the environmental or social characteristics promoted, in accordance with the binding elements of the investment strategy of the financial product.

For the avoidance of doubt, such a proportion is solely a minimum and the exact percentage of the investments of

the financial product that attained the promoted environmental or social characteristics will be available in the annual report.

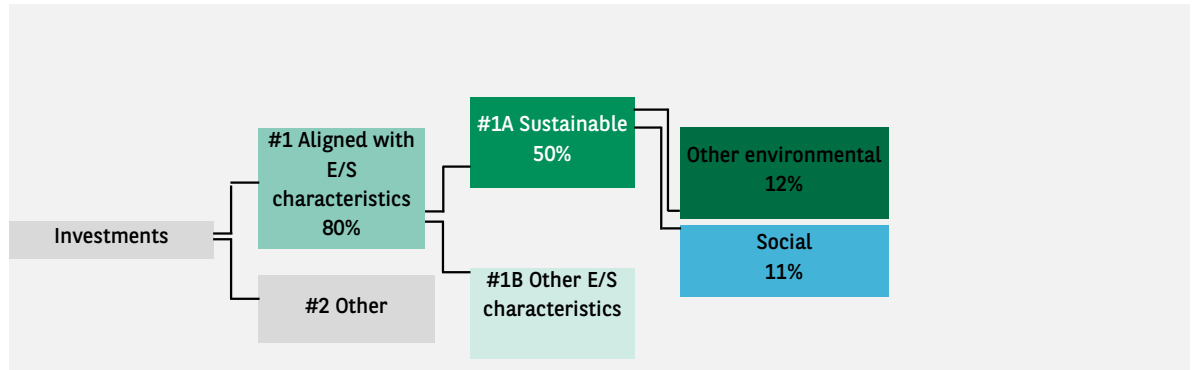
The minimum proportion of sustainable investments of the financial product is 50%.

The remaining proportion of the investments is mainly used as described under the question: "What investments are included under "#2 Other", what is their purpose and are there any minimum environmental or social safeguards?"

Asset allocation describes the share of investments in specific assets.

Taxonomy-aligned activities are expressed as a share of:

- **turnover** reflecting the share of revenue from green activities of investee companies.
- **capital expenditure** (CapEx) showing the green investments made by investee companies, e.g. for a transition to a green economy.
- **operational expenditure** (OpEx) reflecting green operational activities of investee companies.



#1 Aligned with E/S characteristics includes the investments of the financial product used to attain the environmental or social characteristics promoted by the financial product.

#2 Other includes the remaining investments of the financial product which are neither aligned with the environmental or social characteristics, nor are qualified as sustainable investments.


The category **#1 Aligned with E/S characteristics** covers:

The sub-category **#1A Sustainable** covers sustainable investments with environmental or social objectives.

The sub-category **#1B Other E/S characteristics** covers investments aligned with the environmental or social characteristics that do not qualify as sustainable investments.

● **How does the use of derivatives attain the environmental or social characteristics promoted by the financial product?**

Financial derivative instruments may be used for efficient portfolio management, hedging and/or investment purposes, if applicable. These instruments are not used to attain the environmental or social characteristics promoted by the product.

 **To what minimum extent are sustainable investments with an environmental objective aligned with the EU Taxonomy?**

Not applicable

● **Does the financial product invest in fossil gas and/or nuclear energy related activities that comply with the EU Taxonomy¹ ?**

Yes

In fossil gas In Nuclear Energy

No

¹ -Fossil gas and/or nuclear related activities will only comply with the EU Taxonomy where they contribute to limiting climate change ("climate change mitigation") and do not significantly harm any EU Taxonomy objective - see explanatory note in the left hand margin. The full criteria for fossil gas and nuclear energy economic activities that comply with the EU Taxonomy are laid down in Commission Delegated Regulation (EU) 2022/1214.

Enabling activities directly enable other activities to make a substantial contribution to an environmental objective. **Transitional activities** are activities for which low-carbon alternatives are not yet available and among others have greenhouse gas emission levels corresponding to the best performance.

The two graphs below show in green the minimum percentage of investments that are aligned with the EU Taxonomy. As there is no appropriate methodology to determine the Taxonomy-alignment of sovereign bonds*, the first graph shows the Taxonomy-alignment in relation to all the investments of the financial product including sovereign bonds, while the second graph shows the Taxonomy-alignment only in relation to the investments of the financial product other than sovereign bonds.



* For the purpose of these graphs, 'sovereign bonds' consist of all sovereign exposures

● **What is the minimum share of investments in transitional and enabling activities?**

Not applicable

are sustainable investments with an environmental objective that **do not take into account the criteria** for environmentally sustainable economic activities under the EU Taxonomy.

● **What is the minimum share of sustainable investments with an environmental objective that are not aligned with the EU Taxonomy?**

The minimum share of sustainable investments with an environmental objective that are not aligned with the EU Taxonomy is 12%.

The minimum share is intentionally low as the objective of the investment manager is not to prevent the product from investing in taxonomy-aligned activities within the framework of the investment strategy of the product.

The Management Company is improving its Taxonomy-alignment data collection to ensure the accuracy and suitability of its Taxonomy sustainability-related disclosures. In the meantime, the financial product will invest in sustainable investments with an environmental objective that are not aligned with the EU Taxonomy.

● **What is the minimum share of socially sustainable investments?**

The minimum share of socially sustainable investments within the financial product is 11%.

● **What investments are included under '#2 Other', what is their purpose and are there any minimum environmental or social safeguards?**

The remaining proportion of the investments may include :

- The proportion of assets that are not used to meet the environmental or social characteristics promoted by the financial product. These assets are used for investment purposes, or
- Instruments which are mainly used for liquidity, efficient portfolio management, and/or hedging purposes, notably cash, deposits and derivatives

In any case, the investment manager will ensure that those investments are made while maintaining the

improvement of the ESG profile of the financial product. In addition, those investments are made in compliance with our internal processes, including the following minimum environmental or social safeguards:

- The risk management policy. The risk management policy comprises procedures as are necessary to enable the management company to assess for each financial product it manages the exposure of that product to market, liquidity, sustainability and counterparty risks. And

- The RBC policy, where applicable, through the exclusion of companies involved in controversies due to poor practices related to human and labour rights, environment, and corruption, as well as companies operating in sensitive sectors (tobacco, coal, controversial weapons, asbestos,...), as these companies are deemed to be in violation of international norms, or to cause unacceptable harm to society and/or the environment



Is a specific index designated as a reference benchmark to determine whether this financial product is aligned with the environmental and/or social characteristics that it promotes?

Reference benchmarks are indexes to measure whether the financial product attains the environmental or social characteristics that they promote.

No reference benchmark has been designated for the purpose of attaining the environmental or social characteristics promoted by the financial product.

- **How is the reference benchmark continuously aligned with each of the environmental or social characteristics promoted by the financial product?**

Not applicable

- **How is the alignment of the investment strategy with the methodology of the index ensured on a continuous basis?**

Not applicable

- **How does the designated index differ from a relevant broad market index?**

Not applicable

- **Where can the methodology used for the calculation of the designated index be found?**

Not applicable



Where can I find more product specific information online?

More product-specific information can be found on the website: <https://www.bnpparibas-am.com/> after choosing the relevant country and directly in the section 'Sustainability-related disclosures' dedicated to the product.

Template pre-contractual disclosure for the financial products referred to in Article 8, paragraphs 1, 2 and 2a, of Regulation (EU) 2019/2088 and Article 6, first paragraph, of Regulation (EU) 2020/852

Product name: BNP Paribas Funds Sustainable Multi-Asset Balanced

Legal entity identifier: 213800LNF3Y04Y1C8T55

ENVIRONMENTAL AND/OR SOCIAL CHARACTERISTICS

Does this financial product have a sustainable investment objective?

Yes

No

It will make a minimum of sustainable investments with an environmental objective: ___%

in economic activities that qualify as environmentally sustainable under the EU Taxonomy

in economic activities that do not qualify as environmentally sustainable under the EU Taxonomy

It will make a minimum of sustainable investments with a social objective: ___%

It promotes Environmental/Social (E/S) characteristics and while it does not have as its objective a sustainable investment, it will have a minimum proportion of 35% of sustainable investments

with an environmental objective in economic activities that qualify as environmentally sustainable under the EU Taxonomy

with an environmental objective in economic activities that do not qualify as environmentally sustainable under the EU Taxonomy

with a social objective

It promotes E/S characteristics, but will not make any sustainable investments

Sustainable investment means an investment in an economic activity that contributes to an environmental or social objective, provided that the investment does not significantly harm any environmental or social objective and that the investee companies follow good governance practices.

The **EU Taxonomy** is a classification system laid down in Regulation (EU) 2020/852, establishing a list of **environmentally sustainable economic activities**. That Regulation does not lay down a list of socially sustainable economic activities. Sustainable investments with an environmental objective might be aligned with the Taxonomy or not.



What environmental and/or social characteristics are promoted by this financial product?

The financial product promotes environmental and social characteristics by assessing underlying investments against Environmental, Social and Governance (ESG) criteria, and by investing directly, or indirectly through funds, in bonds or shares of issuers selected based on their practices and activities linked to sustainable development through either the best-in-class approach or sustainable thematic approach.

The best-in-class approach consists in assessing ESG performance of issuers against a combination of environmental, social and governance (ESG) factors and investing in issuers that demonstrate superior environmental and social practices, while implementing robust corporate governance practices within their sector of activity.

The sustainable thematic approach consists in investing in :

- o Companies that offer products services and solutions helping to address specific

environmental and/or social challenges;

- o Green bonds, social bonds or sustainability bonds issued by corporates, supranational sovereign agencies, local entities and/or government to support projects with environmental and/or social objectives

When investing through passive funds and/or external funds, the investment manager relies on ESG methodology and exclusion policies used by third-party asset managers and index providers as well as their engagement and voting policies and practices.

The external fund analysis team within the investment manager is dedicated to select external funds using a proprietary methodology.

In addition to the usual selection criteria (quantitative analysis, qualitative analysis and risk due diligence), the team offers a ranking based on extra-financial (or ESG) criteria for each recommended manager or fund in each sector. The team applies a qualitative rather than quantitative ESG rating to the funds and managers selected in order to assess the effective implementation of ESG practices and the inclusion of extra-financial criteria in their investment process.

The ESG rating system for the team is based on fundamental principles:

- Consistency of approach systematically applied across all asset classes and sectors to ensure consistency in rating
- A proprietary methodology applicable to all funds, with well-defined rules to limit any subjectivity
- An ESG rating for both the management company and the fund (the last including the ESG rating of its management company) The team also analyses a specific SRI (Socially Responsible Investment) selection based on complementary approaches (negative screening, best-in-class / best-effort, positive screening / impact investing)

As all external funds under selection, SRI funds must go through a selection process in three stages (quantitative analysis, qualitative analysis and risk due diligence). Therefore the ESG criteria applied to the investment process are assessed by examining in particular (non-exhaustive list):

- The extra-financial constraints applicable to the Fund's investment universe
- The use of quantitative and qualitative criteria and ESG research in the investment process
- Taking financial and extra-financial requirements into account in the construction of the portfolio
- Monitoring and compliance check with the constraints of socially responsible investment

When investing directly or through internal active funds, the investment manager relies on a proprietary ESG methodology and applies exclusion criteria with regard to issuers that are in violation of international norms and convention, or operate in sensitive sectors as defined by the Responsible Business Policy (RBC Policy).

The ESG performance of an issuer is evaluated against a combination of environmental, social and governance factors which include but not limited to :

- o Environmental: energy efficiency, reduction of emissions of greenhouse gases (GHG), treatment of waste;
- o Social: respect of human rights and workers' rights, human resources management (workers' health and safety, diversity);
- o Governance: Board of Directors independence, managers' remuneration, respect of minority shareholders rights.

Furthermore, the investment manager promotes better environmental and social outcomes through engagement with issuers and the exercise of voting rights according to the Stewardship policy, where applicable.

No reference benchmark has been designated for the purpose of attaining the environmental or social characteristics promoted by the financial product.

● ***What sustainability indicators are used to measure the attainment of each of the environmental or social characteristics promoted by this financial product?***

The following sustainability indicators are used to measure the attainment of the environmental and social characteristics promoted by the financial product:

- § The percentage of the direct investments and internal active funds compliant with the RBC Policy;
- § The percentage of the direct investments covered by ESG analysis based on the ESG internal proprietary methodology;
- § The percentage of the investment universe reduction of the direct investments due to exclusion of securities with low ESG score and/or sector exclusions as per the RBC Policy;
- § The percentage of the indirect investments which comply with either a selectivity approach (exclusion of at least 25% of the worst ESG-rated securities of the investment universe) or a rating upgrade approach (ESG score better than the investment universe from which at least 20% of the worst ESG-rated securities have been excluded);
- § The percentage of the financial product's portfolio invested in "sustainable investments" as defined in Article 2 (17) of the SFDR regulation;
- § The percentage of the financial product's portfolio invested in investments aligned with the EU Taxonomy.

● ***What are the objectives of the sustainable investments that the financial product partially intends to make and how does the sustainable investment contribute to such objectives?***

The objectives of the sustainable investments made by the financial product are to indirectly finance companies that contribute to environmental and/or social objectives through their products and services, as well as their sustainable practices.

The Sustainable Investment minimum commitment of the financial product is calculated on an asset under management (AuM) weighted methodology without any minimum required for any underlying funds. As such, a look-through approach is applied in order to calculate the financial product's sustainable investment minimum proportion based on the data reported by the underlying funds.

Any sustainable investment commitment reported by external active and/or passive funds, selected by the dedicated internal team, are assessed thanks to specific methodologies developed by third-party asset managers and/or index providers.

Any sustainable investment commitment reported by direct investments or through internal active and/or passive funds are assessed thanks to the proprietary sustainable investment methodology as described below.

The internal methodology, as defined in the main part of the Prospectus, integrates several criteria into its definition of sustainable investments that are considered to be core components to qualify a company as sustainable. These criteria are complementary to each other. In practice, a company must meet at least one of the criteria described below in order to be considered as contributing to an environmental or social objective:

1. A company with an economic activity aligned with the EU Taxonomy objectives. A company can be qualified as sustainable investment in case it has more than 20% of its revenues aligned with the EU Taxonomy. A company qualifying as sustainable investment through this

Sustainability indicators measure how the environmental or social characteristics promoted by the financial product are attained.

criteria can for example contribute to the following environmental objectives: sustainable forestry, environmental restoration, sustainable manufacturing, renewable energy, water supply, sewerage, waste management and remediation, sustainable transportation, sustainable buildings, sustainable information and technology, scientific research for sustainable development;

2. A company with an economic activity contributing to one or more United Nations Sustainable Development goals (UN SDG) targets. A company can be qualified as sustainable investment

in case it has more than 20% of its revenues aligned with the SDGs and less than 20% of its revenues misaligned with the UN SDGs. A company qualifying as sustainable investment through this criteria can for example contribute to the following objectives:

- a. Environmental: sustainable agriculture, sustainable management of water and sanitation, sustainable and modern energy, sustainable economic growth, sustainable infrastructure, sustainable cities, sustainable consumption and production patterns, fight against climate change, conservation and sustainable use of oceans, seas and marine resources, protection, restoration and sustainable use of terrestrial ecosystems, sustainable management of forests, fight against desertification, land degradation and biodiversity loss;
 - b. Social: no poverty, zero hunger, food security, healthy lives and well-being at all ages, inclusive and equitable quality education and lifelong learning opportunities, gender equality, women and girls empowerment, availability of water and sanitation, access to affordable, reliable and modern energy, inclusive and sustainable economic growth, full and productive employment and decent work, resilient infrastructure, inclusive and sustainable industrialization, reduced inequality, inclusive, safe and resilient cities and human settlements, peaceful and inclusive societies, access to justice and effective, accountable and inclusive institutions, global partnership for sustainable development.
3. A company operating in a high GHG emission sector that is transitioning its business model to align with the objective of maintaining the global temperature rise below 1.5°C. A company qualifying as sustainable investment through this criteria can for example contribute to the following environmental objectives: GHG emissions reduction, fight against climate change;
 4. A company with best-in-class environmental or social practices compared to its peers within the relevant sector and geographical region. The E or S best performer assessment is based on the BNPP AM ESG scoring methodology. The methodology scores companies and assesses them against a peer group comprising companies in comparable sectors and geographical regions. A company with a contribution score above 10 on the Environmental or Social pillar qualifies as best performer. A company qualifying as sustainable investment through this criteria can for example contribute to the following objectives:
 - a. Environmental: fight against climate change, environmental risk management, sustainable management of natural resources, waste management, water management, GHG emissions reduction, renewable energy, sustainable agriculture, green infrastructure;
 - b. Social: health and safety, human capital management, good external stakeholder management (supply chain, contractors, data), business ethics preparedness, good corporate governance.

Green bonds, social bonds and sustainability bonds issued to support specific environmental and/or social projects are also qualified as sustainable investments provided that these debt securities receive an investment recommendation "POSITIVE" or "NEUTRAL" from the Sustainability Center following the issuer and underlying project assessment based on a proprietary Green/Social/Sustainability Bond Assessment methodology.

Companies identified as a sustainable investment should not significantly harm any other environmental or social objectives (the Do No Significant Harm "DNSH" principle) and should follow good governance practices. BNP Paribas Asset Management (BNPP AM) uses its proprietary methodology to assess all companies against these requirements

More information on the internal methodology can be found on the website of the investment manager: [Sustainability documents - BNPP AM Corporate English \(bnpparibas-am.com\)](https://www.bnpparibas-am.com/sustainability).

How do the sustainable investments that the financial product partially intends to make, not cause significant harm to any environmental or social sustainable investment objective?

Sustainable investments that the product partially intends to make, through investments into direct lines or internal active funds, should not significantly harm any environmental or social objective (DNSH Principle). In this respect, the investment manager commits to consider principal adverse impacts on sustainability factors by taking into account indicators for adverse impacts as defined in SFDR, and to not invest in companies that do not meet their fundamental obligations in line with the OECD Guidelines and the UN Guiding Principles on Business and Human Rights.

However, when investing through external funds and/or passive funds selected by the dedicated internal team, the investment manager relies on third-party asset manager and index providers assessment and reporting to perform the DNSH analysis in accordance with the regulatory requirements.

— — — How have the indicators for adverse impacts on sustainability factors been taken into account?

The investment manager ensures that throughout its investment process, the financial product, through investments into direct lines or internal active funds, takes into account all the principal adverse impact indicators that are relevant to its investment strategy to select the sustainable investments that the financial product partially intends to make by systematically implementing the sustainable investment pillars defined in the BNP Paribas Asset Management Global Sustainability Strategy (GSS) into its investment process: RBC policy, ESG integration guidelines, Stewardship, the forward-looking vision – the ‘3Es’ (Energy transition, Environmental sustainability, Equality & Inclusive Growth).

The RBC policy establishes a common framework across investments and economic activities that help identify industries and behaviours presenting a high risk of adverse impacts in violation of international norms. As part of the RBC Policy, sector policies provide a tailored approach to identify and prioritize principal adverse impacts based on the nature of the economic activity, and in many cases, the geography in which these economic activities take place.

The ESG Integration Guidelines includes a series of commitments, which are material to consideration of principal adverse sustainability impacts, and guides the internal ESG integration process. The proprietary ESG scoring framework includes an assessment of a number of adverse sustainability impacts caused by companies in which we invest. Outcome of this assessment may impact the valuation models as well as the portfolio construction depending on the severity and materiality of adverse impacts identified.

Thus, the Investment Manager considers principal adverse sustainability impacts throughout the investment process through the use of the internal ESG scores and construction of the portfolio with an improved ESG profile compared to its investment universe.

The Forward-looking perspective defines a set of objectives and developed performance indicators to measure how the researches, portfolios and commitments are aligned on three issues, the “3Es” (Energy transition, Environmental sustainability, Equality & inclusive growth) and thus support investment processes.

Furthermore, the Stewardship team regularly identifies adverse impacts through ongoing research, collaboration with other long-term investors, and dialogue with NGOs and other experts.

As regards the sustainable investments that the financial product intends to make, the following principal adverse sustainability impacts are taken into account:

Corporate mandatory indicators:

1. GreenHouse Gas (GHG) Emissions
2. Carbon footprint
3. GHG intensity of investee companies
4. Exposure to companies active in the fossil fuel sector

Principal adverse impacts are the most significant negative impacts of investment decisions on sustainability factors relating to environmental, social and employee matters, respect for human rights, anti-corruption and anti-bribery matters.

5. Share of non-renewable energy consumption and production
6. Energy consumption intensity per high impact climate sector
7. Activities negatively affecting biodiversity sensitive areas
8. Emissions to water
9. Hazardous waste ratio
10. Violations of UN Global Compact principles and Organisation for Economic Cooperation and Development (OECD) Guidelines for Multinational Enterprises
11. Lack of processes and compliance mechanisms to monitor compliance with UN Global Compact principles and OECD Guidelines for Multinational Enterprises
12. Unadjusted gender pay gap
13. Board gender diversity
14. Exposure to controversial weapons (anti-personnel mines, cluster munitions, chemical weapons and biological weapons)

Corporate voluntary indicators:

Environment

4. Investments in companies without carbon emission reduction initiatives

Social

4. Lack of a supplier code of conduct
9. Lack of a human rights policy

Sovereign mandatory indicators

15. GHG intensity
16. Investee countries subject to social violations

More detailed information on the manner in which principal adverse impacts on sustainability factors are considered can be found in the BNP PARIBAS ASSET MANAGEMENT [SFDR disclosure statement: sustainability risk integration and Principal Adverse Impacts considerations](#).

In addition, information on how the principal adverse impacts on sustainability factors have been considered over the year will be available in the annual report of the financial product.

However, when investing through external funds and/or passive funds selected by the dedicated internal team, the investment manager relies on third-party asset managers and index providers assessment and reporting for consideration of adverse impacts on sustainability factors.

— — — How are the sustainable investments aligned with the OECD Guidelines for Multinational Enterprises and the UN Guiding Principles on Business and Human Rights? Details:

The investment universe of the financial product, through investments into direct lines or internal active funds, is periodically screened with a view to identify issuers that are potentially in violation or at risk of violation of the UN Global Compact Principles, OECD Guidelines for Multinational Enterprises and UN Guiding Principles on Business & Human Rights, including the principles and rights set out in the eight fundamental conventions identified in the Declaration of the International Labour Organisation on Fundamental Principles and Rights at Work and the International Bill of Human Rights. This assessment is conducted within the BNPP AM Sustainability Centre on the basis of internal analysis and information provided by external experts, and in consultation with BNP Paribas Group CSR Team. If an issuer is found to be in serious and repeated violations of any of the principles, it will be placed on an "exclusion list" and will not be available for investment. Existing investments should be divested from the portfolio according to an internal procedure. If an issuer is at risk of violating any of the principles, it is placed on a "watch list" monitored, as appropriate.

However, when investing through external funds and/or passive funds selected by the dedicated internal team, the investment manager relies on third-party asset managers and index providers assessment and reporting for alignment of sustainable investments with the above-mentioned international norms and conventions.

The EU Taxonomy sets out a “do not significant harm” principle by which Taxonomy-aligned investments should not significantly harm EU Taxonomy objectives and is accompanied by specific EU criteria.

The “do no significant harm” principle applies only to those investments underlying the financial product that take into account the EU criteria for environmentally sustainable economic activities. The investments underlying the remaining portion of this financial product do not take into account the EU criteria for environmentally sustainable economic activities.

Any other sustainable investments must also not significantly harm any environmental or social objectives.



Does this financial product consider principal adverse impacts on sustainability factors?

Yes

The product considers some principal adverse impacts on sustainability factors. When investing through external funds and/or passive funds selected by the dedicated internal team, the investment manager relies on third-party asset managers and index providers assessment and reporting for consideration of adverse impacts on sustainability factors.

On the other hand, all its investments into direct lines or internal active funds systematically implement the sustainable investment pillars defined in the GSS into the financial product's investment process. These pillars are covered by firm-wide policies that set criteria to identify, consider and prioritise as well as address or mitigate adverse sustainability impacts caused by issuers.

The RBC policy establishes a common framework across investments and economic activities that help identify industries and behaviours presenting a high risk of adverse impacts in violation of international norms. As part of the RBC Policy, sector policies provide a tailored approach to identify and prioritize principal adverse impacts based on the nature of the economic activity, and in many cases, the geography in which these economic activities take place.

The ESG Integration Guidelines includes a series of commitments, which are material to consideration of principal adverse sustainability impacts, and guides the internal ESG integration process. The proprietary ESG scoring framework includes an assessment of a number of adverse sustainability impacts caused by companies in which we invest. Outcome of this assessment may impact the valuation models as well as the portfolio construction depending on the severity and materiality of adverse impacts identified.

Thus, the Investment Manager considers principal adverse sustainability impacts throughout the investment process through the use of the internal ESG scores and construction of the portfolio with an improved ESG profile compared to its investment universe.

The Forward-looking perspective defines a set of objectives and developed performance indicators to measure how the researches, portfolios and commitments are aligned on three issues, the “3Es” (Energy transition, Environmental sustainability, Equality & inclusive growth) and thus support investment processes.

Furthermore, the Stewardship team regularly identifies adverse impacts through ongoing research, collaboration with other long-term investors, and dialogue with NGOs and other experts.

Actions to address or mitigate principal adverse sustainability impacts depend on the severity and materiality of these impacts. These actions are guided by the RBC Policy, ESG Integration Guidelines, and Engagement and Voting Policy which include the following provisions:

- § Exclusion of issuers that are in violation of international norms and conventions and issuers that are involved in activities presenting an unacceptable risk to society and/or the environment;
- § Engagement with issuers with the aim of encouraging them to improve their environmental, social and governance practices and, thus, mitigate potential adverse impacts;
- § In case of equity holdings, voting at Annual General Meetings of companies the portfolio is invested in to promote good governance and advance environmental and social issues;
- § Ensuring all securities included in the portfolio have supportive ESG research.
- § Managing portfolios so that their aggregate ESG score is better than the relevant benchmark or universe.

Based on the above approach, and depending on the composition of the financial product's portfolio (i.e. the type of issuer), the financial product considers and addresses or mitigates the following principal adverse sustainability indicators:

Corporate mandatory indicators:

- 4. Exposure to companies active in the fossil fuel sector
- 10. Violations of UN Global Compact principles and Organisation for Economic Cooperation and Development (OECD) Guidelines for Multinational Enterprises
- 14. Exposure to controversial weapons (anti-personnel mines, cluster munitions, chemical weapons and biological weapons)

More detailed information on the manner in which principal adverse impacts on sustainability factors are considered can be found in the BNP PARIBAS ASSET MANAGEMENT [SFDR disclosure statement: sustainability risk integration and Principal Adverse Impacts considerations](#).

In addition, information on how the principal adverse impacts on sustainability factors have been considered over the year will be available in the annual report of the financial product.

No



What investment strategy does this financial product follow?

To achieve the investment objective of the financial product, Environmental, Social and Governance (ESG) criteria that it promotes are taken into account at each step of its the investment process.

For internal investments, the Investment Manager integrates ESG ratings and criteria into the assessment of issuers. The ESG score is built by BNP Paribas Asset Management's Sustainability Centre using a proprietary ESG scoring methodology.

While investing in external funds and/or passive funds selected by the dedicated internal team, the used ESG criteria are defined in the framework of the proprietary ESG methodology of the third-party asset manager and/or index provider.

Then the binding elements of the investment strategy described in the question below are constantly integrated to construct an investment portfolio with an improved ESG profile compared to its investment universe.

In addition, issuers that contribute to environmental and/or social objectives will be determined in accordance with sustainable investment methodologies disclosed in the answer to the question *What are the objectives of the sustainable investments that the financial product partially intends to make and how does the sustainable investments contribute to such objectives.*

The investment strategy guides investment decisions based on factors such as investment objectives and risk tolerance.

The elements of the investment strategy to attain the environmental or social characteristics promoted by this financial product as described below are systematically integrated throughout the investment process.

● ***What are the binding elements of the investment strategy used to select the investments to attain each of the environmental or social characteristics promoted by this financial product?***

- § The financial product shall invest directly or through internal funds in compliance with the RBC Policy by excluding companies involved in controversies due to poor practices related to human and labor rights, environment, and corruption, as well as companies operating in sensitive sectors (tobacco, coal, controversial weapons, asbestos,...), as these companies are deemed to be in violation of international norms, or to cause unacceptable harm to society and/or the environment;
More information on the RBC Policy, and in particular criteria relating to sectoral exclusions, can be found on the website of the investment manager: [Sustainability documents - BNPP AM Corporate English \(bnpparibas-am.com\)](#) ;
- § At least 90% of the direct investments (excluding ancillary liquid assets) shall be covered by the ESG analysis based on the ESG internal proprietary methodology;
- § At least 25% of the investment universe of the direct investments, being the Bloomberg Barclays Euro Aggregate 500MM, is eliminated based on low ESG scores and/or sector exclusions as per the RBC Policy;
- § At least 90% of funds selected (i.e. UCITS, UCIs, or ETFs) shall comply with either a selectivity approach (exclusion of at least 25% of the worst ESG-rated securities of the investment universe) or a rating upgrade approach (ESG score better than the investment universe from which at least 20% of the worst ESG-rated securities have been excluded);
- § The financial product shall invest at least 35% of its assets in “sustainable investments” as defined in Article 2 (17) of the SFDR regulation. Criteria to qualify an investment as “sustainable investment” are indicated in the above question “What are the objectives of the sustainable investments that the financial product partially intends to make and does the sustainable investments contribute to such objectives” and the quantitative and qualitative thresholds are mentioned in the main part of the Prospectus;
- § The financial product shall invest at least 2% of its assets in investments aligned with the EU Taxonomy.

● ***What is the committed minimum rate to reduce the scope of the investments considered prior to the application of that investment strategy?***

The financial product does not commit to a minimum rate of reduction of the scope of investments prior to the application of its investment strategy.

● ***What is the policy to assess good governance practices of the investee companies?***

When investing through direct lines or internal active funds, the investment manager relies on its internal proprietary assessment of good governance practices of the investee companies performed by the BNP Paribas Asset Management’s Sustainability Centre as described below.

The ESG scoring framework assesses corporate governance through a core set of standard key performance indicators for all sectors supplemented by sector specific metrics.

The governance metrics and indicators to assess good governance practices such as sound management structures, employee relations, remuneration of staff and tax compliance include but are not limited to:

- § Separation of power (e.g. Split CEO/Chair),

Good governance practices include sound management structures, employee relations, remuneration of staff and tax compliance.

- § Board diversity,
- § Executive pay (remuneration policy),
- § Board Independence, and key committees independence
- § Accountability of directors,
- § Financial expertise of the Audit Committee,
- § Respect of shareholders rights and absence of antitakeover devices
- § The presence of appropriate policies (i.e. Bribery and corruption, whistleblower),
- § Tax disclosure,
- § An assessment of prior negative incidents relating to governance.

The ESG analysis goes beyond the framework to look at a more qualitative assessment of how the insights from our ESG model are reflected in the culture and operations of investee companies. In some cases, the ESG analysts will conduct due diligence meetings to better understand the company's approach to corporate governance.

However, when investing through external funds and/or passive funds, selected by the dedicated internal team, the investment manager relies on third-party asset managers and index providers to assess good governance practices of the investee companies.



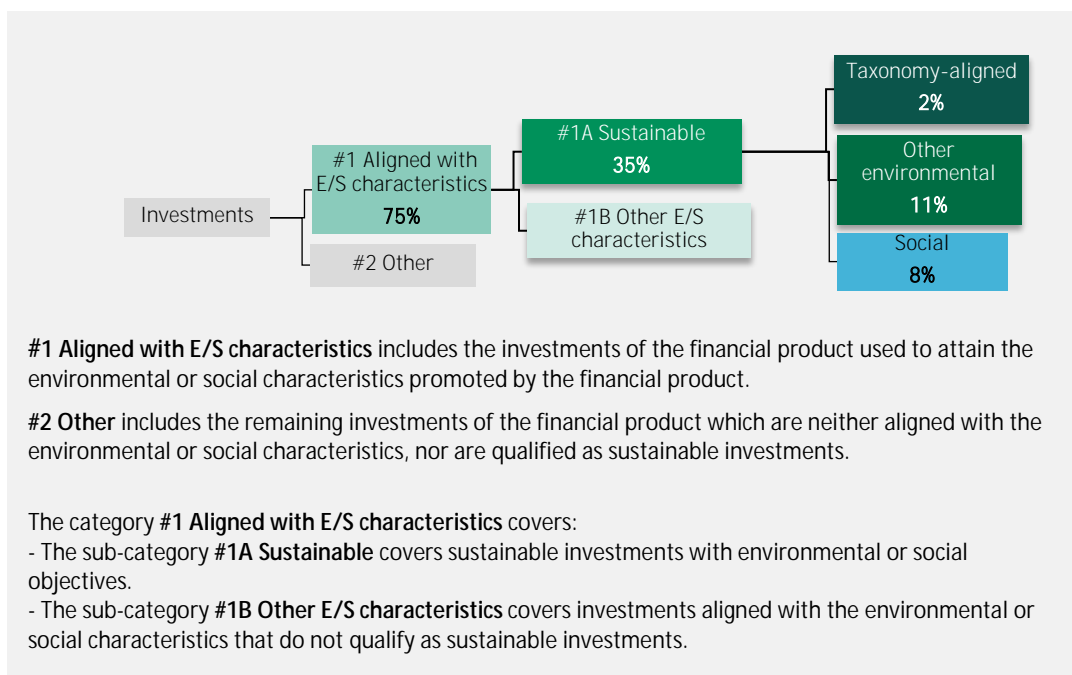
What is the asset allocation planned for this financial product?

At least 75% of the investments of the financial product will be used to meet the environmental or social characteristics promoted, in accordance with the binding elements of the investment strategy of the financial product.

For the avoidance of doubt, such a proportion is solely a minimum commitment and the real percentage of the investments of the financial product that attained the promoted environmental or social characteristics will be available in the annual report.

The minimum proportion of sustainable investments of the financial product is 35%.

The remaining proportion of the investments is mainly used as described under the question: "What investments are included under "#2 Other", what is their purpose and are there any minimum environmental or social safeguards?"



Asset allocation describes the share of investments in specific assets.

Taxonomy-aligned activities are expressed as a share of:

- **turnover** reflecting the share of revenue from green activities of investee companies
- **capital expenditure** (CapEx) showing the green investments made by investee companies, e.g. for a transition to a green economy.
- **operational expenditure** (OpEx) reflecting green operational activities of investee companies.

● *How does the use of derivatives attain the environmental or social characteristics promoted by the financial product?*

Financial derivative instruments may be used for efficient portfolio management, hedging and/or investment purposes, if applicable. These instruments are not used to attain the environmental or social characteristics promoted by the product.



To what minimum extent are sustainable investments with an environmental objective aligned with the EU Taxonomy?

The extent to which sustainable investments with an environmental objective are aligned with the EU Taxonomy and that contribute to the environmental objectives climate change mitigation, climate change adaptation, the sustainable use and protection of water and marine resources, the transition to a circular economy, pollution prevention and control and/or the protection and restoration of biodiversity and ecosystems are disclosed in the two graphs below.

Even if the investment objective of the product falls within the framework of the environmental objectives defined by the Taxonomy Regulation, all the economic activities related to this objective are not necessarily covered by the latter. In addition, taxonomy alignment data is still not yet communicated or published and the activities of certain issuers require additional fundamental analysis in order to be accounted for and are therefore not taken into account by the taxonomy data that we use.

The Management Company is currently improving its Taxonomy-alignment data collection to ensure the accuracy and suitability of its Taxonomy sustainability-related disclosures. Further subsequent prospectus and Taxonomy-alignment commitments updates will be made accordingly.

Economic activities that are not recognised by the Taxonomy Regulation are not necessarily environmentally harmful or unsustainable. In addition, all activities that can make a substantial contribution to environmental as well as social objectives are not yet part of the Taxonomy Regulation.

● *Does the financial product invest in fossil gas and/or nuclear energy related activities that comply with the EU Taxonomy¹?*

- Yes:
- In fossil gas In nuclear energy
- No

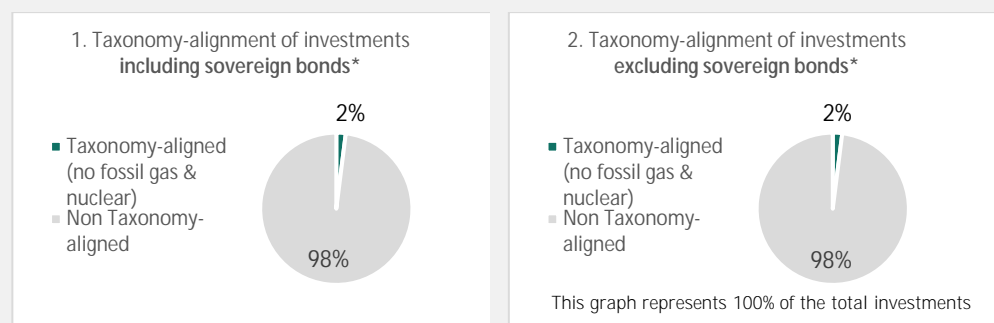
¹ Fossil gas and/or nuclear related activities will only comply with the EU Taxonomy where they contribute to limiting climate change ("climate change mitigation") and do not significantly harm an EU Taxonomy objective –see explanatory note in the left hand margin. The full criteria for fossil gas and nuclear energy economic activities that comply with the EU Taxonomy are laid down in Commission Delegated Regulation (EU) 2022/1214.

To comply with the EU Taxonomy, the criteria for **fossil gas** include limitations on emissions and switching to renewable power or low-carbon fuels by the end of 2035. For **nuclear energy**, the criteria include comprehensive safety and waste management rules.

Enabling activities directly enable other activities to make a substantial contribution to an environmental objective.

Transitional activities are activities for which low-carbon alternatives are not yet available and among others have greenhouse gas emission levels corresponding to the best performance.


The two graphs below show in green the minimum percentage of investments that are aligned with the EU Taxonomy. As there is no appropriate methodology to determine the Taxonomy-alignment of sovereign bonds*, the first graph shows the Taxonomy alignment in relation to all the investments of the financial product including sovereign bonds, while the second graph shows the Taxonomy alignment only in relation to the investments of the financial product other than sovereign bonds.



* For the purpose of these graphs, 'sovereign bonds' consist of all sovereign exposures

● **What is the minimum share of investments in transitional and enabling activities?**

Not applicable

 are sustainable investments with an environmental objective that **do not take into account the criteria** for environmentally sustainable economic activities under the EU Taxonomy.



What is the minimum share of sustainable investments with an environmental objective that are not aligned with the EU Taxonomy?

The minimum share of sustainable investments with an environmental objective that are not aligned with the EU Taxonomy is 11%.

The minimum share is intentionally low as the objective of the investment manager is not to prevent the product from investing in funds exposed to taxonomy-aligned activities within the framework of the investment strategy of the product.

The Management Company is improving its Taxonomy-alignment data collection to ensure the accuracy and suitability of its Taxonomy sustainability-related disclosures. In the meantime, the financial product will invest in funds exposed to sustainable investments with an environmental objective that are not aligned with the EU Taxonomy.



What is the minimum share of socially sustainable investments?

The minimum share of socially sustainable investments within the financial product is 8%.



What investments are included under "#2 Other", what is their purpose and are there any minimum environmental or social safeguards?

The remaining proportion of the investments may include :

- For direct lines or internal funds, the proportion of assets that are not used to meet the environmental or social characteristics promoted by the financial product. These assets are used for investment purposes, or
- For external funds, the proportion of assets that do not attain the minimum standard to meet environmental or social characteristics promoted by the underlying fund, according to third-party asset managers and index providers reporting, or
- instruments which are mainly used for liquidity, efficient portfolio management, and/or hedging purposes, notably cash, deposits and derivatives.

In any case, the investment manager will ensure that those investments are made while maintaining the improvement of the ESG profile of the financial product. In addition, those investments are made in compliance with our internal processes, including the following minimum environmental or social safeguards:

- the risk management policy. The risk management policy comprises procedures as are necessary to enable the management company to assess for each financial product it manages the exposure of that product to market, liquidity, sustainability and counterparty risks. And
- the RBC policy, where applicable, through the exclusion of companies involved in controversies due to poor practices related to human and labour rights, environment, and corruption, as well as companies operating in sensitive sectors (tobacco, coal, controversial weapons, asbestos,...), as these companies are deemed to be in violation of international norms, or to cause unacceptable harm to society and/or the environment.



Is a specific index designated as a reference benchmark to determine whether this financial product is aligned with the environmental and/or social characteristics that it promotes?

No reference benchmark has been designated for the purpose of attaining the environmental or social characteristics promoted by the financial product.

- *How is the reference benchmark continuously aligned with each of the environmental or social characteristics promoted by the financial product?*

Not applicable

- *How is the alignment of the investment strategy with the methodology of the index ensured on a continuous basis?*

Not applicable

- *How does the designated index differ from a relevant broad market index?*

Not applicable

- *Where can the methodology used for the calculation of the designated index be found?*

Not applicable

Reference benchmarks are indexes to measure whether the financial product attains the environmental or social characteristics that they promote.



Where can I find more product specific information online?

More product-specific information can be found on the website: www.bnpparibas-am.com after choosing the relevant country and directly in the section "Sustainability-related disclosures" dedicated to the product.

Template pre-contractual disclosure for the financial products referred to in Article 8, paragraphs 1, 2 and 2a, of Regulation (EU) 2019/2088 and Article 6, first paragraph, of Regulation (EU) 2020/852

Product name: BNP Paribas Funds Sustainable Multi-Asset Flexible

Legal entity identifier: 213800UKA7J880TZ5W79

ENVIRONMENTAL AND/OR SOCIAL CHARACTERISTICS

Does this financial product have a sustainable investment objective?

Yes

No

It will make a minimum of sustainable investments with an environmental objective: ___%

in economic activities that qualify as environmentally sustainable under the EU Taxonomy

in economic activities that do not qualify as environmentally sustainable under the EU Taxonomy

It will make a minimum of sustainable investments with a social objective: ___%

It promotes Environmental/Social (E/S) characteristics and while it does not have as its objective a sustainable investment, it will have a minimum proportion of 30% of sustainable investments

with an environmental objective in economic activities that qualify as environmentally sustainable under the EU Taxonomy

with an environmental objective in economic activities that do not qualify as environmentally sustainable under the EU Taxonomy

with a social objective

It promotes E/S characteristics, but will not make any sustainable investments

Sustainable investment means an investment in an economic activity that contributes to an environmental or social objective, provided that the investment does not significantly harm any environmental or social objective and that the investee companies follow good governance practices.

The **EU Taxonomy** is a classification system laid down in Regulation (EU) 2020/852, establishing a list of **environmentally sustainable economic activities**. That Regulation does not lay down a list of socially sustainable economic activities. Sustainable investments with an environmental objective might be aligned with the Taxonomy or not.



What environmental and/or social characteristics are promoted by this financial product?

The financial product promotes environmental and social characteristics by assessing underlying investments against Environmental, Social and Governance (ESG) criteria, and by investing directly, or indirectly through funds, in bonds or shares of issuers selected based on their practices and activities linked to sustainable development through either the best-in-class approach or sustainable thematic approach.

The best-in-class approach consists in assessing ESG performance of issuers against a combination of environmental, social and governance (ESG) factors and investing in issuers that demonstrate superior environmental and social practices, while implementing robust corporate governance practices within their sector of activity.

The sustainable thematic approach consists in investing in :

- o Companies that offer products services and solutions helping to address specific environmental and/or social challenges;

- o Green bonds, social bonds or sustainability bonds issued by corporates, supranational sovereign agencies, local entities and/or government to support projects with environmental and/or social objectives

When investing through passive funds and/or external funds, the investment manager relies on ESG methodology and exclusion policies used by third-party asset managers and index providers as well as their engagement and voting policies and practices.

The external fund analysis team within the investment manager is dedicated to select external funds using a proprietary methodology.

In addition to the usual selection criteria (quantitative analysis, qualitative analysis and risk due diligence), the team offers a ranking based on extra-financial (or ESG) criteria for each recommended manager or fund in each sector. The team applies a qualitative rather than quantitative ESG rating to the funds and managers selected in order to assess the effective implementation of ESG practices and the inclusion of extra-financial criteria in their investment process.

The ESG rating system for the team is based on fundamental principles:

- Consistency of approach systematically applied across all asset classes and sectors to ensure consistency in rating
- A proprietary methodology applicable to all funds, with well-defined rules to limit any subjectivity
- An ESG rating for both the management company and the fund (the last including the ESG rating of its management company) The team also analyses a specific SRI (Socially Responsible Investment) selection based on complementary approaches (negative screening, best-in-class / best-effort, positive screening / impact investing)

As all external funds under selection, SRI funds must go through a selection process in three stages (quantitative analysis, qualitative analysis and risk due diligence). Therefore the ESG criteria applied to the investment process are assessed by examining in particular (non-exhaustive list):

- The extra-financial constraints applicable to the Fund's investment universe
- The use of quantitative and qualitative criteria and ESG research in the investment process
- Taking financial and extra-financial requirements into account in the construction of the portfolio
- Monitoring and compliance check with the constraints of socially responsible investment

When investing directly or through internal active funds, the investment manager relies on a proprietary ESG methodology and applies exclusion criteria with regard to issuers that are in violation of international norms and convention, or operate in sensitive sectors as defined by the Responsible Business Policy (RBC Policy).

The ESG performance of an issuer is evaluated against a combination of environmental, social and governance factors which include but not limited to :

- o Environmental: energy efficiency, reduction of emissions of greenhouse gases (GHG), treatment of waste;
- o Social: respect of human rights and workers' rights, human resources management (workers' health and safety, diversity);
- o Governance: Board of Directors independence, managers' remuneration, respect of minority shareholders rights.

Furthermore, the investment manager promotes better environmental and social outcomes through engagement with issuers and the exercise of voting rights according to the Stewardship policy, where applicable.

No reference benchmark has been designated for the purpose of attaining the environmental or social characteristics promoted by the financial product.

● ***What sustainability indicators are used to measure the attainment of each of the environmental or social characteristics promoted by this financial product?***

The following sustainability indicators are used to measure the attainment of the environmental and social characteristics promoted by the financial product:

- The percentage of the direct investments and internal active funds compliant with the RBC Policy;
- The percentage of indirect investments which comply with either a selectivity approach (exclusion of at least 20% of the worst ESG-rated securities of the investment universe) or a rating upgrade approach (ESG score better than the investment universe from which at least 20% of the worst ESG-rated securities have been excluded);
- The percentage of the financial product's portfolio invested in "sustainable investments" as defined in Article 2 (17) of the SFDR regulation.

● ***What are the objectives of the sustainable investments that the financial product partially intends to make and how does the sustainable investment contribute to such objectives?***

The objectives of the sustainable investments made by the financial product are to indirectly finance companies that contribute to environmental and/or social objectives through their products and services, as well as their sustainable practices.

The Sustainable Investment minimum commitment of the financial product is calculated on an asset under management (AuM) weighted methodology without any minimum required for any underlying funds. As such, a look-through approach is applied in order to calculate the financial product's sustainable investment minimum proportion based on the data reported by the underlying funds.

Any sustainable investment commitment reported by external active and/or passive funds, selected by the dedicated internal team, are assessed thanks to specific methodologies developed by third-party asset managers and/or index providers.

Any sustainable investment commitment reported by direct investments or through internal active and/or passive funds are assessed thanks to the proprietary sustainable investment methodology as described below.

The internal methodology, as defined in the main part of the Prospectus, integrates several criteria into its definition of sustainable investments that are considered to be core components to qualify a company as sustainable. These criteria are complementary to each other. In practice, a company must meet at least one of the criteria described below in order to be considered as contributing to an environmental or social objective:

1. A company with an economic activity aligned with the EU Taxonomy objectives. A company can be qualified as sustainable investment in case it has more than 20% of its revenues aligned with the EU Taxonomy. A company qualifying as sustainable investment through this criteria can for example contribute to the following environmental objectives: sustainable forestry, environmental restoration, sustainable manufacturing, renewable energy, water supply, sewerage, waste management and remediation, sustainable transportation, sustainable buildings, sustainable information and technology, scientific research for sustainable development;
2. A company with an economic activity contributing to one or more United Nations Sustainable Development goals (UN SDG) targets. A company can be qualified as sustainable investment in case it has more than 20% of its revenues aligned with the SDGs and less than 20% of its

Sustainability indicators measure how the environmental or social characteristics promoted by the financial product are attained.

revenues misaligned with the UN SDGs. A company qualifying as sustainable investment through this criteria can for example contribute to the following objectives:

- a. Environmental: sustainable agriculture, sustainable management of water and sanitation, sustainable and modern energy, sustainable economic growth, sustainable infrastructure, sustainable cities, sustainable consumption and production patterns, fight against climate change, conservation and sustainable use of oceans, seas and marine resources, protection, restoration and sustainable use of terrestrial ecosystems, sustainable management of forests, fight against desertification, land degradation and biodiversity loss;
 - b. Social: no poverty, zero hunger, food security, healthy lives and well-being at all ages, inclusive and equitable quality education and lifelong learning opportunities, gender equality, women and girls empowerment, availability of water and sanitation, access to affordable, reliable and modern energy, inclusive and sustainable economic growth, full and productive employment and decent work, resilient infrastructure, inclusive and sustainable industrialization, reduced inequality, inclusive, safe and resilient cities and human settlements, peaceful and inclusive societies, access to justice and effective, accountable and inclusive institutions, global partnership for sustainable development.
3. A company operating in a high GHG emission sector that is transitioning its business model to align with the objective of maintaining the global temperature rise below 1.5°C. A company qualifying as sustainable investment through this criteria can for example contribute to the following environmental objectives: GHG emissions reduction, fight against climate change;
4. A company with best-in-class environmental or social practices compared to its peers within the relevant sector and geographical region. The E or S best performer assessment is based on the BNPP AM ESG scoring methodology. The methodology scores companies and assesses them against a peer group comprising companies in comparable sectors and geographical regions. A company with a contribution score above 10 on the Environmental or Social pillar qualifies as best performer. A company qualifying as sustainable investment through this criteria can for example contribute to the following objectives:
- a. Environmental: fight against climate change, environmental risk management, sustainable management of natural resources, waste management, water management, GHG emissions reduction, renewable energy, sustainable agriculture, green infrastructure;
 - b. Social: health and safety, human capital management, good external stakeholder management (supply chain, contractors, data), business ethics preparedness, good corporate governance.

Green bonds, social bonds and sustainability bonds issued to support specific environmental and/or social projects are also qualified as sustainable investments provided that these debt securities receive an investment recommendation "POSITIVE" or "NEUTRAL" from the Sustainability Center following the issuer and underlying project assessment based on a proprietary Green/Social/Sustainability Bond Assessment methodology.

Companies identified as a sustainable investment should not significantly harm any other environmental or social objectives (the Do No Significant Harm "DNSH" principle) and should follow good governance practices. BNP Paribas Asset Management (BNPP AM) uses its proprietary methodology to assess all companies against these requirements

More information on the internal methodology can be found on the website of the investment manager: Sustainability documents - BNPP AM Corporate English (bnpparibas-am.com).

How do the sustainable investments that the financial product partially intends to make, not cause significant harm to any environmental or social sustainable investment objective?

Sustainable investments that the product partially intends to make, through investments into direct lines or internal active funds, should not significantly harm any environmental or social objective (DNSH Principle). In this respect, the investment manager commits to consider principal adverse impacts on sustainability factors by taking into account indicators for adverse impacts

as defined in SFDR, and to not invest in companies that do not meet their fundamental obligations in line with the OECD Guidelines and the UN Guiding Principles on Business and Human Rights.

However, when investing through external funds and/or passive funds selected by the dedicated internal team, the investment manager relies on third-party asset manager and index providers assessment and reporting to perform the DNSH analysis in accordance with the regulatory requirements.

— — — *How have the indicators for adverse impacts on sustainability factors been taken into account?*

The investment manager ensures that throughout its investment process, the financial product, through investments into direct lines or internal active funds, takes into account all the principal adverse impact indicators that are relevant to its investment strategy to select the sustainable investments that the financial product partially intends to make by systematically implementing the sustainable investment pillars defined in the BNP Paribas Asset Management Global Sustainability Strategy (GSS) into its investment process: RBC policy, ESG integration guidelines, Stewardship, the forward-looking vision - the '3Es' (Energy transition, Environmental sustainability, Equality & Inclusive Growth).

The RBC policy establishes a common framework across investments and economic activities that help identify industries and behaviours presenting a high risk of adverse impacts in violation of international norms. As part of the RBC Policy, sector policies provide a tailored approach to identify and prioritize principal adverse impacts based on the nature of the economic activity, and in many cases, the geography in which these economic activities take place.

The ESG Integration Guidelines includes a series of commitments, which are material to consideration of principal adverse sustainability impacts, and guides the internal ESG integration process. The proprietary ESG scoring framework includes an assessment of a number of adverse sustainability impacts caused by companies in which we invest. Outcome of this assessment may impact the valuation models as well as the portfolio construction depending on the severity and materiality of adverse impacts identified.

Thus, the Investment Manager considers principal adverse sustainability impacts throughout the investment process through the use of the internal ESG scores and construction of the portfolio with an improved ESG profile compared to its investment universe.

The Forward-looking perspective defines a set of objectives and developed performance indicators to measure how the researches, portfolios and commitments are aligned on three issues, the "3Es" (Energy transition, Environmental sustainability, Equality & inclusive growth) and thus support investment processes.

Furthermore, the Stewardship team regularly identifies adverse impacts through ongoing research, collaboration with other long-term investors, and dialogue with NGOs and other experts

As regards the sustainable investments that the financial product intends to make, the following principal adverse sustainability impacts are taken into account:

Corporate mandatory indicators:

1. GreenHouse Gas (GHG) Emissions
2. Carbon footprint
3. GHG intensity of investee companies
4. Exposure to companies active in the fossil fuel sector
5. Share of non-renewable energy consumption and production
6. Energy consumption intensity per high impact climate sector
7. Activities negatively affecting biodiversity sensitive areas
8. Emissions to water
9. Hazardous waste ratio
10. Violations of UN Global Compact principles and Organisation for Economic Cooperation and Development (OECD) Guidelines for Multinational Enterprises

Principal adverse impacts are the most significant negative impacts of investment decisions on sustainability factors relating to environmental, social and employee matters, respect for human rights, anti-corruption and anti-bribery matters.

11. Lack of processes and compliance mechanisms to monitor compliance with UN Global Compact principles and OECD Guidelines for Multinational Enterprises
12. Unadjusted gender pay gap
13. Board gender diversity
14. Exposure to controversial weapons (anti-personnel mines, cluster munitions, chemical weapons and biological weapons)

Corporate voluntary indicators:

Environment

4. Investments in companies without carbon emission reduction initiatives

Social

4. Lack of a supplier code of conduct
9. Lack of a human rights policy

Sovereign mandatory indicators

15. GHG intensity
16. Investee countries subject to social violations

More detailed information on the manner in which principal adverse impacts on sustainability factors are considered can be found in the [BNP PARIBAS ASSET MANAGEMENT SFDR disclosure statement: sustainability risk integration and Principal Adverse Impacts considerations](#).

In addition, information on how the principal adverse impacts on sustainability factors have been considered over the year will be available in the annual report of the financial product.

However, when investing through external funds and/or passive funds selected by the dedicated internal team, the investment manager relies on third-party asset managers and index providers assessment and reporting for consideration of adverse impacts on sustainability factors.

— — — *How are the sustainable investments aligned with the OECD Guidelines for Multinational Enterprises and the UN Guiding Principles on Business and Human Rights? Details:*

The investment universe of the financial product, through investments into direct lines or internal active funds, is periodically screened with a view to identify issuers that are potentially in violation or at risk of violation of the UN Global Compact Principles, OECD Guidelines for Multinational Enterprises and UN Guiding Principles on Business & Human Rights, including the principles and rights set out in the eight fundamental conventions identified in the Declaration of the International Labour Organisation on Fundamental Principles and Rights at Work and the International Bill of Human Rights. This assessment is conducted within the BNPP AM Sustainability Centre on the basis of internal analysis and information provided by external experts, and in consultation with BNP Paribas Group CSR Team. If an issuer is found to be in serious and repeated violations of any of the principles, it will be placed on an “exclusion list” and will not be available for investment. Existing investments should be divested from the portfolio according to an internal procedure. If an issuer is at risk of violating any of the principles, it is

placed on a “watch list” monitored, as appropriate.

However, when investing through external funds and/or passive funds selected by the dedicated internal team, the investment manager relies on third-party asset managers and index providers assessment and reporting for alignment of sustainable investments with the above-mentioned international norms and conventions.

The EU Taxonomy sets out a “do not significant harm” principle by which Taxonomy-aligned investments should not significantly harm EU Taxonomy objectives and is accompanied by specific EU criteria.

The “do no significant harm” principle applies only to those investments underlying the financial product that take into account the EU criteria for environmentally sustainable economic activities. The investments underlying the remaining portion of this financial product do not take into account the EU criteria for environmentally sustainable economic activities.

Any other sustainable investments must also not significantly harm any environmental or social objectives.



Does this financial product consider principal adverse impacts on sustainability factors?

Yes

The product considers some principal adverse impacts on sustainability factors. When investing through external funds and/or passive funds selected by the dedicated internal team, the investment manager relies on third-party asset managers and index providers assessment and reporting for consideration of adverse impacts on sustainability factors.

On the other hand, all its investments into direct lines or internal active funds systematically implement the sustainable investment pillars defined in the GSS into the financial product's investment process. These pillars are covered by firm-wide policies that set criteria to identify, consider and prioritise as well as address or mitigate adverse sustainability impacts caused by issuers.

The RBC policy establishes a common framework across investments and economic activities that help identify industries and behaviours presenting a high risk of adverse impacts in violation of international norms. As part of the RBC Policy, sector policies provide a tailored approach to identify and prioritize principal adverse impacts based on the nature of the economic activity, and in many cases, the geography in which these economic activities take place.

The ESG Integration Guidelines includes a series of commitments, which are material to consideration of principal adverse sustainability impacts, and guides the internal ESG integration process. The proprietary ESG scoring framework includes an assessment of a number of adverse sustainability impacts caused by companies in which we invest. Outcome of this assessment may impact the valuation models as well as the portfolio construction depending on the severity and materiality of adverse impacts identified.

Thus, the Investment Manager considers principal adverse sustainability impacts throughout the investment process through the use of the internal ESG scores and construction of the portfolio with an improved ESG profile compared to its investment universe.

The Forward-looking perspective defines a set of objectives and developed performance indicators to measure how the researches, portfolios and commitments are aligned on three issues, the “3Es” (Energy transition, Environmental sustainability, Equality & inclusive growth) and thus support investment processes.

Furthermore, the Stewardship team regularly identifies adverse impacts through ongoing research, collaboration with other long-term investors, and dialogue with NGOs and other experts.

Actions to address or mitigate principal adverse sustainability impacts depend on the severity and materiality of these impacts. These actions are guided by the RBC Policy, ESG Integration Guidelines, and Engagement and Voting Policy which include the following provisions:

- Exclusion of issuers that are in violation of international norms and conventions and issuers that are involved in activities presenting an unacceptable risk to society and/or the environment;
- Engagement with issuers with the aim of encouraging them to improve their environmental, social and governance practices and, thus, mitigate potential adverse impacts;
- In case of equity holdings, voting at Annual General Meetings of companies the portfolio is invested in to promote good governance and advance environmental and social issues;
- Ensuring all securities included in the portfolio have supportive ESG research.
- Managing portfolios so that their aggregate ESG score is better than the relevant benchmark or universe.

Based on the above approach, and depending on the composition of the financial product's portfolio (i.e. the type of issuer), the financial product considers and addresses or mitigates the following principal adverse sustainability impacts:

Corporate mandatory indicators:

- 4. Exposure to companies active in the fossil fuel sector
- 10. Violations of UN Global Compact principles and Organisation for Economic Cooperation and Development (OECD) Guidelines for Multinational Enterprises
- 14. Exposure to controversial weapons (anti-personnel mines, cluster munitions, chemical weapons and biological weapons)

More detailed information on the manner in which principal adverse impacts on sustainability factors are considered can be found in the BNP PARIBAS ASSET MANAGEMENT [SFDR disclosure statement: sustainability risk integration and Principal Adverse Impacts considerations](#).

In addition, information on how the principal adverse impacts on sustainability factors have been considered over the year will be available in the annual report of the financial product.

No



What investment strategy does this financial product follow?

To achieve the investment objective of the financial product, Environmental, Social and Governance (ESG) criteria that it promotes are taken into account at each step of its investment process .

For internal investments, the Investment Manager integrates ESG ratings and criteria into the assessment of issuers. The ESG score is built by BNP Paribas Asset Management's Sustainability Centre using a proprietary ESG scoring methodology.

While investing in external funds and/or passive funds selected by the dedicated internal team, the used ESG criteria are defined in the framework of the proprietary ESG methodology of the third-party asset manager and/or index provider.

Then the binding elements of the investment strategy described in the question below are constantly integrated to construct an investment portfolio with an improved ESG profile compared to its investment universe.

In addition, issuers that contribute to environmental and/or social objectives will be determined in accordance with sustainable investment methodologies disclosed in the answer to the question *What are the objectives of the sustainable investments that the financial product partially intends to make and how does the sustainable investments contribute to such objectives.*

The **investment strategy** guides investment decisions based on factors such as investment objectives and risk tolerance.

The elements of the investment strategy to attain the environmental or social characteristics promoted by this financial product as described below are systematically integrated throughout the investment process.

● ***What are the binding elements of the investment strategy used to select the investments to attain each of the environmental or social characteristics promoted by this financial product?***

- The financial product shall invest directly or through internal funds in compliance with the RBC Policy by excluding companies involved in controversies due to poor practices related to human and labor rights, environment, and corruption, as well as companies operating in sensitive sectors (tobacco, coal, controversial weapons, asbestos,...), as these companies are deemed to be in violation of international norms, or to cause unacceptable harm to society and/or the environment;

More information on the RBC Policy, and in particular criteria relating to sectoral exclusions, can be found on the website of the investment manager: [Sustainability documents - BNPP AM Corporate English \(bnpparibas-am.com\)](https://www.bnpparibas-am.com) ;

- At least 90% of funds selected (i.e. UCITS, UCIs, or ETFs) shall comply with either a selectivity approach (exclusion of at least 20% of the worst ESG-rated securities of the investment universe) or a rating upgrade approach (ESG score better than the investment universe from which at least 20% of the worst ESG-rated securities have been excluded);
- The financial product shall invest at least 30% of its assets in “sustainable investments” as defined in Article 2 (17) of the SFDR regulation. Criteria to qualify an investment as “sustainable investment” are indicated in the above question “*What are the objectives of the sustainable investments that the financial product partially intends to make and does the sustainable investments contribute to such objectives*” and the quantitative and qualitative thresholds are mentioned in the main part of the Prospectus.

● ***What is the committed minimum rate to reduce the scope of the investments considered prior to the application of that investment strategy?***

The financial product does not commit to a minimum rate of reduction of the scope of investments prior to the application of its investment strategy.

● ***What is the policy to assess good governance practices of the investee companies?***

When investing through direct lines or internal active funds, the investment manager relies on its internal proprietary assessment of good governance practices of the investee companies performed by the BNP Paribas Asset Management’s Sustainability Centre as described below.

The ESG scoring framework assesses corporate governance through a core set of standard key performance indicators for all sectors supplemented by sector specific metrics.

The governance metrics and indicators to assess good governance practices such as sound management structures, employee relations, remuneration of staff and tax compliance include but are not limited to:

- Separation of power (e.g. Split CEO/Chair),
- Board diversity,
- Executive pay (remuneration policy),
- Board Independence, and key committees independence
- Accountability of directors,
- Financial expertise of the Audit Committee,
- Respect of shareholders rights and absence of antitakeover devices
- The presence of appropriate policies (i.e. Bribery and corruption, whistleblower),

Good governance practices include sound management structures, employee relations, remuneration of staff and tax compliance.

- Tax disclosure,
- An assessment of prior negative incidents relating to governance.

The ESG analysis goes beyond the framework to look at a more qualitative assessment of how the insights from our ESG model are reflected in the culture and operations of investee companies. In some cases, the ESG analysts will conduct due diligence meetings to better understand the

company's approach to corporate governance.

However, when investing through external funds and/or passive funds, selected by the dedicated internal team, the investment manager relies on third-party asset managers and index providers to assess good governance practices of the investee companies.



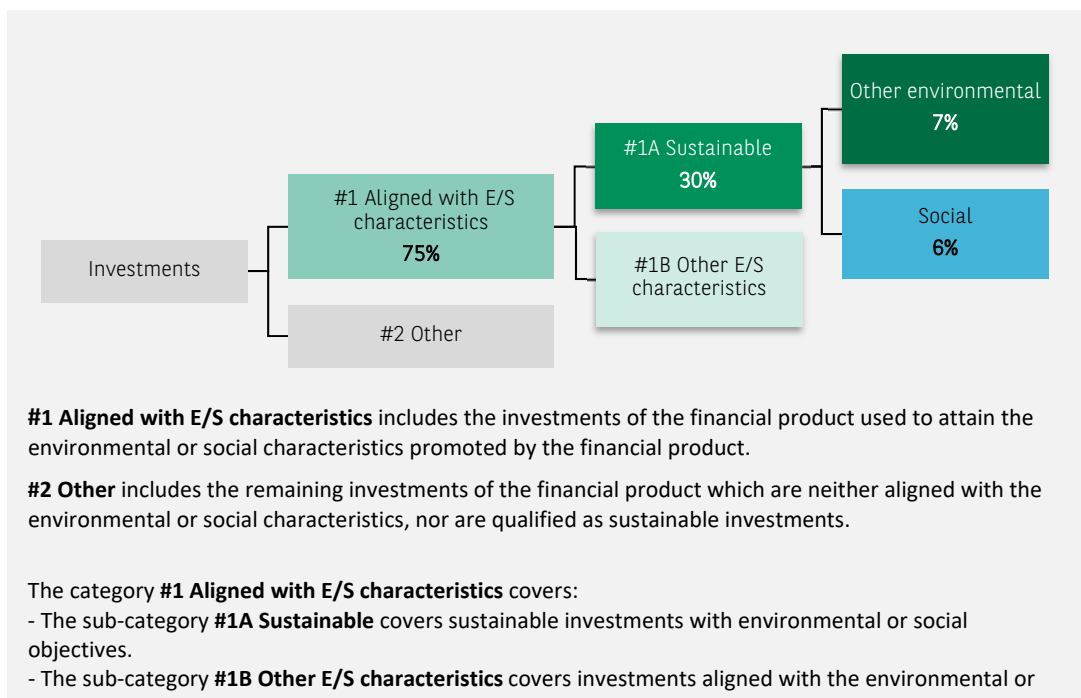
What is the asset allocation planned for this financial product?

At least 75% of the investments of the financial product will be used to meet the environmental or social characteristics promoted, in accordance with the binding elements of the investment strategy of the financial product.

For the avoidance of doubt, such a proportion is solely a minimum commitment and the real percentage of the investments of the financial product that attained the promoted environmental or social characteristics will be available in the annual report.

The minimum proportion of sustainable investments of the financial product is 30%.

The remaining proportion of the investments is mainly used as described under the question: "What investments are included under "#2 Other", what is their purpose and are there any minimum environmental or social safeguards?"



Taxonomy-aligned activities are expressed as a share of:

- **turnover** reflecting the share of revenue from green activities of investee companies
- **capital expenditure** (CapEx) showing the green investments made by investee companies, e.g. for a transition to a green economy.
- **operational expenditure** (OpEx) reflecting green operational activities of investee companies.

To comply with the EU Taxonomy, the criteria for **fossil gas** include limitations on emissions and switching to renewable power or low-carbon fuels by the end of 2035. For **nuclear energy**, the criteria include comprehensive safety and waste management rules.

Enabling activities directly enable other activities to make a substantial contribution to an environmental objective.

Transitional activities are activities for which low-carbon alternatives are not yet available and among others have greenhouse gas emission levels corresponding to the best performance.

● **How does the use of derivatives attain the environmental or social characteristics promoted by the financial product?**

Financial derivative instruments may be used for efficient portfolio management and/or hedging and/or investment purposes. These instruments are not used to attain the environmental or social characteristics promoted by the product.



To what minimum extent are sustainable investments with an environmental objective aligned with the EU Taxonomy?

Not applicable.

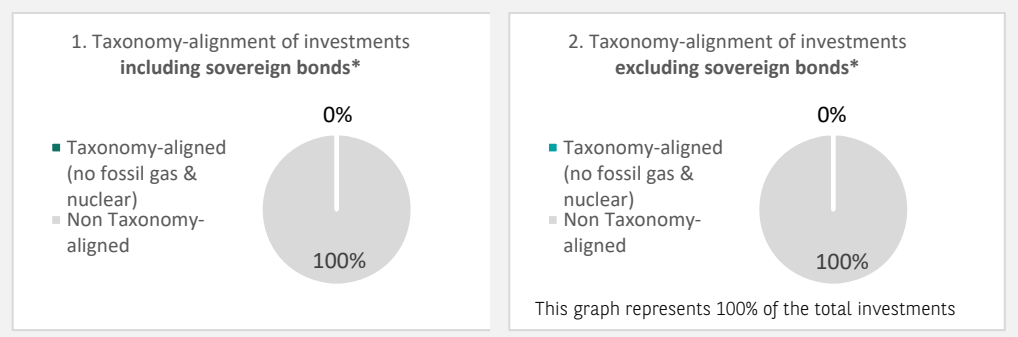
● **Does the financial product invest in fossil gas and/or nuclear energy related activities that comply with the EU Taxonomy¹?**

Yes:

In fossil gas In nuclear energy

No

The two graphs below show in green the minimum percentage of investments that are aligned with the EU Taxonomy. As there is no appropriate methodology to determine the Taxonomy-alignment of sovereign bonds, the first graph shows the Taxonomy alignment in relation to all the investments of the financial product including sovereign bonds, while the second graph shows the Taxonomy alignment only in relation to the investments of the financial product other than sovereign bonds.*



* For the purpose of these graphs, 'sovereign bonds' consist of all sovereign exposures

● **What is the minimum share of investments in transitional and enabling activities?**

Not applicable.

¹ Fossil gas and/or nuclear related activities will only comply with the EU Taxonomy where they contribute to limiting climate change ("climate change mitigation") and do not significantly harm an EU Taxonomy objective –see explanatory note in the left hand margin. The full criteria for fossil gas and nuclear energy economic activities that comply with the EU Taxonomy are laid down in Commission Delegated Regulation (EU) 2022/1214.



are sustainable investments with an environmental objective that **do not take into account the criteria** for environmentally sustainable economic activities under the EU Taxonomy.



What is the minimum share of sustainable investments with an environmental objective that are not aligned with the EU Taxonomy?

The minimum share of sustainable investments with an environmental objective that are not aligned with the EU Taxonomy is 7%.

The minimum share is intentionally low as the objective of the investment manager is not to prevent the product from investing in funds exposed to taxonomy-aligned activities within the framework of the investment strategy of the product.

The Management Company is improving its Taxonomy-alignment data collection to ensure the accuracy and suitability of its Taxonomy sustainability-related disclosures. In the meantime, the financial product will invest in funds exposed to sustainable investments with an environmental objective that are not aligned with the EU Taxonomy.



What is the minimum share of socially sustainable investments?

The minimum share of socially sustainable investments within the financial product is 6%.



What investments are included under “#2 Other”, what is their purpose and are there any minimum environmental or social safeguards?

The remaining proportion of the investments may include :

- For direct lines or internal funds, the proportion of assets that are not used to meet environmental or social characteristics promoted by the financial product. These assets are used for investment purposes , or
- For external funds, the proportion of assets that do not attain the minimum standard to meet environmental or social characteristics promoted by the underlying fund, according to third-party asset managers and index providers reporting, or
- instruments which are mainly used for liquidity, efficient portfolio management, and/or hedging purposes, notably cash, deposits and derivatives.

In any case, the investment manager will ensure that those investments are made while maintaining the improvement of the ESG profile of the financial product. In addition, those investments are made in compliance with our internal processes, including the following minimum environmental or social safeguards:

- the risk management policy. The risk management policy comprises procedures as are necessary to enable the management company to assess for each financial product it manages the exposure of that product to market, liquidity, sustainability and counterparty risks. And
- the RBC policy, where applicable, through the exclusion of companies involved in controversies due to poor practices related to human and labour rights, environment, and corruption, as well as companies operating in sensitive sectors (tobacco, coal, controversial weapons, asbestos,...), as these companies are deemed to be in violation of international norms, or to cause unacceptable harm to society and/or the environment.



Is a specific index designated as a reference benchmark to determine whether this financial product is aligned with the environmental and/or social characteristics that it promotes?

No reference benchmark has been designated for the purpose of attaining the environmental or social characteristics promoted by the financial product.

- *How is the reference benchmark continuously aligned with each of the environmental or social characteristics promoted by the financial product?*

Not applicable

- *How is the alignment of the investment strategy with the methodology of the index ensured on a continuous basis?*

Not applicable

- *How does the designated index differ from a relevant broad market index?*

Not applicable

- *Where can the methodology used for the calculation of the designated index be found?*

Not applicable



Where can I find more product specific information online?

More product-specific information can be found on the website: www.bnpparibas-am.com after choosing the relevant country and directly in the section "Sustainability-related disclosures" dedicated to the product.

Template pre-contractual disclosure for the financial products referred to in Article 8, paragraphs 1, 2 and 2a, of Regulation (EU) 2019/2088 and Article 6, first paragraph, of Regulation (EU) 2020/852

Product name: BNP Paribas Funds Sustainable Multi-Asset Growth

Legal entity identifier: 213800D5ZCC78YP2D106

ENVIRONMENTAL AND/OR SOCIAL CHARACTERISTICS

Does this financial product have a sustainable investment objective?

Yes

No

It will make a minimum of sustainable investments with an environmental objective: ___%

in economic activities that qualify as environmentally sustainable under the EU Taxonomy

in economic activities that do not qualify as environmentally sustainable under the EU Taxonomy

It will make a minimum of sustainable investments with a social objective: ___%

It promotes Environmental/Social (E/S) characteristics and while it does not have as its objective a sustainable investment, it will have a minimum proportion of 35% of sustainable investments

with an environmental objective in economic activities that qualify as environmentally sustainable under the EU Taxonomy

with an environmental objective in economic activities that do not qualify as environmentally sustainable under the EU Taxonomy

with a social objective

It promotes E/S characteristics, but will not make any sustainable investments

Sustainable investment means an investment in an economic activity that contributes to an environmental or social objective, provided that the investment does not significantly harm any environmental or social objective and that the investee companies follow good governance practices.

The **EU Taxonomy** is a classification system laid down in Regulation (EU) 2020/852, establishing a list of **environmentally sustainable economic activities**. That Regulation does not lay down a list of socially sustainable economic activities. Sustainable investments with an environmental objective might be aligned with the Taxonomy or not.



What environmental and/or social characteristics are promoted by this financial product?

The financial product promotes environmental and social characteristics by assessing underlying investments against Environmental, Social and Governance (ESG) criteria, and by investing through funds, in bonds or shares of issuers selected based on their practices and activities linked to sustainable development through either the best-in-class approach or sustainable thematic approach.

The best-in-class approach consists in assessing ESG performance of issuers against a combination of environmental, social and governance (ESG) factors and investing in issuers that demonstrate superior environmental and social practices, while implementing robust corporate governance practices within their sector of activity.

The sustainable thematic approach consists in investing in :

- o Companies that offer products services and solutions helping to address specific environmental and/or social challenges;

- o Green bonds, social bonds or sustainability bonds issued by corporates, supranational sovereign agencies, local entities and/or government to support projects with environmental and/or social objectives

When investing through passive funds and/or external funds, the investment manager relies on ESG methodology and exclusion policies used by third-party asset managers and index providers as well as their engagement and voting policies and practices.

The external fund analysis team within the investment manager is dedicated to select external funds using a proprietary methodology.

In addition to the usual selection criteria (quantitative analysis, qualitative analysis and risk due diligence), the team offers a ranking based on extra-financial (or ESG) criteria for each recommended manager or fund in each sector. The team applies a qualitative rather than quantitative ESG rating to the funds and managers selected in order to assess the effective implementation of ESG practices and the inclusion of extra-financial criteria in their investment process.

The ESG rating system for the team is based on fundamental principles:

- Consistency of approach systematically applied across all asset classes and sectors to ensure consistency in rating
- A proprietary methodology applicable to all funds, with well-defined rules to limit any subjectivity
- An ESG rating for both the management company and the fund (the last including the ESG rating of its management company) The team also analyses a specific SRI (Socially Responsible Investment) selection based on complementary approaches (negative screening, best-in-class / best-effort, positive screening / impact investing)

As all external funds under selection, SRI funds must go through a selection process in three stages (quantitative analysis, qualitative analysis and risk due diligence). Therefore the ESG criteria applied to the investment process are assessed by examining in particular (non-exhaustive list):

- The extra-financial constraints applicable to the Fund's investment universe
- The use of quantitative and qualitative criteria and ESG research in the investment process
- Taking financial and extra-financial requirements into account in the construction of the portfolio
- Monitoring and compliance check with the constraints of socially responsible investment

When investing through internal active funds, the investment manager relies on a proprietary ESG methodology and applies exclusion criteria with regard to issuers that are in violation of international norms and convention, or operate in sensitive sectors as defined by the Responsible Business Policy (RBC Policy).

The ESG performance of an issuer is evaluated against a combination of environmental, social and governance factors which include but not limited to :

- o Environmental: energy efficiency, reduction of emissions of greenhouse gases (GHG), treatment of waste;
- o Social: respect of human rights and workers' rights, human resources management (workers' health and safety, diversity);
- o Governance: Board of Directors independence, managers' remuneration, respect of minority shareholders rights.

Furthermore, the investment manager promotes better environmental and social outcomes through engagement with issuers and the exercise of voting rights according to the Stewardship policy, where applicable.

No reference benchmark has been designated for the purpose of attaining the environmental or social characteristics promoted by the financial product.

● ***What sustainability indicators are used to measure the attainment of each of the environmental or social characteristics promoted by this financial product?***

The following sustainability indicators are used to measure the attainment of the environmental and social characteristics promoted by the financial product:

- § The percentage of internal active funds compliant with the RBC Policy;
- § The percentage of funds which comply with either a selectivity approach (exclusion of at least 25% of the worst ESG-rated securities of the investment universe) or a rating upgrade approach (ESG score better than the investment universe from which at least 20% of the worst ESG-rated securities have been excluded);
- § The percentage of the financial product's portfolio invested in "sustainable investments" as defined in Article 2 (17) of the SFDR regulation;
- § The percentage of the financial product's portfolio invested in investments aligned with the EU Taxonomy.

● ***What are the objectives of the sustainable investments that the financial product partially intends to make and how does the sustainable investment contribute to such objectives?***

The objectives of the sustainable investments made by the financial product are to indirectly finance companies that contribute to environmental and/or social objectives through their products and services, as well as their sustainable practices.

The Sustainable Investment minimum commitment of the financial product is calculated on an asset under management (AuM) weighted methodology without any minimum required for any underlying funds. As such, a look-through approach is applied in order to calculate the financial product's sustainable investment minimum proportion based on the data reported by the underlying funds.

Any sustainable investment commitment reported by external active and/or passive funds, selected by the dedicated internal team, are assessed thanks to specific methodologies developed by third-party asset managers and/or index providers.

Any sustainable investment commitment reported through internal active and/or passive funds are assessed thanks to the proprietary sustainable investment methodology as described below.

The internal methodology, as defined in the main part of the Prospectus, integrates several criteria into its definition of sustainable investments that are considered to be core components to qualify a company as sustainable. These criteria are complementary to each other. In practice, a company must meet at least one of the criteria described below in order to be considered as contributing to an environmental or social objective:

1. A company with an economic activity aligned with the EU Taxonomy objectives. A company can be qualified as sustainable investment in case it has more than 20% of its revenues aligned with the EU Taxonomy. A company qualifying as sustainable investment through this criteria can for example contribute to the following environmental objectives: sustainable forestry, environmental restoration, sustainable manufacturing, renewable energy, water supply, sewerage, waste management and remediation, sustainable transportation, sustainable buildings, sustainable information and technology, scientific research for sustainable development;
2. A company with an economic activity contributing to one or more United Nations Sustainable Development goals (UN SDG) targets. A company can be qualified as sustainable investment

Sustainability indicators measure how the environmental or social characteristics promoted by the financial product are attained.

in case it has more than 20% of its revenues aligned with the SDGs and less than 20% of its revenues misaligned with the UN SDGs. A company qualifying as sustainable investment through this criteria can for example contribute to the following objectives:

- a. Environmental: sustainable agriculture, sustainable management of water and sanitation, sustainable and modern energy, sustainable economic growth, sustainable infrastructure, sustainable cities, sustainable consumption and production patterns, fight against climate change, conservation and sustainable use of oceans, seas and marine resources, protection, restoration and sustainable use of terrestrial ecosystems, sustainable management of forests, fight against desertification, land degradation and biodiversity loss;
 - b. Social: no poverty, zero hunger, food security, healthy lives and well-being at all ages, inclusive and equitable quality education and lifelong learning opportunities, gender equality, women and girls empowerment, availability of water and sanitation, access to affordable, reliable and modern energy, inclusive and sustainable economic growth, full and productive employment and decent work, resilient infrastructure, inclusive and sustainable industrialization, reduced inequality, inclusive, safe and resilient cities and human settlements, peaceful and inclusive societies, access to justice and effective, accountable and inclusive institutions, global partnership for sustainable development.
3. A company operating in a high GHG emission sector that is transitioning its business model to align with the objective of maintaining the global temperature rise below 1.5°C. A company qualifying as sustainable investment through this criteria can for example contribute to the following environmental objectives: GHG emissions reduction, fight against climate change;
 4. A company with best-in-class environmental or social practices compared to its peers within the relevant sector and geographical region. The E or S best performer assessment is based on the BNPP AM ESG scoring methodology. The methodology scores companies and assesses them against a peer group comprising companies in comparable sectors and geographical regions. A company with a contribution score above 10 on the Environmental or Social pillar qualifies as best performer. A company qualifying as sustainable investment through this criteria can for example contribute to the following objectives:
 - a. Environmental: fight against climate change, environmental risk management, sustainable management of natural resources, waste management, water management, GHG emissions reduction, renewable energy, sustainable agriculture, green infrastructure;
 - b. Social: health and safety, human capital management, good external stakeholder management (supply chain, contractors, data), business ethics preparedness, good corporate governance.

Green bonds, social bonds and sustainability bonds issued to support specific environmental and/or social projects are also qualified as sustainable investments provided that these debt securities receive an investment recommendation "POSITIVE" or "NEUTRAL" from the Sustainability Center following the issuer and underlying project assessment based on a proprietary Green/Social/Sustainability Bond Assessment methodology.

Companies identified as a sustainable investment should not significantly harm any other environmental or social objectives (the Do No Significant Harm "DNSH" principle) and should follow good governance practices. BNP Paribas Asset Management (BNPP AM) uses its proprietary methodology to assess all companies against these requirements

More information on the internal methodology can be found on the website of the investment manager: [Sustainability documents - BNPP AM Corporate English \(bnpparibas-am.com\)](https://www.bnpparibas-am.com).

How do the sustainable investments that the financial product partially intends to make, not cause significant harm to any environmental or social sustainable investment objective?

Sustainable investments that the product partially intends to make, through investments into internal active funds, should not significantly harm any environmental or social objective (DNSH Principle). In this respect, the investment manager commits to consider principal adverse impacts on sustainability factors by taking into account indicators for adverse impacts as defined in SFDR, and to not invest in companies that do not meet their fundamental obligations

in line with the OECD Guidelines and the UN Guiding Principles on Business and Human Rights.

However, when investing through external funds and/or passive funds selected by the dedicated internal team, the investment manager relies on third-party asset manager and index providers assessment and reporting to perform the DNSH analysis in accordance with the regulatory requirements.

Principal adverse impacts are the most significant negative impacts of investment decisions on sustainability factors relating to environmental, social and employee matters, respect for human rights, anti-corruption and anti-bribery matters.

How have the indicators for adverse impacts on sustainability factors been taken into account?

The investment manager ensures that throughout its investment process, the financial product, through investments into internal active funds, takes into account all the principal adverse impact indicators that are relevant to its investment strategy to select the sustainable investments that the financial product partially intends to make by systematically implementing the sustainable investment pillars defined in the BNP Paribas Asset Management Global Sustainability Strategy (GSS) into its investment process: RBC policy, ESG integration guidelines, Stewardship, the forward-looking vision – the '3Es' (Energy transition, Environmental sustainability, Equality & Inclusive Growth).

The RBC policy establishes a common framework across investments and economic activities that help identify industries and behaviours presenting a high risk of adverse impacts in violation of international norms. As part of the RBC Policy, sector policies provide a tailored approach to identify and prioritize principal adverse impacts based on the nature of the economic activity, and in many cases, the geography in which these economic activities take place.

The ESG Integration Guidelines includes a series of commitments, which are material to consideration of principal adverse sustainability impacts, and guides the internal ESG integration process. The proprietary ESG scoring framework includes an assessment of a number of adverse sustainability impacts caused by companies in which we invest. Outcome of this assessment may impact the valuation models as well as the portfolio construction depending on the severity and materiality of adverse impacts identified.

Thus, the Investment Manager considers principal adverse sustainability impacts throughout the investment process through the use of the internal ESG scores and construction of the portfolio with an improved ESG profile compared to its investment universe.

The Forward-looking perspective defines a set of objectives and developed performance indicators to measure how the researches, portfolios and commitments are aligned on three issues, the "3Es"

(Energy transition, Environmental sustainability, Equality & inclusive growth) and thus support investment processes.

Furthermore, the Stewardship team regularly identifies adverse impacts through ongoing research, collaboration with other long-term investors, and dialogue with NGOs and other experts.

As regards the sustainable investments that the financial product intends to make, the following principal adverse sustainability impacts are taken into account:

Corporate mandatory indicators:

1. GreenHouse Gas (GHG) Emissions
2. Carbon footprint
3. GHG intensity of investee companies
4. Exposure to companies active in the fossil fuel sector
5. Share of non-renewable energy consumption and production
6. Energy consumption intensity per high impact climate sector
7. Activities negatively affecting biodiversity sensitive areas
8. Emissions to water
9. Hazardous waste ratio
10. Violations of UN Global Compact principles and Organisation for Economic Cooperation and Development (OECD) Guidelines for Multinational Enterprises

11. Lack of processes and compliance mechanisms to monitor compliance with UN Global Compact principles and OECD Guidelines for Multinational Enterprises
12. Unadjusted gender pay gap
13. Board gender diversity
14. Exposure to controversial weapons (anti-personnel mines, cluster munitions, chemical weapons and biological weapons)

Corporate voluntary indicators:

Environment

4. Investments in companies without carbon emission reduction initiatives

Social

4. Lack of a supplier code of conduct
9. Lack of a human rights policy

Sovereign mandatory indicators

15. GHG intensity
16. Investee countries subject to social violations

More detailed information on the manner in which principal adverse impacts on sustainability factors are considered can be found in the BNP PARIBAS ASSET MANAGEMENT [SFDR disclosure statement: sustainability risk integration and Principal Adverse Impacts considerations](#).

In addition, information on how the principal adverse impacts on sustainability factors have been considered over the year will be available in the annual report of the financial product.

However, when investing through external funds and/or passive funds selected by the dedicated internal team, the investment manager relies on third-party asset managers and index providers assessment and reporting for consideration of adverse impacts on sustainability factors.

— — — How are the sustainable investments aligned with the OECD Guidelines for Multinational Enterprises and the UN Guiding Principles on Business and Human Rights? Details:

The investment universe of the financial product, through investments into internal active funds, is periodically screened with a view to identify issuers that are potentially in violation or at risk of violation of the UN Global Compact Principles, OECD Guidelines for Multinational Enterprises and UN Guiding Principles on Business & Human Rights, including the principles and rights set out in the eight fundamental conventions identified in the Declaration of the International Labour Organisation on Fundamental Principles and Rights at Work and the International Bill of Human Rights. This assessment is conducted within the BNPP AM Sustainability Centre on the basis of internal analysis and information provided by external

experts, and in consultation with BNP Paribas Group CSR Team. If an issuer is found to be in serious and repeated violations of any of the principles, it will be placed on an “exclusion list” and will not be available for investment. Existing investments should be divested from the portfolio according to an internal procedure. If an issuer is at risk of violating any of the principles, it is placed on a “watch list” monitored, as appropriate.

However, when investing through external funds and/or passive funds selected by the dedicated internal team, the investment manager relies on third-party asset managers and index providers assessment and reporting for alignment of sustainable investments with the above-mentioned international norms and conventions.

The EU Taxonomy sets out a “do not significant harm” principle by which Taxonomy-aligned investments should not significantly harm EU Taxonomy objectives and is accompanied by specific EU criteria.

The “do no significant harm” principle applies only to those investments underlying the financial product that take into account the EU criteria for environmentally sustainable economic activities. The investments underlying the remaining portion of this financial product do not take into account the EU criteria for environmentally sustainable economic activities.

Any other sustainable investments must also not significantly harm any environmental or social objectives.



Does this financial product consider principal adverse impacts on sustainability factors?

Yes

The product considers some principal adverse impacts on sustainability factors. When investing through external funds and/or passive funds selected by the dedicated internal team, the investment manager relies on third-party asset managers and index providers assessment and reporting for consideration of adverse impacts on sustainability factors.

On the other hand, all its investments into internal active funds systematically implement the sustainable investment pillars defined in the GSS into the financial product's investment process. These pillars are covered by firm-wide policies that set criteria to identify, consider and prioritise as well as address or mitigate adverse sustainability impacts caused by issuers.

The RBC policy establishes a common framework across investments and economic activities that help identify industries and behaviours presenting a high risk of adverse impacts in violation of international norms. As part of the RBC Policy, sector policies provide a tailored approach to identify and prioritize principal adverse impacts based on the nature of the economic activity, and in many cases, the geography in which these economic activities take place.

The ESG Integration Guidelines includes a series of commitments, which are material to consideration of principal adverse sustainability impacts, and guides the internal ESG integration process. The proprietary ESG scoring framework includes an assessment of a number of adverse sustainability impacts caused by companies in which we invest. Outcome of this assessment may impact the valuation models as well as the portfolio construction depending on the severity and materiality of adverse impacts identified.

Thus, the Investment Manager considers principal adverse sustainability impacts throughout the investment process through the use of the internal ESG scores and construction of the portfolio with an improved ESG profile compared to its investment universe.

The Forward-looking perspective defines a set of objectives and developed performance indicators to measure how the researches, portfolios and commitments are aligned on three issues, the “3Es” (Energy transition, Environmental sustainability, Equality & inclusive growth) and thus support investment processes.

Furthermore, the Stewardship team regularly identifies adverse impacts through ongoing research, collaboration with other long-term investors, and dialogue with NGOs and other experts.

Actions to address or mitigate principal adverse sustainability impacts depend on the severity and materiality of these impacts. These actions are guided by the RBC Policy, ESG Integration Guidelines, and Engagement and Voting Policy which include the following provisions:

- § Exclusion of issuers that are in violation of international norms and conventions and issuers that are involved in activities presenting an unacceptable risk to society and/or the environment;
- § Engagement with issuers with the aim of encouraging them to improve their environmental, social and governance practices and, thus, mitigate potential adverse impacts;
- § In case of equity holdings, voting at Annual General Meetings of companies the portfolio is invested in to promote good governance and advance environmental and social issues;
- § Ensuring all securities included in the portfolio have supportive ESG research.
- § Managing portfolios so that their aggregate ESG score is better than the relevant benchmark or universe.

Based on the above approach, and depending on the composition of the financial product's portfolio (i.e. the type of issuer), the financial product considers and addresses or mitigates the following principal adverse sustainability impacts:

Corporate mandatory indicators:

- 4. Exposure to companies active in the fossil fuel sector
- 10. Violations of UN Global Compact principles and Organisation for Economic Cooperation and Development (OECD) Guidelines for Multinational Enterprises
- 14. Exposure to controversial weapons (anti-personnel mines, cluster munitions, chemical weapons and biological weapons)

More detailed information on the manner in which principal adverse impacts on sustainability factors are considered can be found in the BNP PARIBAS ASSET MANAGEMENT [SFDR disclosure statement: sustainability risk integration and Principal Adverse Impacts considerations](#).

In addition, information on how the principal adverse impacts on sustainability factors have been considered over the year will be available in the annual report of the financial product.

No



What investment strategy does this financial product follow?

To achieve the investment objective of the financial product, Environmental, Social and Governance (ESG) criteria that it promotes are taken into account at each step of its investment process .

For internal investments, the Investment Manager integrates ESG ratings and criteria into the assessment of issuers. The ESG score is built by BNP Paribas Asset Management's Sustainability Centre using a proprietary ESG scoring methodology.

While investing in external funds and/or passive funds selected by the dedicated internal team, the used ESG criteria are defined in the framework of the proprietary ESG methodology of the third-party asset manager and/or index provider.

Then the binding elements of the investment strategy described in the question below are constantly integrated to construct an investment portfolio with an improved ESG profile compared to its investment universe.

In addition, issuers that contribute to environmental and/or social objectives will be determined in accordance with sustainable investment methodologies disclosed in the answer to the question *What are the objectives of the sustainable investments that the financial product partially intends to make and how does the sustainable investments contribute to such objectives.*

The investment strategy guides investment decisions based on factors such as investment objectives and risk tolerance.

The elements of the investment strategy to attain the environmental or social characteristics promoted by this financial product as described below are systematically integrated throughout the investment process.

● ***What are the binding elements of the investment strategy used to select the investments to attain each of the environmental or social characteristics promoted by this financial product?***

§ The financial product shall invest through internal funds in compliance with the RBC Policy by excluding companies involved in controversies due to poor practices related to human and labor rights, environment, and corruption, as well as companies operating in sensitive sectors (tobacco, coal, controversial weapons, asbestos,...), as these companies are deemed to be in violation of international norms, or to cause unacceptable harm to society and/or the environment;

More information on the RBC Policy, and in particular criteria relating to sectoral exclusions, can be found on the website of the investment manager: [Sustainability documents - BNPP AM Corporate English \(bnpparibas-am.com\)](#) ;

§ At least 90% of funds selected (i.e. UCITS, UCIs, or ETFs) shall comply with either a selectivity approach (exclusion of at least 25% of the worst ESG-rated securities of the investment universe) or a rating upgrade approach (ESG score better than the investment universe from which at least 20% of the worst ESG-rated securities have been excluded);

§ The financial product shall invest at least 35% of its assets in “sustainable investments” as defined in Article 2 (17) of the SFDR regulation. Criteria to qualify an investment as “sustainable investment” are indicated in the above question “What are the objectives of the sustainable investments that the financial product partially intends to make and does the sustainable investments contribute to such objectives” and the quantitative and qualitative thresholds are mentioned in the main part of the Prospectus;

§ The financial product shall invest at least 2% of its assets in investments aligned with the EU Taxonomy.

● ***What is the committed minimum rate to reduce the scope of the investments considered prior to the application of that investment strategy?***

The financial product does not commit to a minimum rate of reduction of the scope of investments prior to the application of its investment strategy.

● ***What is the policy to assess good governance practices of the investee companies?***

When investing through internal active funds, the investment manager relies on its internal proprietary assessment of good governance practices of the investee companies performed by the BNP Paribas Asset Management’s Sustainability Centre as described below.

The ESG scoring framework assesses corporate governance through a core set of standard key performance indicators for all sectors supplemented by sector specific metrics.

The governance metrics and indicators to assess good governance practices such as sound management structures, employee relations, remuneration of staff and tax compliance include but are not limited to:

- § Separation of power (e.g. Split CEO/Chair),
- § Board diversity,
- § Executive pay (remuneration policy),
- § Board Independence, and key committees independence
- § Accountability of directors,
- § Financial expertise of the Audit Committee,
- § Respect of shareholders rights and absence of antitakeover devices

- § The presence of appropriate policies (i.e. Bribery and corruption, whistleblower),
- § Tax disclosure,
- § An assessment of prior negative incidents relating to governance.

The ESG analysis goes beyond the framework to look at a more qualitative assessment of how the insights from our ESG model are reflected in the culture and operations of investee companies. In some cases, the ESG analysts will conduct due diligence meetings to better understand the company's approach to corporate governance.

However, when investing through external funds and/or passive funds, selected by the dedicated internal team, the investment manager relies on third-party asset managers and index providers to assess good governance practices of the investee companies.



What is the asset allocation planned for this financial product?

At least 75% of the investments of the financial product will be used to meet the environmental or social characteristics promoted, in accordance with the binding elements of the investment strategy of the financial product.

For the avoidance of doubt, such a proportion is solely a minimum commitment and the real percentage of the investments of the financial product that attained the promoted environmental or social characteristics will be available in the annual report.


The minimum proportion of sustainable investments of the financial product is 35%.

The remaining proportion of the investments is mainly used as described under the question: "What investments are included under "#2 Other", what is their purpose and are there any minimum environmental or social safeguards?"

Asset allocation describes the share of investments in specific assets.

Taxonomy-aligned activities are expressed as a share of:

- **turnover** reflecting the share of revenue from green activities of investee companies
- **capital expenditure** (CapEx) showing the green investments made by investee companies, e.g. for a transition to a green economy.
- **operational expenditure** (OpEx) reflecting green operational activities of investee companies.



#1 Aligned with E/S characteristics includes the investments of the financial product used to attain the environmental or social characteristics promoted by the financial product.

#2 Other includes the remaining investments of the financial product which are neither aligned with the environmental or social characteristics, nor are qualified as sustainable investments.

The category **#1 Aligned with E/S characteristics** covers:

- The sub-category **#1A Sustainable** covers sustainable investments with environmental or social objectives.
- The sub-category **#1B Other E/S characteristics** covers investments aligned with the environmental or social characteristics that do not qualify as sustainable investments.

- *How does the use of derivatives attain the environmental or social characteristics promoted by the financial product?*

Financial derivative instruments may be used for efficient portfolio management, hedging and/or investment purposes, if applicable. These instruments are not used to attain the environmental or social characteristics promoted by the product.



To what minimum extent are sustainable investments with an environmental objective aligned with the EU Taxonomy?

The extent to which sustainable investments with an environmental objective are aligned with the EU Taxonomy and that contribute to the environmental objectives climate change mitigation, climate change adaptation, the sustainable use and protection of water and marine resources, the transition to a circular economy, pollution prevention and control and/or the protection and restoration of biodiversity and ecosystems are disclosed in the two graphs below.

Even if the investment objective of the product falls within the framework of the environmental objectives defined by the Taxonomy Regulation, all the economic activities related to this objective are not necessarily covered by the latter. In addition, taxonomy alignment data is still not yet communicated or published and the activities of certain issuers require additional fundamental analysis in order to be accounted for and are therefore not taken into account by the taxonomy data that we use.

The Management Company is currently improving its Taxonomy-alignment data collection to ensure the accuracy and suitability of its Taxonomy sustainability-related disclosures.

Further subsequent prospectus and Taxonomy-alignment commitments updates will be made accordingly.

Economic activities that are not recognised by the Taxonomy Regulation are not necessarily environmentally harmful or unsustainable. In addition, all activities that can make a substantial contribution to environmental as well as social objectives are not yet part of the Taxonomy Regulation.

● *Does the financial product invest in fossil gas and/or nuclear energy related activities that comply with the EU Taxonomy¹?*

Yes:
 In fossil gas In nuclear energy
 No

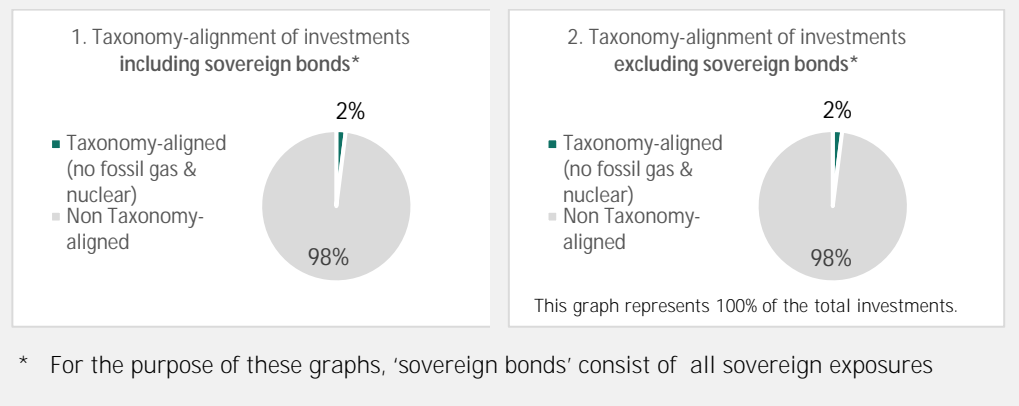
To comply with the EU Taxonomy, the criteria for **fossil gas** include limitations on emissions and switching to renewable power or low-carbon fuels by the end of 2035. For **nuclear energy**, the criteria include comprehensive safety and waste management rules.

¹ Fossil gas and/or nuclear related activities will only comply with the EU Taxonomy where they contribute to limiting climate change ("climate change mitigation") and do not significantly harm an EU Taxonomy objective –see explanatory note in the left hand margin. The full criteria for fossil gas and nuclear energy economic activities that comply with the EU Taxonomy are laid down in Commission Delegated Regulation (EU) 2022/1214.

Enabling activities directly enable other activities to make a substantial contribution to an environmental objective.

Transitional activities are activities for which low-carbon alternatives are not yet available and among others have greenhouse gas emission levels corresponding to the best performance.

The two graphs below show in green the minimum percentage of investments that are aligned with the EU Taxonomy. As there is no appropriate methodology to determine the Taxonomy-alignment of sovereign bonds*, the first graph shows the Taxonomy alignment in relation to all the investments of the financial product including sovereign bonds, while the second graph shows the Taxonomy alignment only in relation to the investments of the financial product other than sovereign bonds.



● **What is the minimum share of investments in transitional and enabling activities?**

Not Applicable.

are sustainable investments with an environmental objective that **do not take into account the criteria** for environmentally sustainable economic activities under the EU Taxonomy.



What is the minimum share of sustainable investments with an environmental objective that are not aligned with the EU Taxonomy?

The minimum share of sustainable investments with an environmental objective that are not aligned with the EU Taxonomy is 10%.

The minimum share is intentionally low as the objective of the investment manager is not to prevent the product from investing in funds exposed to taxonomy-aligned activities within the framework of the investment strategy of the product.

The Management Company is improving its Taxonomy-alignment data collection to ensure the accuracy and suitability of its Taxonomy sustainability-related disclosures. In the meantime, the financial product will invest in funds exposed to sustainable investments with an environmental objective that are not aligned with the EU Taxonomy.



What is the minimum share of socially sustainable investments?

The minimum share of socially sustainable investments within the financial product is 9%.



What investments are included under "#2 Other", what is their purpose and are there any minimum environmental or social safeguards?

The remaining proportion of the investments may include :

- For internal funds, the proportion of assets that are not used to meet the environmental or social characteristics promoted by the financial product. These assets are used for investment purposes, or

- For external funds, the proportion of assets that do not attain the minimum standard to meet environmental or social characteristics promoted by the underlying fund, according to third-party asset managers and index providers reporting, or
- instruments which are mainly used for liquidity, efficient portfolio management, and/or hedging purposes, notably cash, deposits and derivatives.

In any case, the investment manager will ensure that those investments are made while maintaining the improvement of the ESG profile of the financial product. In addition, those investments are made in compliance with our internal processes, including the following minimum environmental or social safeguards:

- the risk management policy. The risk management policy comprises procedures as are necessary to enable the management company to assess for each financial product it manages the exposure of that product to market, liquidity, sustainability and counterparty risks. And
- the RBC policy, where applicable, through the exclusion of companies involved in controversies due to poor practices related to human and labour rights, environment, and corruption, as well as companies operating in sensitive sectors (tobacco, coal, controversial weapons, asbestos,...), as these companies are deemed to be in violation of international norms, or to cause unacceptable harm to society and/or the environment.



Is a specific index designated as a reference benchmark to determine whether this financial product is aligned with the environmental and/or social characteristics that it promotes?

No reference benchmark has been designated for the purpose of attaining the environmental or social characteristics promoted by the financial product.

- *How is the reference benchmark continuously aligned with each of the environmental or social characteristics promoted by the financial product?*

Not applicable

- *How is the alignment of the investment strategy with the methodology of the index ensured on a continuous basis?*

Not applicable

- *How does the designated index differ from a relevant broad market index?*

Not applicable

- *Where can the methodology used for the calculation of the designated index be found?*

Not applicable

Reference benchmarks are indexes to measure whether the financial product attains the environmental or social characteristics that they promote.



Where can I find more product specific information online?

More product-specific information can be found on the website: www.bnpparibas-am.com after choosing the relevant country and directly in the section "Sustainability-related disclosures" dedicated to the product.

Template pre-contractual disclosure for the financial products referred to in Article 8, paragraphs 1, 2 and 2a, of Regulation (EU) 2019/2088 and Article 6, first paragraph, of Regulation (EU) 2020/852

Product name: BNP Paribas Funds Sustainable Multi-Asset Stability

Legal entity identifier: 213800X77ZBZRGKT7B43

ENVIRONMENTAL AND/OR SOCIAL CHARACTERISTICS

Does this financial product have a sustainable investment objective?

Yes

No

It will make a minimum of sustainable investments with an environmental objective: ___%

in economic activities that qualify as environmentally sustainable under the EU Taxonomy

in economic activities that do not qualify as environmentally sustainable under the EU Taxonomy

It will make a minimum of sustainable investments with a social objective: ___%

It promotes Environmental/Social (E/S) characteristics and while it does not have as its objective a sustainable investment, it will have a minimum proportion of 35% of sustainable investments

with an environmental objective in economic activities that qualify as environmentally sustainable under the EU Taxonomy

with an environmental objective in economic activities that do not qualify as environmentally sustainable under the EU Taxonomy

with a social objective

It promotes E/S characteristics, but will not make any sustainable investments

Sustainable investment means an investment in an economic activity that contributes to an environmental or social objective, provided that the investment does not significantly harm any environmental or social objective and that the investee companies follow good governance practices.

The **EU Taxonomy** is a classification system laid down in Regulation (EU) 2020/852, establishing a list of **environmentally sustainable economic activities**. That Regulation does not lay down a list of socially sustainable economic activities. Sustainable investments with an environmental objective might be aligned with the Taxonomy or not.



What environmental and/or social characteristics are promoted by this financial product?

The financial product promotes environmental and social characteristics by assessing underlying investments against Environmental, Social and Governance (ESG) criteria, and by investing directly, or indirectly through funds, in bonds or shares of issuers selected based on their practices and activities linked to sustainable development through either the best-in-class approach or sustainable thematic approach.

The best-in-class approach consists in assessing ESG performance of issuers against a combination of environmental, social and governance (ESG) factors and investing in issuers that demonstrate superior environmental and social practices, while implementing robust corporate governance practices within their sector of activity.

The sustainable thematic approach consists in investing in :

- o Companies that offer products services and solutions helping to address specific environmental and/or social challenges;

- o Green bonds, social bonds or sustainability bonds issued by corporates, supranational sovereign agencies, local entities and/or government to support projects with environmental and/or social objectives

When investing through passive funds and/or external funds, the investment manager relies on ESG methodology and exclusion policies used by third-party asset managers and index providers as well as their engagement and voting policies and practices.

The external fund analysis team within the investment manager is dedicated to select external funds using a proprietary methodology.

In addition to the usual selection criteria (quantitative analysis, qualitative analysis and risk due diligence), the team offers a ranking based on extra-financial (or ESG) criteria for each recommended manager or fund in each sector. The team applies a qualitative rather than quantitative ESG rating to the funds and managers selected in order to assess the effective implementation of ESG practices and the inclusion of extra-financial criteria in their investment process.

The ESG rating system for the team is based on fundamental principles:

- Consistency of approach systematically applied across all asset classes and sectors to ensure consistency in rating
- A proprietary methodology applicable to all funds, with well-defined rules to limit any subjectivity
- An ESG rating for both the management company and the fund (the last including the ESG rating of its management company) The team also analyses a specific SRI (Socially Responsible Investment) selection based on complementary approaches (negative screening, best-in-class / best-effort, positive screening / impact investing)

As all external funds under selection, SRI funds must go through a selection process in three stages (quantitative analysis, qualitative analysis and risk due diligence). Therefore the ESG criteria applied to the investment process are assessed by examining in particular (non-exhaustive list):

- The extra-financial constraints applicable to the Fund's investment universe
- The use of quantitative and qualitative criteria and ESG research in the investment process
- Taking financial and extra-financial requirements into account in the construction of the portfolio
- Monitoring and compliance check with the constraints of socially responsible investment

When investing directly or through internal active funds, the investment manager relies on a proprietary ESG methodology and applies exclusion criteria with regard to issuers that are in violation of international norms and convention, or operate in sensitive sectors as defined by the Responsible Business Policy (RBC Policy).

The ESG performance of an issuer is evaluated against a combination of environmental, social and governance factors which include but not limited to :

- o Environmental: energy efficiency, reduction of emissions of greenhouse gases (GHG), treatment of waste;
- o Social: respect of human rights and workers' rights, human resources management (workers' health and safety, diversity);
- o Governance: Board of Directors independence, managers' remuneration, respect of minority shareholders rights.

Furthermore, the investment manager promotes better environmental and social outcomes through engagement with issuers and the exercise of voting rights according to the Stewardship policy, where applicable.

No reference benchmark has been designated for the purpose of attaining the environmental or social characteristics promoted by the financial product.

● ***What sustainability indicators are used to measure the attainment of each of the environmental or social characteristics promoted by this financial product?***

The following sustainability indicators are used to measure the attainment of the environmental and social characteristics promoted by the financial product:

- § The percentage of the direct investments and internal active funds compliant with the RBC Policy;
- § The percentage of the direct investments covered by ESG analysis based on the ESG internal proprietary methodology;
- § The percentage of the investment universe reduction of the direct investments due to exclusion of securities with low ESG score and/or sector exclusions as per the RBC Policy;
- § The percentage of the indirect investments which comply with either a selectivity approach (exclusion of at least 25% of the worst ESG-rated securities of the investment universe) or a rating upgrade approach (ESG score better than the investment universe from which at least 20% of the worst ESG-rated securities have been excluded);
- § The percentage of the financial product's portfolio invested in "sustainable investments" as defined in Article 2 (17) of the SFDR regulation.

● ***What are the objectives of the sustainable investments that the financial product partially intends to make and how does the sustainable investment contribute to such objectives?***

The objectives of the sustainable investments made by the financial product are to indirectly finance companies that contribute to environmental and/or social objectives through their products and services, as well as their sustainable practices.

The Sustainable Investment minimum commitment of the financial product is calculated on an asset under management (AuM) weighted methodology without any minimum required for any underlying funds. As such, a look-through approach is applied in order to calculate the financial product's sustainable investment minimum proportion based on the data reported by the underlying funds.

Any sustainable investment commitment reported by external active and/or passive funds, selected by the dedicated internal team, are assessed thanks to specific methodologies developed by third-party asset managers and/or index providers.

Any sustainable investment commitment reported by direct investments or through internal active and/or passive funds are assessed thanks to the proprietary sustainable investment methodology as described below.

The internal methodology, as defined in the main part of the Prospectus, integrates several criteria into its definition of sustainable investments that are considered to be core components to qualify a company as sustainable. These criteria are complementary to each other. In practice, a company must meet at least one of the criteria described below in order to be considered as contributing to an environmental or social objective:

1. A company with an economic activity aligned with the EU Taxonomy objectives. A company can be qualified as sustainable investment in case it has more than 20% of its revenues aligned with the EU Taxonomy. A company qualifying as sustainable investment through this criteria can for example contribute to the following environmental objectives: sustainable forestry, environmental restoration, sustainable manufacturing, renewable energy, water supply, sewerage, waste management and remediation, sustainable transportation,

Sustainability indicators measure how the environmental or social characteristics promoted by the financial product are attained.

sustainable buildings, sustainable information and technology, scientific research for sustainable development;

2. A company with an economic activity contributing to one or more United Nations Sustainable Development goals (UN SDG) targets. A company can be qualified as sustainable investment in case it has more than 20% of its revenues aligned with the SDGs and less than 20% of its revenues misaligned with the UN SDGs. A company qualifying as sustainable investment

through this criteria can for example contribute to the following objectives:

- a. Environmental: sustainable agriculture, sustainable management of water and sanitation, sustainable and modern energy, sustainable economic growth, sustainable infrastructure, sustainable cities, sustainable consumption and production patterns, fight against climate change, conservation and sustainable use of oceans, seas and marine resources, protection, restoration and sustainable use of terrestrial ecosystems, sustainable management of forests, fight against desertification, land degradation and biodiversity loss;
 - b. Social: no poverty, zero hunger, food security, healthy lives and well-being at all ages, inclusive and equitable quality education and lifelong learning opportunities, gender equality, women and girls empowerment, availability of water and sanitation, access to affordable, reliable and modern energy, inclusive and sustainable economic growth, full and productive employment and decent work, resilient infrastructure, inclusive and sustainable industrialization, reduced inequality, inclusive, safe and resilient cities and human settlements, peaceful and inclusive societies, access to justice and effective, accountable and inclusive institutions, global partnership for sustainable development.
3. A company operating in a high GHG emission sector that is transitioning its business model to align with the objective of maintaining the global temperature rise below 1.5°C. A company qualifying as sustainable investment through this criteria can for example contribute to the following environmental objectives: GHG emissions reduction, fight against climate change;
 4. A company with best-in-class environmental or social practices compared to its peers within the relevant sector and geographical region. The E or S best performer assessment is based on the BNPP AM ESG scoring methodology. The methodology scores companies and assesses them against a peer group comprising companies in comparable sectors and geographical regions. A company with a contribution score above 10 on the Environmental or Social pillar qualifies as best performer. A company qualifying as sustainable investment through this criteria can for example contribute to the following objectives:
 - a. Environmental: fight against climate change, environmental risk management, sustainable management of natural resources, waste management, water management, GHG emissions reduction, renewable energy, sustainable agriculture, green infrastructure;
 - b. Social: health and safety, human capital management, good external stakeholder management (supply chain, contractors, data), business ethics preparedness, good corporate governance.

Green bonds, social bonds and sustainability bonds issued to support specific environmental and/or social projects are also qualified as sustainable investments provided that these debt securities receive an investment recommendation "POSITIVE" or "NEUTRAL" from the Sustainability Center following the issuer and underlying project assessment based on a proprietary Green/Social/Sustainability Bond Assessment methodology.

Companies identified as a sustainable investment should not significantly harm any other environmental or social objectives (the Do No Significant Harm "DNSH" principle) and should follow good governance practices. BNP Paribas Asset Management (BNPP AM) uses its proprietary methodology to assess all companies against these requirements

More information on the internal methodology can be found on the website of the investment manager: [Sustainability documents - BNPP AM Corporate English \(bnpparibas-am.com\)](https://www.bnpparibas-am.com).

How do the sustainable investments that the financial product partially intends to make, not cause significant harm to any environmental or social sustainable investment objective?

Sustainable investments that the product partially intends to make, through investments into direct lines or internal active funds, should not significantly harm any environmental or social objective (DNSH Principle). In this respect, the investment manager commits to consider principal adverse impacts on sustainability factors by taking into account indicators for adverse impacts as defined in SFDR, and to not invest in companies that do not meet their fundamental obligations in line with the OECD Guidelines and the UN Guiding Principles on Business and Human Rights.

However, when investing through external funds and/or passive funds selected by the dedicated internal team, the investment manager relies on third-party asset manager and index providers assessment and reporting to perform the DNSH analysis in accordance with the regulatory requirements.

— — How have the indicators for adverse impacts on sustainability factors been taken into account?

The investment manager ensures that throughout its investment process, the financial product, through investments into direct lines or internal active funds, takes into account all the principal adverse impact indicators that are relevant to its investment strategy to select the sustainable investments that the financial product partially intends to make by systematically implementing the sustainable investment pillars defined in the BNP Paribas Asset Management Global Sustainability Strategy (GSS) into its investment process: RBC policy, ESG integration guidelines, Stewardship, the forward-looking vision – the '3Es' (Energy transition, Environmental sustainability, Equality & Inclusive Growth).

The RBC policy establishes a common framework across investments and economic activities that help identify industries and behaviours presenting a high risk of adverse impacts in violation of international norms. As part of the RBC Policy, sector policies provide a tailored approach to identify and prioritize principal adverse impacts based on the nature of the economic activity, and in many cases, the geography in which these economic activities take place.

The ESG Integration Guidelines includes a series of commitments, which are material to consideration of principal adverse sustainability impacts, and guides the internal ESG integration process. The proprietary ESG scoring framework includes an assessment of a number of adverse sustainability impacts caused by companies in which we invest. Outcome of this assessment may impact the valuation models as well as the portfolio construction depending on the severity and materiality of adverse impacts identified.

Thus, the Investment Manager considers principal adverse sustainability impacts throughout the investment process through the use of the internal ESG scores and construction of the portfolio with an improved ESG profile compared to its investment universe.

The Forward-looking perspective defines a set of objectives and developed performance indicators to measure how the researches, portfolios and commitments are aligned on three issues, the "3Es" (Energy transition, Environmental sustainability, Equality & inclusive growth) and thus support investment processes.

Furthermore, the Stewardship team regularly identifies adverse impacts through ongoing research, collaboration with other long-term investors, and dialogue with NGOs and other experts.

As regards the sustainable investments that the financial product intends to make, the following principal adverse sustainability impacts are taken into account:

Corporate mandatory indicators:

1. GreenHouse Gas (GHG) Emissions
2. Carbon footprint
3. GHG intensity of investee companies
4. Exposure to companies active in the fossil fuel sector

Principal adverse impacts are the most significant negative impacts of investment decisions on sustainability factors relating to environmental, social and employee matters, respect for human rights, anti-corruption and anti-bribery matters.

5. Share of non-renewable energy consumption and production
6. Energy consumption intensity per high impact climate sector
7. Activities negatively affecting biodiversity sensitive areas
8. Emissions to water
9. Hazardous waste ratio
10. Violations of UN Global Compact principles and Organisation for Economic Cooperation and Development (OECD) Guidelines for Multinational Enterprises
11. Lack of processes and compliance mechanisms to monitor compliance with UN Global Compact principles and OECD Guidelines for Multinational Enterprises
12. Unadjusted gender pay gap
13. Board gender diversity
14. Exposure to controversial weapons (anti-personnel mines, cluster munitions, chemical weapons and biological weapons)

Corporate voluntary indicators:

Environment

4. Investments in companies without carbon emission reduction initiatives

Social

4. Lack of a supplier code of conduct
9. Lack of a human rights policy

Sovereign mandatory indicators

15. GHG intensity
16. Investee countries subject to social violations

More detailed information on the manner in which principal adverse impacts on sustainability factors are considered can be found in the BNP PARIBAS ASSET MANAGEMENT [SFDR disclosure statement: sustainability risk integration and Principal Adverse Impacts considerations](#).

In addition, information on how the principal adverse impacts on sustainability factors have been considered over the year will be available in the annual report of the financial product.

However, when investing through external funds and/or passive funds selected by the dedicated internal team, the investment manager relies on third-party asset managers and index providers assessment and reporting for consideration of adverse impacts on sustainability factors.

- — — How are the sustainable investments aligned with the OECD Guidelines for Multinational Enterprises and the UN Guiding Principles on Business and Human Rights? Details:

The investment universe of the financial product, through investments into direct lines or internal active funds, is periodically screened with a view to identify issuers that are potentially in violation or at risk of violation of the UN Global Compact Principles, OECD Guidelines for Multinational Enterprises and UN Guiding Principles on Business & Human Rights, including the principles and

rights set out in the eight fundamental conventions identified in the Declaration of the International Labour Organisation on Fundamental Principles and Rights at Work and the International Bill of Human Rights. This assessment is conducted within the BNPP AM Sustainability Centre on the basis of internal analysis and information provided by external experts, and in consultation with BNP Paribas Group CSR Team. If an issuer is found to be in serious and repeated violations of any of the principles, it will be placed on an "exclusion list" and will not be available for investment. Existing investments should be divested from the portfolio according to an internal procedure. If an issuer is at risk of violating any of the principles, it is placed on a "watch list" monitored, as appropriate.

However, when investing through external funds and/or passive funds selected by the dedicated internal team, the investment manager relies on third-party asset managers and index providers assessment and reporting for alignment of sustainable investments with the above-mentioned international norms and conventions.

The EU Taxonomy sets out a “do not significant harm” principle by which Taxonomy-aligned investments should not significantly harm EU Taxonomy objectives and is accompanied by specific EU criteria.

The “do no significant harm” principle applies only to those investments underlying the financial product that take into account the EU criteria for environmentally sustainable economic activities. The investments underlying the remaining portion of this financial product do not take into account the EU criteria for environmentally sustainable economic activities.

Any other sustainable investments must also not significantly harm any environmental or social objectives.



Does this financial product consider principal adverse impacts on sustainability factors?

Yes

The product considers some principal adverse impacts on sustainability factors. When investing through external funds and/or passive funds selected by the dedicated internal team, the investment manager relies on third-party asset managers and index providers assessment and reporting for consideration of adverse impacts on sustainability factors.

On the other hand, all its investments into direct lines or internal active funds systematically implement the sustainable investment pillars defined in the GSS into the financial product's investment process. These pillars are covered by firm-wide policies that set criteria to identify, consider and prioritise as well as address or mitigate adverse sustainability impacts caused by issuers.

The RBC policy establishes a common framework across investments and economic activities that help identify industries and behaviours presenting a high risk of adverse impacts in violation of international norms. As part of the RBC Policy, sector policies provide a tailored approach to identify and prioritize principal adverse impacts based on the nature of the economic activity, and in many cases, the geography in which these economic activities take place.

The ESG Integration Guidelines includes a series of commitments, which are material to consideration of principal adverse sustainability impacts, and guides the internal ESG integration process. The proprietary ESG scoring framework includes an assessment of a number of adverse sustainability impacts caused by companies in which we invest. Outcome of this assessment may impact the valuation models as well as the portfolio construction depending on the severity and materiality of adverse impacts identified.

Thus, the Investment Manager considers principal adverse sustainability impacts throughout the investment process through the use of the internal ESG scores and construction of the portfolio with an improved ESG profile compared to its investment universe.

The Forward-looking perspective defines a set of objectives and developed performance indicators to measure how the researches, portfolios and commitments are aligned on three issues, the “3Es”

(Energy transition, Environmental sustainability, Equality & inclusive growth) and thus support investment processes.

Furthermore, the Stewardship team regularly identifies adverse impacts through ongoing research, collaboration with other long-term investors, and dialogue with NGOs and other experts.

Actions to address or mitigate principal adverse sustainability impacts depend on the severity and materiality of these impacts. These actions are guided by the RBC Policy, ESG Integration

Guidelines, and Engagement and Voting Policy which include the following provisions:

- § Exclusion of issuers that are in violation of international norms and conventions and issuers that are involved in activities presenting an unacceptable risk to society and/or the environment;
- § Engagement with issuers with the aim of encouraging them to improve their environmental, social and governance practices and, thus, mitigate potential adverse impacts;
- § In case of equity holdings, voting at Annual General Meetings of companies the portfolio is invested in to promote good governance and advance environmental and social issues;
- § Ensuring all securities included in the portfolio have supportive ESG research.
- § Managing portfolios so that their aggregate ESG score is better than the relevant benchmark or universe.

Based on the above approach, and depending on the composition of the financial product's portfolio (i.e. the type of issuer), the financial product considers and addresses or mitigates the following principal adverse sustainability impacts:

Corporate mandatory indicators:

- 4. Exposure to companies active in the fossil fuel sector
- 10. Violations of UN Global Compact principles and Organisation for Economic Cooperation and Development (OECD) Guidelines for Multinational Enterprises
- 14. Exposure to controversial weapons (anti-personnel mines, cluster munitions, chemical weapons and biological weapons)

More detailed information on the manner in which principal adverse impacts on sustainability factors are considered can be found in the [BNP PARIBAS ASSET MANAGEMENT SFDR disclosure statement: sustainability risk integration and Principal Adverse Impacts considerations](#).

In addition, information on how the principal adverse impacts on sustainability factors have been considered over the year will be available in the annual report of the financial product.

No



What investment strategy does this financial product follow?

To achieve the investment objective of the financial product, Environmental, Social and Governance (ESG) criteria that it promotes are taken into account at each step of its the investment process .

For internal investments, the Investment Manager integrates ESG ratings and criteria into the assessment of issuers. The ESG score is built by BNP Paribas Asset Management's Sustainability Centre using a proprietary ESG scoring methodology.

The investment strategy guides investment decisions based on factors such as investment objectives and risk tolerance.

While investing in external funds and/or passive funds selected by the dedicated internal team, the used ESG criteria are defined in the framework of the proprietary ESG methodology of the third-party asset manager and/or index provider.

Then the binding elements of the investment strategy described in the question below are constantly integrated to construct an investment portfolio with an improved ESG profile compared to its investment universe.

In addition, issuers that contribute to environmental and/or social objectives will be determined in accordance with sustainable investment methodologies disclosed in the answer to the question *What are the objectives of the sustainable investments that the financial product partially intends to make and how does the sustainable investments contribute to such objectives.*

The elements of the investment strategy to attain the environmental or social characteristics promoted by this financial product as described below are systematically integrated throughout the investment process.

● ***What are the binding elements of the investment strategy used to select the investments to attain each of the environmental or social characteristics promoted by this financial product?***

§ The financial product shall invest directly or through internal funds in compliance with the RBC Policy by excluding companies involved in controversies due to poor practices related to human and labor rights, environment, and corruption, as well as companies operating in sensitive sectors (tobacco, coal, controversial weapons, asbestos,...), as these companies are deemed to be in violation of international norms, or to cause unacceptable harm to society and/or the environment;

More information on the RBC Policy, and in particular criteria relating to sectoral exclusions, can be found on the website of the investment manager: [Sustainability documents - BNPP AM Corporate English \(bnpparibas-am.com\)](https://www.bnpparibas-am.com) ;

§ At least 90% of the direct investments (excluding ancillary liquid assets) shall be covered by the ESG analysis based on the ESG internal proprietary methodology;

§ At least 25% of the investment universe of the direct investments, being the Bloomberg Barclays Euro Aggregate 500MM, is eliminated based on low ESG scores and/or sector exclusions as per the RBC Policy;

§ At least 90% of funds selected (i.e. UCITS, UCIs, or ETFs) shall comply with either a selectivity approach (exclusion of at least 25% of the worst ESG-rated securities of the investment universe) or a rating upgrade approach (ESG score better than the investment universe from which at least 20% of the worst ESG-rated securities have been excluded);

§ The financial product shall invest at least 35% of its assets in “sustainable investments” as defined in Article 2 (17) of the SFDR regulation. Criteria to qualify an investment as “sustainable investment” are indicated in the above question “What are the objectives of the sustainable investments that the financial product partially intends to make and does the sustainable investments contribute to such objectives” and the quantitative and qualitative thresholds are mentioned in the main part of the Prospectus.

● ***What is the committed minimum rate to reduce the scope of the investments considered prior to the application of that investment strategy?***

The financial product does not commit to a minimum rate of reduction of the scope of investments prior to the application of its investment strategy.

Good governance practices include sound management structures, employee relations, remuneration of staff and tax compliance.

● **What is the policy to assess good governance practices of the investee companies?**

When investing through direct lines or internal active funds, the investment manager relies on its internal proprietary assessment of good governance practices of the investee companies performed by the BNP Paribas Asset Management's Sustainability Centre as described below.

The ESG scoring framework assesses corporate governance through a core set of standard key performance indicators for all sectors supplemented by sector specific metrics.

The governance metrics and indicators to assess good governance practices such as sound management structures, employee relations, remuneration of staff and tax compliance include but are not limited to:

- § Separation of power (e.g. Split CEO/Chair),
- § Board diversity,
- § Executive pay (remuneration policy),
- § Board Independence, and key committees independence
- § Accountability of directors,
- § Financial expertise of the Audit Committee,

- § Respect of shareholders rights and absence of antitakeover devices
- § The presence of appropriate policies (i.e. Bribery and corruption, whistleblower),
- § Tax disclosure,
- § An assessment of prior negative incidents relating to governance.

The ESG analysis goes beyond the framework to look at a more qualitative assessment of how the insights from our ESG model are reflected in the culture and operations of investee companies. In some cases, the ESG analysts will conduct due diligence meetings to better understand the company's approach to corporate governance.

However, when investing through external funds and/or passive funds, selected by the dedicated internal team, the investment manager relies on third-party asset managers and index providers to assess good governance practices of the investee companies.



Asset allocation describes the share of investments in specific assets.

What is the asset allocation planned for this financial product?

At least 75% of the investments of the financial product will be used to meet the environmental or social characteristics promoted, in accordance with the binding elements of the investment strategy of the financial product.

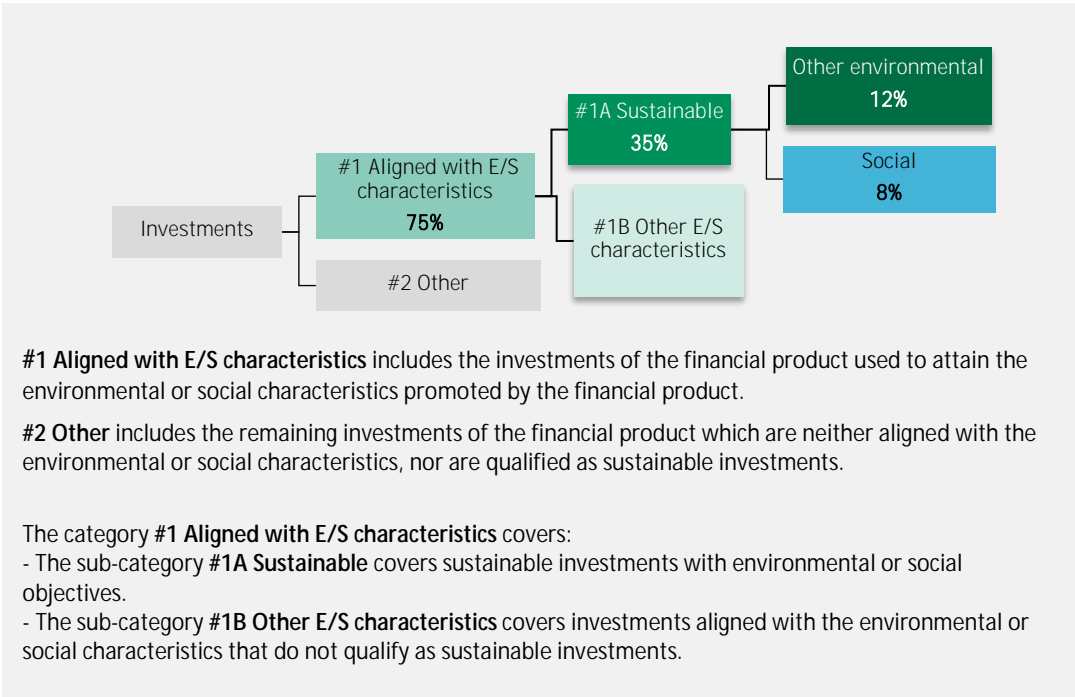
For the avoidance of doubt, such a proportion is solely a minimum commitment and the real percentage of the investments of the financial product that attained the promoted environmental or social characteristics will be available in the annual report.

The minimum proportion of sustainable investments of the financial product is 35%.

The remaining proportion of the investments is mainly used as described under the question: "What investments are included under "#2 Other", what is their purpose and are there any minimum environmental or social safeguards?"

Taxonomy-aligned activities are expressed as a share of:

- **turnover** reflecting the share of revenue from green activities of investee companies
- **capital expenditure** (CapEx) showing the green investments made by investee companies, e.g. for a transition to a green economy.
- **operational expenditure** (OpEx) reflecting green operational activities of investee companies.



How does the use of derivatives attain the environmental or social characteristics promoted by the financial product?

Financial derivative instruments may be used for efficient portfolio management, hedging and/or investment purposes, if applicable. These instruments are not used to attain the environmental or social characteristics promoted by the product.



To what minimum extent are sustainable investments with an environmental objective aligned with the EU Taxonomy?

Not applicable.

To comply with the EU Taxonomy, the criteria for **fossil gas** include limitations on emissions and switching to renewable power or low-carbon fuels by the end of 2035. For **nuclear energy**, the criteria include comprehensive safety and waste management rules.

● *Does the financial product invest in fossil gas and/or nuclear energy related activities that comply with the EU Taxonomy¹?*

Yes:

In fossil gas In nuclear energy

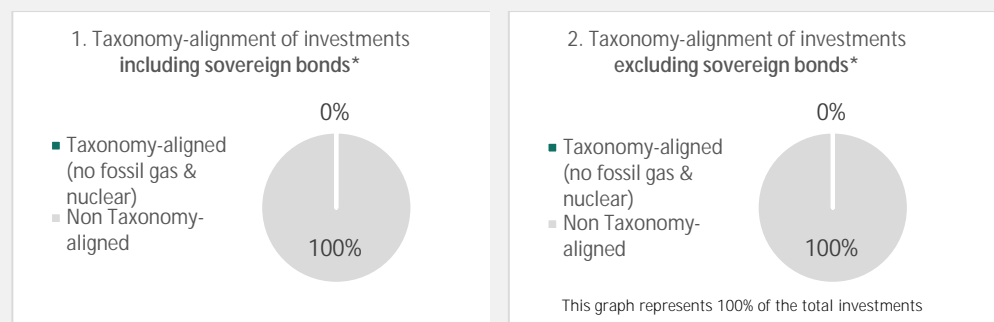
No

¹ Fossil gas and/or nuclear related activities will only comply with the EU Taxonomy where they contribute to limiting climate change (“climate change mitigation”) and do not significantly harm an EU Taxonomy objective –see explanatory note in the left hand margin. The full criteria for fossil gas and nuclear energy economic activities that comply with the EU Taxonomy are laid down in Commission Delegated Regulation (EU) 2022/1214.

Enabling activities directly enable other activities to make a substantial contribution to an environmental objective.

Transitional activities are activities for which low-carbon alternatives are not yet available and among others have greenhouse gas emission levels corresponding to the best performance.


The two graphs below show in green the minimum percentage of investments that are aligned with the EU Taxonomy. As there is no appropriate methodology to determine the Taxonomy-alignment of sovereign bonds*, the first graph shows the Taxonomy alignment in relation to all the investments of the financial product including sovereign bonds, while the second graph shows the Taxonomy alignment only in relation to the investments of the financial product other than sovereign bonds.



* For the purpose of these graphs, 'sovereign bonds' consist of all sovereign exposures

● **What is the minimum share of investments in transitional and enabling activities?**

Not applicable.

 are sustainable investments with an environmental objective that **do not take into account the criteria** for environmentally sustainable economic activities under the EU Taxonomy.



What is the minimum share of sustainable investments with an environmental objective that are not aligned with the EU Taxonomy?

The minimum share of sustainable investments with an environmental objective that are not aligned with the EU Taxonomy is 12%.

The minimum share is intentionally low as the objective of the investment manager is not to prevent the product from investing in funds exposed to taxonomy-aligned activities within the framework of the investment strategy of the product.

The Management Company is improving its Taxonomy-alignment data collection to ensure the accuracy and suitability of its Taxonomy sustainability-related disclosures. In the meantime, the financial product will invest in funds exposed to sustainable investments with an environmental objective that are not aligned with the EU Taxonomy.



What is the minimum share of socially sustainable investments?

The minimum share of socially sustainable investments within the financial product is 8%.



What investments are included under "#2 Other", what is their purpose and are there any minimum environmental or social safeguards?

The remaining proportion of the investments may include :

- For direct lines or internal funds, the proportion of assets that are not used to meet the environmental or social characteristics promoted by the financial product. These assets are used for investment purposes, or

- For external funds, the proportion of assets that do not attain the minimum standard to meet environmental or social characteristics promoted by the underlying fund, according to third-party asset managers and index providers reporting, or
- instruments which are mainly used for liquidity, efficient portfolio management, and/or hedging purposes, notably cash, deposits and derivatives.

In any case, the investment manager will ensure that those investments are made while maintaining the improvement of the ESG profile of the financial product. In addition, those investments are made in compliance with our internal processes, including the following minimum environmental or social safeguards:

- the risk management policy. The risk management policy comprises procedures as are necessary to enable the management company to assess for each financial product it manages the exposure of that product to market, liquidity, sustainability and counterparty risks. And
- the RBC policy, where applicable, through the exclusion of companies involved in controversies due to poor practices related to human and labour rights, environment, and corruption, as well as companies operating in sensitive sectors (tobacco, coal, controversial weapons, asbestos,...), as these companies are deemed to be in violation of international norms, or to cause unacceptable harm to society and/or the environment.



Is a specific index designated as a reference benchmark to determine whether this financial product is aligned with the environmental and/or social characteristics that it promotes?

No reference benchmark has been designated for the purpose of attaining the environmental or social characteristics promoted by the financial product.

- *How is the reference benchmark continuously aligned with each of the environmental or social characteristics promoted by the financial product?*

Not applicable

- *How is the alignment of the investment strategy with the methodology of the index ensured on a continuous basis?*

Not applicable

- *How does the designated index differ from a relevant broad market index?*

Not applicable

- *Where can the methodology used for the calculation of the designated index be found?*

Not applicable

Reference benchmarks are indexes to measure whether the financial product attains the environmental or social characteristics that they promote.



Where can I find more product specific information online?

More product-specific information can be found on the website: www.bnpparibas-am.com after choosing the relevant country and directly in the section "Sustainability-related disclosures" dedicated to the product.

Template pre-contractual disclosure for the financial products referred to in Article 8, paragraphs 1, 2 and 2a, of Regulation (EU) 2019/2088 and Article 6, first paragraph, of Regulation (EU) 2020/852

Sustainable investment means an investment in an economic activity that contributes to an environmental or social objective, provided that the investment does not significantly harm any environmental or social objective and that the investee companies follow good governance practices.

The **EU Taxonomy** is a classification system laid down in Regulation (EU) 2020/852, establishing a list of **environmentally sustainable economic activities**. That Regulation does not lay down a list of socially sustainable economic activities. Sustainable investments with an environmental objective might be aligned with the Taxonomy or not.

Product name : **BNP PARIBAS FUNDS SUSTAINABLE US MULTI-FACTOR CORPORATE BOND**

Legal Entity Identifier : 213800WPHI8FX82F898

Environmental and/or social characteristics

Does this financial product have a sustainable investment objective?	
<input checked="" type="radio"/> <input type="radio"/> Yes	<input checked="" type="radio"/> <input type="radio"/> No
<input type="checkbox"/> It will make a minimum of sustainable investments with an environmental objective: ____%	<input checked="" type="checkbox"/> It promotes Environmental/Social (E/S) characteristics and while it does not have as its objective a sustainable investment, it will have a minimum proportion of 35% of sustainable investments
<input type="checkbox"/> in economic activities that qualify as environmentally sustainable under the EU Taxonomy	<input type="checkbox"/> with an environmental objective in economic activities that qualify as environmentally sustainable under the EU Taxonomy
<input type="checkbox"/> in economic activities that do not qualify as environmentally sustainable under the EU Taxonomy	<input checked="" type="checkbox"/> with an environmental objective in economic activities that do not qualify as environmentally sustainable under the EU Taxonomy
<input type="checkbox"/> It will make a minimum of sustainable investments with a social objective: ____%	<input checked="" type="checkbox"/> with a social objective
	<input type="checkbox"/> It promotes E/S characteristics, but will not make any sustainable investments



What environmental and/or social characteristics are promoted by this financial product?

The financial product promotes environmental and social characteristics by assessing underlying investments against Environmental, Social and Governance (ESG) criteria using an internal ESG proprietary methodology, and by investing in issuers that demonstrate superior or improving environmental and social practices, while implementing robust corporate governance practices within their sector of activity.

The financial product aims to improve its ESG profile and reduce its environmental footprint, as measured by greenhouse gas emissions, compared to its investment universe.

The ESG performance of an issuer is evaluated against a combination of environmental, social and governance factors which include but not limited to:

- Environmental: energy efficiency, reduction of emissions of greenhouse gases (GHG), treatment of waste
- Social: respect of human rights and workers' rights, human resources management (workers' health and safety, diversity)
- Governance: Board of Directors independence, managers' remuneration, respect of minority shareholders rights

The exclusion criteria are applied with regard to issuers that are in violation of international norms and convention, or operate in sensitive sectors as defined by the Responsible Business Conduct Policy (RBC Policy).

Furthermore, the investment manager promotes better environmental and social outcomes through engagement with issuers and the exercise of voting rights according to the Stewardship policy, where applicable.

No reference benchmark has been designated for the purpose of attaining the environmental or social characteristics promoted by the financial product.

Sustainability indicators measure how the environmental or social characteristics promoted by the financial product are attained.

● **What sustainability indicators are used to measure the attainment of each of the environmental or social characteristics promoted by this financial product?**

The following sustainability indicators are used to measure the attainment of the environmental and social characteristics promoted by the financial product:

- The percentage of the portfolio compliant with the RBC Policy
- The percentage of the portfolio covered by the ESG analysis based on the ESG internal proprietary methodology
- The weighted average ESG score of the portfolio compared to the weighted average ESG score of its investment universe, as defined in the Prospectus
- The average carbon footprint of the portfolio compared to the average carbon footprint of its investment universe
- The percentage of the financial product's portfolio invested in 'sustainable investments' as defined in Article 2 (17) of the SFDR regulation

● **What are the objectives of the sustainable investments that the financial product partially intends to make and how does the sustainable investment contribute to such objectives?**

The objectives of the sustainable investments made by the financial product are to finance companies that contribute to environmental and/or social objectives through their products and services, as well as their sustainable practices.

The internal methodology, as defined in the main part of the Prospectus, integrates several criteria into its definition of sustainable investments that are considered to be core components to qualify a company as sustainable. These criteria are complementary to each other. In practice, a company must meet at least one of the criteria described below in order to be considered as contributing to an environmental or social objective:

1. A company with an economic activity aligned with the EU Taxonomy objectives. A company can be qualified as sustainable investment in case it has more than 20% of its revenues aligned with the EU Taxonomy. A company qualifying as sustainable investment through this criteria can for example contribute to the following environmental objectives: sustainable forestry, environmental restoration, sustainable manufacturing, renewable energy, water supply, sewerage, waste management and remediation, sustainable transportation, sustainable buildings, sustainable information and technology, scientific research for sustainable development;
2. A company with an economic activity contributing to one or more United Nations Sustainable Development goals (UN SDG) targets. A company can be qualified as sustainable investment in case it has more than 20% of its revenues aligned with the SDGs and less than 20% of its revenues misaligned with the UN SDGs. A company qualifying as sustainable investment through this criteria can for example contribute to the following objectives:

a. Environmental: sustainable agriculture, sustainable management of water and sanitation, sustainable and modern energy, sustainable economic growth, sustainable infrastructure, sustainable cities, sustainable consumption and production patterns, fight against climate change, conservation and sustainable use of oceans, seas and marine resources, protection, restoration and sustainable use of terrestrial ecosystems, sustainable management of forests, fight against desertification, land degradation and biodiversity loss;

b. Social: no poverty, zero hunger, food security, healthy lives and well-being at all ages, inclusive and equitable quality education and lifelong learning opportunities, gender equality, women and girls empowerment, availability of water and sanitation, access to affordable, reliable and modern energy, inclusive and sustainable economic growth, full and productive employment and decent work, resilient infrastructure, inclusive and sustainable industrialization, reduced inequality, inclusive, safe and resilient cities and human settlements, peaceful and inclusive societies, access to justice and effective, accountable and inclusive institutions, global partnership for sustainable development.

3. A company operating in a high GHG emission sector that is transitioning its business model to align with the objective of maintaining the global temperature rise below 1.5°C. A company qualifying as sustainable investment through this criteria can for example contribute to the following environmental objectives: GHG emissions reduction, fight against climate change;

4. A company with best-in-class environmental or social practices compared to its peers within the relevant sector and geographical region. The E or S best performer assessment is based on the BNPP AM ESG scoring methodology. The methodology scores companies and assesses them against a peer group comprising companies in comparable sectors and geographical regions. A company with a contribution score above 10 on the Environmental or Social pillar qualifies as best performer. A company qualifying as sustainable investment through this criteria can for example contribute to the following objectives:

a. Environmental: fight against climate change, environmental risk management, sustainable management of natural resources, waste management, water management, GHG emissions reduction, renewable energy, sustainable agriculture, green infrastructure;

b. Social: health and safety, human capital management, good external stakeholder management (supply chain, contractors, data), business ethics preparedness, good corporate governance.

Green bonds, social bonds and sustainability bonds issued to support specific environmental and/or social projects are also qualified as sustainable investments provided that these debt securities receive an investment recommendation 'POSITIVE' or 'NEUTRAL' from the Sustainability Center following the issuer and underlying project assessment based on a proprietary Green/Social/Sustainability Bond Assessment methodology.

Companies identified as a sustainable investment should not significantly harm any other environmental or social objectives (the Do No Significant Harm 'DNSH' principle) and should follow good governance practices. BNP Paribas Asset Management (BNPP AM) uses its proprietary methodology to assess all companies against these requirements.

More information on the internal methodology can be found on the website of the investment manager: <https://docfinder.bnpparibas-am.com/api/files/14787511-CB33-49FC-B9B5-7E934948BE63>

● **How do the sustainable investments that the financial product partially intends to make, not cause significant harm to any environmental or social sustainable investment objective?**

Sustainable investments that the product partially intends to make should not significantly harm any environmental or social objective (DNSH Principle). In this respect, the investment manager commits to consider principal adverse impacts on sustainability factors by taking into account indicators for adverse impacts as defined in SFDR, and to not invest in companies that do not meet their fundamental obligations in line with the OECD Guidelines and the UN Guiding Principles on Business and Human Rights.

Principal adverse impacts are the most significant negative impacts of investment decisions on sustainability factors relating to environmental, social and employee matters, respect for human rights, anti-corruption and anti-bribery

How have the indicators for adverse impacts on sustainability factors been taken into account?

The investment manager ensures that throughout its investment process, the financial product takes into all the account principal all the adverse impact indicators that are relevant to its investment strategy to select the sustainable investments that the financial product partially intends to make by systematically implementing the sustainable investment pillars defined in the BNP Paribas Asset Management Global Sustainability Strategy (GSS) into its investment process : RBC policy, ESG integration guidelines, Stewardship, the forward-looking vision the '3Es' (Energy transition, Environmental sustainability, Equality & Inclusive Growth).

The RBC policy establishes a common framework across investments and economic activities that help identify industries and behaviours presenting a high risk of adverse impacts in violation of international norms. As part of the RBC Policy, sector policies provide a tailored approach to identify and prioritize principal adverse impacts based on the nature of the economic activity, and in many cases, the geography in which these economic activities take place.

The ESG Integration Guidelines includes a series of commitments, which are material to consideration of principal adverse sustainability impacts, and guides the internal ESG integration process. The proprietary ESG scoring framework includes an assessment of a number of adverse sustainability impacts caused by companies in which we invest. Outcome of this assessment may impact the valuation models as well as the portfolio construction depending on the severity and materiality of adverse impacts identified.

Thus, the Investment Manager considers principal adverse sustainability impacts throughout the investment process through the use of the internal ESG scores and construction of the portfolio with an improved ESG profile compared to its investment universe.

The Forward-looking perspective defines a set of objectives and developed performance indicators to measure how the researches, portfolios and commitments are aligned on three issues, the '3Es' (Energy transition, Environmental sustainability, Equality & inclusive growth) and thus support investment processes.

Furthermore, the Stewardship team regularly identifies adverse impacts through ongoing research, collaboration with other long-term investors, and dialogue with NGOs and other experts.

As regards the sustainable investments that the financial product intends to make, the following principal adverse sustainability impacts are taken into account:

Corporate mandatory indicators:

1. GreenHouse Gas (GHG) Emissions
2. Carbon footprint
3. GHG intensity of investee companies
4. Exposure to companies active in the fossil fuel sector
5. Share of non-renewable energy consumption and production
6. Energy consumption intensity per high impact climate sector
7. Activities negatively affecting biodiversity sensitive areas
8. Emissions to water
9. Hazardous waste ratio
10. Violations of UN Global Compact principles and Organisation for Economic Cooperation and Development (OECD) Guidelines for Multinational Enterprises
11. Lack of processes and compliance mechanisms to monitor compliance with UN Global Compact principles and OECD Guidelines for Multinational Enterprises
12. Unadjusted gender pay gap
13. Board gender diversity
14. Exposure to controversial weapons (anti-personnel mines, cluster munitions, chemical weapons and biological weapons)

Corporate voluntary indicators:

Environment



4. Investments in companies without carbon emission reduction initiatives

Social

4. Lack of a supplier code of conduct

9. Lack of a human rights policy

Sovereign mandatory indicator:

15. GHG intensity

16. Investee countries subject to social violations

More detailed information on the manner in which principal adverse impacts on sustainability factors are considered can be found in the BNP PARIBAS ASSET MANAGEMENT SFDR disclosure statement:

<https://docfinder.bnpparibas-am.com/api/files/874ADAE2-3EE7-4AD4-B0ED-84FC06E090BF>

In addition, information on how the principal adverse impacts on sustainability factors have been considered over the year will be available in the annual report of the financial product.

How are the sustainable investments aligned with the OECD Guidelines for Multinational Enterprises and the UN Guiding Principles on Business and Human Rights?

The investment universe of the financial product is periodically screened with a view to identify issuers that are potentially in violation or at risk of violation of the UN Global Compact Principles, OECD Guidelines for Multinational Enterprises and UN Guiding Principles on Business & Human Rights, including the principles and rights set out in the eight fundamental conventions identified in the Declaration of the International Labour Organisation on Fundamental Principles and Rights at Work and the International Bill of Human Rights. This assessment is conducted within the BNPP AM Sustainability Centre on the basis of internal analysis and information provided by external experts, and in consultation with BNP Paribas Group CSR Team. If an issuer is found to be in serious and repeated violations of any of the principles, it will be placed on an 'exclusion list' and will not be available for investment. Existing investments should be divested from the portfolio according to an internal procedure. If an issuer is at risk of violating any of the principles, it is placed on a 'watch list' monitored, as appropriate.

The EU Taxonomy sets out a 'do not significant harm' principle by which Taxonomy-aligned investments should not significantly harm EU Taxonomy objectives and is accompanied by specific EU criteria.

The 'do no significant harm' principle applies only to those investments underlying the financial product that take into account the EU criteria for environmentally sustainable economic activities. The investments underlying the remaining portion of this financial product do not take into account the EU criteria for environmentally sustainable economic activities.

Any other sustainable investments must also not significantly harm any environmental or social objectives.



Does this financial product consider principal adverse impacts on sustainability factors?

Yes

The product considers principal adverse impacts on sustainability factors by systematically implementing the sustainable investment pillars defined in the GSS into its investment process. These pillars are covered by firm-wide policies that set criteria to identify, consider and prioritise as well as address or mitigate adverse sustainability impacts caused by issuers.

The RBC policy establishes a common framework across investments and economic activities that help identify industries and behaviours presenting a high risk of adverse impacts in violation of international norms. As part of the RBC Policy, sector policies provide a tailored approach to identify and prioritize principal adverse impacts based on the nature of the economic activity, and in many cases, the geography in which these economic activities take place.

The ESG Integration Guidelines includes a series of commitments, which are material to consideration of principal adverse sustainability impacts, and guides the internal ESG integration process. The proprietary ESG scoring framework includes an assessment of a number of adverse sustainability impacts caused by companies in which we invest. Outcome of this assessment may impact the valuation models as well as the portfolio construction depending on the severity and materiality of adverse impacts identified.

Thus, the Investment Manager considers principal adverse sustainability impacts throughout the investment process through the use of the internal ESG scores and construction of the portfolio with an improved ESG profile compared to its investment universe.

The Forward-looking perspective defines a set of objectives and developed performance indicators to measure how the researches, portfolios and commitments are aligned on three issues, the '3Es' (Energy transition, Environmental sustainability, Equality & inclusive growth) and thus support investment processes.

Furthermore, the Stewardship team regularly identifies adverse impacts through ongoing research, collaboration with other long-term investors, and dialogue with NGOs and other experts.

Actions to address or mitigate principal adverse sustainability impacts depend on the severity and materiality of these impacts. These actions are guided by the RBC Policy, ESG Integration Guidelines, and Engagement and Voting Policy which include the following provisions :

- Exclusion of issuers that are in violation of international norms and conventions and issuers that are involved in activities presenting an unacceptable risk to society and/or the environment
- Engagement with issuers with the aim of encouraging them to improve their environmental, social and governance practices and, thus, mitigate potential adverse impacts
- In case of equity holdings, voting at Annual General Meetings of companies the portfolio is invested in to promote good governance and advance environmental and social issues
- Ensuring all securities included in the portfolio have supportive ESG research
- Managing portfolios so that their aggregate ESG score is better than the relevant benchmark or universe

Based on the above approach, and depending on the composition of the financial product's portfolio (i.e. the type of issuer), the financial product considers and addresses or mitigates the following principal adverse sustainability impacts:

Corporate mandatory indicators:

1. GreenHouse Gas (GHG) Emissions
2. Carbon footprint
3. GHG intensity of investee companies
4. Exposure to companies active in the fossil fuel sector
5. Share of non-renewable energy consumption and production
6. Energy consumption intensity per high impact climate sector



7. Activities negatively affecting biodiversity sensitive areas
8. Emissions to water
9. Hazardous waste ratio
10. Violations of UN Global Compact principles and Organisation for Economic Cooperation and Development (OECD) Guidelines for Multinational Enterprises
11. Lack of processes and compliance mechanisms to monitor compliance with UN Global Compact principles and OECD Guidelines for Multinational Enterprises
12. Unadjusted gender pay gap
13. Board gender diversity
14. Exposure to controversial weapons (anti-personnel mines, cluster munitions, chemical weapons and biological weapons)

Corporate voluntary indicators:

Environment

4. Investments in companies without carbon emission reduction initiatives

Social

4. Lack of a supplier code of conduct
9. Lack of a human rights policy

Sovereign mandatory indicator:

15. GHG intensity
16. Investee countries subject to social violations

More detailed information on the manner in which principal adverse impacts on sustainability factors are considered can be found in the BNP PARIBAS ASSET MANAGEMENT SFDR disclosure statement: <https://docfinder.bnpparibas-am.com/api/files/874ADAE2-3EE7-4AD4-BOED-84FC06E090BF>
In addition, information on how the principal adverse impacts on sustainability factors have been considered over the year will be available in the annual report of the financial product.

No



What investment strategy does this financial product follow?

The investment strategy guides investment decisions based on factors such as investment objectives and risk tolerance.

To achieve the investment objective of the financial product, the investment manager takes into account at each step of its investment process the Environmental, Social and Governance (ESG) criteria that the financial product promotes.

The investment universe of the financial product is thoroughly screened with a view to identify issuers that are in violation of the UN Global Compact Principles, OECD Guidelines for Multinational Enterprises and UN Guiding Principles on Business & Human Rights. Issuers failing to meet their fundamental obligations in the areas of human and labour rights, environment and corruption are excluded from the investment universe. The in-house sector policies relating to companies operating in sensitive areas (controversial weapons, asbestos, mining, palm oil, etc.) are implemented in order to identify and exclude companies with the worst practices.

Then the Investment Manager integrates ESG ratings and criteria into the assessment of issuers. ESG ratings are built by BNP Paribas Asset Management's Sustainability Centre using a proprietary ESG methodology.

The investment manager constantly integrates the binding elements of the investment strategy described in the question below to construct an investment portfolio with a significantly improved ESG profile compared to its investment universe.

In addition, the Investment Manager relies on the internal sustainable investment methodology, as defined in the answer to the question What are the objectives of the sustainable investments that the financial product partially intends to make and how does the sustainable investments contribute to such objectives, to determine issuers that contribute to environmental and/or social objectives.

An extra-financial strategy may comprise methodological limitations such as the ESG Investment Risk as defined by the investment manager.

The elements of the investment strategy to attain the environmental or social characteristics promoted by this financial product as described below are systematically integrated throughout the investment process.



● **What are the binding elements of the investment strategy used to select the investments to attain each of the environmental or social characteristics promoted by this financial product?**

- The financial product shall comply with the RBC Policy by excluding companies involved in controversies due to poor practices related to human and labor rights, environment, and corruption, as well as companies operating in sensitive sectors (tobacco, coal, controversial weapons, asbestos,...), as these companies are deemed to be in violation of international norms, or to cause unacceptable harm to society and/or the environment

More information on the RBC Policy, and in particular criteria relating to sectoral exclusions, can be found on the website of the investment manager: Sustainability documents - BNPP AM Corporate English (<https://www.bnpparibas-am.com/sustainability-documents/>)

- The financial product shall have at least 90% of its assets (excluding ancillary liquid assets) covered by the ESG analysis based on the proprietary ESG methodology

- The financial product shall have the weighted average ESG score of its portfolio higher than the weighted average ESG score of its investment universe after eliminating at least 20% of securities with the lowest ESG Score, as defined in the Prospectus

- The financial product shall have the weighted average carbon footprint of its portfolio at least 50% lower than the weighted average carbon footprint of its investment universe

- The financial product shall invest at least 35% of its assets in 'sustainable investments' as defined in Article 2 (17) of the SFDR regulation. Criteria to qualify an investment as 'sustainable investment' are indicated in the above question 'What are the objectives of the sustainable investments that the financial product partially intends to make and does the sustainable investments contribute to such objectives' and the quantitative and qualitative thresholds are mentioned in the main part of the Prospectus

● **What is the committed minimum rate to reduce the scope of the investments considered prior to the application of that investment strategy?**

The financial product does not commit to a reduction of the scope of investments prior to the application of its investment strategy.

● **What is the policy to assess good governance practices of the investee companies?**

The ESG scoring framework assesses corporate governance through a core set of standard key performance indicators for all sectors supplemented by sector specific metrics. The governance metrics and indicators to assess good governance practices such as sound management structures, employee relations, remuneration of staff and tax compliance include but are not limited to:

- Separation of power (e.g. Split CEO/Chair)
- Board diversity
- Executive pay (remuneration policy)
- Board Independence, and key committees independence
- Accountability of directors
- Financial expertise of the Audit Committee
- Respect of shareholders rights and absence of antitakeover devices
- The presence of appropriate policies (i.e. Bribery and corruption, whistleblower)
- Tax disclosure
- An assessment of prior negative incidents relating to governance

The ESG analysis goes beyond the framework to look at a more qualitative assessment of how the insights from our ESG model are reflected in the culture and operations of investee companies. In some cases, the ESG analysts will conduct due diligence meetings to better understand the company's approach to corporate governance.

Good governance practices include sound management structures, employee relations, remuneration of staff and tax compliance.



What is the asset allocation planned for this financial product?

At least 80% of the investments of the financial product will be used to meet the environmental or social

characteristics promoted, in accordance with the binding elements of the investment strategy of the financial product.

For the avoidance of doubt, such a proportion is solely a minimum and the exact percentage of the investments of the financial product that attained the promoted environmental or social characteristics will be available in the annual report.

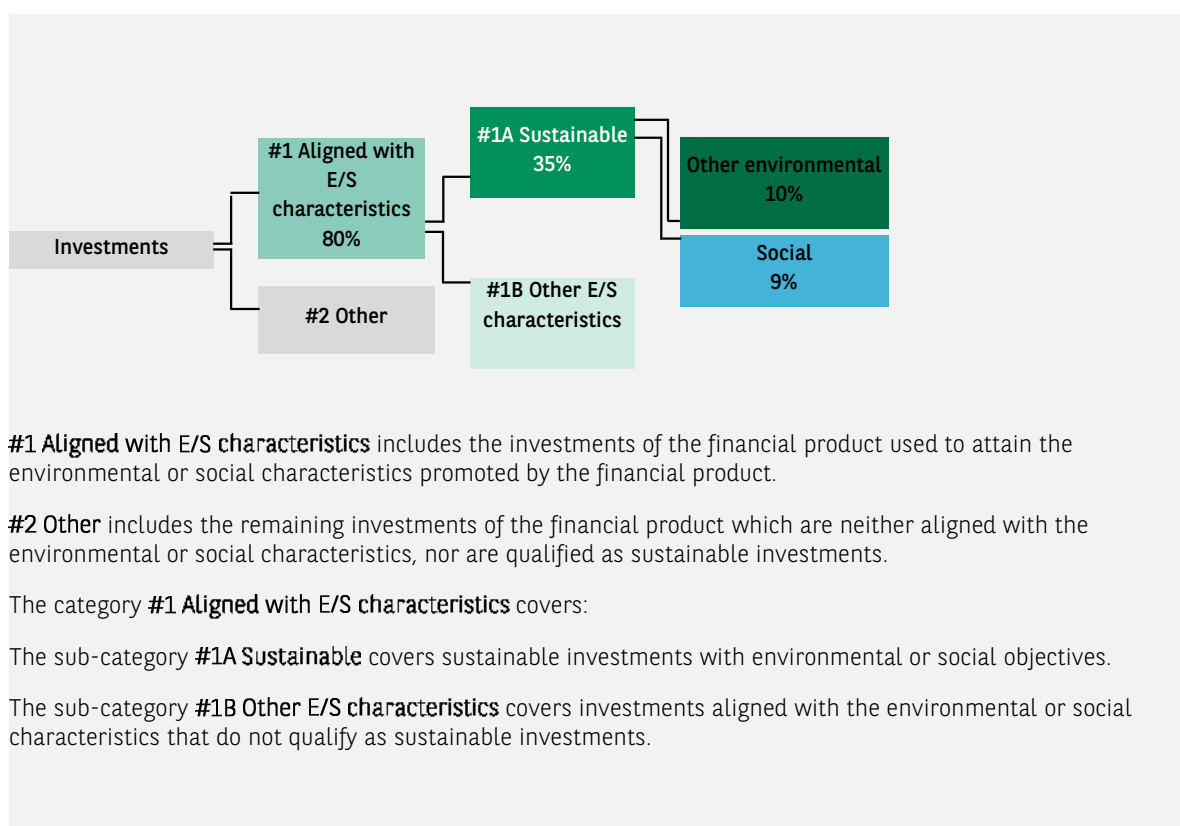
The minimum proportion of sustainable investments of the financial product is 35%.

The remaining proportion of the investments is mainly used as described under the question: "What investments are included under "#2 Other", what is their purpose and are there any minimum environmental or social safeguards?"

Asset allocation describes the share of investments in specific assets.

Taxonomy-aligned activities are expressed as a share of:

- **turnover** reflecting the share of revenue from green activities of investee companies.
- **capital expenditure** (CapEx) showing the green investments made by investee companies, e.g. for a transition to a green economy.
- **operational expenditure** (OpEx) reflecting green operational activities of investee companies.



#1 Aligned with E/S characteristics includes the investments of the financial product used to attain the environmental or social characteristics promoted by the financial product.

#2 Other includes the remaining investments of the financial product which are neither aligned with the environmental or social characteristics, nor are qualified as sustainable investments.

The category **#1 Aligned with E/S characteristics** covers:

The sub-category **#1A Sustainable** covers sustainable investments with environmental or social objectives.

The sub-category **#1B Other E/S characteristics** covers investments aligned with the environmental or social characteristics that do not qualify as sustainable investments.

● **How does the use of derivatives attain the environmental or social characteristics promoted by the financial product?**

Financial derivative instruments may be used for efficient portfolio management, hedging and/or investment purposes, if applicable. These instruments are not used to attain the environmental or social characteristics promoted by the product.



To what minimum extent are sustainable investments with an environmental objective aligned with the EU Taxonomy?

Not applicable

To comply with the EU Taxonomy, the criteria for **fossil gas** include limitations on emissions and switching to renewable power or low-carbon fuels by the end of 2035. For **nuclear energy**, the criteria include comprehensive safety and waste management rules.

● Does the financial product invest in fossil gas and/or nuclear energy related activities that comply with the EU Taxonomy¹?

Yes

In fossil gas In Nuclear Energy

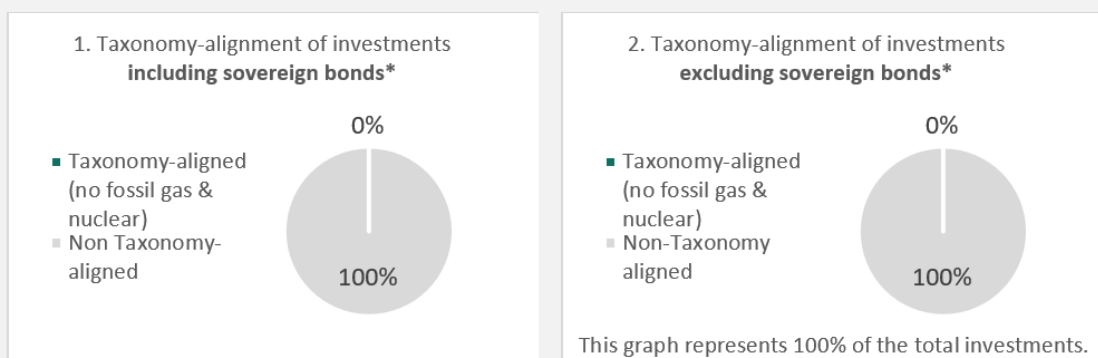
No

1 -Fossil gas and/or nuclear related activities will only comply with the EU Taxonomy where they contribute to limiting climate change ("climate change mitigation") and do not significantly harm any EU Taxonomy objective - see explanatory note in the left hand margin. The full criteria for fossil gas and nuclear energy economic activities that comply with the EU Taxonomy are laid down in Commission Delegated Regulation (EU) 2022/1214.

Enabling activities directly enable other activities to make a substantial contribution to an environmental objective.

Transitional activities are activities for which low-carbon alternatives are not yet available and among others have greenhouse gas emission levels corresponding to the best performance.

The two graphs below show in green the minimum percentage of investments that are aligned with the EU Taxonomy. As there is no appropriate methodology to determine the Taxonomy-alignment of sovereign bonds*, the first graph shows the Taxonomy-alignment in relation to all the investments of the financial product including sovereign bonds, while the second graph shows the Taxonomy-alignment only in relation to the investments of the financial product other than sovereign bonds.



* For the purpose of these graphs, 'sovereign bonds' consist of all sovereign exposures

● What is the minimum share of investments in transitional and enabling activities?

Not applicable

are sustainable investments with an environmental objective that **do not take into account the criteria** for environmentally sustainable economic activities under the EU Taxonomy.

● What is the minimum share of sustainable investments with an environmental objective that are not aligned with the EU Taxonomy?

The minimum share of sustainable investments with an environmental objective that are not aligned with the EU Taxonomy is 10%.

The minimum share is intentionally low as the objective of the investment manager is not to prevent the product from investing in taxonomy-aligned activities within the framework of the investment strategy of the product.

The Management Company is improving its Taxonomy-alignment data collection to ensure the accuracy and suitability of its Taxonomy sustainability-related disclosures. In the meantime, the financial product will invest in sustainable investments with an environmental objective that are not aligned with the EU Taxonomy.



What is the minimum share of socially sustainable investments?

The minimum share of socially sustainable investments within the financial product is 9%.



What investments are included under '#2 Other', what is their purpose and are there any minimum environmental or social safeguards?

The remaining proportion of the investments may include :

- The proportion of assets that are not used to meet the environmental or social characteristics promoted by the financial product. These assets are used for investment purposes, or
- Instruments which are mainly used for liquidity, efficient portfolio management, and/or hedging purposes, notably cash, deposits and derivatives

In any case, the investment manager will ensure that those investments are made while maintaining the improvement of the ESG profile of the financial product. In addition, those investments are made in compliance with our internal processes, including the following minimum environmental or social safeguards:

- The risk management policy. The risk management policy comprises procedures as are necessary to enable the management company to assess for each financial product it manages the exposure of that product to market, liquidity, sustainability and counterparty risks. And
- The RBC policy, where applicable, through the exclusion of companies involved in controversies due to poor practices related to human and labour rights, environment, and corruption, as well as companies operating in sensitive sectors (tobacco, coal, controversial weapons, asbestos,...), as these companies are deemed to be in violation of international norms, or to cause unacceptable harm to society and/or the environment



Is a specific index designated as a reference benchmark to determine whether this financial product is aligned with the environmental and/or social characteristics that it promotes?

No reference benchmark has been designated for the purpose of attaining the environmental or social characteristics promoted by the financial product.

- **How is the reference benchmark continuously aligned with each of the environmental or social characteristics promoted by the financial product?**

Not applicable

- **How is the alignment of the investment strategy with the methodology of the index ensured on a continuous basis?**

Not applicable

- **How does the designated index differ from a relevant broad market index?**

Not applicable

- **Where can the methodology used for the calculation of the designated index be found?**

Not applicable

Reference benchmarks are indexes to measure whether the financial product attains the environmental or social characteristics that they promote.



Where can I find more product specific information online?

More product-specific information can be found on the website: <https://www.bnpparibas-am.com/> after choosing the relevant country and directly in the section 'Sustainability-related disclosures' dedicated to the product.



Template pre-contractual disclosure for the financial products referred to in Article 8, paragraphs 1, 2 and 2a, of Regulation (EU) 2019/2088 and Article 6, first paragraph, of Regulation (EU) 2020/852

Sustainable investment means an investment in an economic activity that contributes to an environmental or social objective, provided that the investment does not significantly harm any environmental or social objective and that the investee companies follow good governance practices.

The **EU Taxonomy** is a classification system laid down in Regulation (EU) 2020/852, establishing a list of **environmentally sustainable economic activities**. That Regulation does not lay down a list of socially sustainable economic activities. Sustainable investments with an environmental objective might be aligned with the Taxonomy or not.

Product name : **BNP PARIBAS FUNDS SUSTAINABLE US MULTI-FACTOR EQUITY**

Legal Entity Identifier : 213800R4HBLFN2D54E31

Environmental and/or social characteristics

Does this financial product have a sustainable investment objective?	
<input checked="" type="radio"/> <input type="radio"/> Yes	<input checked="" type="radio"/> <input type="radio"/> No
<input type="checkbox"/> It will make a minimum of sustainable investments with an environmental objective: ____%	<input checked="" type="checkbox"/> It promotes Environmental/Social (E/S) characteristics and while it does not have as its objective a sustainable investment, it will have a minimum proportion of 37% of sustainable investments
<input type="checkbox"/> in economic activities that qualify as environmentally sustainable under the EU Taxonomy	<input type="checkbox"/> with an environmental objective in economic activities that qualify as environmentally sustainable under the EU Taxonomy
<input type="checkbox"/> in economic activities that do not qualify as environmentally sustainable under the EU Taxonomy	<input checked="" type="checkbox"/> with an environmental objective in economic activities that do not qualify as environmentally sustainable under the EU Taxonomy
<input type="checkbox"/> It will make a minimum of sustainable investments with a social objective: ____%	<input checked="" type="checkbox"/> with a social objective
	<input type="checkbox"/> It promotes E/S characteristics, but will not make any sustainable investments



What environmental and/or social characteristics are promoted by this financial product?

The financial product promotes environmental and social characteristics by assessing underlying investments against Environmental, Social and Governance (ESG) criteria using an internal ESG proprietary methodology, and by investing in issuers that demonstrate superior or improving environmental and social practices, while implementing robust corporate governance practices within their sector of activity.

The financial product aims to improve its ESG profile and reduce its environmental footprint, as measured by greenhouse gas emissions, compared to its investment universe.

The ESG performance of an issuer is evaluated against a combination of environmental, social and governance factors which include but not limited to:

- Environmental: energy efficiency, reduction of emissions of greenhouse gases (GHG), treatment of waste
- Social: respect of human rights and workers' rights, human resources management (workers' health and safety, diversity)
- Governance: Board of Directors independence, managers' remuneration, respect of minority shareholders rights

The exclusion criteria are applied with regard to issuers that are in violation of international norms and convention, or operate in sensitive sectors as defined by the Responsible Business Conduct Policy (RBC Policy).

Furthermore, the investment manager promotes better environmental and social outcomes through engagement with issuers and the exercise of voting rights according to the Stewardship policy, where applicable.

No reference benchmark has been designated for the purpose of attaining the environmental or social characteristics promoted by the financial product.

Sustainability indicators measure how the environmental or social characteristics promoted by the financial product are attained.

● **What sustainability indicators are used to measure the attainment of each of the environmental or social characteristics promoted by this financial product?**

The following sustainability indicators are used to measure the attainment of the environmental and social characteristics promoted by the financial product:

- The percentage of the portfolio compliant with the RBC Policy
- The percentage of the portfolio covered by the ESG analysis based on the ESG internal proprietary methodology
- The weighted average ESG score of the portfolio compared to the weighted average ESG score of its investment universe, as defined in the Prospectus
- The average carbon footprint of the portfolio compared to the average carbon footprint of its investment universe
- The percentage of the financial product's portfolio invested in 'sustainable investments' as defined in Article 2 (17) of the SFDR regulation

● **What are the objectives of the sustainable investments that the financial product partially intends to make and how does the sustainable investment contribute to such objectives?**

The objectives of the sustainable investments made by the financial product are to finance companies that contribute to environmental and/or social objectives through their products and services, as well as their sustainable practices.

The internal methodology, as defined in the main part of the Prospectus, integrates several criteria into its definition of sustainable investments that are considered to be core components to qualify a company as sustainable. These criteria are complementary to each other. In practice, a company must meet at least one of the criteria described below in order to be considered as contributing to an environmental or social objective:

1. A company with an economic activity aligned with the EU Taxonomy objectives. A company can be qualified as sustainable investment in case it has more than 20% of its revenues aligned with the EU Taxonomy. A company qualifying as sustainable investment through this criteria can for example contribute to the following environmental objectives: sustainable forestry, environmental restoration, sustainable manufacturing, renewable energy, water supply, sewerage, waste management and remediation, sustainable transportation, sustainable buildings, sustainable information and technology, scientific research for sustainable development;
2. A company with an economic activity contributing to one or more United Nations Sustainable Development goals (UN SDG) targets. A company can be qualified as sustainable investment in case it has more than 20% of its revenues aligned with the SDGs and less than 20% of its revenues misaligned with the UN SDGs. A company qualifying as sustainable investment through this criteria can for example contribute to the following objectives:

a. Environmental: sustainable agriculture, sustainable management of water and sanitation, sustainable and modern energy, sustainable economic growth, sustainable infrastructure, sustainable cities, sustainable consumption and production patterns, fight against climate change, conservation and sustainable use of oceans, seas and marine resources, protection, restoration and sustainable use of terrestrial ecosystems, sustainable management of forests, fight against desertification, land degradation and biodiversity loss;

b. Social: no poverty, zero hunger, food security, healthy lives and well-being at all ages, inclusive and equitable quality education and lifelong learning opportunities, gender equality, women and girls empowerment, availability of water and sanitation, access to affordable, reliable and modern energy, inclusive and sustainable economic growth, full and productive employment and decent work, resilient infrastructure, inclusive and sustainable industrialization, reduced inequality, inclusive, safe and resilient cities and human settlements, peaceful and inclusive societies, access to justice and effective, accountable and inclusive institutions, global partnership for sustainable development.

3. A company operating in a high GHG emission sector that is transitioning its business model to align with the objective of maintaining the global temperature rise below 1.5°C. A company qualifying as sustainable investment through this criteria can for example contribute to the following environmental objectives: GHG emissions reduction, fight against climate change;

4. A company with best-in-class environmental or social practices compared to its peers within the relevant sector and geographical region. The E or S best performer assessment is based on the BNPP AM ESG scoring methodology. The methodology scores companies and assesses them against a peer group comprising companies in comparable sectors and geographical regions. A company with a contribution score above 10 on the Environmental or Social pillar qualifies as best performer. A company qualifying as sustainable investment through this criteria can for example contribute to the following objectives:

a. Environmental: fight against climate change, environmental risk management, sustainable management of natural resources, waste management, water management, GHG emissions reduction, renewable energy, sustainable agriculture, green infrastructure;

b. Social: health and safety, human capital management, good external stakeholder management (supply chain, contractors, data), business ethics preparedness, good corporate governance.

Green bonds, social bonds and sustainability bonds issued to support specific environmental and/or social projects are also qualified as sustainable investments provided that these debt securities receive an investment recommendation 'POSITIVE' or 'NEUTRAL' from the Sustainability Center following the issuer and underlying project assessment based on a proprietary Green/Social/Sustainability Bond Assessment methodology.

Companies identified as a sustainable investment should not significantly harm any other environmental or social objectives (the Do No Significant Harm 'DNSH' principle) and should follow good governance practices. BNP Paribas Asset Management (BNPP AM) uses its proprietary methodology to assess all companies against these requirements.

More information on the internal methodology can be found on the website of the investment manager: <https://docfinder.bnpparibas-am.com/api/files/14787511-CB33-49FC-B9B5-7E934948BE63>

● **How do the sustainable investments that the financial product partially intends to make, not cause significant harm to any environmental or social sustainable investment objective?**

Sustainable investments that the product partially intends to make should not significantly harm any environmental or social objective (DNSH Principle). In this respect, the investment manager commits to consider principal adverse impacts on sustainability factors by taking into account indicators for adverse impacts as defined in SFDR, and to not invest in companies that do not meet their fundamental obligations in line with the OECD Guidelines and the UN Guiding Principles on Business and Human Rights.

Principal adverse impacts are the most significant negative impacts of investment decisions on sustainability factors relating to environmental, social and employee matters, respect for human rights, anti-corruption and anti-bribery



How have the indicators for adverse impacts on sustainability factors been taken into account?

The investment manager ensures that throughout its investment process, the financial product takes into account principal all the adverse impact indicators that are relevant to its investment strategy to select the sustainable investments that the financial product partially intends to make by systematically implementing the sustainable investment pillars defined in the BNP Paribas Asset Management Global Sustainability Strategy (GSS) into its investment process : RBC policy, ESG integration guidelines, Stewardship, the forward-looking vision the '3Es' (Energy transition, Environmental sustainability, Equality & Inclusive Growth).

The RBC policy establishes a common framework across investments and economic activities that help identify industries and behaviours presenting a high risk of adverse impacts in violation of international norms. As part of the RBC Policy, sector policies provide a tailored approach to identify and prioritize principal adverse impacts based on the nature of the economic activity, and in many cases, the geography in which these economic activities take place.

The ESG Integration Guidelines includes a series of commitments, which are material to consideration of principal adverse sustainability impacts, and guides the internal ESG integration process. The proprietary ESG scoring framework includes an assessment of a number of adverse sustainability impacts caused by companies in which we invest. Outcome of this assessment may impact the valuation models as well as the portfolio construction depending on the severity and materiality of adverse impacts identified.

Thus, the Investment Manager considers principal adverse sustainability impacts throughout the investment process through the use of the internal ESG scores and construction of the portfolio with an improved ESG profile compared to its investment universe.

The Forward-looking perspective defines a set of objectives and developed performance indicators to measure how the researches, portfolios and commitments are aligned on three issues, the '3Es' (Energy transition, Environmental sustainability, Equality & inclusive growth) and thus support investment processes.

Furthermore, the Stewardship team regularly identifies adverse impacts through ongoing research, collaboration with other long-term investors, and dialogue with NGOs and other experts.

As regards the sustainable investments that the financial product intends to make, the following principal adverse sustainability impacts are taken into account:

Corporate mandatory indicators:

1. GreenHouse Gas (GHG) Emissions
2. Carbon footprint
3. GHG intensity of investee companies
4. Exposure to companies active in the fossil fuel sector
5. Share of non-renewable energy consumption and production
6. Energy consumption intensity per high impact climate sector
7. Activities negatively affecting biodiversity sensitive areas
8. Emissions to water
9. Hazardous waste ratio
10. Violations of UN Global Compact principles and Organisation for Economic Cooperation and Development (OECD) Guidelines for Multinational Enterprises
11. Lack of processes and compliance mechanisms to monitor compliance with UN Global Compact principles and OECD Guidelines for Multinational Enterprises
12. Unadjusted gender pay gap
13. Board gender diversity
14. Exposure to controversial weapons (anti-personnel mines, cluster munitions, chemical weapons and biological weapons)

Corporate voluntary indicators:

Environment



4. Investments in companies without carbon emission reduction initiatives

Social

4. Lack of a supplier code of conduct

9. Lack of a human rights policy

Sovereign mandatory indicator:

15. GHG intensity

16. Investee countries subject to social violations

More detailed information on the manner in which principal adverse impacts on sustainability factors are considered can be found in the BNP PARIBAS ASSET MANAGEMENT SFDR disclosure statement:

<https://docfinder.bnpparibas-am.com/api/files/874ADAE2-3EE7-4AD4-B0ED-84FC06E090BF>

In addition, information on how the principal adverse impacts on sustainability factors have been considered over the year will be available in the annual report of the financial product.

How are the sustainable investments aligned with the OECD Guidelines for Multinational Enterprises and the UN Guiding Principles on Business and Human Rights?

The investment universe of the financial product is periodically screened with a view to identify issuers that are potentially in violation or at risk of violation of the UN Global Compact Principles, OECD Guidelines for Multinational Enterprises and UN Guiding Principles on Business & Human Rights, including the principles and rights set out in the eight fundamental conventions identified in the Declaration of the International Labour Organisation on Fundamental Principles and Rights at Work and the International Bill of Human Rights. This assessment is conducted within the BNPP AM Sustainability Centre on the basis of internal analysis and information provided by external experts, and in consultation with BNP Paribas Group CSR Team. If an issuer is found to be in serious and repeated violations of any of the principles, it will be placed on an 'exclusion list' and will not be available for investment. Existing investments should be divested from the portfolio according to an internal procedure. If an issuer is at risk of violating any of the principles, it is placed on a 'watch list' monitored, as appropriate.

The EU Taxonomy sets out a 'do not significant harm' principle by which Taxonomy-aligned investments should not significantly harm EU Taxonomy objectives and is accompanied by specific EU criteria.

The 'do no significant harm' principle applies only to those investments underlying the financial product that take into account the EU criteria for environmentally sustainable economic activities. The investments underlying the remaining portion of this financial product do not take into account the EU criteria for environmentally sustainable economic activities.

Any other sustainable investments must also not significantly harm any environmental or social objectives.



Does this financial product consider principal adverse impacts on sustainability factors?

Yes

The product considers principal adverse impacts on sustainability factors by systematically implementing the sustainable investment pillars defined in the GSS into its investment process. These pillars are covered by firm-wide policies that set criteria to identify, consider and prioritise as well as address or mitigate adverse sustainability impacts caused by issuers.

The RBC policy establishes a common framework across investments and economic activities that help identify industries and behaviours presenting a high risk of adverse impacts in violation of international norms. As part of the RBC Policy, sector policies provide a tailored approach to identify and prioritize principal adverse impacts based on the nature of the economic activity, and in many cases, the geography in which these economic activities take place.

The ESG Integration Guidelines includes a series of commitments, which are material to consideration of principal adverse sustainability impacts, and guides the internal ESG integration process. The proprietary ESG scoring framework includes an assessment of a number of adverse sustainability impacts caused by companies in which we invest. Outcome of this assessment may impact the valuation models as well as the portfolio construction depending on the severity and materiality of adverse impacts identified.

Thus, the Investment Manager considers principal adverse sustainability impacts throughout the investment process through the use of the internal ESG scores and construction of the portfolio with an improved ESG profile compared to its investment universe.

The Forward-looking perspective defines a set of objectives and developed performance indicators to measure how the researches, portfolios and commitments are aligned on three issues, the '3Es' (Energy transition, Environmental sustainability, Equality & inclusive growth) and thus support investment processes.

Furthermore, the Stewardship team regularly identifies adverse impacts through ongoing research, collaboration with other long-term investors, and dialogue with NGOs and other experts.

Actions to address or mitigate principal adverse sustainability impacts depend on the severity and materiality of these impacts. These actions are guided by the RBC Policy, ESG Integration Guidelines, and Engagement and Voting Policy which include the following provisions :

- Exclusion of issuers that are in violation of international norms and conventions and issuers that are involved in activities presenting an unacceptable risk to society and/or the environment
- Engagement with issuers with the aim of encouraging them to improve their environmental, social and governance practices and, thus, mitigate potential adverse impacts
- In case of equity holdings, voting at Annual General Meetings of companies the portfolio is invested in to promote good governance and advance environmental and social issues
- Ensuring all securities included in the portfolio have supportive ESG research
- Managing portfolios so that their aggregate ESG score is better than the relevant benchmark or universe

Based on the above approach, and depending on the composition of the financial product's portfolio (i.e. the type of issuer), the financial product considers and addresses or mitigates the following principal adverse sustainability impacts:

Corporate mandatory indicators:

1. GreenHouse Gas (GHG) Emissions
2. Carbon footprint
3. GHG intensity of investee companies
4. Exposure to companies active in the fossil fuel sector
5. Share of non-renewable energy consumption and production
6. Energy consumption intensity per high impact climate sector



7. Activities negatively affecting biodiversity sensitive areas
8. Emissions to water
9. Hazardous waste ratio
10. Violations of UN Global Compact principles and Organisation for Economic Cooperation and Development (OECD) Guidelines for Multinational Enterprises
11. Lack of processes and compliance mechanisms to monitor compliance with UN Global Compact principles and OECD Guidelines for Multinational Enterprises
12. Unadjusted gender pay gap
13. Board gender diversity
14. Exposure to controversial weapons (anti-personnel mines, cluster munitions, chemical weapons and biological weapons)

Corporate voluntary indicators:

Environment

4. Investments in companies without carbon emission reduction initiatives

Social

4. Lack of a supplier code of conduct
9. Lack of a human rights policy

Sovereign mandatory indicator:

15. GHG intensity
16. Investee countries subject to social violations

More detailed information on the manner in which principal adverse impacts on sustainability factors are considered can be found in the BNP PARIBAS ASSET MANAGEMENT SFDR disclosure statement: <https://docfinder.bnpparibas-am.com/api/files/874ADAE2-3EE7-4AD4-BOED-84FC06E090BF>
In addition, information on how the principal adverse impacts on sustainability factors have been considered over the year will be available in the annual report of the financial product.

No



What investment strategy does this financial product follow?

The investment strategy guides investment decisions based on factors such as investment objectives and risk tolerance.

To achieve the investment objective of the financial product, the investment manager takes into account at each step of its investment process the Environmental, Social and Governance (ESG) criteria that the financial product promotes.

The investment universe of the financial product is thoroughly screened with a view to identify issuers that are in violation of the UN Global Compact Principles, OECD Guidelines for Multinational Enterprises and UN Guiding Principles on Business & Human Rights. Issuers failing to meet their fundamental obligations in the areas of human and labour rights, environment and corruption are excluded from the investment universe. The in-house sector policies relating to companies operating in sensitive areas (controversial weapons, asbestos, mining, palm oil, etc.) are implemented in order to identify and exclude companies with the worst practices.

Then the Investment Manager integrates ESG ratings and criteria into the assessment of issuers. ESG ratings are built by BNP Paribas Asset Management's Sustainability Centre using a proprietary ESG methodology.

The investment manager constantly integrates the binding elements of the investment strategy described in the question below to construct an investment portfolio with a significantly improved ESG profile compared to its investment universe.

In addition, the Investment Manager relies on the internal sustainable investment methodology, as defined in the answer to the question What are the objectives of the sustainable investments that the financial product partially intends to make and how does the sustainable investments contribute to such objectives, to determine issuers that contribute to environmental and/or social objectives.

An extra-financial strategy may comprise methodological limitations such as the ESG Investment Risk as defined by the investment manager.

The elements of the investment strategy to attain the environmental or social characteristics promoted by this financial product as described below are systematically integrated throughout the investment process.

● **What are the binding elements of the investment strategy used to select the investments to attain each of the environmental or social characteristics promoted by this financial product?**

- The financial product shall comply with the RBC Policy by excluding companies involved in controversies due to poor practices related to human and labor rights, environment, and corruption, as well as companies operating in sensitive sectors (tobacco, coal, controversial weapons, asbestos,...), as these companies are deemed to be in violation of international norms, or to cause unacceptable harm to society and/or the environment

More information on the RBC Policy, and in particular criteria relating to sectoral exclusions, can be found on the website of the investment manager: Sustainability documents - BNPP AM Corporate English (<https://www.bnpparibas-am.com/sustainability-documents/>)

- The financial product shall have at least 90% of its assets (excluding ancillary liquid assets) covered by the ESG analysis based on the ESG internal proprietary methodology

- The financial product shall have the weighted average carbon footprint of its portfolio at least 50% lower than the weighted average carbon footprint of its investment universe

- The financial product shall invest at least 37% of its assets in 'sustainable investments' as defined in Article 2 (17) of the SFDR regulation. Criteria to qualify an investment as 'sustainable investment' are indicated in the above question 'What are the objectives of the sustainable investments that the financial product partially intends to make and does the sustainable investments contribute to such objectives' and the quantitative and qualitative thresholds are mentioned in the main part of the Prospectus

● **What is the committed minimum rate to reduce the scope of the investments considered prior to the application of that investment strategy?**

The financial product does not commit to a reduction of the scope of investments prior to the application of its investment strategy.

● **What is the policy to assess good governance practices of the investee companies?**

The ESG scoring framework assesses corporate governance through a core set of standard key performance indicators for all sectors supplemented by sector specific metrics. The governance metrics and indicators to assess good governance practices such as sound management structures, employee relations, remuneration of staff and tax compliance include but are not limited to:

- Separation of power (e.g. Split CEO/Chair)
- Board diversity
- Executive pay (remuneration policy)
- Board Independence, and key committees independence
- Accountability of directors
- Financial expertise of the Audit Committee
- Respect of shareholders rights and absence of antitakeover devices
- The presence of appropriate policies (i.e. Bribery and corruption, whistleblower)
- Tax disclosure
- An assessment of prior negative incidents relating to governance

The ESG analysis goes beyond the framework to look at a more qualitative assessment of how the insights from our ESG model are reflected in the culture and operations of investee companies. In some cases, the ESG analysts will conduct due diligence meetings to better understand the company's approach to corporate governance.

Good governance practices include sound management structures, employee relations, remuneration of staff and tax compliance.



What is the asset allocation planned for this financial product?

At least 80% of the investments of the financial product will be used to meet the environmental or social characteristics promoted, in accordance with the binding elements of the investment strategy of the financial product.

For the avoidance of doubt, such a proportion is solely a minimum and the exact percentage of the investments of

the financial product that attained the promoted environmental or social characteristics will be available in the annual report.

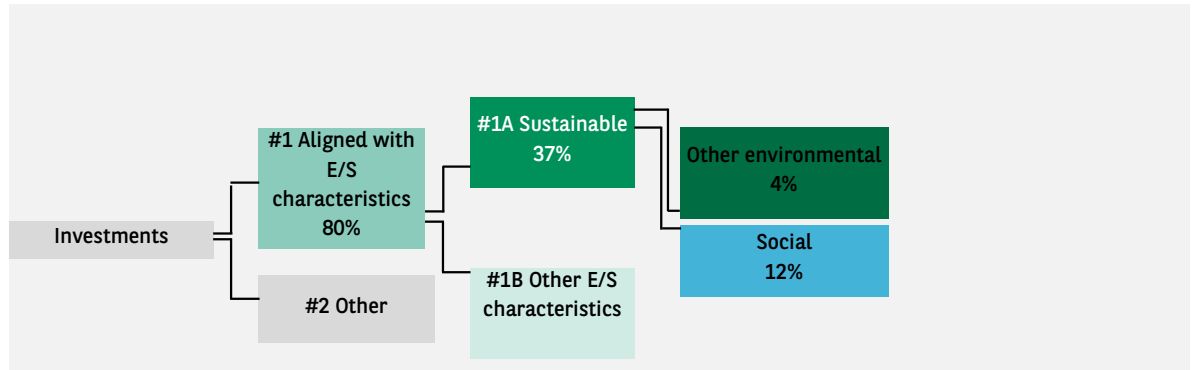
The minimum proportion of sustainable investments of the financial product is 37%.

The remaining proportion of the investments is mainly used as described under the question: "What investments are included under "#2 Other", what is their purpose and are there any minimum environmental or social safeguards?"

Asset allocation describes the share of investments in specific assets.

Taxonomy-aligned activities are expressed as a share of:

- **turnover** reflecting the share of revenue from green activities of investee companies.
- **capital expenditure** (CapEx) showing the green investments made by investee companies, e.g. for a transition to a green economy.
- **operational expenditure** (OpEx) reflecting green operational activities of investee companies.



#1 Aligned with E/S characteristics includes the investments of the financial product used to attain the environmental or social characteristics promoted by the financial product.

#2 Other includes the remaining investments of the financial product which are neither aligned with the environmental or social characteristics, nor are qualified as sustainable investments.


The category **#1 Aligned with E/S characteristics** covers:

The sub-category **#1A Sustainable** covers sustainable investments with environmental or social objectives.

The sub-category **#1B Other E/S characteristics** covers investments aligned with the environmental or social characteristics that do not qualify as sustainable investments.

● **How does the use of derivatives attain the environmental or social characteristics promoted by the financial product?**

Financial derivative instruments may be used for efficient portfolio management, hedging and/or investment purposes, if applicable. These instruments are not used to attain the environmental or social characteristics promoted by the product.

 **To what minimum extent are sustainable investments with an environmental objective aligned with the EU Taxonomy?**

Not applicable

● **Does the financial product invest in fossil gas and/or nuclear energy related activities that comply with the EU Taxonomy¹?**

Yes

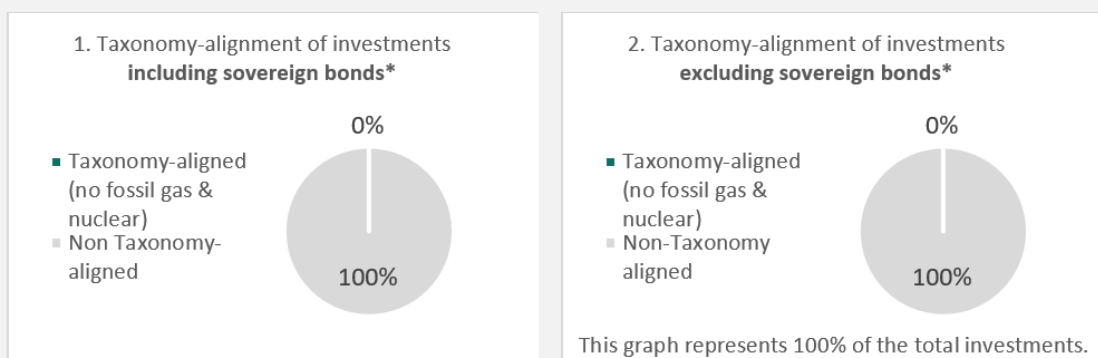
In fossil gas In Nuclear Energy

No

¹ -Fossil gas and/or nuclear related activities will only comply with the EU Taxonomy where they contribute to limiting climate change ("climate change mitigation") and do not significantly harm any EU Taxonomy objective - see explanatory note in the left hand margin. The full criteria for fossil gas and nuclear energy economic activities that comply with the EU Taxonomy are laid down in Commission Delegated Regulation (EU) 2022/1214.

Enabling activities directly enable other activities to make a substantial contribution to an environmental objective. **Transitional activities** are activities for which low-carbon alternatives are not yet available and among others have greenhouse gas emission levels corresponding to the best performance.

The two graphs below show in green the minimum percentage of investments that are aligned with the EU Taxonomy. As there is no appropriate methodology to determine the Taxonomy-alignment of sovereign bonds*, the first graph shows the Taxonomy-alignment in relation to all the investments of the financial product including sovereign bonds, while the second graph shows the Taxonomy-alignment only in relation to the investments of the financial product other than sovereign bonds.



* For the purpose of these graphs, 'sovereign bonds' consist of all sovereign exposures

● **What is the minimum share of investments in transitional and enabling activities?**

Not applicable

are sustainable investments with an environmental objective that **do not take into account the criteria** for environmentally sustainable economic activities under the EU Taxonomy.

● **What is the minimum share of sustainable investments with an environmental objective that are not aligned with the EU Taxonomy?**

The minimum share of sustainable investments with an environmental objective that are not aligned with the EU Taxonomy is 4%.

The minimum share is intentionally low as the objective of the investment manager is not to prevent the product from investing in taxonomy-aligned activities within the framework of the investment strategy of the product.

The Management Company is improving its Taxonomy-alignment data collection to ensure the accuracy and suitability of its Taxonomy sustainability-related disclosures. In the meantime, the financial product will invest in sustainable investments with an environmental objective that are not aligned with the EU Taxonomy.

● **What is the minimum share of socially sustainable investments?**

The minimum share of socially sustainable investments within the financial product is 12%.

● **What investments are included under '#2 Other', what is their purpose and are there any minimum environmental or social safeguards?**

The remaining proportion of the investments may include :

- The proportion of assets that are not used to meet the environmental or social characteristics promoted by the financial product. These assets are used for investment purposes, or
- Instruments which are mainly used for liquidity, efficient portfolio management, and/or hedging purposes, notably cash, deposits and derivatives

In any case, the investment manager will ensure that those investments are made while maintaining the

improvement of the ESG profile of the financial product. In addition, those investments are made in compliance with our internal processes, including the following minimum environmental or social safeguards:

- The risk management policy. The risk management policy comprises procedures as are necessary to enable the management company to assess for each financial product it manages the exposure of that product to market, liquidity, sustainability and counterparty risks. And

- The RBC policy, where applicable, through the exclusion of companies involved in controversies due to poor practices related to human and labour rights, environment, and corruption, as well as companies operating in sensitive sectors (tobacco, coal, controversial weapons, asbestos,...), as these companies are deemed to be in violation of international norms, or to cause unacceptable harm to society and/or the environment



Is a specific index designated as a reference benchmark to determine whether this financial product is aligned with the environmental and/or social characteristics that it promotes?

Reference benchmarks are indexes to measure whether the financial product attains the environmental or social characteristics that they promote.

No reference benchmark has been designated for the purpose of attaining the environmental or social characteristics promoted by the financial product.

- **How is the reference benchmark continuously aligned with each of the environmental or social characteristics promoted by the financial product?**

Not applicable

- **How is the alignment of the investment strategy with the methodology of the index ensured on a continuous basis?**

Not applicable

- **How does the designated index differ from a relevant broad market index?**

Not applicable

- **Where can the methodology used for the calculation of the designated index be found?**

Not applicable



Where can I find more product specific information online?

More product-specific information can be found on the website: <https://www.bnpparibas-am.com/> after choosing the relevant country and directly in the section 'Sustainability-related disclosures' dedicated to the product.

Template pre-contractual disclosure for the financial products referred to in Article 8, paragraphs 1, 2 and 2a, of Regulation (EU) 2019/2088 and Article 6, first paragraph, of Regulation (EU) 2020/852

Sustainable investment means an investment in an economic activity that contributes to an environmental or social objective, provided that the investment does not significantly harm any environmental or social objective and that the investee companies follow good governance practices.

The **EU Taxonomy** is a classification system laid down in Regulation (EU) 2020/852, establishing a list of **environmentally sustainable economic activities**. That Regulation does not lay down a list of socially sustainable economic activities. Sustainable investments with an environmental objective might be aligned with the Taxonomy or not.

Product name : **BNP PARIBAS FUNDS SUSTAINABLE US VALUE MULTI-FACTOR EQUITY**

Legal Entity Identifier : 213800UOJS6LX701DA82

Environmental and/or social characteristics

Does this financial product have a sustainable investment objective?	
<input checked="" type="radio"/> <input type="radio"/> Yes	<input checked="" type="radio"/> <input type="radio"/> No
<input type="checkbox"/> It will make a minimum of sustainable investments with an environmental objective: ____%	<input checked="" type="checkbox"/> It promotes Environmental/Social (E/S) characteristics and while it does not have as its objective a sustainable investment, it will have a minimum proportion of 40% of sustainable investments
<input type="checkbox"/> in economic activities that qualify as environmentally sustainable under the EU Taxonomy	<input type="checkbox"/> with an environmental objective in economic activities that qualify as environmentally sustainable under the EU Taxonomy
<input type="checkbox"/> in economic activities that do not qualify as environmentally sustainable under the EU Taxonomy	<input checked="" type="checkbox"/> with an environmental objective in economic activities that do not qualify as environmentally sustainable under the EU Taxonomy
<input type="checkbox"/> It will make a minimum of sustainable investments with a social objective: ____%	<input checked="" type="checkbox"/> with a social objective
	<input type="checkbox"/> It promotes E/S characteristics, but will not make any sustainable investments



What environmental and/or social characteristics are promoted by this financial product?

The financial product promotes environmental and social characteristics by assessing underlying investments against Environmental, Social and Governance (ESG) criteria using an internal ESG proprietary methodology, and by investing in issuers that demonstrate superior or improving environmental and social practices, while implementing robust corporate governance practices within their sector of activity.

The financial product aims to improve its ESG profile and reduce its environmental footprint, as measured by greenhouse gas emissions, compared to its investment universe.

The ESG performance of an issuer is evaluated against a combination of environmental, social and governance factors which include but not limited to:

- Environmental: energy efficiency, reduction of emissions of greenhouse gases (GHG), treatment of waste
- Social: respect of human rights and workers' rights, human resources management (workers' health and safety, diversity)
- Governance: Board of Directors independence, managers' remuneration, respect of minority shareholders rights

The exclusion criteria are applied with regard to issuers that are in violation of international norms and convention, or operate in sensitive sectors as defined by the Responsible Business Conduct Policy (RBC Policy).

Furthermore, the investment manager promotes better environmental and social outcomes through engagement with issuers and the exercise of voting rights according to the Stewardship policy, where applicable.

No reference benchmark has been designated for the purpose of attaining the environmental or social characteristics promoted by the financial product.

Sustainability indicators measure how the environmental or social characteristics promoted by the financial product are attained.

● **What sustainability indicators are used to measure the attainment of each of the environmental or social characteristics promoted by this financial product?**

The following sustainability indicators are used to measure the attainment of the environmental and social characteristics promoted by the financial product:

- The percentage of the portfolio compliant with the RBC Policy
- The percentage of the portfolio covered by the ESG analysis based on the ESG internal proprietary methodology
- The weighted average ESG score of the portfolio compared to the weighted average ESG score of its investment universe, as defined in the Prospectus
- The average carbon footprint of the portfolio compared to the average carbon footprint of its investment universe
- The percentage of the financial product's portfolio invested in 'sustainable investments' as defined in Article 2 (17) of the SFDR regulation

● **What are the objectives of the sustainable investments that the financial product partially intends to make and how does the sustainable investment contribute to such objectives?**

The objectives of the sustainable investments made by the financial product are to finance companies that contribute to environmental and/or social objectives through their products and services, as well as their sustainable practices.

The internal methodology, as defined in the main part of the Prospectus, integrates several criteria into its definition of sustainable investments that are considered to be core components to qualify a company as sustainable. These criteria are complementary to each other. In practice, a company must meet at least one of the criteria described below in order to be considered as contributing to an environmental or social objective:

1. A company with an economic activity aligned with the EU Taxonomy objectives. A company can be qualified as sustainable investment in case it has more than 20% of its revenues aligned with the EU Taxonomy. A company qualifying as sustainable investment through this criteria can for example contribute to the following environmental objectives: sustainable forestry, environmental restoration, sustainable manufacturing, renewable energy, water supply, sewerage, waste management and remediation, sustainable transportation, sustainable buildings, sustainable information and technology, scientific research for sustainable development;
2. A company with an economic activity contributing to one or more United Nations Sustainable Development goals (UN SDG) targets. A company can be qualified as sustainable investment in case it has more than 20% of its revenues aligned with the SDGs and less than 20% of its revenues misaligned with the UN SDGs. A company qualifying as sustainable investment through this criteria can for example contribute to the following objectives:

a. Environmental: sustainable agriculture, sustainable management of water and sanitation, sustainable and modern energy, sustainable economic growth, sustainable infrastructure, sustainable cities, sustainable consumption and production patterns, fight against climate change, conservation and sustainable use of oceans, seas and marine resources, protection, restoration and sustainable use of terrestrial ecosystems, sustainable management of forests, fight against desertification, land degradation and biodiversity loss;

b. Social: no poverty, zero hunger, food security, healthy lives and well-being at all ages, inclusive and equitable quality education and lifelong learning opportunities, gender equality, women and girls empowerment, availability of water and sanitation, access to affordable, reliable and modern energy, inclusive and sustainable economic growth, full and productive employment and decent work, resilient infrastructure, inclusive and sustainable industrialization, reduced inequality, inclusive, safe and resilient cities and human settlements, peaceful and inclusive societies, access to justice and effective, accountable and inclusive institutions, global partnership for sustainable development.

3. A company operating in a high GHG emission sector that is transitioning its business model to align with the objective of maintaining the global temperature rise below 1.5°C. A company qualifying as sustainable investment through this criteria can for example contribute to the following environmental objectives: GHG emissions reduction, fight against climate change;

4. A company with best-in-class environmental or social practices compared to its peers within the relevant sector and geographical region. The E or S best performer assessment is based on the BNPP AM ESG scoring methodology. The methodology scores companies and assesses them against a peer group comprising companies in comparable sectors and geographical regions. A company with a contribution score above 10 on the Environmental or Social pillar qualifies as best performer. A company qualifying as sustainable investment through this criteria can for example contribute to the following objectives:

a. Environmental: fight against climate change, environmental risk management, sustainable management of natural resources, waste management, water management, GHG emissions reduction, renewable energy, sustainable agriculture, green infrastructure;

b. Social: health and safety, human capital management, good external stakeholder management (supply chain, contractors, data), business ethics preparedness, good corporate governance.

Green bonds, social bonds and sustainability bonds issued to support specific environmental and/or social projects are also qualified as sustainable investments provided that these debt securities receive an investment recommendation 'POSITIVE' or 'NEUTRAL' from the Sustainability Center following the issuer and underlying project assessment based on a proprietary Green/Social/Sustainability Bond Assessment methodology.

Companies identified as a sustainable investment should not significantly harm any other environmental or social objectives (the Do No Significant Harm 'DNSH' principle) and should follow good governance practices. BNP Paribas Asset Management (BNPP AM) uses its proprietary methodology to assess all companies against these requirements.

More information on the internal methodology can be found on the website of the investment manager: <https://docfinder.bnpparibas-am.com/api/files/14787511-CB33-49FC-B9B5-7E934948BE63>

● **How do the sustainable investments that the financial product partially intends to make, not cause significant harm to any environmental or social sustainable investment objective?**

Sustainable investments that the product partially intends to make should not significantly harm any environmental or social objective (DNSH Principle). In this respect, the investment manager commits to consider principal adverse impacts on sustainability factors by taking into account indicators for adverse impacts as defined in SFDR, and to not invest in companies that do not meet their fundamental obligations in line with the OECD Guidelines and the UN Guiding Principles on Business and Human Rights.

Principal adverse impacts are the most significant negative impacts of investment decisions on sustainability factors relating to environmental, social and employee matters, respect for human rights, anti-corruption and anti-bribery matters.

How have the indicators for adverse impacts on sustainability factors been taken into account?

The investment manager ensures that throughout its investment process, the financial product takes into account all the adverse impact indicators that are relevant to its investment strategy to select the sustainable investments that the financial product partially intends to make by systematically implementing the sustainable investment pillars defined in the BNP Paribas Asset Management Global Sustainability Strategy (GSS) into its investment process : RBC policy, ESG integration guidelines, Stewardship, the forward-looking vision the '3Es' (Energy transition, Environmental sustainability, Equality & Inclusive Growth).

The RBC policy establishes a common framework across investments and economic activities that help identify industries and behaviours presenting a high risk of adverse impacts in violation of international norms. As part of the RBC Policy, sector policies provide a tailored approach to identify and prioritize principal adverse impacts based on the nature of the economic activity, and in many cases, the geography in which these economic activities take place.

The ESG Integration Guidelines includes a series of commitments, which are material to consideration of principal adverse sustainability impacts, and guides the internal ESG integration process. The proprietary ESG scoring framework includes an assessment of a number of adverse sustainability impacts caused by companies in which we invest. Outcome of this assessment may impact the valuation models as well as the portfolio construction depending on the severity and materiality of adverse impacts identified.

Thus, the Investment Manager considers principal adverse sustainability impacts throughout the investment process through the use of the internal ESG scores and construction of the portfolio with an improved ESG profile compared to its investment universe.

The Forward-looking perspective defines a set of objectives and developed performance indicators to measure how the researches, portfolios and commitments are aligned on three issues, the '3Es' (Energy transition, Environmental sustainability, Equality & inclusive growth) and thus support investment processes.

Furthermore, the Stewardship team regularly identifies adverse impacts through ongoing research, collaboration with other long-term investors, and dialogue with NGOs and other experts.

As regards the sustainable investments that the financial product intends to make, the following principal adverse sustainability impacts are taken into account:

Corporate mandatory indicators:

1. GreenHouse Gas (GHG) Emissions
2. Carbon footprint
3. GHG intensity of investee companies
4. Exposure to companies active in the fossil fuel sector
5. Share of non-renewable energy consumption and production
6. Energy consumption intensity per high impact climate sector
7. Activities negatively affecting biodiversity sensitive areas
8. Emissions to water
9. Hazardous waste ratio
10. Violations of UN Global Compact principles and Organisation for Economic Cooperation and Development (OECD) Guidelines for Multinational Enterprises
11. Lack of processes and compliance mechanisms to monitor compliance with UN Global Compact principles and OECD Guidelines for Multinational Enterprises
12. Unadjusted gender pay gap
13. Board gender diversity
14. Exposure to controversial weapons (anti-personnel mines, cluster munitions, chemical weapons and biological weapons)

Corporate voluntary indicators:

Environment



4. Investments in companies without carbon emission reduction initiatives

Social

4. Lack of a supplier code of conduct

9. Lack of a human rights policy

Sovereign mandatory indicator:

15. GHG intensity

16. Investee countries subject to social violations

More detailed information on the manner in which principal adverse impacts on sustainability factors are considered can be found in the BNP PARIBAS ASSET MANAGEMENT SFDR disclosure statement:

<https://docfinder.bnpparibas-am.com/api/files/874ADAE2-3EE7-4AD4-B0ED-84FC06E090BF>

In addition, information on how the principal adverse impacts on sustainability factors have been considered over the year will be available in the annual report of the financial product.

How are the sustainable investments aligned with the OECD Guidelines for Multinational Enterprises and the UN Guiding Principles on Business and Human Rights?

The investment universe of the financial product is periodically screened with a view to identify issuers that are potentially in violation or at risk of violation of the UN Global Compact Principles, OECD Guidelines for Multinational Enterprises and UN Guiding Principles on Business & Human Rights, including the principles and rights set out in the eight fundamental conventions identified in the Declaration of the International Labour Organisation on Fundamental Principles and Rights at Work and the International Bill of Human Rights. This assessment is conducted within the BNPP AM Sustainability Centre on the basis of internal analysis and information provided by external experts, and in consultation with BNP Paribas Group CSR Team. If an issuer is found to be in serious and repeated violations of any of the principles, it will be placed on an 'exclusion list' and will not be available for investment. Existing investments should be divested from the portfolio according to an internal procedure. If an issuer is at risk of violating any of the principles, it is placed on a 'watch list' monitored, as appropriate.

The EU Taxonomy sets out a 'do not significant harm' principle by which Taxonomy-aligned investments should not significantly harm EU Taxonomy objectives and is accompanied by specific EU criteria.

The 'do no significant harm' principle applies only to those investments underlying the financial product that take into account the EU criteria for environmentally sustainable economic activities. The investments underlying the remaining portion of this financial product do not take into account the EU criteria for environmentally sustainable economic activities.

Any other sustainable investments must also not significantly harm any environmental or social objectives.



Does this financial product consider principal adverse impacts on sustainability factors?

Yes

The product considers principal adverse impacts on sustainability factors by systematically implementing the sustainable investment pillars defined in the GSS into its investment process. These pillars are covered by firm-wide policies that set criteria to identify, consider and prioritise as well as address or mitigate adverse sustainability impacts caused by issuers.

The RBC policy establishes a common framework across investments and economic activities that help identify industries and behaviours presenting a high risk of adverse impacts in violation of international norms. As part of the RBC Policy, sector policies provide a tailored approach to identify and prioritize principal adverse impacts based on the nature of the economic activity, and in many cases, the geography in which these economic activities take place.

The ESG Integration Guidelines includes a series of commitments, which are material to consideration of principal adverse sustainability impacts, and guides the internal ESG integration process. The proprietary ESG scoring framework includes an assessment of a number of adverse sustainability impacts caused by companies in which we invest. Outcome of this assessment may impact the valuation models as well as the portfolio construction depending on the severity and materiality of adverse impacts identified.

Thus, the Investment Manager considers principal adverse sustainability impacts throughout the investment process through the use of the internal ESG scores and construction of the portfolio with an improved ESG profile compared to its investment universe.

The Forward-looking perspective defines a set of objectives and developed performance indicators to measure how the researches, portfolios and commitments are aligned on three issues, the '3Es' (Energy transition, Environmental sustainability, Equality & inclusive growth) and thus support investment processes.

Furthermore, the Stewardship team regularly identifies adverse impacts through ongoing research, collaboration with other long-term investors, and dialogue with NGOs and other experts.

Actions to address or mitigate principal adverse sustainability impacts depend on the severity and materiality of these impacts. These actions are guided by the RBC Policy, ESG Integration Guidelines, and Engagement and Voting Policy which include the following provisions :

- Exclusion of issuers that are in violation of international norms and conventions and issuers that are involved in activities presenting an unacceptable risk to society and/or the environment
- Engagement with issuers with the aim of encouraging them to improve their environmental, social and governance practices and, thus, mitigate potential adverse impacts
- In case of equity holdings, voting at Annual General Meetings of companies the portfolio is invested in to promote good governance and advance environmental and social issues
- Ensuring all securities included in the portfolio have supportive ESG research
- Managing portfolios so that their aggregate ESG score is better than the relevant benchmark or universe

Based on the above approach, and depending on the composition of the financial product's portfolio (i.e. the type of issuer), the financial product considers and addresses or mitigates the following principal adverse sustainability impacts:

Corporate mandatory indicators:

1. GreenHouse Gas (GHG) Emissions
2. Carbon footprint
3. GHG intensity of investee companies
4. Exposure to companies active in the fossil fuel sector
5. Share of non-renewable energy consumption and production
6. Energy consumption intensity per high impact climate sector



7. Activities negatively affecting biodiversity sensitive areas
8. Emissions to water
9. Hazardous waste ratio
10. Violations of UN Global Compact principles and Organisation for Economic Cooperation and Development (OECD) Guidelines for Multinational Enterprises
11. Lack of processes and compliance mechanisms to monitor compliance with UN Global Compact principles and OECD Guidelines for Multinational Enterprises
12. Unadjusted gender pay gap
13. Board gender diversity
14. Exposure to controversial weapons (anti-personnel mines, cluster munitions, chemical weapons and biological weapons)

Corporate voluntary indicators:

Environment

4. Investments in companies without carbon emission reduction initiatives

Social

4. Lack of a supplier code of conduct
9. Lack of a human rights policy

Sovereign mandatory indicator:

15. GHG intensity
16. Investee countries subject to social violations

More detailed information on the manner in which principal adverse impacts on sustainability factors are considered can be found in the BNP PARIBAS ASSET MANAGEMENT SFDR disclosure statement: <https://docfinder.bnpparibas-am.com/api/files/874ADAE2-3EE7-4AD4-BOED-84FC06E090BF>
In addition, information on how the principal adverse impacts on sustainability factors have been considered over the year will be available in the annual report of the financial product.

No



What investment strategy does this financial product follow?

The investment strategy guides investment decisions based on factors such as investment objectives and risk tolerance.

To achieve the investment objective of the financial product, the investment manager takes into account at each step of its investment process the Environmental, Social and Governance (ESG) criteria that the financial product promotes.

The investment universe of the financial product is thoroughly screened with a view to identify issuers that are in violation of the UN Global Compact Principles, OECD Guidelines for Multinational Enterprises and UN Guiding Principles on Business & Human Rights. Issuers failing to meet their fundamental obligations in the areas of human and labour rights, environment and corruption are excluded from the investment universe. The in-house sector policies relating to companies operating in sensitive areas (controversial weapons, asbestos, mining, palm oil, etc.) are implemented in order to identify and exclude companies with the worst practices.

Then the Investment Manager integrates ESG ratings and criteria into the assessment of issuers. ESG ratings are built by BNP Paribas Asset Management's Sustainability Centre using a proprietary ESG methodology.

The investment manager constantly integrates the binding elements of the investment strategy described in the question below to construct an investment portfolio with a significantly improved ESG profile compared to its investment universe.

In addition, the Investment Manager relies on the internal sustainable investment methodology, as defined in the answer to the question What are the objectives of the sustainable investments that the financial product partially intends to make and how does the sustainable investments contribute to such objectives, to determine issuers that contribute to environmental and/or social objectives.

An extra-financial strategy may comprise methodological limitations such as the ESG Investment Risk as defined by the investment manager.

The elements of the investment strategy to attain the environmental or social characteristics promoted by this financial product as described below are systematically integrated throughout the investment process.

● **What are the binding elements of the investment strategy used to select the investments to attain each of the environmental or social characteristics promoted by this financial product?**

- The financial product shall comply with the RBC Policy by excluding companies involved in controversies due to poor practices related to human and labor rights, environment, and corruption, as well as companies operating in sensitive sectors (tobacco, coal, controversial weapons, asbestos,...), as these companies are deemed to be in violation of international norms, or to cause unacceptable harm to society and/or the environment

More information on the RBC Policy, and in particular criteria relating to sectoral exclusions, can be found on the website of the investment manager: Sustainability documents - BNPP AM Corporate English (<https://www.bnpparibas-am.com/sustainability-documents/>)

- The financial product shall have at least 90% of its assets (excluding ancillary liquid assets) covered by the ESG analysis based on the ESG internal proprietary methodology

- The financial product shall have the weighted average carbon footprint of its portfolio at least 50% lower than the weighted average carbon footprint of its investment universe

- The financial product shall invest at least 40% of its assets in 'sustainable investments' as defined in Article 2 (17) of the SFDR regulation. Criteria to qualify an investment as 'sustainable investment' are indicated in the above question 'What are the objectives of the sustainable investments that the financial product partially intends to make and does the sustainable investments contribute to such objectives' and the quantitative and qualitative thresholds are mentioned in the main part of the Prospectus

● **What is the committed minimum rate to reduce the scope of the investments considered prior to the application of that investment strategy?**

The financial product does not commit to a reduction of the scope of investments prior to the application of its investment strategy.

● **What is the policy to assess good governance practices of the investee companies?**

The ESG scoring framework assesses corporate governance through a core set of standard key performance indicators for all sectors supplemented by sector specific metrics. The governance metrics and indicators to assess good governance practices such as sound management structures, employee relations, remuneration of staff and tax compliance include but are not limited to:

- Separation of power (e.g. Split CEO/Chair)
- Board diversity
- Executive pay (remuneration policy)
- Board Independence, and key committees independence
- Accountability of directors
- Financial expertise of the Audit Committee
- Respect of shareholders rights and absence of antitakeover devices
- The presence of appropriate policies (i.e. Bribery and corruption, whistleblower)
- Tax disclosure
- An assessment of prior negative incidents relating to governance

The ESG analysis goes beyond the framework to look at a more qualitative assessment of how the insights from our ESG model are reflected in the culture and operations of investee companies. In some cases, the ESG analysts will conduct due diligence meetings to better understand the company's approach to corporate governance.

Good governance practices include sound management structures, employee relations, remuneration of staff and tax compliance.



What is the asset allocation planned for this financial product?

At least 80% of the investments of the financial product will be used to meet the environmental or social characteristics promoted, in accordance with the binding elements of the investment strategy of the financial product.

For the avoidance of doubt, such a proportion is solely a minimum and the exact percentage of the investments of

Asset allocation describes the share of investments in specific assets.

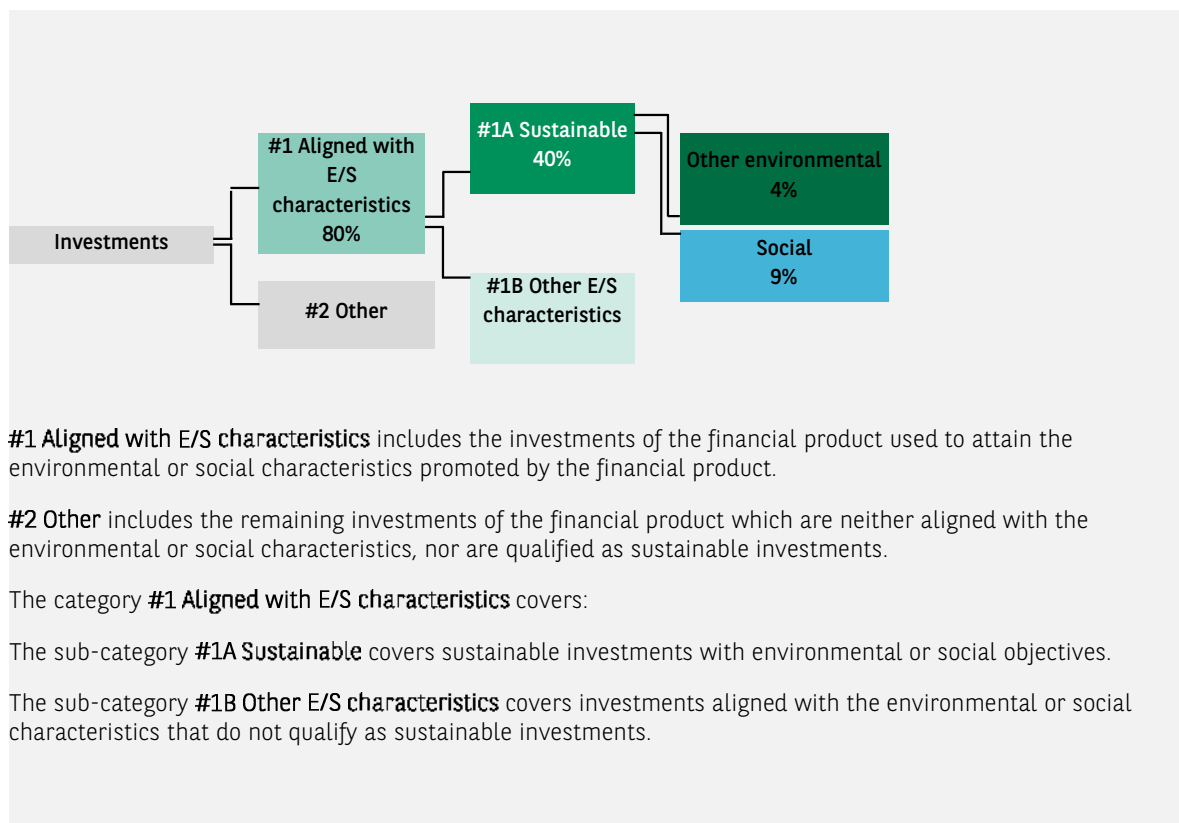
Taxonomy-aligned activities are expressed as a share of:

- **turnover** reflecting the share of revenue from green activities of investee companies.
- **capital expenditure** (CapEx) showing the green investments made by investee companies, e.g. for a transition to a green economy.
- **operational expenditure** (OpEx) reflecting green operational activities of investee companies.

the financial product that attained the promoted environmental or social characteristics will be available in the annual report.

The minimum proportion of sustainable investments of the financial product is 40%.

The remaining proportion of the investments is mainly used as described under the question: "What investments are included under "#2 Other", what is their purpose and are there any minimum environmental or social safeguards?"



#1 Aligned with E/S characteristics includes the investments of the financial product used to attain the environmental or social characteristics promoted by the financial product.

#2 Other includes the remaining investments of the financial product which are neither aligned with the environmental or social characteristics, nor are qualified as sustainable investments.

The category **#1 Aligned with E/S characteristics** covers:

The sub-category **#1A Sustainable** covers sustainable investments with environmental or social objectives.

The sub-category **#1B Other E/S characteristics** covers investments aligned with the environmental or social characteristics that do not qualify as sustainable investments.

● **How does the use of derivatives attain the environmental or social characteristics promoted by the financial product?**

Financial derivative instruments may be used for efficient portfolio management, hedging and/or investment purposes, if applicable. These instruments are not used to attain the environmental or social characteristics promoted by the product.



To what minimum extent are sustainable investments with an environmental objective aligned with the EU Taxonomy?

Not applicable

● **Does the financial product invest in fossil gas and/or nuclear energy related activities that comply with the EU Taxonomy¹ ?**

Yes

In fossil gas In Nuclear Energy

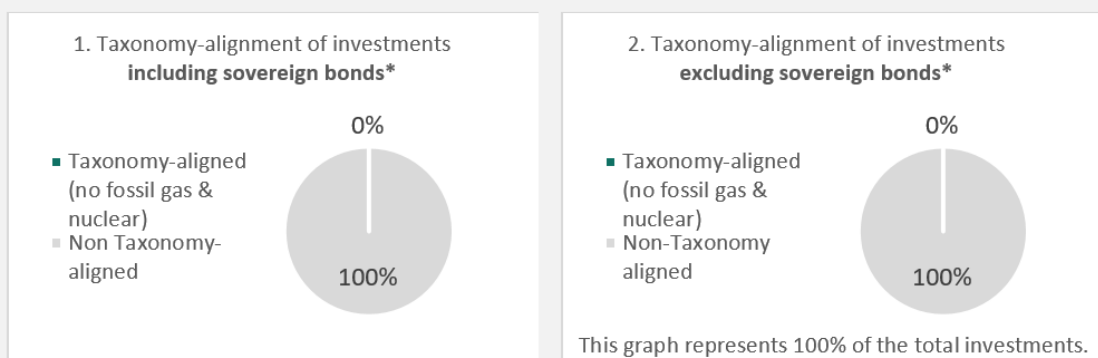
No

¹ - Fossil gas and/or nuclear related activities will only comply with the EU Taxonomy where they contribute to limiting climate change ("climate change mitigation") and do not significantly harm any EU Taxonomy objective - see explanatory note in the left hand margin. The full criteria for fossil gas and nuclear energy economic activities that comply with the EU Taxonomy are laid down in Commission Delegated Regulation (EU) 2022/1214.

To comply with the EU Taxonomy, the criteria for **fossil gas** include limitations on emissions and switching to renewable power or low-carbon fuels by the end of 2035. For **nuclear energy**, the criteria include comprehensive safety and waste management rules.

Enabling activities directly enable other activities to make a substantial contribution to an environmental objective. **Transitional activities** are activities for which low-carbon alternatives are not yet available and among others have greenhouse gas emission levels corresponding to the best performance.

The two graphs below show in green the minimum percentage of investments that are aligned with the EU Taxonomy. As there is no appropriate methodology to determine the Taxonomy-alignment of sovereign bonds*, the first graph shows the Taxonomy-alignment in relation to all the investments of the financial product including sovereign bonds, while the second graph shows the Taxonomy-alignment only in relation to the investments of the financial product other than sovereign bonds.



* For the purpose of these graphs, 'sovereign bonds' consist of all sovereign exposures

● **What is the minimum share of investments in transitional and enabling activities?**

Not applicable

are sustainable investments with an environmental objective that **do not take into account the criteria** for environmentally sustainable economic activities under the EU Taxonomy.

● **What is the minimum share of sustainable investments with an environmental objective that are not aligned with the EU Taxonomy?**

The minimum share of sustainable investments with an environmental objective that are not aligned with the EU Taxonomy is 4%.

The minimum share is intentionally low as the objective of the investment manager is not to prevent the product from investing in taxonomy-aligned activities within the framework of the investment strategy of the product.

The Management Company is improving its Taxonomy-alignment data collection to ensure the accuracy and suitability of its Taxonomy sustainability-related disclosures. In the meantime, the financial product will invest in sustainable investments with an environmental objective that are not aligned with the EU Taxonomy.

● **What is the minimum share of socially sustainable investments?**

The minimum share of socially sustainable investments within the financial product is 9%.

● **What investments are included under '#2 Other', what is their purpose and are there any minimum environmental or social safeguards?**

The remaining proportion of the investments may include :

- The proportion of assets that are not used to meet the environmental or social characteristics promoted by the financial product. These assets are used for investment purposes, or
- Instruments which are mainly used for liquidity, efficient portfolio management, and/or hedging purposes, notably cash, deposits and derivatives

In any case, the investment manager will ensure that those investments are made while maintaining the

improvement of the ESG profile of the financial product. In addition, those investments are made in compliance with our internal processes, including the following minimum environmental or social safeguards:

- The risk management policy. The risk management policy comprises procedures as are necessary to enable the management company to assess for each financial product it manages the exposure of that product to market, liquidity, sustainability and counterparty risks. And

- The RBC policy, where applicable, through the exclusion of companies involved in controversies due to poor practices related to human and labour rights, environment, and corruption, as well as companies operating in sensitive sectors (tobacco, coal, controversial weapons, asbestos,...), as these companies are deemed to be in violation of international norms, or to cause unacceptable harm to society and/or the environment



Is a specific index designated as a reference benchmark to determine whether this financial product is aligned with the environmental and/or social characteristics that it promotes?

Reference benchmarks are indexes to measure whether the financial product attains the environmental or social characteristics that they promote.

No reference benchmark has been designated for the purpose of attaining the environmental or social characteristics promoted by the financial product.

- **How is the reference benchmark continuously aligned with each of the environmental or social characteristics promoted by the financial product?**

Not applicable

- **How is the alignment of the investment strategy with the methodology of the index ensured on a continuous basis?**

Not applicable

- **How does the designated index differ from a relevant broad market index?**

Not applicable

- **Where can the methodology used for the calculation of the designated index be found?**

Not applicable



Where can I find more product specific information online?

More product-specific information can be found on the website: <https://www.bnpparibas-am.com/> after choosing the relevant country and directly in the section 'Sustainability-related disclosures' dedicated to the product.

Template pre-contractual disclosure for the financial products referred to in Article 8, paragraphs 1, 2 and 2a, of Regulation (EU) 2019/2088 and Article 6, first paragraph, of Regulation (EU) 2020/852

Product name: BNP Paribas Target Risk Balanced

Legal entity identifier: 21380077LNCANKMN7179

ENVIRONMENTAL AND/OR SOCIAL CHARACTERISTICS

Does this financial product have a sustainable investment objective?

Yes

No

It will make a minimum of sustainable investments with an environmental objective: ___%

in economic activities that qualify as environmentally sustainable under the EU Taxonomy

in economic activities that do not qualify as environmentally sustainable under the EU Taxonomy

It will make a minimum of sustainable investments with a social objective: ___%

It promotes Environmental/Social (E/S) characteristics and while it does not have as its objective a sustainable investment, it will have a minimum proportion of 20% of sustainable investments

with an environmental objective in economic activities that qualify as environmentally sustainable under the EU Taxonomy

with an environmental objective in economic activities that do not qualify as environmentally sustainable under the EU Taxonomy

with a social objective

It promotes E/S characteristics, but will not make any sustainable investments

Sustainable investment means an investment in an economic activity that contributes to an environmental or social objective, provided that the investment does not significantly harm any environmental or social objective and that the investee companies follow good governance practices.

The **EU Taxonomy** is a classification system laid down in Regulation (EU) 2020/852, establishing a list of **environmentally sustainable economic activities**. That Regulation does not lay down a list of socially sustainable economic activities. Sustainable investments with an environmental objective might be aligned with the Taxonomy or not.



What environmental and/or social characteristics are promoted by this financial product?

The financial product promotes environmental and social characteristics by assessing underlying investments against Environmental, Social and Governance (ESG) criteria, and by investing directly, or indirectly through funds, in bonds or shares of issuers that demonstrate good environmental and social practices, while implementing robust corporate governance practices within their sector of activity.

When investing through passive funds and/or external funds, the investment manager relies on ESG methodology and exclusion policies used by third-party asset managers and index providers as well as their engagement and voting policies and practices.

The external fund analysis team within the investment manager is dedicated to select external funds using a proprietary methodology.

In addition to the usual selection criteria (quantitative analysis, qualitative analysis and risk due diligence), the team offers a ranking based on extra-financial (or ESG) criteria for each

recommended manager or fund in each sector. The team applies a qualitative rather than quantitative ESG rating to the funds and managers selected in order to assess the effective implementation of ESG practices and the inclusion of extra-financial criteria in their investment process.

The ESG rating system for the team is based on fundamental principles:

- Consistency of approach systematically applied across all asset classes and sectors to ensure consistency in rating
- A proprietary methodology applicable to all funds, with well-defined rules to limit any subjectivity
- An ESG rating for both the management company and the fund (the last including the ESG rating of its management company) The team also analyses a specific SRI (Socially Responsible Investment) selection based on complementary approaches (negative screening, best-in-class / best-effort, positive screening / impact investing)

As all external funds under selection, SRI funds must go through a selection process in three stages (quantitative analysis, qualitative analysis and risk due diligence). Therefore the ESG criteria applied to the investment process are assessed by examining in particular (non-exhaustive list):

- The extra-financial constraints applicable to the Fund's investment universe
- The use of quantitative and qualitative criteria and ESG research in the investment process
- Taking financial and extra-financial requirements into account in the construction of the portfolio
- Monitoring and compliance check with the constraints of socially responsible investment

When investing directly or through internal active funds, the investment manager relies on a proprietary ESG methodology and applies exclusion criteria with regard to issuers that are in violation of international norms and convention, or operate in sensitive sectors as defined by the Responsible Business Policy (RBC Policy).

The ESG performance of an issuer is evaluated against a combination of environmental, social and governance factors which include but not limited to :

- o Environmental: energy efficiency, reduction of emissions of greenhouse gases (GHG), treatment of waste;
- o Social: respect of human rights and workers' rights, human resources management (workers' health and safety, diversity);
- o Governance: Board of Directors independence, managers' remuneration, respect of minority shareholders rights.

Furthermore, the investment manager promotes better environmental and social outcomes through engagement with issuers and the exercise of voting rights according to the Stewardship policy, where applicable.

No reference benchmark has been designated for the purpose of attaining the environmental or social characteristics promoted by the financial product.

● ***What sustainability indicators are used to measure the attainment of each of the environmental or social characteristics promoted by this financial product?***

The following sustainability indicators are used to measure the attainment of the environmental and social characteristics promoted by the financial product:

- The percentage of the direct investments and internal active funds compliant with the RBC Policy;

Sustainability indicators measure how the environmental or social characteristics promoted by the financial product are attained.

- The percentage of the financial product's assets invested, through internal and/or external active and/or passive funds, in funds categorised as Article 8 and Article 9 under the SFDR regulation;
- The percentage of the financial product's portfolio invested in "sustainable investments" as defined in Article 2 (17) of the SFDR regulation.

● ***What are the objectives of the sustainable investments that the financial product partially intends to make and how does the sustainable investment contribute to such objectives?***

The objectives of the sustainable investments made by the financial product are to indirectly finance companies that contribute to environmental and/or social objectives through their products and services, as well as their sustainable practices.

The Sustainable Investment minimum commitment of the financial product is calculated on an asset under management (AuM) weighted methodology without any minimum required for any underlying funds. As such, a look-through approach is applied in order to calculate the financial product's sustainable investment minimum proportion based on the data reported by the underlying funds.

Any sustainable investment commitment reported by external active and/or passive funds, selected by the dedicated internal team, are assessed thanks to specific methodologies developed by third-party asset managers and/or index providers.

Any sustainable investment commitment reported by direct investments or through internal active and/or passive funds are assessed thanks to the proprietary sustainable investment methodology as described below.

The internal methodology, as defined in the main part of the Prospectus, integrates several criteria into its definition of sustainable investments that are considered to be core components to qualify a company as sustainable. These criteria are complementary to each other. In practice, a company must meet at least one of the criteria described below in order to be considered as contributing to an environmental or social objective:

1. A company with an economic activity aligned with the EU Taxonomy objectives. A company can be qualified as sustainable investment in case it has more than 20% of its revenues aligned with the EU Taxonomy. A company qualifying as sustainable investment through this criteria can for example contribute to the following environmental objectives: sustainable forestry, environmental restoration, sustainable manufacturing, renewable energy, water supply, sewerage, waste management and remediation, sustainable transportation, sustainable buildings, sustainable information and technology, scientific research for sustainable development;
2. A company with an economic activity contributing to one or more United Nations Sustainable Development goals (UN SDG) targets. A company can be qualified as sustainable investment in case it has more than 20% of its revenues aligned with the SDGs and less than 20% of its revenues misaligned with the UN SDGs. A company qualifying as sustainable investment through this criteria can for example contribute to the following objectives:
 - a. Environmental: sustainable agriculture, sustainable management of water and sanitation, sustainable and modern energy, sustainable economic growth, sustainable infrastructure, sustainable cities, sustainable consumption and production patterns, fight against climate change, conservation and sustainable use of oceans, seas and marine resources, protection, restoration and sustainable use of terrestrial ecosystems, sustainable management of forests, fight against desertification, land degradation and biodiversity loss;

- b. Social: no poverty, zero hunger, food security, healthy lives and well-being at all ages, inclusive and equitable quality education and lifelong learning opportunities, gender equality, women and girls empowerment, availability of water and sanitation, access to affordable, reliable and modern energy, inclusive and sustainable economic growth, full and productive employment and decent work, resilient infrastructure, inclusive and sustainable industrialization, reduced inequality, inclusive, safe and resilient cities and human settlements, peaceful and inclusive societies, access to justice and effective, accountable and inclusive institutions, global partnership for sustainable development.
3. A company operating in a high GHG emission sector that is transitioning its business model to align with the objective of maintaining the global temperature rise below 1.5°C. A company qualifying as sustainable investment through this criteria can for example contribute to the following environmental objectives: GHG emissions reduction, fight against climate change;
4. A company with best-in-class environmental or social practices compared to its peers within the relevant sector and geographical region. The E or S best performer assessment is based on the BNPP AM ESG scoring methodology. The methodology scores companies and assesses them against a peer group comprising companies in comparable sectors and geographical regions. A company with a contribution score above 10 on the Environmental or Social pillar qualifies as best performer. A company qualifying as sustainable investment through this criteria can for example contribute to the following objectives:
 - a. Environmental: fight against climate change, environmental risk management, sustainable management of natural resources, waste management, water management, GHG emissions reduction, renewable energy, sustainable agriculture, green infrastructure;
 - b. Social: health and safety, human capital management, good external stakeholder management (supply chain, contractors, data), business ethics preparedness, good corporate governance.

Green bonds, social bonds and sustainability bonds issued to support specific environmental and/or social projects are also qualified as sustainable investments provided that these debt securities receive an investment recommendation "POSITIVE" or "NEUTRAL" from the Sustainability Center following the issuer and underlying project assessment based on a proprietary Green/Social/Sustainability Bond Assessment methodology.

Companies identified as a sustainable investment should not significantly harm any other environmental or social objectives (the Do No Significant Harm "DNSH" principle) and should follow good governance practices. BNP Paribas Asset Management (BNPP AM) uses its proprietary methodology to assess all companies against these requirements

More information on the internal methodology can be found on the website of the investment manager: [Sustainability documents - BNPP AM Corporate English \(bnpparibas-am.com\)](https://www.bnpparibas-am.com/sustainability).

How do the sustainable investments that the financial product partially intends to make, not cause significant harm to any environmental or social sustainable investment objective?

Sustainable investments that the product partially intends to make, through investments into direct lines or internal active funds, should not significantly harm any environmental or social objective (DNSH Principle). In this respect, the investment manager commits to consider principal adverse impacts on sustainability factors by taking into account indicators for adverse impacts as defined in SFDR, and to not invest in companies that do not meet their fundamental obligations in line with the OECD Guidelines and the UN Guiding Principles on Business and Human Rights.

However, when investing through external funds and/or passive funds selected by the dedicated internal team, the investment manager relies on third-party asset manager and index providers assessment and reporting to perform the DNSH analysis in accordance with the regulatory requirements.

Principal adverse impacts are the most significant negative impacts of investment decisions on sustainability factors relating to environmental, social and employee matters, respect for human rights, anti-corruption and anti-bribery matters.

How have the indicators for adverse impacts on sustainability factors been taken into account?

The investment manager ensures that throughout its investment process, the financial product, through investments into direct lines or internal active funds, takes into account all the principal adverse impact indicators that are relevant to its investment strategy to select the sustainable investments that the financial product partially intends to make by systematically implementing the sustainable investment pillars defined in the BNP Paribas Asset Management Global Sustainability Strategy (GSS) into its investment process: RBC policy, ESG integration guidelines, Stewardship, the forward-looking vision - the '3Es' (Energy transition, Environmental sustainability, Equality & Inclusive Growth).

The RBC policy establishes a common framework across investments and economic activities that help identify industries and behaviours presenting a high risk of adverse impacts in violation of international norms. As part of the RBC Policy, sector policies provide a tailored approach to identify and prioritize principal adverse impacts based on the nature of the economic activity, and in many cases, the geography in which these economic activities take place.

The ESG Integration Guidelines includes a series of commitments, which are material to consideration of principal adverse sustainability impacts, and guides the internal ESG integration process. The proprietary ESG scoring framework includes an assessment of a number of adverse sustainability impacts caused by companies in which we invest. Outcome of this assessment may impact the valuation models as well as the portfolio construction depending on the severity and materiality of adverse impacts identified.

Thus, the Investment Manager considers principal adverse sustainability impacts throughout the investment process through the use of the internal ESG scores and construction of the portfolio with an improved ESG profile compared to its investment universe.

The Forward-looking perspective defines a set of objectives and developed performance indicators to measure how the researches, portfolios and commitments are aligned on three issues, the "3Es" (Energy transition, Environmental sustainability, Equality & inclusive growth) and thus support investment processes.

Furthermore, the Stewardship team regularly identifies adverse impacts through ongoing research, collaboration with other long-term investors, and dialogue with NGOs and other experts.

As regards the sustainable investments that the financial product intends to make, the following principal adverse sustainability impacts are taken into account:

Corporate mandatory indicators:

1. GreenHouse Gas (GHG) Emissions
2. Carbon footprint
3. GHG intensity of investee companies
4. Exposure to companies active in the fossil fuel sector
5. Share of non-renewable energy consumption and production
6. Energy consumption intensity per high impact climate sector
7. Activities negatively affecting biodiversity sensitive areas
8. Emissions to water
9. Hazardous waste ratio
10. Violations of UN Global Compact principles and Organisation for Economic Cooperation and Development (OECD) Guidelines for Multinational Enterprises
11. Lack of processes and compliance mechanisms to monitor compliance with UN Global Compact principles and OECD Guidelines for Multinational Enterprises
12. Unadjusted gender pay gap
13. Board gender diversity
14. Exposure to controversial weapons (anti-personnel mines, cluster munitions, chemical weapons and biological weapons)

Corporate voluntary indicators:

Environment

4. Investments in companies without carbon emission reduction initiatives

Social

4. Lack of a supplier code of conduct

9. Lack of a human rights policy

Sovereign mandatory indicators

15. GHG intensity

16. Investee countries subject to social violations

More detailed information on the manner in which principal adverse impacts on sustainability factors are considered can be found in the [BNP PARIBAS ASSET MANAGEMENT SFDR disclosure statement: sustainability risk integration and Principal Adverse Impacts considerations](#).

In addition, information on how the principal adverse impacts on sustainability factors have been considered over the year will be available in the annual report of the financial product.

However, when investing through external funds and/or passive funds selected by the dedicated internal team, the investment manager relies on third-party asset managers and index providers assessment and reporting for consideration of adverse impacts on sustainability factors.

— — — *How are the sustainable investments aligned with the OECD Guidelines for Multinational Enterprises and the UN Guiding Principles on Business and Human Rights? Details:*

The investment universe of the financial product, through investments into direct lines or internal active funds, is periodically screened with a view to identify issuers that are potentially in violation or at risk of violation of the UN Global Compact Principles, OECD Guidelines for Multinational Enterprises and UN Guiding Principles on Business & Human Rights, including the principles and rights set out in the eight fundamental conventions identified in the Declaration of the International Labour Organisation on Fundamental Principles and Rights at Work and the International Bill of Human Rights. This assessment is conducted within the BNPP AM Sustainability Centre on the basis of internal analysis and information provided by external experts, and in consultation with BNP Paribas Group CSR Team. If an issuer is found to be in serious and repeated violations of any of the principles, it will be placed on an "exclusion list" and will

not be available for investment. Existing investments should be divested from the portfolio according to an internal procedure. If an issuer is at risk of violating any of the principles, it is placed on a "watch list" monitored, as appropriate.

However, when investing through external funds and/or passive funds selected by the dedicated internal team, the investment manager relies on third-party asset managers and index providers assessment and reporting for alignment of sustainable investments with the above-mentioned international norms and conventions.

The EU Taxonomy sets out a “do not significant harm” principle by which Taxonomy-aligned investments should not significantly harm EU Taxonomy objectives and is accompanied by specific EU criteria.

The “do no significant harm” principle applies only to those investments underlying the financial product that take into account the EU criteria for environmentally sustainable economic activities. The investments underlying the remaining portion of this financial product do not take into account the EU criteria for environmentally sustainable economic activities.

Any other sustainable investments must also not significantly harm any environmental or social objectives.



Does this financial product consider principal adverse impacts on sustainability factors?

Yes

The product considers some principal adverse impacts on sustainability factors. When investing through external funds and/or passive funds selected by the dedicated internal team, the investment manager relies on third-party asset managers and index providers assessment and reporting for consideration of adverse impacts on sustainability factors.

On the other hand, all its investments into direct lines or internal active funds systematically implement the sustainable investment pillars defined in the GSS into the financial product's investment process. These pillars are covered by firm-wide policies that set criteria to identify, consider and prioritise as well as address or mitigate adverse sustainability impacts caused by issuers.

The RBC policy establishes a common framework across investments and economic activities that help identify industries and behaviours presenting a high risk of adverse impacts in violation of international norms. As part of the RBC Policy, sector policies provide a tailored approach to identify and prioritize principal adverse impacts based on the nature of the economic activity, and in many cases, the geography in which these economic activities take place.

The ESG Integration Guidelines includes a series of commitments, which are material to consideration of principal adverse sustainability impacts, and guides the internal ESG integration process. The proprietary ESG scoring framework includes an assessment of a number of adverse sustainability impacts caused by companies in which we invest. Outcome of this assessment may impact the valuation models as well as the portfolio construction depending on the severity and materiality of adverse impacts identified.

Thus, the Investment Manager considers principal adverse sustainability impacts throughout the investment process through the use of the internal ESG scores and construction of the portfolio with an improved ESG profile compared to its investment universe.

The Forward-looking perspective defines a set of objectives and developed performance indicators to measure how the researches, portfolios and commitments are aligned on three issues, the “3Es” (Energy transition, Environmental sustainability, Equality & inclusive growth) and thus support investment processes.

Furthermore, the Stewardship team regularly identifies adverse impacts through ongoing research, collaboration with other long-term investors, and dialogue with NGOs and other experts.

Actions to address or mitigate principal adverse sustainability impacts depend on the severity and materiality of these impacts. These actions are guided by the RBC Policy, ESG Integration Guidelines, and Engagement and Voting Policy which include the following provisions:

- Exclusion of issuers that are in violation of international norms and conventions and issuers that are involved in activities presenting an unacceptable risk to society and/or the environment;
- Engagement with issuers with the aim of encouraging them to improve their environmental, social and governance practices and, thus, mitigate potential adverse impacts;
- In case of equity holdings, voting at Annual General Meetings of companies the portfolio is invested in to promote good governance and advance environmental and social issues;
- Ensuring all securities included in the portfolio have supportive ESG research.
- Managing portfolios so that their aggregate ESG score is better than the relevant benchmark or universe.

Based on the above approach, and depending on the composition of the financial product's portfolio (i.e. the type of issuer), the financial product considers and addresses or mitigates the following principal adverse sustainability impacts:

Corporate mandatory indicators:

4. Exposure to companies active in the fossil fuel sector

10. Violations of UN Global Compact principles and Organisation for Economic Cooperation and Development (OECD) Guidelines for Multinational Enterprises

14. Exposure to controversial weapons (anti-personnel mines, cluster munitions, chemical weapons and biological weapons)

More detailed information on the manner in which principal adverse impacts on sustainability factors are considered can be found in the [BNP PARIBAS ASSET MANAGEMENT SFDR disclosure statement: sustainability risk integration and Principal Adverse Impacts considerations](#).

In addition, information on how the principal adverse impacts on sustainability factors have been considered over the year will be available in the annual report of the financial product.

No



What investment strategy does this financial product follow?

To achieve the investment objective of the financial product, Environmental, Social and Governance (ESG) criteria that it promotes are taken into account at each step of the investment process .

For internal investments, the Investment Manager integrates the ESG score into the fundamental analysis and valuation of issuers. The ESG score is built by BNP Paribas Asset Management's Sustainability Centre using a proprietary ESG scoring methodology.

While investing in external funds and/or passive funds selected by the dedicated internal team, the used ESG criteria are defined in the framework of the proprietary ESG methodology of the third-party asset manager and/or index provider.

Then the binding elements of the investment strategy described in the question below are constantly integrated to construct an investment portfolio with an improved ESG profile compared to its investment universe.

In addition, issuers that contribute to environmental and/or social objectives will be selected in accordance with sustainable investment methodologies disclosed in the answer to the question *What are the objectives of the sustainable investments that the financial product partially intends*

The investment strategy guides investment decisions based on factors such as investment objectives and risk tolerance.

to make and how does the sustainable investments contribute to such objectives.

The elements of the investment strategy to attain the environmental or social characteristics promoted by this financial product as described below are systematically integrated throughout the investment process.

● ***What are the binding elements of the investment strategy used to select the investments to attain each of the environmental or social characteristics promoted by this financial product?***

- The financial product shall invest directly or through internal funds in compliance with the RBC Policy by excluding companies involved in controversies due to poor practices related to human and labor rights, environment, and corruption, as well as companies operating in sensitive sectors (tobacco, coal, controversial weapons, asbestos,...), as these companies are deemed to be in violation of international norms, or to cause unacceptable harm to society and/or the environment;

More information on the RBC Policy, and in particular criteria relating to sectoral exclusions, can be found on the website of the investment manager: [Sustainability documents - BNPP AM Corporate English \(bnpparibas-am.com\)](https://www.bnpparibas-am.com) ;

- The financial product shall invest, through internal and/or external active and/or passive funds, at least 75% of its assets funds categorised as Article 8 and Article 9 under the SFDR regulation;
- The financial product shall invest at least 20% of its assets in “sustainable investments” as defined in Article 2 (17) of the SFDR regulation. Criteria to qualify an investment as “sustainable investment” are indicated in the above question “*What are the objectives of the sustainable investments that the financial product partially intends to make and does the sustainable investments contribute to such objectives*” and the quantitative and qualitative thresholds are mentioned in the main part of the Prospectus.

● ***What is the committed minimum rate to reduce the scope of the investments considered prior to the application of that investment strategy?***

The financial product does not commit to a minimum rate of reduction of the scope of investments prior to the application of its investment strategy.

● ***What is the policy to assess good governance practices of the investee companies?***

When investing through direct lines or internal active funds, the investment manager relies on its internal proprietary assessment of good governance practices of the investee companies performed by the BNP Paribas Asset Management’s Sustainability Centre as described below.

The ESG scoring framework assesses corporate governance through a core set of standard key performance indicators for all sectors supplemented by sector specific metrics.

The governance metrics and indicators to assess good governance practices such as sound management structures, employee relations, remuneration of staff and tax compliance include but are not limited to:

- Separation of power (e.g. Split CEO/Chair),
- Board diversity,
- Executive pay (remuneration policy),
- Board Independence, and key committees independence
- Accountability of directors,
- Financial expertise of the Audit Committee,

Good governance practices include sound management structures, employee relations, remuneration of staff and tax compliance.

- Respect of shareholders rights and absence of antitakeover devices
- The presence of appropriate policies (i.e. Bribery and corruption, whistleblower),
- Tax disclosure,
- An assessment of prior negative incidents relating to governance.

The ESG analysis goes beyond the framework to look at a more qualitative assessment of how the insights from our ESG model are reflected in the culture and operations of investee companies. In some cases, the ESG analysts will conduct due diligence meetings to better understand the company's approach to corporate governance.

However, when investing through external funds and/or passive funds, selected by the dedicated internal team, the investment manager relies on third-party asset managers and index providers to assess good governance practices of the investee companies.



What is the asset allocation planned for this financial product?

Asset allocation describes the share of investments in specific assets.

At least 75% of the investments of the financial product will be used to meet the environmental or social characteristics promoted, in accordance with the binding elements of the investment strategy of the financial product.

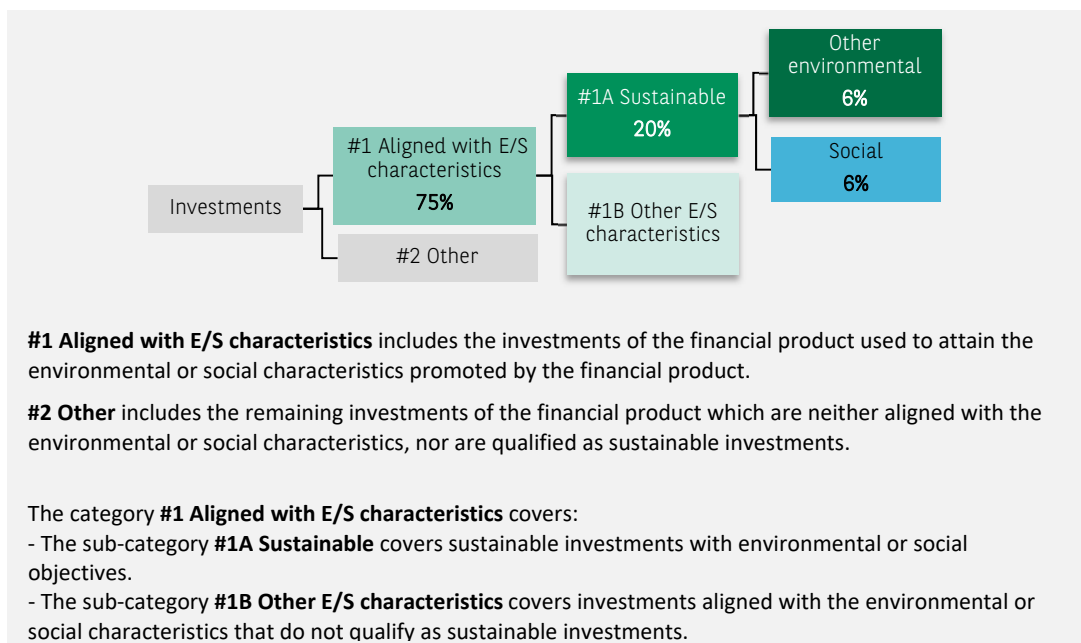
For the avoidance of doubt, such a proportion is solely a minimum commitment and the real percentage of the investments of the financial product that attained the promoted environmental or social characteristics will be available in the annual report.

The minimum proportion of sustainable investments of the financial product is 20%.

The remaining proportion of the investments is mainly used as described under the question: "What investments are included under "#2 Other", what is their purpose and are there any minimum environmental or social safeguards?"

Taxonomy-aligned activities are expressed as a share of:

- **turnover** reflecting the share of revenue from green activities of investee companies
- **capital expenditure** (CapEx) showing the green investments made by investee companies, e.g. for a transition to a green economy.
- **operational expenditure** (OpEx) reflecting green operational activities of investee companies.



- *How does the use of derivatives attain the environmental or social characteristics promoted by the financial product?*

Financial derivative instruments may be used for efficient portfolio management and/or hedging and/or investment purposes. These instruments are not used to attain the environmental or social characteristics promoted by the product.



To what minimum extent are sustainable investments with an environmental objective aligned with the EU Taxonomy?

Not applicable.

- **Does the financial product invest in fossil gas and/or nuclear energy related activities that comply with the EU Taxonomy¹?**

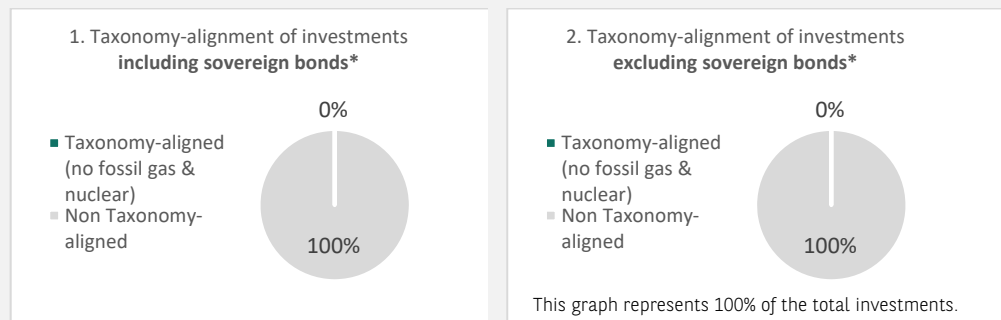
Yes:

In fossil gas

In nuclear energy

No

The two graphs below show in green the minimum percentage of investments that are aligned with the EU Taxonomy. As there is no appropriate methodology to determine the Taxonomy-alignment of sovereign bonds, the first graph shows the Taxonomy alignment in relation to all the investments of the financial product including sovereign bonds, while the second graph shows the Taxonomy alignment only in relation to the investments of the financial product other than sovereign bonds.*



* For the purpose of these graphs, 'sovereign bonds' consist of all sovereign exposures

- **What is the minimum share of investments in transitional and enabling activities?**

¹ Fossil gas and/or nuclear related activities will only comply with the EU Taxonomy where they contribute to limiting climate change ("climate change mitigation") and do not significantly harm an EU Taxonomy objective –see explanatory note in the left hand margin. The full criteria for fossil gas and nuclear energy economic activities that comply with the EU Taxonomy are laid down in Commission Delegated Regulation (EU) 2022/1214.

Not applicable.



What is the minimum share of sustainable investments with an environmental objective that are not aligned with the EU Taxonomy?

The minimum share of sustainable investments with an environmental objective that are not aligned with the EU Taxonomy is 6%.

The minimum share is intentionally low as the objective of the investment manager is not to prevent the product from investing in funds exposed to taxonomy-aligned activities within the framework of the investment strategy of the product.

The Management Company is improving its Taxonomy-alignment data collection to ensure the accuracy and suitability of its Taxonomy sustainability-related disclosures. In the meantime, the financial product will invest in funds exposed to sustainable investments with an environmental objective that are not aligned with the EU Taxonomy.



What is the minimum share of socially sustainable investments?

The minimum share of socially sustainable investments within the financial product is 6%.



What investments are included under “#2 Other”, what is their purpose and are there any minimum environmental or social safeguards?

The remaining proportion of the investments may include :

- For direct lines or internal funds, the proportion of assets the proportion of assets that are not used to meet the environmental or social characteristics promoted by the financial product. These assets are used for investment purposes, or
- For external funds, the proportion of assets that do not attain the minimum standard to meet environmental or social characteristics promoted by the underlying fund, according to third-party asset managers and index providers reporting, or
- instruments which are mainly used for liquidity, efficient portfolio management, and/or hedging purposes, notably cash, deposits and derivatives.

In any case, the investment manager will ensure that those investments are made while maintaining the improvement of the ESG profile of the financial product. In addition, those investments are made in compliance with our internal processes, including the following minimum environmental or social safeguards:

- the risk management policy. The risk management policy comprises procedures as are necessary to enable the management company to assess for each financial product it manages the exposure of that product to market, liquidity, sustainability and counterparty risks. And
- the RBC policy, where applicable, through the exclusion of companies involved in controversies due to poor practices related to human and labour rights, environment, and corruption, as well as companies operating in sensitive sectors (tobacco, coal, controversial weapons, asbestos,...), as these companies are deemed to be in violation of international norms, or to cause unacceptable harm to society and/or the environment.

are sustainable investments with an environmental objective that **do not take into account the criteria** for environmentally sustainable economic activities under the EU Taxonomy.



Is a specific index designated as a reference benchmark to determine whether this financial product is aligned with the environmental and/or social characteristics that it promotes?

No reference benchmark has been designated for the purpose of attaining the environmental or social characteristics promoted by the financial product.

- *How is the reference benchmark continuously aligned with each of the environmental or social characteristics promoted by the financial product?*

Not applicable

- *How is the alignment of the investment strategy with the methodology of the index ensured on a continuous basis?*

Not applicable

- *How does the designated index differ from a relevant broad market index?*

Not applicable

- *Where can the methodology used for the calculation of the designated index be found?*

Not applicable

Reference benchmarks are indexes to measure whether the financial product attains the environmental or social characteristics that they promote.



Where can I find more product specific information online?

More product-specific information can be found on the website: www.bnpparibas-am.com after choosing the relevant country and directly in the section "Sustainability-related disclosures" dedicated to the product.

Template pre-contractual disclosure for the financial products referred to in Article 8, paragraphs 1, 2 and 2a, of Regulation (EU) 2019/2088 and Article 6, first paragraph, of Regulation (EU) 2020/852

Sustainable investment means an investment in an economic activity that contributes to an environmental or social objective, provided that the investment does not significantly harm any environmental or social objective and that the investee companies follow good governance practices.

The **EU Taxonomy** is a classification system laid down in Regulation (EU) 2020/852, establishing a list of **environmentally sustainable economic activities**. That Regulation does not lay down a list of socially sustainable economic activities. Sustainable investments with an environmental objective might be aligned with the Taxonomy or not.

Product name : **BNP PARIBAS FUNDS TURKEY EQUITY**

Legal Entity Identifier : 549300HW4YF2921JR655

Environmental and/or social characteristics

Does this financial product have a sustainable investment objective?	
<input checked="" type="radio"/> <input type="radio"/> Yes	<input checked="" type="radio"/> <input type="radio"/> No
<input type="checkbox"/> It will make a minimum of sustainable investments with an environmental objective: ____%	<input type="checkbox"/> It promotes Environmental/Social (E/S) characteristics and while it does not have as its objective a sustainable investment, it will have a minimum proportion of 0% of sustainable investments
<input type="checkbox"/> in economic activities that qualify as environmentally sustainable under the EU Taxonomy	<input type="checkbox"/> with an environmental objective in economic activities that qualify as environmentally sustainable under the EU Taxonomy
<input type="checkbox"/> in economic activities that do not qualify as environmentally sustainable under the EU Taxonomy	<input type="checkbox"/> with an environmental objective in economic activities that do not qualify as environmentally sustainable under the EU Taxonomy
<input type="checkbox"/> It will make a minimum of sustainable investments with a social objective: ____%	<input type="checkbox"/> with a social objective
	<input checked="" type="checkbox"/> It promotes E/S characteristics, but will not make any sustainable investments



What environmental and/or social characteristics are promoted by this financial product?

The financial product promotes environmental and social characteristics by assessing underlying investments against Environmental, Social, and Governance (ESG) criteria using an ESG internal proprietary methodology, and by investing in issuers that demonstrate good environmental and social practices, while implementing robust corporate governance practices within their sector of activity.

The ESG performance of an issuer is evaluated against a combination of environmental, social and governance factors which include but are not limited to:

- Environmental: energy efficiency, reduction of emissions of greenhouse gases (GHG), treatment of waste

- Social: respect of human rights and workers' rights, human resources management (workers' health and safety, diversity)
- Governance: Board of Directors independence, managers' remuneration, respect of minority shareholders rights

The exclusion criteria are applied with regard to issuers that are in violation of international norms and convention, or operate in sensitive sectors as defined by the Responsible Business Conduct Policy (RBC Policy).

No reference benchmark has been designated for the purpose of attaining the environmental or social characteristics promoted by the financial product.

Sustainability indicators measure how the environmental or social characteristics promoted by the financial product are attained.

● **What sustainability indicators are used to measure the attainment of each of the environmental or social characteristics promoted by this financial product?**

The following sustainability indicators are used to measure the attainment of the environmental and social characteristics promoted by the financial product:

- The percentage of the financial product's portfolio compliant with the RBC Policy
- The percentage of the financial product's portfolio covered by ESG analysis based on the ESG internal proprietary methodology
- The weighted average ESG score of the financial product's portfolio compared to the weighted average ESG score of its investment universe, as defined in the Prospectus

● **What are the objectives of the sustainable investments that the financial product partially intends to make and how does the sustainable investment contribute to such objectives?**

The financial product does not intend to make any sustainable investment.

● **How do the sustainable investments that the financial product partially intends to make, not cause significant harm to any environmental or social sustainable investment objective?**

The financial product does not intend to make any sustainable investment.

Principal adverse impacts are the most significant negative impacts of investment decisions on sustainability factors relating to environmental, social and employee matters, respect for human rights, anti-corruption and anti-bribery matters.

How have the indicators for adverse impacts on sustainability factors been taken into account?

Not applicable

How are the sustainable investments aligned with the OECD Guidelines for Multinational Enterprises and the UN Guiding Principles on Business and Human Rights?

Not applicable

The EU Taxonomy sets out a 'do not significant harm' principle by which Taxonomy-aligned investments should not significantly harm EU Taxonomy objectives and is accompanied by specific EU criteria.

The 'do no significant harm' principle applies only to those investments underlying the financial product that take into account the EU criteria for environmentally sustainable economic activities. The investments underlying the remaining portion of this financial product do not take into account the EU criteria for environmentally sustainable economic activities.

Any other sustainable investments must also not significantly harm any environmental or social objectives.





Does this financial product consider principal adverse impacts on sustainability factors?

Yes

The product considers principal adverse impacts on sustainability factors by systematically implementing the sustainable investment pillars defined in the GSS into its investment process. These pillars are covered by firm-wide policies that set criteria to identify, consider and prioritise as well as address or mitigate adverse sustainability impacts caused by issuers.

The RBC policy establishes a common framework across investments and economic activities that help identify industries and behaviours presenting a high risk of adverse impacts in violation of international norms. As part of the RBC Policy, sector policies provide a tailored approach to identify and prioritize principal adverse impacts based on the nature of the economic activity, and in many cases, the geography in which these economic activities take place.

The ESG Integration Guidelines includes a series of commitments, which are material to consideration of principal adverse sustainability impacts, and guides the internal ESG integration process. The proprietary ESG scoring framework includes an assessment of a number of adverse sustainability impacts caused by companies in which we invest. Outcome of this assessment may impact the valuation models as well as the portfolio construction depending on the severity and materiality of adverse impacts identified.

Thus, the Investment Manager considers principal adverse sustainability impacts throughout the investment process through the use of the internal ESG scores and construction of the portfolio with an improved ESG profile compared to its investment universe.

The Forward-looking perspective defines a set of objectives and developed performance indicators to measure how the researches, portfolios and commitments are aligned on three issues, the '3Es' (Energy transition, Environmental sustainability, Equality & inclusive growth) and thus support investment processes.

Furthermore, the Stewardship team regularly identifies adverse impacts through ongoing research, collaboration with other long-term investors, and dialogue with NGOs and other experts.

Actions to address or mitigate principal adverse sustainability impacts depend on the severity and materiality of these impacts. These actions are guided by the RBC Policy, ESG Integration Guidelines, and Engagement and Voting Policy which include the following provisions :

- Exclusion of issuers that are in violation of international norms and conventions and issuers that are involved in activities presenting an unacceptable risk to society and/or the environment
- Engagement with issuers with the aim of encouraging them to improve their environmental, social and governance practices and, thus, mitigate potential adverse impacts
- In case of equity holdings, voting at Annual General Meetings of companies the portfolio is invested in to promote good governance and advance environmental and social issues
- Ensuring all securities included in the portfolio have supportive ESG research
- Managing portfolios so that their aggregate ESG score is better than the relevant benchmark or universe

Based on the above approach, and depending on the composition of the financial product's portfolio (i.e. the type of issuer), the financial product considers and addresses or mitigates the following principal adverse sustainability impacts:

Corporate mandatory indicators:

1. GreenHouse Gas (GHG) Emissions
2. Carbon footprint
3. GHG intensity of investee companies
4. Exposure to companies active in the fossil fuel sector
5. Share of non-renewable energy consumption and production
6. Energy consumption intensity per high impact climate sector



7. Activities negatively affecting biodiversity sensitive areas
8. Emissions to water
9. Hazardous waste ratio
10. Violations of UN Global Compact principles and Organisation for Economic Cooperation and Development (OECD) Guidelines for Multinational Enterprises
11. Lack of processes and compliance mechanisms to monitor compliance with UN Global Compact principles and OECD Guidelines for Multinational Enterprises
12. Unadjusted gender pay gap
13. Board gender diversity
14. Exposure to controversial weapons (anti-personnel mines, cluster munitions, chemical weapons and biological weapons)

Corporate voluntary indicators:

Environment

4. Investments in companies without carbon emission reduction initiatives

Social

4. Lack of a supplier code of conduct
9. Lack of a human rights policy

Sovereign mandatory indicator:

15. GHG intensity
16. Investee countries subject to social violations

More detailed information on the manner in which principal adverse impacts on sustainability factors are considered can be found in the BNP PARIBAS ASSET MANAGEMENT SFDR disclosure statement: <https://docfinder.bnpparibas-am.com/api/files/874ADAE2-3EE7-4AD4-BOED-84FC06E090BF>
In addition, information on how the principal adverse impacts on sustainability factors have been considered over the year will be available in the annual report of the financial product.

No



What investment strategy does this financial product follow?

The investment strategy guides investment decisions based on factors such as investment objectives and risk tolerance.

To achieve the investment objective of the financial product, the investment manager takes into account at each step of its investment process the Environmental, Social and Governance (ESG) criteria that the financial product promotes.

The investment universe of the financial product is thoroughly screened with a view to identify issuers that are in violation of the UN Global Compact Principles, OECD Guidelines for Multinational Enterprises and UN Guiding Principles on Business & Human Rights.

Then the Investment Manager integrates ESG ratings and criteria into the assessment of issuers. ESG ratings are built by BNP Paribas Asset Management's Sustainability Centre using a proprietary ESG methodology.

The investment manager constantly integrates the binding elements of the investment strategy described in the question below to construct an investment portfolio with an improved ESG profile compared to its investment universe.

Environmental, social and governance (ESG) criteria contribute to, but are not a determining factor in, the manager's decision-making.

The elements of the investment strategy to attain the environmental or social characteristics promoted by this financial product as described below are systematically integrated throughout the investment process.

- **What are the binding elements of the investment strategy used to select the investments to attain each of the environmental or social characteristics promoted by this financial product?**

- The financial product shall comply with the RBC Policy by excluding companies involved in controversies due to poor practices related to human and labor rights, environment, and corruption, as well as



companies operating in sensitive sectors (tobacco, coal, controversial weapons, asbestos,...), as these companies are deemed to be in violation of international norms, or to cause unacceptable harm to society and/or the environment.

More information on the RBC Policy, and in particular criteria relating to sectoral exclusions, can be found on the website of the investment manager: Sustainability documents - BNPP AM Corporate English (<https://www.bnpparibas-am.com/sustainability-documents/>)

- The financial product shall have the weighted average ESG score of its portfolio higher than the weighted average ESG score of its investment universe, as defined in the Prospectus

- The financial product shall have at least 75% of its assets (excluding ancillary liquid assets) covered by the ESG analysis based on the ESG internal proprietary methodology

● **What is the committed minimum rate to reduce the scope of the investments considered prior to the application of that investment strategy?**

The financial product does not commit to a reduction of the scope of investments prior to the application of its investment strategy.

● **What is the policy to assess good governance practices of the investee companies?**

The ESG scoring framework assesses corporate governance through a core set of standard key performance indicators for all sectors supplemented by sector specific metrics. The governance metrics and indicators to assess good governance practices such as sound management structures, employee relations, remuneration of staff and tax compliance include but are not limited to:

- Separation of power (e.g. Split CEO/Chair)
- Board diversity
- Executive pay (remuneration policy)
- Board Independence, and key committees independence
- Accountability of directors
- Financial expertise of the Audit Committee
- Respect of shareholders rights and absence of antitakeover devices
- The presence of appropriate policies (i.e. Bribery and corruption, whistleblower)
- Tax disclosure
- An assessment of prior negative incidents relating to governance

The ESG analysis goes beyond the framework to look at a more qualitative assessment of how the insights from our ESG model are reflected in the culture and operations of investee companies. In some cases, the ESG analysts will conduct due diligence meetings to better understand the company's approach to corporate governance.

Good governance practices include sound management structures, employee relations, remuneration of staff and tax compliance.



What is the asset allocation planned for this financial product?

Asset allocation describes the share of investments in specific assets.

At least 30% of the investments of the financial product will be used to meet the environmental or social characteristics promoted, in accordance with the binding elements of the investment strategy of the financial product.

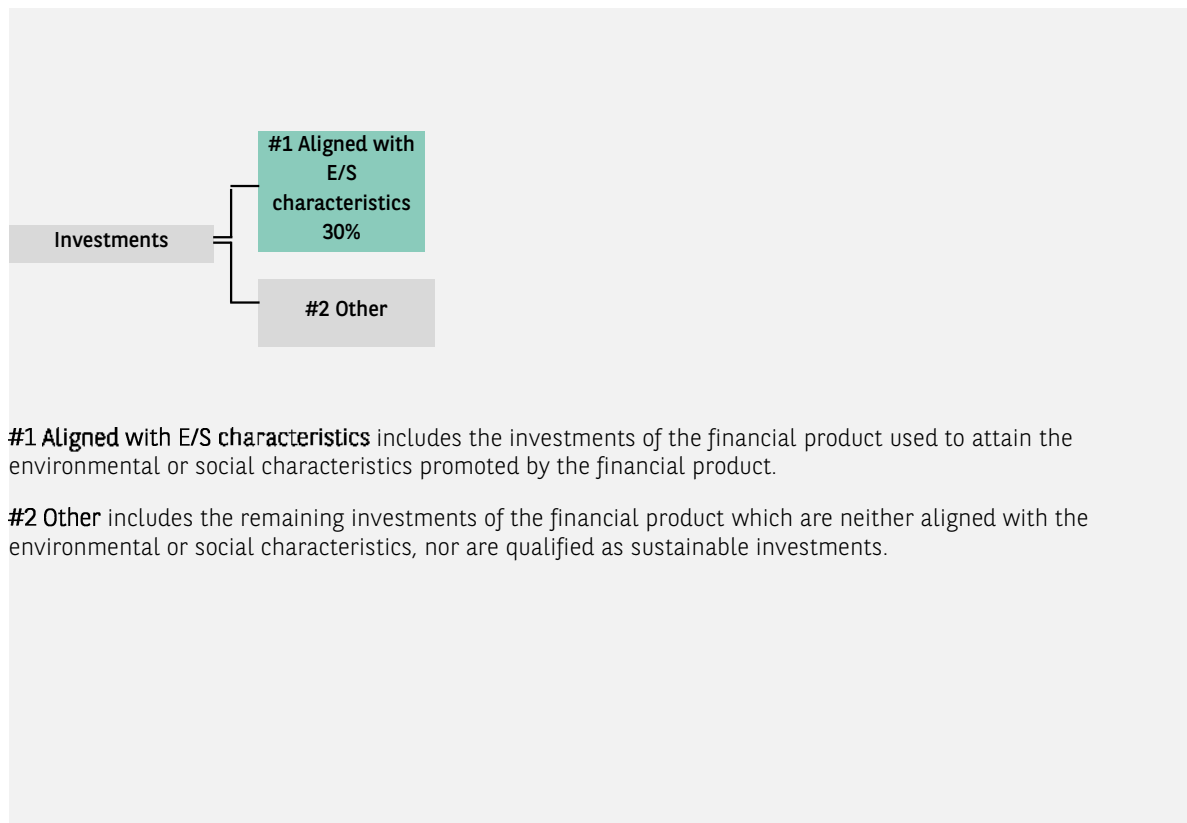
Taxonomy-aligned activities are expressed as a share of:
- **turnover** reflecting the share of revenue from green activities of investee companies.
- **capital expenditure** (CapEx) showing the green investments made by investee

For the avoidance of doubt, such a proportion is solely a minimum and the exact percentage of the investments of the financial product that attained the promoted environmental or social characteristics will be available in the annual report.

The minimum proportion of sustainable investments of the financial product is 0%.

The remaining proportion of the investments is mainly used as described under the question: "What investments are included under "#2 Other", what is their purpose and are there any minimum environmental or social safeguards?"

companies, e.g. for a transition to a green economy.
- operational expenditure (OpEx) reflecting green operational activities of investee companies.



#1 Aligned with E/S characteristics includes the investments of the financial product used to attain the environmental or social characteristics promoted by the financial product.

#2 Other includes the remaining investments of the financial product which are neither aligned with the environmental or social characteristics, nor are qualified as sustainable investments.

● **How does the use of derivatives attain the environmental or social characteristics promoted by the financial product?**

Financial derivative instruments may be used for efficient portfolio management, hedging and/or investment purposes, if applicable. These instruments are not used to attain the environmental or social characteristics promoted by the product.



To what minimum extent are sustainable investments with an environmental objective aligned with the EU Taxonomy?

To comply with the EU Taxonomy, the criteria for **fossil gas** include limitations on emissions and switching to renewable power or low-carbon fuels by the end of 2035. For **nuclear energy**, the criteria include comprehensive safety and waste management rules

● **Does the financial product invest in fossil gas and/or nuclear energy related activities that comply with the EU Taxonomy¹?**

Yes

In fossil gas In Nuclear Energy

No

¹ -Fossil gas and/or nuclear related activities will only comply with the EU Taxonomy where they contribute to limiting climate change ("climate change mitigation") and do not significantly harm any EU Taxonomy objective - see explanatory note in the left hand margin. The full criteria for fossil gas and nuclear energy economic activities that comply with the EU Taxonomy are laid down in Commission Delegated Regulation (EU) 2022/1214.

Enabling activities directly enable other activities to make a substantial contribution to an environmental objective. **Transitional activities** are activities for which low-carbon alternatives are not yet available and among others have greenhouse gas emission levels corresponding to the best performance.

The two graphs below show in green the minimum percentage of investments that are aligned with the EU Taxonomy. As there is no appropriate methodology to determine the Taxonomy-alignment of sovereign bonds*, the first graph shows the Taxonomy-alignment in relation to all the investments of the financial product including sovereign bonds, while the second graph shows the Taxonomy-alignment only in relation to the investments of the financial product other than sovereign bonds.



* For the purpose of these graphs, 'sovereign bonds' consist of all sovereign exposures

● **What is the minimum share of investments in transitional and enabling activities?**

Not applicable

are sustainable investments with an environmental objective that **do not take into account the criteria** for environmentally sustainable economic activities under the EU Taxonomy.

● **What is the minimum share of sustainable investments with an environmental objective that are not aligned with the EU Taxonomy?**

Not applicable

● **What is the minimum share of socially sustainable investments?**

Not applicable

● **What investments are included under '#2 Other', what is their purpose and are there any minimum environmental or social safeguards?**

The remaining proportion of the investments may include :

- The proportion of assets that are not used to meet the environmental or social characteristics promoted by the financial product. These assets are used for investment purposes, or
- Instruments which are mainly used for liquidity, efficient portfolio management, and/or hedging purposes, notably cash, deposits and derivatives

In any case, the investment manager will ensure that those investments are made while maintaining the improvement of the ESG profile of the financial product. In addition, those investments are made in compliance with our internal processes, including the following minimum environmental or social safeguards:

- The risk management policy. The risk management policy comprises procedures as are necessary to enable the management company to assess for each financial product it manages the exposure of that product to market, liquidity, sustainability and counterparty risks. And
- The RBC policy, where applicable, through the exclusion of companies involved in controversies due to poor

practices related to human and labour rights, environment, and corruption, as well as companies operating in sensitive sectors (tobacco, coal, controversial weapons, asbestos,...), as these companies are deemed to be in violation of international norms, or to cause unacceptable harm to society and/or the environment



Is a specific index designated as a reference benchmark to determine whether this financial product is aligned with the environmental and/or social characteristics that it promotes?

Reference benchmarks are indexes to measure whether the financial product attains the environmental or social characteristics that they promote.

No reference benchmark has been designated for the purpose of attaining the environmental or social characteristics promoted by the financial product.

- **How is the reference benchmark continuously aligned with each of the environmental or social characteristics promoted by the financial product?**

Not applicable

- **How is the alignment of the investment strategy with the methodology of the index ensured on a continuous basis?**

Not applicable

- **How does the designated index differ from a relevant broad market index?**

Not applicable

- **Where can the methodology used for the calculation of the designated index be found?**

Not applicable



Where can I find more product specific information online?

More product-specific information can be found on the website: <https://www.bnpparibas-am.com/> after choosing the relevant country and directly in the section 'Sustainability-related disclosures' dedicated to the product.

Template pre-contractual disclosure for the financial products referred to in Article 8, paragraphs 1, 2 and 2a, of Regulation (EU) 2019/2088 and Article 6, first paragraph, of Regulation (EU) 2020/852

Sustainable investment means an investment in an economic activity that contributes to an environmental or social objective, provided that the investment does not significantly harm any environmental or social objective and that the investee companies follow good governance practices.

The **EU Taxonomy** is a classification system laid down in Regulation (EU) 2020/852, establishing a list of **environmentally sustainable economic activities**. That Regulation does not lay down a list of socially sustainable economic activities. Sustainable investments with an environmental objective might be aligned with the Taxonomy or not.

Product name : **BNP PARIBAS FUNDS US GROWTH**

Legal Entity Identifier : 549300QJ4LQOROSWXI10

Environmental and/or social characteristics

Does this financial product have a sustainable investment objective?	
<input checked="" type="radio"/> <input type="radio"/> Yes	<input checked="" type="radio"/> <input type="radio"/> No
<input type="checkbox"/> It will make a minimum of sustainable investments with an environmental objective: ____%	<input checked="" type="checkbox"/> It promotes Environmental/Social (E/S) characteristics and while it does not have as its objective a sustainable investment, it will have a minimum proportion of 25% of sustainable investments
<input type="checkbox"/> in economic activities that qualify as environmentally sustainable under the EU Taxonomy	<input type="checkbox"/> with an environmental objective in economic activities that qualify as environmentally sustainable under the EU Taxonomy
<input type="checkbox"/> in economic activities that do not qualify as environmentally sustainable under the EU Taxonomy	<input checked="" type="checkbox"/> with an environmental objective in economic activities that do not qualify as environmentally sustainable under the EU Taxonomy
<input type="checkbox"/> It will make a minimum of sustainable investments with a social objective: ____%	<input checked="" type="checkbox"/> with a social objective
	<input type="checkbox"/> It promotes E/S characteristics, but will not make any sustainable investments



What environmental and/or social characteristics are promoted by this financial product?

The financial product promotes environmental and social characteristics by assessing underlying investments against Environmental, Social, and Governance (ESG) criteria using an ESG internal proprietary methodology, and by investing in issuers that demonstrate good environmental and social practices, while implementing robust corporate governance practices within their sector of activity.

The ESG performance of an issuer is evaluated against a combination of environmental, social and governance factors which include but are not limited to:

- Environmental: energy efficiency, reduction of emissions of greenhouse gases (GHG), treatment of waste



- Social: respect of human rights and workers' rights, human resources management (workers' health and safety, diversity)
- Governance: Board of Directors independence, managers' remuneration, respect of minority shareholders rights

The exclusion criteria are applied with regard to issuers that are in violation of international norms and convention, or operate in sensitive sectors as defined by the Responsible Business Conduct Policy (RBC Policy).

Furthermore, the investment manager promotes better environmental and social outcomes through engagement with issuers and the exercise of voting rights according to the Stewardship policy, where applicable.

No reference benchmark has been designated for the purpose of attaining the environmental or social characteristics promoted by the financial product.

Sustainability indicators measure how the environmental or social characteristics promoted by the financial product are attained.

- **What sustainability indicators are used to measure the attainment of each of the environmental or social characteristics promoted by this financial product?**

The following sustainability indicators are used to measure the attainment of the environmental and social characteristics promoted by the financial product:

- The percentage of the financial product's portfolio compliant with the RBC Policy
- The percentage of the financial product's portfolio covered by ESG analysis based on the ESG internal proprietary methodology
- The weighted average ESG score of the financial product's portfolio compared to the weighted average ESG score of its investment universe, as defined in the Prospectus
- The percentage of the financial product's portfolio invested in 'sustainable investments' as defined in Article 2 (17) of the SFDR regulation

- **What are the objectives of the sustainable investments that the financial product partially intends to make and how does the sustainable investment contribute to such objectives?**

The objectives of the sustainable investments made by the financial product are to finance companies that contribute to environmental and/or social objectives through their products and services, as well as their sustainable practices.

The internal methodology, as defined in the main part of the Prospectus, integrates several criteria into its definition of sustainable investments that are considered to be core components to qualify a company as sustainable. These criteria are complementary to each other. In practice, a company must meet at least one of the criteria described below in order to be considered as contributing to an environmental or social objective:

1. A company with an economic activity aligned with the EU Taxonomy objectives. A company can be qualified as sustainable investment in case it has more than 20% of its revenues aligned with the EU Taxonomy. A company qualifying as sustainable investment through this criteria can for example contribute to the following environmental objectives: sustainable forestry, environmental restoration, sustainable manufacturing, renewable energy, water supply, sewerage, waste management and remediation, sustainable transportation, sustainable buildings, sustainable information and technology, scientific research for sustainable development;
2. A company with an economic activity contributing to one or more United Nations Sustainable Development goals (UN SDG) targets. A company can be qualified as sustainable investment in case it has more than 20% of its revenues aligned with the SDGs and less than 20% of its revenues misaligned with the UN SDGs. A company qualifying as sustainable investment through this criteria can for example contribute to the following objectives:
 - a. Environmental: sustainable agriculture, sustainable management of water and sanitation, sustainable and modern energy, sustainable economic growth, sustainable infrastructure, sustainable cities, sustainable consumption and production patterns, fight against climate change, conservation and sustainable use of oceans, seas and marine resources, protection, restoration and sustainable use of

terrestrial ecosystems, sustainable management of forests, fight against desertification, land degradation and biodiversity loss;

b. Social: no poverty, zero hunger, food security, healthy lives and well-being at all ages, inclusive and equitable quality education and lifelong learning opportunities, gender equality, women and girls empowerment, availability of water and sanitation, access to affordable, reliable and modern energy, inclusive and sustainable economic growth, full and productive employment and decent work, resilient infrastructure, inclusive and sustainable industrialization, reduced inequality, inclusive, safe and resilient cities and human settlements, peaceful and inclusive societies, access to justice and effective, accountable and inclusive institutions, global partnership for sustainable development.

3. A company operating in a high GHG emission sector that is transitioning its business model to align with the objective of maintaining the global temperature rise below 1.5°C. A company qualifying as sustainable investment through this criteria can for example contribute to the following environmental objectives: GHG emissions reduction, fight against climate change;

4. A company with best-in-class environmental or social practices compared to its peers within the relevant sector and geographical region. The E or S best performer assessment is based on the BNPP AM ESG scoring methodology. The methodology scores companies and assesses them against a peer group comprising companies in comparable sectors and geographical regions. A company with a contribution score above 10 on the Environmental or Social pillar qualifies as best performer. A company qualifying as sustainable investment through this criteria can for example contribute to the following objectives:

a. Environmental: fight against climate change, environmental risk management, sustainable management of natural resources, waste management, water management, GHG emissions reduction, renewable energy, sustainable agriculture, green infrastructure;

b. Social: health and safety, human capital management, good external stakeholder management (supply chain, contractors, data), business ethics preparedness, good corporate governance.

Green bonds, social bonds and sustainability bonds issued to support specific environmental and/or social projects are also qualified as sustainable investments provided that these debt securities receive an investment recommendation 'POSITIVE' or 'NEUTRAL' from the Sustainability Center following the issuer and underlying project assessment based on a proprietary Green/Social/Sustainability Bond Assessment methodology.

Companies identified as a sustainable investment should not significantly harm any other environmental or social objectives (the Do No Significant Harm 'DNSH' principle) and should follow good governance practices. BNP Paribas Asset Management (BNPP AM) uses its proprietary methodology to assess all companies against these requirements.

More information on the internal methodology can be found on the website of the investment manager: <https://docfinder.bnpparibas-am.com/api/files/14787511-CB33-49FC-B9B5-7E934948BE63>

● **How do the sustainable investments that the financial product partially intends to make, not cause significant harm to any environmental or social sustainable investment objective?**

Sustainable investments that the product partially intends to make should not significantly harm any environmental or social objective (DNSH Principle). In this respect, the investment manager commits to consider principal adverse impacts on sustainability factors by taking into account indicators for adverse impacts as defined in SFDR, and to not invest in companies that do not meet their fundamental obligations in line with the OECD Guidelines and the UN Guiding Principles on Business and Human Rights.

How have the indicators for adverse impacts on sustainability factors been taken into account?

The investment manager ensures that throughout its investment process, the financial product takes into all the account principal all the adverse impact indicators that are relevant to its investment strategy to select the sustainable investments that the financial product partially intends to make by systematically implementing the sustainable investment pillars defined in

Principal adverse impacts are the most significant negative impacts of investment decisions on sustainability factors relating to environmental, social and employee matters, respect for human rights, anti-corruption and anti-bribery matters.



the BNP Paribas Asset Management Global Sustainability Strategy (GSS) into its investment process : RBC policy, ESG integration guidelines, Stewardship, the forward-looking vision the '3Es' (Energy transition, Environmental sustainability, Equality & Inclusive Growth).

The RBC policy establishes a common framework across investments and economic activities that help identify industries and behaviours presenting a high risk of adverse impacts in violation of international norms. As part of the RBC Policy, sector policies provide a tailored approach to identify and prioritize principal adverse impacts based on the nature of the economic activity, and in many cases, the geography in which these economic activities take place.

The ESG Integration Guidelines includes a series of commitments, which are material to consideration of principal adverse sustainability impacts, and guides the internal ESG integration process. The proprietary ESG scoring framework includes an assessment of a number of adverse sustainability impacts caused by companies in which we invest. Outcome of this assessment may impact the valuation models as well as the portfolio construction depending on the severity and materiality of adverse impacts identified.

Thus, the Investment Manager considers principal adverse sustainability impacts throughout the investment process through the use of the internal ESG scores and construction of the portfolio with an improved ESG profile compared to its investment universe.

The Forward-looking perspective defines a set of objectives and developed performance indicators to measure how the researches, portfolios and commitments are aligned on three issues, the '3Es' (Energy transition, Environmental sustainability, Equality & inclusive growth) and thus support investment processes.

Furthermore, the Stewardship team regularly identifies adverse impacts through ongoing research, collaboration with other long-term investors, and dialogue with NGOs and other experts.

As regards the sustainable investments that the financial product intends to make, the following principal adverse sustainability impacts are taken into account:

Corporate mandatory indicators:

1. GreenHouse Gas (GHG) Emissions
2. Carbon footprint
3. GHG intensity of investee companies
4. Exposure to companies active in the fossil fuel sector
5. Share of non-renewable energy consumption and production
6. Energy consumption intensity per high impact climate sector
7. Activities negatively affecting biodiversity sensitive areas
8. Emissions to water
9. Hazardous waste ratio
10. Violations of UN Global Compact principles and Organisation for Economic Cooperation and Development (OECD) Guidelines for Multinational Enterprises
11. Lack of processes and compliance mechanisms to monitor compliance with UN Global Compact principles and OECD Guidelines for Multinational Enterprises
12. Unadjusted gender pay gap
13. Board gender diversity
14. Exposure to controversial weapons (anti-personnel mines, cluster munitions, chemical weapons and biological weapons)

Corporate voluntary indicators:

Environment

4. Investments in companies without carbon emission reduction initiatives

Social

4. Lack of a supplier code of conduct
9. Lack of a human rights policy

Sovereign mandatory indicator:

15. GHG intensity
16. Investee countries subject to social violations

More detailed information on the manner in which principal adverse impacts on sustainability factors are considered can be found in the BNP PARIBAS ASSET MANAGEMENT SFDR disclosure statement:

<https://docfinder.bnpparibas-am.com/api/files/874ADAE2-3EE7-4AD4-B0ED-84FC06E090BF>

In addition, information on how the principal adverse impacts on sustainability factors have been considered over the year will be available in the annual report of the financial product.

How are the sustainable investments aligned with the OECD Guidelines for Multinational Enterprises and the UN Guiding Principles on Business and Human Rights?

The investment universe of the financial product is periodically screened with a view to identify issuers that are potentially in violation or at risk of violation of the UN Global Compact Principles, OECD Guidelines for Multinational Enterprises and UN Guiding Principles on Business & Human Rights, including the principles and rights set out in the eight fundamental conventions identified in the Declaration of the International Labour Organisation on Fundamental Principles and Rights at Work and the International Bill of Human Rights. This assessment is conducted within the BNPP AM Sustainability Centre on the basis of internal analysis and information provided by external experts, and in consultation with BNP Paribas Group CSR Team. If an issuer is found to be in serious and repeated violations of any of the principles, it will be placed on an 'exclusion list' and will not be available for investment. Existing investments should be divested from the portfolio according to an internal procedure. If an issuer is at risk of violating any of the principles, it is placed on a 'watch list' monitored, as appropriate.

The EU Taxonomy sets out a 'do not significant harm' principle by which Taxonomy-aligned investments should not significantly harm EU Taxonomy objectives and is accompanied by specific EU criteria.

The 'do no significant harm' principle applies only to those investments underlying the financial product that take into account the EU criteria for environmentally sustainable economic activities. The investments underlying the remaining portion of this financial product do not take into account the EU criteria for environmentally sustainable economic activities.

Any other sustainable investments must also not significantly harm any environmental or social objectives.



Does this financial product consider principal adverse impacts on sustainability factors?

Yes

The product considers principal adverse impacts on sustainability factors by systematically implementing the sustainable investment pillars defined in the GSS into its investment process. These pillars are covered by firm-wide policies that set criteria to identify, consider and prioritise as well as address or mitigate adverse sustainability impacts caused by issuers.

The RBC policy establishes a common framework across investments and economic activities that help identify industries and behaviours presenting a high risk of adverse impacts in violation of international norms. As part of the RBC Policy, sector policies provide a tailored approach to identify and prioritize principal adverse impacts based on the nature of the economic activity, and in many cases, the geography in which these economic activities take place.

The ESG Integration Guidelines includes a series of commitments, which are material to consideration of principal adverse sustainability impacts, and guides the internal ESG integration process. The proprietary ESG scoring framework includes an assessment of a number of adverse sustainability impacts caused by companies in which we invest. Outcome of this assessment may impact the valuation models as well as the portfolio construction depending on the severity and materiality of adverse impacts identified.

Thus, the Investment Manager considers principal adverse sustainability impacts throughout the investment process through the use of the internal ESG scores and construction of the portfolio with an improved ESG profile compared to its investment universe.

The Forward-looking perspective defines a set of objectives and developed performance indicators to measure how the researches, portfolios and commitments are aligned on three issues, the '3Es' (Energy transition, Environmental sustainability, Equality & inclusive growth) and thus support investment processes.

Furthermore, the Stewardship team regularly identifies adverse impacts through ongoing research, collaboration with other long-term investors, and dialogue with NGOs and other experts.

Actions to address or mitigate principal adverse sustainability impacts depend on the severity and materiality of these impacts. These actions are guided by the RBC Policy, ESG Integration Guidelines, and Engagement and Voting Policy which include the following provisions :

- Exclusion of issuers that are in violation of international norms and conventions and issuers that are involved in activities presenting an unacceptable risk to society and/or the environment
- Engagement with issuers with the aim of encouraging them to improve their environmental, social and governance practices and, thus, mitigate potential adverse impacts
- In case of equity holdings, voting at Annual General Meetings of companies the portfolio is invested in to promote good governance and advance environmental and social issues
- Ensuring all securities included in the portfolio have supportive ESG research
- Managing portfolios so that their aggregate ESG score is better than the relevant benchmark or universe

Based on the above approach, and depending on the composition of the financial product's portfolio (i.e. the type of issuer), the financial product considers and addresses or mitigates the following principal adverse sustainability impacts:

Corporate mandatory indicators:

1. GreenHouse Gas (GHG) Emissions
2. Carbon footprint
3. GHG intensity of investee companies
4. Exposure to companies active in the fossil fuel sector
5. Share of non-renewable energy consumption and production
6. Energy consumption intensity per high impact climate sector



7. Activities negatively affecting biodiversity sensitive areas
8. Emissions to water
9. Hazardous waste ratio
10. Violations of UN Global Compact principles and Organisation for Economic Cooperation and Development (OECD) Guidelines for Multinational Enterprises
11. Lack of processes and compliance mechanisms to monitor compliance with UN Global Compact principles and OECD Guidelines for Multinational Enterprises
12. Unadjusted gender pay gap
13. Board gender diversity
14. Exposure to controversial weapons (anti-personnel mines, cluster munitions, chemical weapons and biological weapons)

Corporate voluntary indicators:

Environment

4. Investments in companies without carbon emission reduction initiatives

Social

4. Lack of a supplier code of conduct
9. Lack of a human rights policy

Sovereign mandatory indicator:

15. GHG intensity
16. Investee countries subject to social violations

More detailed information on the manner in which principal adverse impacts on sustainability factors are considered can be found in the BNP PARIBAS ASSET MANAGEMENT SFDR disclosure statement: <https://docfinder.bnpparibas-am.com/api/files/874ADAE2-3EE7-4AD4-BOED-84FC06E090BF>
In addition, information on how the principal adverse impacts on sustainability factors have been considered over the year will be available in the annual report of the financial product.

No



What investment strategy does this financial product follow?

The investment strategy guides investment decisions based on factors such as investment objectives and risk tolerance.

To achieve the investment objective of the financial product, the investment manager takes into account at each step of its investment process the Environmental, Social and Governance (ESG) criteria that the financial product promotes.

The investment universe of the financial product is thoroughly screened with a view to identify issuers that are in violation of the UN Global Compact Principles, OECD Guidelines for Multinational Enterprises and UN Guiding Principles on Business & Human Rights.

Then the Investment Manager integrates ESG ratings and criteria into the assessment of issuers. ESG ratings are built by BNP Paribas Asset Management's Sustainability Centre using a proprietary ESG methodology.

The investment manager constantly integrates the binding elements of the investment strategy described in the question below to construct an investment portfolio with an improved ESG profile compared to its investment universe.

Environmental, social and governance (ESG) criteria contribute to, but are not a determining factor in, the manager's decision-making.

The elements of the investment strategy to attain the environmental or social characteristics promoted by this financial product as described below are systematically integrated throughout the investment process.

- **What are the binding elements of the investment strategy used to select the investments to attain each of the environmental or social characteristics promoted by this financial product?**

- The financial product shall comply with the RBC Policy by excluding companies involved in controversies due to poor practices related to human and labor rights, environment, and corruption, as well as

companies operating in sensitive sectors (tobacco, coal, controversial weapons, asbestos,...), as these companies are deemed to be in violation of international norms, or to cause unacceptable harm to society and/or the environment.

More information on the RBC Policy, and in particular criteria relating to sectoral exclusions, can be found on the website of the investment manager: Sustainability documents - BNPP AM Corporate English (<https://www.bnpparibas-am.com/sustainability-documents/>)

- The financial product shall have the weighted average ESG score of its portfolio higher than the weighted average ESG score of its investment universe, as defined in the Prospectus

- The financial product shall have at least 90% of its assets (excluding ancillary liquid assets) covered by the ESG analysis based on the ESG internal proprietary methodology

- The financial product shall invest at least 25% of its assets in 'sustainable investments' as defined in Article 2 (17) of the SFDR regulation. Criteria to qualify an investment as 'sustainable investment' are indicated in the above question 'What are the objectives of the sustainable investments that the financial product partially intends to make and does the sustainable investments contribute to such objectives' and the quantitative and qualitative thresholds are mentioned in the main part of the Prospectus

● What is the committed minimum rate to reduce the scope of the investments considered prior to the application of that investment strategy?

The financial product does not commit to a reduction of the scope of investments prior to the application of its investment strategy.

● What is the policy to assess good governance practices of the investee companies?

The ESG scoring framework assesses corporate governance through a core set of standard key performance indicators for all sectors supplemented by sector specific metrics. The governance metrics and indicators to assess good governance practices such as sound management structures, employee relations, remuneration of staff and tax compliance include but are not limited to:

- Separation of power (e.g. Split CEO/Chair)
- Board diversity
- Executive pay (remuneration policy)
- Board Independence, and key committees independence
- Accountability of directors
- Financial expertise of the Audit Committee
- Respect of shareholders rights and absence of antitakeover devices
- The presence of appropriate policies (i.e. Bribery and corruption, whistleblower)
- Tax disclosure
- An assessment of prior negative incidents relating to governance

The ESG analysis goes beyond the framework to look at a more qualitative assessment of how the insights from our ESG model are reflected in the culture and operations of investee companies. In some cases, the ESG analysts will conduct due diligence meetings to better understand the company's approach to corporate governance.

Good governance practices include sound management structures, employee relations, remuneration of staff and tax compliance.



What is the asset allocation planned for this financial product?

Asset allocation describes the share of investments in specific assets.

At least 80% of the investments of the financial product will be used to meet the environmental or social characteristics promoted, in accordance with the binding elements of the investment strategy of the financial product.

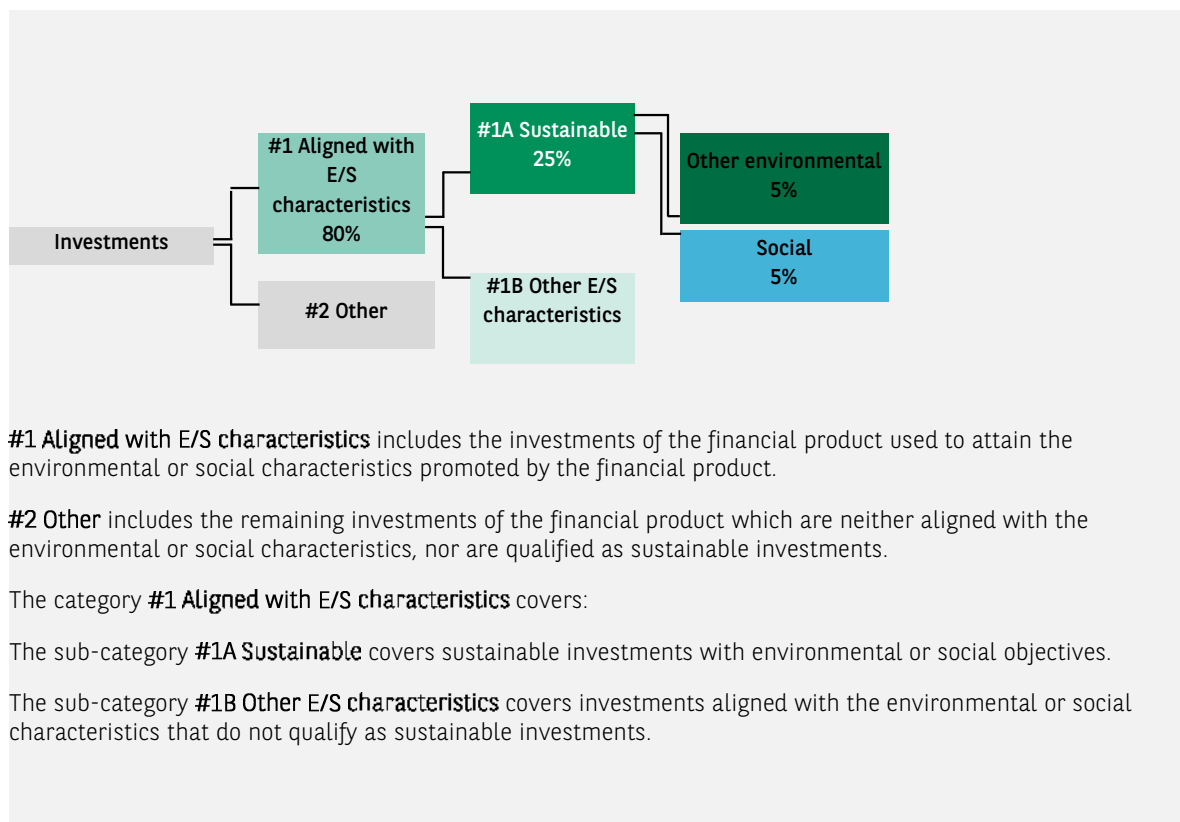
Taxonomy-aligned activities are expressed as a share of:

For the avoidance of doubt, such a proportion is solely a minimum and the exact percentage of the investments of the financial product that attained the promoted environmental or social characteristics will be available in the annual report.

The minimum proportion of sustainable investments of the financial product is 25%.

The remaining proportion of the investments is mainly used as described under the question: "What investments are included under "#2 Other", what is their purpose and are there any minimum environmental or social safeguards?"

- **turnover** reflecting the share of revenue from green activities of investee companies.
 - **capital expenditure** (CapEx) showing the green investments made by investee companies, e.g. for a transition to a green economy.
 - **operational expenditure** (OpEx) reflecting green operational activities of investee companies.



#1 Aligned with E/S characteristics includes the investments of the financial product used to attain the environmental or social characteristics promoted by the financial product.

#2 Other includes the remaining investments of the financial product which are neither aligned with the environmental or social characteristics, nor are qualified as sustainable investments.

The category **#1 Aligned with E/S characteristics** covers:

The sub-category **#1A Sustainable** covers sustainable investments with environmental or social objectives.

The sub-category **#1B Other E/S characteristics** covers investments aligned with the environmental or social characteristics that do not qualify as sustainable investments.

● **How does the use of derivatives attain the environmental or social characteristics promoted by the financial product?**

Financial derivative instruments may be used for efficient portfolio management, hedging and/or investment purposes, if applicable. These instruments are not used to attain the environmental or social characteristics promoted by the product.



To what minimum extent are sustainable investments with an environmental objective aligned with the EU Taxonomy?

Not applicable

● **Does the financial product invest in fossil gas and/or nuclear energy related activities that comply with the EU Taxonomy¹?**

Yes

In fossil gas In Nuclear Energy

No

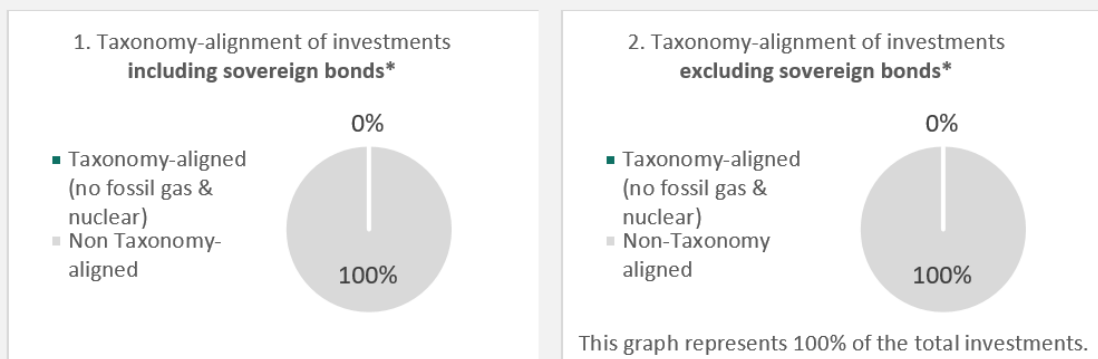
¹ - Fossil gas and/or nuclear related activities will only comply with the EU Taxonomy where they contribute to limiting climate change ("climate change mitigation") and do not significantly harm any EU Taxonomy objective - see explanatory note in the left hand margin. The full criteria for fossil gas and nuclear energy economic activities that comply with the EU Taxonomy are laid down in Commission Delegated Regulation (EU) 2022/1214.

To comply with the EU Taxonomy, the criteria for **fossil gas** include limitations on emissions and switching to renewable power or low-carbon fuels by the end of 2035. For **nuclear energy**, the criteria include comprehensive safety and waste management rules.



Enabling activities directly enable other activities to make a substantial contribution to an environmental objective. **Transitional activities** are activities for which low-carbon alternatives are not yet available and among others have greenhouse gas emission levels corresponding to the best performance.

The two graphs below show in green the minimum percentage of investments that are aligned with the EU Taxonomy. As there is no appropriate methodology to determine the Taxonomy-alignment of sovereign bonds*, the first graph shows the Taxonomy-alignment in relation to all the investments of the financial product including sovereign bonds, while the second graph shows the Taxonomy-alignment only in relation to the investments of the financial product other than sovereign bonds.



* For the purpose of these graphs, 'sovereign bonds' consist of all sovereign exposures

● **What is the minimum share of investments in transitional and enabling activities?**

Not applicable

are sustainable investments with an environmental objective that **do not take into account the criteria** for environmentally sustainable economic activities under the EU Taxonomy.

● **What is the minimum share of sustainable investments with an environmental objective that are not aligned with the EU Taxonomy?**

The minimum share of sustainable investments with an environmental objective that are not aligned with the EU Taxonomy is 5%.

The minimum share is intentionally low as the objective of the investment manager is not to prevent the product from investing in taxonomy-aligned activities within the framework of the investment strategy of the product.

The Management Company is improving its Taxonomy-alignment data collection to ensure the accuracy and suitability of its Taxonomy sustainability-related disclosures. In the meantime, the financial product will invest in sustainable investments with an environmental objective that are not aligned with the EU Taxonomy.

● **What is the minimum share of socially sustainable investments?**

The minimum share of socially sustainable investments within the financial product is 5%.

● **What investments are included under '#2 Other', what is their purpose and are there any minimum environmental or social safeguards?**

The remaining proportion of the investments may include :

- The proportion of assets that are not used to meet the environmental or social characteristics promoted by the financial product. These assets are used for investment purposes, or
- Instruments which are mainly used for liquidity, efficient portfolio management, and/or hedging purposes, notably cash, deposits and derivatives

In any case, the investment manager will ensure that those investments are made while maintaining the

improvement of the ESG profile of the financial product. In addition, those investments are made in compliance with our internal processes, including the following minimum environmental or social safeguards:

- The risk management policy. The risk management policy comprises procedures as are necessary to enable the management company to assess for each financial product it manages the exposure of that product to market, liquidity, sustainability and counterparty risks. And

- The RBC policy, where applicable, through the exclusion of companies involved in controversies due to poor practices related to human and labour rights, environment, and corruption, as well as companies operating in sensitive sectors (tobacco, coal, controversial weapons, asbestos,...), as these companies are deemed to be in violation of international norms, or to cause unacceptable harm to society and/or the environment



Is a specific index designated as a reference benchmark to determine whether this financial product is aligned with the environmental and/or social characteristics that it promotes?

Reference benchmarks are indexes to measure whether the financial product attains the environmental or social characteristics that they promote.

No reference benchmark has been designated for the purpose of attaining the environmental or social characteristics promoted by the financial product.

- **How is the reference benchmark continuously aligned with each of the environmental or social characteristics promoted by the financial product?**

Not applicable

- **How is the alignment of the investment strategy with the methodology of the index ensured on a continuous basis?**

Not applicable

- **How does the designated index differ from a relevant broad market index?**

Not applicable

- **Where can the methodology used for the calculation of the designated index be found?**

Not applicable



Where can I find more product specific information online?

More product-specific information can be found on the website: <https://www.bnpparibas-am.com/> after choosing the relevant country and directly in the section 'Sustainability-related disclosures' dedicated to the product.

Template pre-contractual disclosure for the financial products referred to in Article 8, paragraphs 1, 2 and 2a, of Regulation (EU) 2019/2088 and Article 6, first paragraph, of Regulation (EU) 2020/852

Sustainable investment means an investment in an economic activity that contributes to an environmental or social objective, provided that the investment does not significantly harm any environmental or social objective and that the investee companies follow good governance practices.

The **EU Taxonomy** is a classification system laid down in Regulation (EU) 2020/852, establishing a list of **environmentally sustainable economic activities**. That Regulation does not lay down a list of socially sustainable economic activities. Sustainable investments with an environmental objective might be aligned with the Taxonomy or not.

Product name : **BNP PARIBAS FUNDS US HIGH YIELD BOND**

Legal Entity Identifier : JKRTIGHINW64V4XLQD61

Environmental and/or social characteristics

Does this financial product have a sustainable investment objective?	
<input checked="" type="radio"/> <input type="radio"/> Yes	<input checked="" type="radio"/> <input type="radio"/> No
<input type="checkbox"/> It will make a minimum of sustainable investments with an environmental objective: ____% <input type="checkbox"/> in economic activities that qualify as environmentally sustainable under the EU Taxonomy <input type="checkbox"/> in economic activities that do not qualify as environmentally sustainable under the EU Taxonomy <input type="checkbox"/> It will make a minimum of sustainable investments with a social objective: ____%	<input checked="" type="checkbox"/> It promotes Environmental/Social (E/S) characteristics and while it does not have as its objective a sustainable investment, it will have a minimum proportion of 10% of sustainable investments <input type="checkbox"/> with an environmental objective in economic activities that qualify as environmentally sustainable under the EU Taxonomy <input checked="" type="checkbox"/> with an environmental objective in economic activities that do not qualify as environmentally sustainable under the EU Taxonomy <input checked="" type="checkbox"/> with a social objective <input type="checkbox"/> It promotes E/S characteristics, but will not make any sustainable investments



What environmental and/or social characteristics are promoted by this financial product?

The financial product promotes environmental and social characteristics by assessing underlying investments against Environmental, Social, and Governance (ESG) criteria using an ESG internal proprietary methodology, and by investing in issuers that demonstrate good environmental, social and governance practices.

Corporate issuers

The investment strategy selects:

Corporate issuers with good or improving ESG practices within their sector of activity. The ESG performance of an issuer is evaluated against a combination of environmental, social and governance factors which include but are

not limited to:

- Environmental: energy efficiency, reduction of emissions of greenhouse gases (GHG), treatment of waste
- Social: respect of human rights and workers' rights, human resources management (workers' health and safety, diversity)
- Governance: Board of Directors independence, managers' remuneration, respect of minority shareholders rights

The exclusion criteria are applied with regard to issuers that are in violation of international norms and convention, or operate in sensitive sectors as defined by the Responsible Business Conduct Policy (RBC Policy).

Sovereign issuers

The investment strategy selects sovereign issuers based on their performance across the environmental, social and governance pillars. The ESG performance of each country is assessed using an internal Sovereign ESG methodology that focuses on measuring governments' efforts to produce and preserve assets, goods, and services with high ESG values, according to their level of economic development. This involves evaluation of a country against a combination of environmental, social and governance factors, which include but not limited to:

- Environmental: climate mitigation, biodiversity, energy efficiency, land resources, pollution
- Social: life conditions, economic inequality, education, employment, health infrastructure, human capital
- Governance: business rights, corruption, democratic life, political stability, security

BNP Paribas Asset Management's Global Sustainability Strategy places a strong emphasis on combatting climate change. Therefore, given the importance of sovereigns in addressing climate change, the internal Sovereign ESG methodology includes an additional scoring component that captures the country's contribution to progress towards the net-zero goals set out in the Paris Agreement. This additional scoring component reflects countries' commitment to future targets balanced by their current policies and their forward-looking physical climate risk exposure. It combines temperature alignment methodology for determining national contributions to climate change with an assessment of the laws and policies countries have in place for addressing climate change.

The investment manager also applies the BNP Paribas Group's sensitive countries framework, which includes restrictive measures on certain countries and/or activities that are considered as being particularly exposed to money laundering and terrorism financing related risks.

Furthermore, the investment manager promotes better environmental and social outcomes through engagement with issuers and the exercise of voting rights according to the Stewardship policy, where applicable.

No reference benchmark has been designated for the purpose of attaining the environmental or social characteristics promoted by the financial product.

● **What sustainability indicators are used to measure the attainment of each of the environmental or social characteristics promoted by this financial product?**

The following sustainability indicators are used to measure the attainment of the environmental and social characteristics promoted by the financial product:

- The percentage of the portfolio compliant with the RBC Policy
- The percentage of the portfolio covered by ESG analysis based on the ESG internal proprietary methodology
- The weighted average ESG score of the portfolio compared to the weighted average ESG score of its investment universe, as defined in the Prospectus
- The percentage of the financial product's portfolio invested in 'sustainable investments' as defined in Article 2 (17) of the SFDR regulation

● **What are the objectives of the sustainable investments that the financial product partially intends to make and how does the sustainable investment contribute to**

Sustainability indicators measure how the environmental or social characteristics promoted by the financial product are attained.



The objectives of the sustainable investments made by the financial product are to finance companies that contribute to environmental and/or social objectives through their products and services, as well as their sustainable practices.

The internal methodology, as defined in the main part of the Prospectus, integrates several criteria into its definition of sustainable investments that are considered to be core components to qualify a company as sustainable. These criteria are complementary to each other. In practice, a company must meet at least one of the criteria described below in order to be considered as contributing to an environmental or social objective:

1. A company with an economic activity aligned with the EU Taxonomy objectives. A company can be qualified as sustainable investment in case it has more than 20% of its revenues aligned with the EU Taxonomy. A company qualifying as sustainable investment through this criteria can for example contribute to the following environmental objectives: sustainable forestry, environmental restoration, sustainable manufacturing, renewable energy, water supply, sewerage, waste management and remediation, sustainable transportation, sustainable buildings, sustainable information and technology, scientific research for sustainable development;

2. A company with an economic activity contributing to one or more United Nations Sustainable Development goals (UN SDG) targets. A company can be qualified as sustainable investment in case it has more than 20% of its revenues aligned with the SDGs and less than 20% of its revenues misaligned with the UN SDGs. A company qualifying as sustainable investment through this criteria can for example contribute to the following objectives:

a. Environmental: sustainable agriculture, sustainable management of water and sanitation, sustainable and modern energy, sustainable economic growth, sustainable infrastructure, sustainable cities, sustainable consumption and production patterns, fight against climate change, conservation and sustainable use of oceans, seas and marine resources, protection, restoration and sustainable use of terrestrial ecosystems, sustainable management of forests, fight against desertification, land degradation and biodiversity loss;

b. Social: no poverty, zero hunger, food security, healthy lives and well-being at all ages, inclusive and equitable quality education and lifelong learning opportunities, gender equality, women and girls empowerment, availability of water and sanitation, access to affordable, reliable and modern energy, inclusive and sustainable economic growth, full and productive employment and decent work, resilient infrastructure, inclusive and sustainable industrialization, reduced inequality, inclusive, safe and resilient cities and human settlements, peaceful and inclusive societies, access to justice and effective, accountable and inclusive institutions, global partnership for sustainable development.

3. A company operating in a high GHG emission sector that is transitioning its business model to align with the objective of maintaining the global temperature rise below 1.5°C. A company qualifying as sustainable investment through this criteria can for example contribute to the following environmental objectives: GHG emissions reduction, fight against climate change;

4. A company with best-in-class environmental or social practices compared to its peers within the relevant sector and geographical region. The E or S best performer assessment is based on the BNPP AM ESG scoring methodology. The methodology scores companies and assesses them against a peer group comprising companies in comparable sectors and geographical regions. A company with a contribution score above 10 on the Environmental or Social pillar qualifies as best performer. A company qualifying as sustainable investment through this criteria can for example contribute to the following objectives:

a. Environmental: fight against climate change, environmental risk management, sustainable management of natural resources, waste management, water management, GHG emissions reduction, renewable energy, sustainable agriculture, green infrastructure;

b. Social: health and safety, human capital management, good external stakeholder management (supply chain, contractors, data), business ethics preparedness, good corporate governance.

Green bonds, social bonds and sustainability bonds issued to support specific environmental and/or social projects are also qualified as sustainable investments provided that these debt securities receive an investment recommendation 'POSITIVE' or 'NEUTRAL' from the Sustainability Center following the issuer and underlying project assessment based on a proprietary Green/Social/Sustainability Bond Assessment methodology.

Companies identified as a sustainable investment should not significantly harm any other environmental or social objectives (the Do No Significant Harm 'DNSH' principle) and should follow good governance practices. BNP Paribas Asset Management (BNPP AM) uses its proprietary methodology to assess all companies against these requirements.

More information on the internal methodology can be found on the website of the investment manager: <https://docfinder.bnpparibas-am.com/api/files/14787511-CB33-49FC-B9B5-7E934948BE63>

Principal adverse impacts are the most significant negative impacts of investment decisions on sustainability factors relating to environmental, social and employee matters, respect for human rights, anti-corruption and anti-bribery matters.

● **How do the sustainable investments that the financial product partially intends to make, not cause significant harm to any environmental or social sustainable investment objective?**

Sustainable investments that the product partially intends to make should not significantly harm any environmental or social objective (DNSH Principle). In this respect, the investment manager commits to consider principal adverse impacts on sustainability factors by taking into account indicators for adverse impacts as defined in SFDR, and to not invest in companies that do not meet their fundamental obligations in line with the OECD Guidelines and the UN Guiding Principles on Business and Human Rights.

How have the indicators for adverse impacts on sustainability factors been taken into account?

The investment manager ensures that throughout its investment process, the financial product takes into all the account principal all the adverse impact indicators that are relevant to its investment strategy to select the sustainable investments that the financial product partially intends to make by systematically implementing the sustainable investment pillars defined in the BNP Paribas Asset Management Global Sustainability Strategy (GSS) into its investment process : RBC policy, ESG integration guidelines, Stewardship, the forward-looking vision the '3Es' (Energy transition, Environmental sustainability, Equality & Inclusive Growth).

The RBC policy establishes a common framework across investments and economic activities that help identify industries and behaviours presenting a high risk of adverse impacts in violation of international norms. As part of the RBC Policy, sector policies provide a tailored approach to identify and prioritize principal adverse impacts based on the nature of the economic activity, and in many cases, the geography in which these economic activities take place.

The ESG Integration Guidelines includes a series of commitments, which are material to consideration of principal adverse sustainability impacts, and guides the internal ESG integration process. The proprietary ESG scoring framework includes an assessment of a number of adverse sustainability impacts caused by companies in which we invest. Outcome of this assessment may impact the valuation models as well as the portfolio construction depending on the severity and materiality of adverse impacts identified.

Thus, the Investment Manager considers principal adverse sustainability impacts throughout the investment process through the use of the internal ESG scores and construction of the portfolio with an improved ESG profile compared to its investment universe.

The Forward-looking perspective defines a set of objectives and developed performance indicators to measure how the researches, portfolios and commitments are aligned on three issues, the '3Es' (Energy transition, Environmental sustainability, Equality & inclusive growth) and thus support investment processes.

Furthermore, the Stewardship team regularly identifies adverse impacts through ongoing research, collaboration with other long-term investors, and dialogue with NGOs and other experts.

As regards the sustainable investments that the financial product intends to make, the following principal adverse sustainability impacts are taken into account:

Corporate mandatory indicators:

1. GreenHouse Gas (GHG) Emissions

2. Carbon footprint
3. GHG intensity of investee companies
4. Exposure to companies active in the fossil fuel sector
5. Share of non-renewable energy consumption and production
6. Energy consumption intensity per high impact climate sector
7. Activities negatively affecting biodiversity sensitive areas
8. Emissions to water
9. Hazardous waste ratio
10. Violations of UN Global Compact principles and Organisation for Economic Cooperation and Development (OECD) Guidelines for Multinational Enterprises
11. Lack of processes and compliance mechanisms to monitor compliance with UN Global Compact principles and OECD Guidelines for Multinational Enterprises
12. Unadjusted gender pay gap
13. Board gender diversity
14. Exposure to controversial weapons (anti-personnel mines, cluster munitions, chemical weapons and biological weapons)

Corporate voluntary indicators:

Environment

4. Investments in companies without carbon emission reduction initiatives

Social

4. Lack of a supplier code of conduct
9. Lack of a human rights policy

Sovereign mandatory indicator:

15. GHG intensity
16. Investee countries subject to social violations

More detailed information on the manner in which principal adverse impacts on sustainability factors are considered can be found in the BNP PARIBAS ASSET MANAGEMENT SFDR disclosure statement:

<https://docfinder.bnpparibas-am.com/api/files/874ADAE2-3EE7-4AD4-B0ED-84FC06E090BF>

In addition, information on how the principal adverse impacts on sustainability factors have been considered over the year will be available in the annual report of the financial product.

How are the sustainable investments aligned with the OECD Guidelines for Multinational Enterprises and the UN Guiding Principles on Business and Human Rights?

The investment universe of the financial product is periodically screened with a view to identify issuers that are potentially in violation or at risk of violation of the UN Global Compact Principles, OECD Guidelines for Multinational Enterprises and UN Guiding Principles on Business & Human Rights, including the principles and rights set out in the eight fundamental conventions identified in the Declaration of the International Labour Organisation on Fundamental Principles and Rights at Work and the International Bill of Human Rights. This assessment is conducted within the BNPP AM Sustainability Centre on the basis of internal analysis and information provided by external experts, and in consultation with BNP Paribas Group CSR Team. If an issuer is found to be in serious and repeated violations of any of the principles, it will be placed on an 'exclusion list' and will not be available for investment. Existing investments should be divested from the portfolio according to an internal procedure. If an issuer is at risk of violating any of the principles, it is placed on a 'watch list' monitored, as appropriate.

The EU Taxonomy sets out a 'do not significant harm' principle by which Taxonomy-aligned investments should not significantly harm EU Taxonomy objectives and is accompanied by specific EU criteria.

The 'do no significant harm' principle applies only to those investments underlying the financial product that take into account the EU criteria for environmentally sustainable economic activities. The investments underlying the remaining portion of this financial product do not take into account the EU criteria for environmentally sustainable economic activities.

Any other sustainable investments must also not significantly harm any environmental or social objectives.





Does this financial product consider principal adverse impacts on sustainability factors?

Yes

The product considers principal adverse impacts on sustainability factors by systematically implementing the sustainable investment pillars defined in the GSS into its investment process. These pillars are covered by firm-wide policies that set criteria to identify, consider and prioritise as well as address or mitigate adverse sustainability impacts caused by issuers.

The RBC policy establishes a common framework across investments and economic activities that help identify industries and behaviours presenting a high risk of adverse impacts in violation of international norms. As part of the RBC Policy, sector policies provide a tailored approach to identify and prioritize principal adverse impacts based on the nature of the economic activity, and in many cases, the geography in which these economic activities take place.

The ESG Integration Guidelines includes a series of commitments, which are material to consideration of principal adverse sustainability impacts, and guides the internal ESG integration process. The proprietary ESG scoring framework includes an assessment of a number of adverse sustainability impacts caused by companies in which we invest. Outcome of this assessment may impact the valuation models as well as the portfolio construction depending on the severity and materiality of adverse impacts identified.

Thus, the Investment Manager considers principal adverse sustainability impacts throughout the investment process through the use of the internal ESG scores and construction of the portfolio with an improved ESG profile compared to its investment universe.

The Forward-looking perspective defines a set of objectives and developed performance indicators to measure how the researches, portfolios and commitments are aligned on three issues, the '3Es' (Energy transition, Environmental sustainability, Equality & inclusive growth) and thus support investment processes.

Furthermore, the Stewardship team regularly identifies adverse impacts through ongoing research, collaboration with other long-term investors, and dialogue with NGOs and other experts.

Actions to address or mitigate principal adverse sustainability impacts depend on the severity and materiality of these impacts. These actions are guided by the RBC Policy, ESG Integration Guidelines, and Engagement and Voting Policy which include the following provisions :

- Exclusion of issuers that are in violation of international norms and conventions and issuers that are involved in activities presenting an unacceptable risk to society and/or the environment
- Engagement with issuers with the aim of encouraging them to improve their environmental, social and governance practices and, thus, mitigate potential adverse impacts
- In case of equity holdings, voting at Annual General Meetings of companies the portfolio is invested in to promote good governance and advance environmental and social issues
- Ensuring all securities included in the portfolio have supportive ESG research
- Managing portfolios so that their aggregate ESG score is better than the relevant benchmark or universe

Based on the above approach, and depending on the composition of the financial product's portfolio (i.e. the type of issuer), the financial product considers and addresses or mitigates the following principal adverse sustainability impacts:

Corporate mandatory indicators:

1. GreenHouse Gas (GHG) Emissions
2. Carbon footprint
3. GHG intensity of investee companies
4. Exposure to companies active in the fossil fuel sector
5. Share of non-renewable energy consumption and production
6. Energy consumption intensity per high impact climate sector



7. Activities negatively affecting biodiversity sensitive areas
8. Emissions to water
9. Hazardous waste ratio
10. Violations of UN Global Compact principles and Organisation for Economic Cooperation and Development (OECD) Guidelines for Multinational Enterprises
11. Lack of processes and compliance mechanisms to monitor compliance with UN Global Compact principles and OECD Guidelines for Multinational Enterprises
12. Unadjusted gender pay gap
13. Board gender diversity
14. Exposure to controversial weapons (anti-personnel mines, cluster munitions, chemical weapons and biological weapons)

Corporate voluntary indicators:

Environment

4. Investments in companies without carbon emission reduction initiatives

Social

4. Lack of a supplier code of conduct
9. Lack of a human rights policy

Sovereign mandatory indicator:

15. GHG intensity
16. Investee countries subject to social violations

More detailed information on the manner in which principal adverse impacts on sustainability factors are considered can be found in the BNP PARIBAS ASSET MANAGEMENT SFDR disclosure statement: <https://docfinder.bnpparibas-am.com/api/files/874ADAE2-3EE7-4AD4-BOED-84FC06E090BF>
In addition, information on how the principal adverse impacts on sustainability factors have been considered over the year will be available in the annual report of the financial product.

No



What investment strategy does this financial product follow?

The investment strategy guides investment decisions based on factors such as investment objectives and risk tolerance.

To achieve the investment objective of the financial product, the investment manager takes into account at each step of its investment process the Environmental, Social and Governance (ESG) criteria that the financial product promotes.

The investment universe of the financial product is thoroughly screened with a view to identify issuers that are in violation of the UN Global Compact Principles, OECD Guidelines for Multinational Enterprises and UN Guiding Principles on Business & Human Rights.

Then the Investment Manager integrates ESG ratings and criteria into the assessment of issuers. ESG ratings are built by BNP Paribas Asset Management's Sustainability Centre using a proprietary ESG methodology.

The investment manager constantly integrates the binding elements of the investment strategy described in the question below to construct an investment portfolio with an improved ESG profile compared to its investment universe.

Environmental, social and governance (ESG) criteria contribute to, but are not a determining factor in, the manager's decision-making.

The elements of the investment strategy to attain the environmental or social characteristics promoted by this financial product as described below are systematically integrated throughout the investment process.

- **What are the binding elements of the investment strategy used to select the investments to attain each of the environmental or social characteristics promoted by this financial product?**

- The financial product shall comply with the RBC Policy by excluding companies involved in controversies due to poor practices related to human and labor rights, environment, and corruption, as well as



companies operating in sensitive sectors (tobacco, coal, controversial weapons, asbestos,...), as these companies are deemed to be in violation of international norms, or to cause unacceptable harm to society and/or the environment.

More information on the RBC Policy, and in particular criteria relating to sectoral exclusions, can be found on the website of the investment manager: Sustainability documents - BNPP AM Corporate English (<https://www.bnpparibas-am.com/sustainability-documents/>)

- The financial product shall have the weighted average ESG score of its portfolio higher than the weighted average ESG score of its investment universe, as defined in the Prospectus

- The financial product shall have at least 75% of its assets (excluding ancillary liquid assets) covered by the ESG analysis based on the ESG internal proprietary methodology

- The financial product shall invest at least 10% of its assets in 'sustainable investments' as defined in Article 2 (17) of the SFDR regulation. Criteria to qualify an investment as 'sustainable investment' are indicated in the above question 'What are the objectives of the sustainable investments that the financial product partially intends to make and does the sustainable investments contribute to such objectives' and the quantitative and qualitative thresholds are mentioned in the main part of the Prospectus

● What is the committed minimum rate to reduce the scope of the investments considered prior to the application of that investment strategy?

The financial product does not commit to a reduction of the scope of investments prior to the application of its investment strategy.

● What is the policy to assess good governance practices of the investee companies?

The ESG scoring framework assesses corporate governance through a core set of standard key performance indicators for all sectors supplemented by sector specific metrics. The governance metrics and indicators to assess good governance practices such as sound management structures, employee relations, remuneration of staff and tax compliance include but are not limited to:

- Separation of power (e.g. Split CEO/Chair)
- Board diversity
- Executive pay (remuneration policy)
- Board Independence, and key committees independence
- Accountability of directors
- Financial expertise of the Audit Committee
- Respect of shareholders rights and absence of antitakeover devices
- The presence of appropriate policies (i.e. Bribery and corruption, whistleblower)
- Tax disclosure
- An assessment of prior negative incidents relating to governance

The ESG analysis goes beyond the framework to look at a more qualitative assessment of how the insights from our ESG model are reflected in the culture and operations of investee companies. In some cases, the ESG analysts will conduct due diligence meetings to better understand the company's approach to corporate governance.

Good governance practices include sound management structures, employee relations, remuneration of staff and tax compliance.



What is the asset allocation planned for this financial product?

Asset allocation describes the share of investments in specific assets.

At least 70% of the investments of the financial product will be used to meet the environmental or social characteristics promoted, in accordance with the binding elements of the investment strategy of the financial product.

For the avoidance of doubt, such a proportion is solely a minimum and the exact percentage of the investments of the financial product that attained the promoted environmental or social characteristics will be available in the annual report.

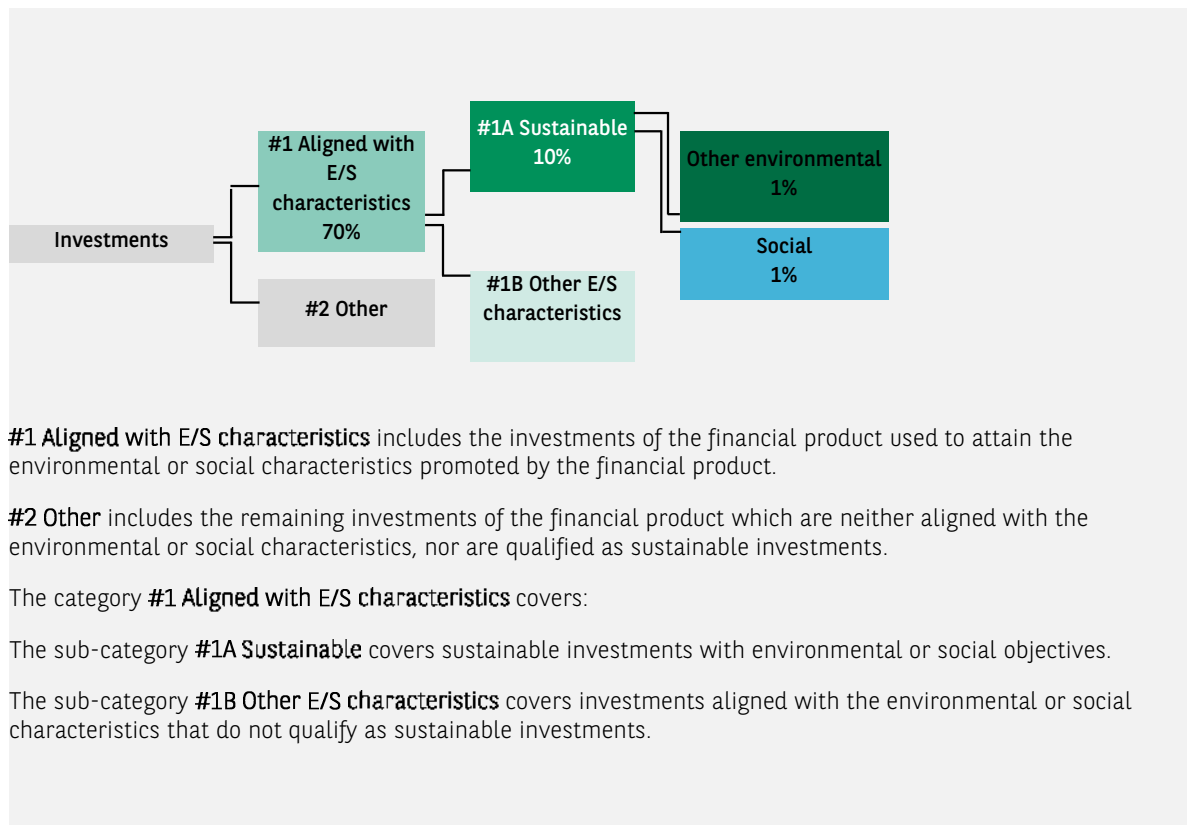
The minimum proportion of sustainable investments of the financial product is 10%.

The remaining proportion of the investments is mainly used as described under the question: "What investments are included under "#2 Other", what is their purpose and are there any minimum environmental or social safeguards?"

Taxonomy-aligned activities are expressed as a share of:



- **turnover** reflecting the share of revenue from green activities of investee companies.
 - **capital expenditure** (CapEx) showing the green investments made by investee companies, e.g. for a transition to a green economy.
 - **operational expenditure** (OpEx) reflecting green operational activities of investee companies.



● **How does the use of derivatives attain the environmental or social characteristics promoted by the financial product?**

Financial derivative instruments may be used for efficient portfolio management, hedging and/or investment purposes, if applicable. These instruments are not used to attain the environmental or social characteristics promoted by the product.



To what minimum extent are sustainable investments with an environmental objective aligned with the EU Taxonomy?

Not applicable

● **Does the financial product invest in fossil gas and/or nuclear energy related activities that comply with the EU Taxonomy¹?**

Yes

In fossil gas In Nuclear Energy

No

¹ -Fossil gas and/or nuclear related activities will only comply with the EU Taxonomy where they contribute to limiting climate change ("climate change mitigation") and do not significantly harm any EU Taxonomy objective - see explanatory note in the left hand margin. The full criteria for fossil gas and nuclear energy economic activities that comply with the EU Taxonomy are laid down in Commission Delegated Regulation (EU) 2022/1214.

To comply with the EU Taxonomy, the criteria for **fossil gas** include limitations on emissions and switching to renewable power or low-carbon fuels by the end of 2035. For **nuclear energy**, the criteria include comprehensive safety and waste management rules



Enabling activities directly enable other activities to make a substantial contribution to an environmental objective. **Transitional activities** are activities for which low-carbon alternatives are not yet available and among others have greenhouse gas emission levels corresponding to the best performance.

The two graphs below show in green the minimum percentage of investments that are aligned with the EU Taxonomy. As there is no appropriate methodology to determine the Taxonomy-alignment of sovereign bonds*, the first graph shows the Taxonomy-alignment in relation to all the investments of the financial product including sovereign bonds, while the second graph shows the Taxonomy-alignment only in relation to the investments of the financial product other than sovereign bonds.



* For the purpose of these graphs, 'sovereign bonds' consist of all sovereign exposures

● **What is the minimum share of investments in transitional and enabling activities?**

Not applicable

are sustainable investments with an environmental objective that **do not take into account the criteria** for environmentally sustainable economic activities under the EU Taxonomy.

● **What is the minimum share of sustainable investments with an environmental objective that are not aligned with the EU Taxonomy?**

The minimum share of sustainable investments with an environmental objective that are not aligned with the EU Taxonomy is 1%.

The minimum share is intentionally low as the objective of the investment manager is not to prevent the product from investing in taxonomy-aligned activities within the framework of the investment strategy of the product.

The Management Company is improving its Taxonomy-alignment data collection to ensure the accuracy and suitability of its Taxonomy sustainability-related disclosures. In the meantime, the financial product will invest in sustainable investments with an environmental objective that are not aligned with the EU Taxonomy.

● **What is the minimum share of socially sustainable investments?**

The minimum share of socially sustainable investments within the financial product is 1%.

● **What investments are included under '#2 Other', what is their purpose and are there any minimum environmental or social safeguards?**

The remaining proportion of the investments may include :

- The proportion of assets that are not used to meet the environmental or social characteristics promoted by the financial product. These assets are used for investment purposes, or
- Instruments which are mainly used for liquidity, efficient portfolio management, and/or hedging purposes, notably cash, deposits and derivatives

In any case, the investment manager will ensure that those investments are made while maintaining the

improvement of the ESG profile of the financial product. In addition, those investments are made in compliance with our internal processes, including the following minimum environmental or social safeguards:

- The risk management policy. The risk management policy comprises procedures as are necessary to enable the management company to assess for each financial product it manages the exposure of that product to market, liquidity, sustainability and counterparty risks. And

- The RBC policy, where applicable, through the exclusion of companies involved in controversies due to poor practices related to human and labour rights, environment, and corruption, as well as companies operating in sensitive sectors (tobacco, coal, controversial weapons, asbestos,...), as these companies are deemed to be in violation of international norms, or to cause unacceptable harm to society and/or the environment



Is a specific index designated as a reference benchmark to determine whether this financial product is aligned with the environmental and/or social characteristics that it promotes?

Reference benchmarks are indexes to measure whether the financial product attains the environmental or social characteristics that they promote.

No reference benchmark has been designated for the purpose of attaining the environmental or social characteristics promoted by the financial product.

- **How is the reference benchmark continuously aligned with each of the environmental or social characteristics promoted by the financial product?**

Not applicable

- **How is the alignment of the investment strategy with the methodology of the index ensured on a continuous basis?**

Not applicable

- **How does the designated index differ from a relevant broad market index?**

Not applicable

- **Where can the methodology used for the calculation of the designated index be found?**

Not applicable



Where can I find more product specific information online?

More product-specific information can be found on the website: <https://www.bnpparibas-am.com/> after choosing the relevant country and directly in the section 'Sustainability-related disclosures' dedicated to the product.

Template pre-contractual disclosure for the financial products referred to in Article 8, paragraphs 1, 2 and 2a, of Regulation (EU) 2019/2088 and Article 6, first paragraph, of Regulation (EU) 2020/852

Sustainable investment means an investment in an economic activity that contributes to an environmental or social objective, provided that the investment does not significantly harm any environmental or social objective and that the investee companies follow good governance practices.

The **EU Taxonomy** is a classification system laid down in Regulation (EU) 2020/852, establishing a list of **environmentally sustainable economic activities**. That Regulation does not lay down a list of socially sustainable economic activities. Sustainable investments with an environmental objective might be aligned with the Taxonomy or not.

Product name : **BNP PARIBAS FUNDS US MID CAP**

Legal Entity Identifier : 213800LYMVJYAQ15I973

Environmental and/or social characteristics

Does this financial product have a sustainable investment objective?	
<input checked="" type="radio"/> <input type="radio"/> Yes	<input checked="" type="radio"/> <input type="radio"/> No
<input type="checkbox"/> It will make a minimum of sustainable investments with an environmental objective: ____% <input type="checkbox"/> in economic activities that qualify as environmentally sustainable under the EU Taxonomy <input type="checkbox"/> in economic activities that do not qualify as environmentally sustainable under the EU Taxonomy <input type="checkbox"/> It will make a minimum of sustainable investments with a social objective: ____%	<input checked="" type="checkbox"/> It promotes Environmental/Social (E/S) characteristics and while it does not have as its objective a sustainable investment, it will have a minimum proportion of 30% of sustainable investments <input type="checkbox"/> with an environmental objective in economic activities that qualify as environmentally sustainable under the EU Taxonomy <input checked="" type="checkbox"/> with an environmental objective in economic activities that do not qualify as environmentally sustainable under the EU Taxonomy <input checked="" type="checkbox"/> with a social objective <input type="checkbox"/> It promotes E/S characteristics, but will not make any sustainable investments



What environmental and/or social characteristics are promoted by this financial product?

The financial product promotes environmental and social characteristics by assessing underlying investments against Environmental, Social, and Governance (ESG) criteria using an ESG internal proprietary methodology, and by investing in issuers that demonstrate good environmental and social practices, while implementing robust corporate governance practices within their sector of activity.

The ESG performance of an issuer is evaluated against a combination of environmental, social and governance factors which include but are not limited to:

- Environmental: energy efficiency, reduction of emissions of greenhouse gases (GHG), treatment of waste

- Social: respect of human rights and workers' rights, human resources management (workers' health and safety, diversity)
- Governance: Board of Directors independence, managers' remuneration, respect of minority shareholders rights

The exclusion criteria are applied with regard to issuers that are in violation of international norms and convention, or operate in sensitive sectors as defined by the Responsible Business Conduct Policy (RBC Policy).

Furthermore, the investment manager promotes better environmental and social outcomes through engagement with issuers and the exercise of voting rights according to the Stewardship policy, where applicable.

No reference benchmark has been designated for the purpose of attaining the environmental or social characteristics promoted by the financial product.

Sustainability indicators measure how the environmental or social characteristics promoted by the financial product are attained.

● **What sustainability indicators are used to measure the attainment of each of the environmental or social characteristics promoted by this financial product?**

The following sustainability indicators are used to measure the attainment of the environmental and social characteristics promoted by the financial product:

- The percentage of the financial product's portfolio compliant with the RBC Policy
- The percentage of the financial product's portfolio covered by ESG analysis based on the ESG internal proprietary methodology
- The weighted average ESG score of the financial product's portfolio compared to the weighted average ESG score of its investment universe, as defined in the Prospectus
- The percentage of the financial product's portfolio invested in 'sustainable investments' as defined in Article 2 (17) of the SFDR regulation

● **What are the objectives of the sustainable investments that the financial product partially intends to make and how does the sustainable investment contribute to such objectives?**

The objectives of the sustainable investments made by the financial product are to finance companies that contribute to environmental and/or social objectives through their products and services, as well as their sustainable practices.

The internal methodology, as defined in the main part of the Prospectus, integrates several criteria into its definition of sustainable investments that are considered to be core components to qualify a company as sustainable. These criteria are complementary to each other. In practice, a company must meet at least one of the criteria described below in order to be considered as contributing to an environmental or social objective:

1. A company with an economic activity aligned with the EU Taxonomy objectives. A company can be qualified as sustainable investment in case it has more than 20% of its revenues aligned with the EU Taxonomy. A company qualifying as sustainable investment through this criteria can for example contribute to the following environmental objectives: sustainable forestry, environmental restoration, sustainable manufacturing, renewable energy, water supply, sewerage, waste management and remediation, sustainable transportation, sustainable buildings, sustainable information and technology, scientific research for sustainable development;
2. A company with an economic activity contributing to one or more United Nations Sustainable Development goals (UN SDG) targets. A company can be qualified as sustainable investment in case it has more than 20% of its revenues aligned with the SDGs and less than 20% of its revenues misaligned with the UN SDGs. A company qualifying as sustainable investment through this criteria can for example contribute to the following objectives:
 - a. Environmental: sustainable agriculture, sustainable management of water and sanitation, sustainable and modern energy, sustainable economic growth, sustainable infrastructure, sustainable cities, sustainable consumption and production patterns, fight against climate change, conservation and sustainable use of oceans, seas and marine resources, protection, restoration and sustainable use of

terrestrial ecosystems, sustainable management of forests, fight against desertification, land degradation and biodiversity loss;

b. Social: no poverty, zero hunger, food security, healthy lives and well-being at all ages, inclusive and equitable quality education and lifelong learning opportunities, gender equality, women and girls empowerment, availability of water and sanitation, access to affordable, reliable and modern energy, inclusive and sustainable economic growth, full and productive employment and decent work, resilient infrastructure, inclusive and sustainable industrialization, reduced inequality, inclusive, safe and resilient cities and human settlements, peaceful and inclusive societies, access to justice and effective, accountable and inclusive institutions, global partnership for sustainable development.

3. A company operating in a high GHG emission sector that is transitioning its business model to align with the objective of maintaining the global temperature rise below 1.5°C. A company qualifying as sustainable investment through this criteria can for example contribute to the following environmental objectives: GHG emissions reduction, fight against climate change;

4. A company with best-in-class environmental or social practices compared to its peers within the relevant sector and geographical region. The E or S best performer assessment is based on the BNPP AM ESG scoring methodology. The methodology scores companies and assesses them against a peer group comprising companies in comparable sectors and geographical regions. A company with a contribution score above 10 on the Environmental or Social pillar qualifies as best performer. A company qualifying as sustainable investment through this criteria can for example contribute to the following objectives:

a. Environmental: fight against climate change, environmental risk management, sustainable management of natural resources, waste management, water management, GHG emissions reduction, renewable energy, sustainable agriculture, green infrastructure;

b. Social: health and safety, human capital management, good external stakeholder management (supply chain, contractors, data), business ethics preparedness, good corporate governance.

Green bonds, social bonds and sustainability bonds issued to support specific environmental and/or social projects are also qualified as sustainable investments provided that these debt securities receive an investment recommendation 'POSITIVE' or 'NEUTRAL' from the Sustainability Center following the issuer and underlying project assessment based on a proprietary Green/Social/Sustainability Bond Assessment methodology.

Companies identified as a sustainable investment should not significantly harm any other environmental or social objectives (the Do No Significant Harm 'DNSH' principle) and should follow good governance practices. BNP Paribas Asset Management (BNPP AM) uses its proprietary methodology to assess all companies against these requirements.

More information on the internal methodology can be found on the website of the investment manager: <https://docfinder.bnpparibas-am.com/api/files/14787511-CB33-49FC-B9B5-7E934948BE63>

● **How do the sustainable investments that the financial product partially intends to make, not cause significant harm to any environmental or social sustainable investment objective?**

Sustainable investments that the product partially intends to make should not significantly harm any environmental or social objective (DNSH Principle). In this respect, the investment manager commits to consider principal adverse impacts on sustainability factors by taking into account indicators for adverse impacts as defined in SFDR, and to not invest in companies that do not meet their fundamental obligations in line with the OECD Guidelines and the UN Guiding Principles on Business and Human Rights.

How have the indicators for adverse impacts on sustainability factors been taken into account?

The investment manager ensures that throughout its investment process, the financial product takes into all the account principal all the adverse impact indicators that are relevant to its investment strategy to select the sustainable investments that the financial product partially intends to make by systematically implementing the sustainable investment pillars defined in

Principal adverse impacts are the most significant negative impacts of investment decisions on sustainability factors relating to environmental, social and employee matters, respect for human rights, anti-corruption and anti-bribery matters.



the BNP Paribas Asset Management Global Sustainability Strategy (GSS) into its investment process : RBC policy, ESG integration guidelines, Stewardship, the forward-looking vision the '3Es' (Energy transition, Environmental sustainability, Equality & Inclusive Growth).

The RBC policy establishes a common framework across investments and economic activities that help identify industries and behaviours presenting a high risk of adverse impacts in violation of international norms. As part of the RBC Policy, sector policies provide a tailored approach to identify and prioritize principal adverse impacts based on the nature of the economic activity, and in many cases, the geography in which these economic activities take place.

The ESG Integration Guidelines includes a series of commitments, which are material to consideration of principal adverse sustainability impacts, and guides the internal ESG integration process. The proprietary ESG scoring framework includes an assessment of a number of adverse sustainability impacts caused by companies in which we invest. Outcome of this assessment may impact the valuation models as well as the portfolio construction depending on the severity and materiality of adverse impacts identified.

Thus, the Investment Manager considers principal adverse sustainability impacts throughout the investment process through the use of the internal ESG scores and construction of the portfolio with an improved ESG profile compared to its investment universe.

The Forward-looking perspective defines a set of objectives and developed performance indicators to measure how the researches, portfolios and commitments are aligned on three issues, the '3Es' (Energy transition, Environmental sustainability, Equality & inclusive growth) and thus support investment processes.

Furthermore, the Stewardship team regularly identifies adverse impacts through ongoing research, collaboration with other long-term investors, and dialogue with NGOs and other experts.

As regards the sustainable investments that the financial product intends to make, the following principal adverse sustainability impacts are taken into account:

Corporate mandatory indicators:

1. GreenHouse Gas (GHG) Emissions
2. Carbon footprint
3. GHG intensity of investee companies
4. Exposure to companies active in the fossil fuel sector
5. Share of non-renewable energy consumption and production
6. Energy consumption intensity per high impact climate sector
7. Activities negatively affecting biodiversity sensitive areas
8. Emissions to water
9. Hazardous waste ratio
10. Violations of UN Global Compact principles and Organisation for Economic Cooperation and Development (OECD) Guidelines for Multinational Enterprises
11. Lack of processes and compliance mechanisms to monitor compliance with UN Global Compact principles and OECD Guidelines for Multinational Enterprises
12. Unadjusted gender pay gap
13. Board gender diversity
14. Exposure to controversial weapons (anti-personnel mines, cluster munitions, chemical weapons and biological weapons)

Corporate voluntary indicators:

Environment

4. Investments in companies without carbon emission reduction initiatives

Social

4. Lack of a supplier code of conduct
9. Lack of a human rights policy

Sovereign mandatory indicator:

15. GHG intensity
16. Investee countries subject to social violations

More detailed information on the manner in which principal adverse impacts on sustainability factors are considered can be found in the BNP PARIBAS ASSET MANAGEMENT SFDR disclosure statement:

<https://docfinder.bnpparibas-am.com/api/files/874ADAE2-3EE7-4AD4-B0ED-84FC06E090BF>

In addition, information on how the principal adverse impacts on sustainability factors have been considered over the year will be available in the annual report of the financial product.

How are the sustainable investments aligned with the OECD Guidelines for Multinational Enterprises and the UN Guiding Principles on Business and Human Rights?

The investment universe of the financial product is periodically screened with a view to identify issuers that are potentially in violation or at risk of violation of the UN Global Compact Principles, OECD Guidelines for Multinational Enterprises and UN Guiding Principles on Business & Human Rights, including the principles and rights set out in the eight fundamental conventions identified in the Declaration of the International Labour Organisation on Fundamental Principles and Rights at Work and the International Bill of Human Rights. This assessment is conducted within the BNPP AM Sustainability Centre on the basis of internal analysis and information provided by external experts, and in consultation with BNP Paribas Group CSR Team. If an issuer is found to be in serious and repeated violations of any of the principles, it will be placed on an 'exclusion list' and will not be available for investment. Existing investments should be divested from the portfolio according to an internal procedure. If an issuer is at risk of violating any of the principles, it is placed on a 'watch list' monitored, as appropriate.

The EU Taxonomy sets out a 'do not significant harm' principle by which Taxonomy-aligned investments should not significantly harm EU Taxonomy objectives and is accompanied by specific EU criteria.

The 'do no significant harm' principle applies only to those investments underlying the financial product that take into account the EU criteria for environmentally sustainable economic activities. The investments underlying the remaining portion of this financial product do not take into account the EU criteria for environmentally sustainable economic activities.

Any other sustainable investments must also not significantly harm any environmental or social objectives.



Does this financial product consider principal adverse impacts on sustainability factors?

Yes

The product considers principal adverse impacts on sustainability factors by systematically implementing the sustainable investment pillars defined in the GSS into its investment process. These pillars are covered by firm-wide policies that set criteria to identify, consider and prioritise as well as address or mitigate adverse sustainability impacts caused by issuers.

The RBC policy establishes a common framework across investments and economic activities that help identify industries and behaviours presenting a high risk of adverse impacts in violation of international norms. As part of the RBC Policy, sector policies provide a tailored approach to identify and prioritize principal adverse impacts based on the nature of the economic activity, and in many cases, the geography in which these economic activities take place.

The ESG Integration Guidelines includes a series of commitments, which are material to consideration of principal adverse sustainability impacts, and guides the internal ESG integration process. The proprietary ESG scoring framework includes an assessment of a number of adverse sustainability impacts caused by companies in which we invest. Outcome of this assessment may impact the valuation models as well as the portfolio construction depending on the severity and materiality of adverse impacts identified.

Thus, the Investment Manager considers principal adverse sustainability impacts throughout the investment process through the use of the internal ESG scores and construction of the portfolio with an improved ESG profile compared to its investment universe.

The Forward-looking perspective defines a set of objectives and developed performance indicators to measure how the researches, portfolios and commitments are aligned on three issues, the '3Es' (Energy transition, Environmental sustainability, Equality & inclusive growth) and thus support investment processes.

Furthermore, the Stewardship team regularly identifies adverse impacts through ongoing research, collaboration with other long-term investors, and dialogue with NGOs and other experts.

Actions to address or mitigate principal adverse sustainability impacts depend on the severity and materiality of these impacts. These actions are guided by the RBC Policy, ESG Integration Guidelines, and Engagement and Voting Policy which include the following provisions :

- Exclusion of issuers that are in violation of international norms and conventions and issuers that are involved in activities presenting an unacceptable risk to society and/or the environment
- Engagement with issuers with the aim of encouraging them to improve their environmental, social and governance practices and, thus, mitigate potential adverse impacts
- In case of equity holdings, voting at Annual General Meetings of companies the portfolio is invested in to promote good governance and advance environmental and social issues
- Ensuring all securities included in the portfolio have supportive ESG research
- Managing portfolios so that their aggregate ESG score is better than the relevant benchmark or universe

Based on the above approach, and depending on the composition of the financial product's portfolio (i.e. the type of issuer), the financial product considers and addresses or mitigates the following principal adverse sustainability impacts:

Corporate mandatory indicators:

1. GreenHouse Gas (GHG) Emissions
2. Carbon footprint
3. GHG intensity of investee companies
4. Exposure to companies active in the fossil fuel sector
5. Share of non-renewable energy consumption and production
6. Energy consumption intensity per high impact climate sector



7. Activities negatively affecting biodiversity sensitive areas
8. Emissions to water
9. Hazardous waste ratio
10. Violations of UN Global Compact principles and Organisation for Economic Cooperation and Development (OECD) Guidelines for Multinational Enterprises
11. Lack of processes and compliance mechanisms to monitor compliance with UN Global Compact principles and OECD Guidelines for Multinational Enterprises
12. Unadjusted gender pay gap
13. Board gender diversity
14. Exposure to controversial weapons (anti-personnel mines, cluster munitions, chemical weapons and biological weapons)

Corporate voluntary indicators:

Environment

4. Investments in companies without carbon emission reduction initiatives

Social

4. Lack of a supplier code of conduct
9. Lack of a human rights policy

Sovereign mandatory indicator:

15. GHG intensity
16. Investee countries subject to social violations

More detailed information on the manner in which principal adverse impacts on sustainability factors are considered can be found in the BNP PARIBAS ASSET MANAGEMENT SFDR disclosure statement: <https://docfinder.bnpparibas-am.com/api/files/874ADAE2-3EE7-4AD4-BOED-84FC06E090BF>
In addition, information on how the principal adverse impacts on sustainability factors have been considered over the year will be available in the annual report of the financial product.

No



What investment strategy does this financial product follow?

The investment strategy guides investment decisions based on factors such as investment objectives and risk tolerance.

To achieve the investment objective of the financial product, the investment manager takes into account at each step of its investment process the Environmental, Social and Governance (ESG) criteria that the financial product promotes.

The investment universe of the financial product is thoroughly screened with a view to identify issuers that are in violation of the UN Global Compact Principles, OECD Guidelines for Multinational Enterprises and UN Guiding Principles on Business & Human Rights.

Then the Investment Manager integrates ESG ratings and criteria into the assessment of issuers. ESG ratings are built by BNP Paribas Asset Management's Sustainability Centre using a proprietary ESG methodology.

The investment manager constantly integrates the binding elements of the investment strategy described in the question below to construct an investment portfolio with an improved ESG profile compared to its investment universe.

Environmental, social and governance (ESG) criteria contribute to, but are not a determining factor in, the manager's decision-making.

The elements of the investment strategy to attain the environmental or social characteristics promoted by this financial product as described below are systematically integrated throughout the investment process.

- **What are the binding elements of the investment strategy used to select the investments to attain each of the environmental or social characteristics promoted by this financial product?**

- The financial product shall comply with the RBC Policy by excluding companies involved in controversies due to poor practices related to human and labor rights, environment, and corruption, as well as



companies operating in sensitive sectors (tobacco, coal, controversial weapons, asbestos,...), as these companies are deemed to be in violation of international norms, or to cause unacceptable harm to society and/or the environment.

More information on the RBC Policy, and in particular criteria relating to sectoral exclusions, can be found on the website of the investment manager: Sustainability documents - BNPP AM Corporate English (<https://www.bnpparibas-am.com/sustainability-documents/>)

- The financial product shall have the weighted average ESG score of its portfolio higher than the weighted average ESG score of its investment universe, as defined in the Prospectus

- The financial product shall have at least 75% of its assets (excluding ancillary liquid assets) covered by the ESG analysis based on the ESG internal proprietary methodology

- The financial product shall invest at least 30% of its assets in 'sustainable investments' as defined in Article 2 (17) of the SFDR regulation. Criteria to qualify an investment as 'sustainable investment' are indicated in the above question 'What are the objectives of the sustainable investments that the financial product partially intends to make and does the sustainable investments contribute to such objectives' and the quantitative and qualitative thresholds are mentioned in the main part of the Prospectus

● What is the committed minimum rate to reduce the scope of the investments considered prior to the application of that investment strategy?

The financial product does not commit to a reduction of the scope of investments prior to the application of its investment strategy.

● What is the policy to assess good governance practices of the investee companies?

The ESG scoring framework assesses corporate governance through a core set of standard key performance indicators for all sectors supplemented by sector specific metrics. The governance metrics and indicators to assess good governance practices such as sound management structures, employee relations, remuneration of staff and tax compliance include but are not limited to:

- Separation of power (e.g. Split CEO/Chair)
- Board diversity
- Executive pay (remuneration policy)
- Board Independence, and key committees independence
- Accountability of directors
- Financial expertise of the Audit Committee
- Respect of shareholders rights and absence of antitakeover devices
- The presence of appropriate policies (i.e. Bribery and corruption, whistleblower)
- Tax disclosure
- An assessment of prior negative incidents relating to governance

The ESG analysis goes beyond the framework to look at a more qualitative assessment of how the insights from our ESG model are reflected in the culture and operations of investee companies. In some cases, the ESG analysts will conduct due diligence meetings to better understand the company's approach to corporate governance.

Good governance practices include sound management structures, employee relations, remuneration of staff and tax compliance.



What is the asset allocation planned for this financial product?

Asset allocation describes the share of investments in specific assets.

At least 65% of the investments of the financial product will be used to meet the environmental or social characteristics promoted, in accordance with the binding elements of the investment strategy of the financial product.

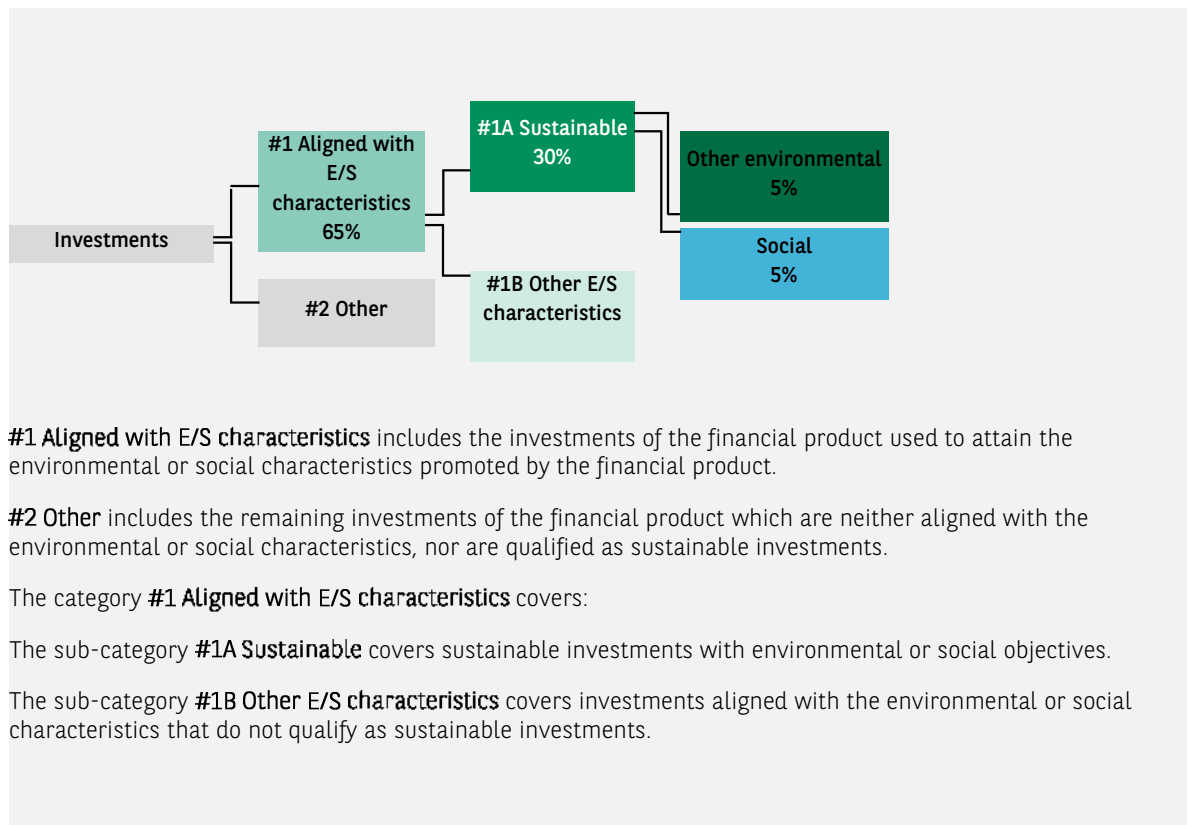
For the avoidance of doubt, such a proportion is solely a minimum and the exact percentage of the investments of the financial product that attained the promoted environmental or social characteristics will be available in the annual report.

The minimum proportion of sustainable investments of the financial product is 30%.

The remaining proportion of the investments is mainly used as described under the question: "What investments are included under "#2 Other", what is their purpose and are there any minimum environmental or social safeguards?"

Taxonomy-aligned activities are expressed as a share of:

- **turnover** reflecting the share of revenue from green activities of investee companies.
 - **capital expenditure** (CapEx) showing the green investments made by investee companies, e.g. for a transition to a green economy.
 - **operational expenditure** (OpEx) reflecting green operational activities of investee companies.



● **How does the use of derivatives attain the environmental or social characteristics promoted by the financial product?**

Financial derivative instruments may be used for efficient portfolio management, hedging and/or investment purposes, if applicable. These instruments are not used to attain the environmental or social characteristics promoted by the product.



To what minimum extent are sustainable investments with an environmental objective aligned with the EU Taxonomy?

Not applicable

● **Does the financial product invest in fossil gas and/or nuclear energy related activities that comply with the EU Taxonomy¹?**

Yes

In fossil gas In Nuclear Energy

No

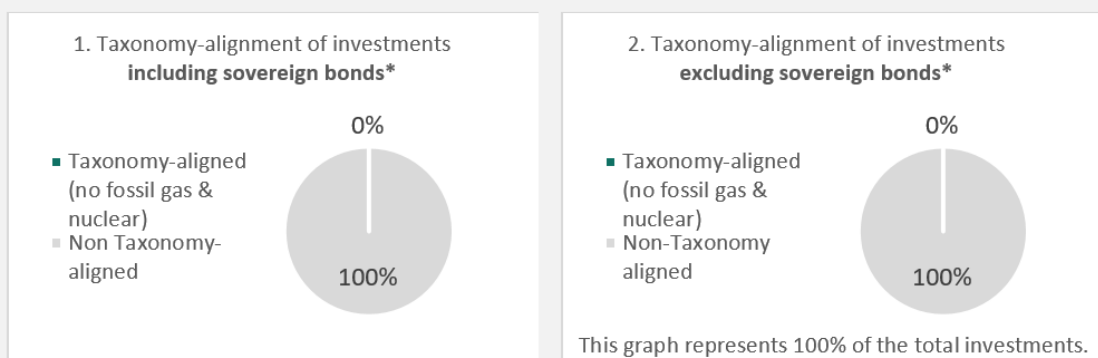
¹ -Fossil gas and/or nuclear related activities will only comply with the EU Taxonomy where they contribute to limiting climate change ("climate change mitigation") and do not significantly harm any EU Taxonomy objective - see explanatory note in the left hand margin. The full criteria for fossil gas and nuclear energy economic activities that comply with the EU Taxonomy are laid down in Commission Delegated Regulation (EU) 2022/1214.

To comply with the EU Taxonomy, the criteria for **fossil gas** include limitations on emissions and switching to renewable power or low-carbon fuels by the end of 2035. For **nuclear energy**, the criteria include comprehensive safety and waste management rules



Enabling activities directly enable other activities to make a substantial contribution to an environmental objective. **Transitional activities** are activities for which low-carbon alternatives are not yet available and among others have greenhouse gas emission levels corresponding to the best performance.

The two graphs below show in green the minimum percentage of investments that are aligned with the EU Taxonomy. As there is no appropriate methodology to determine the Taxonomy-alignment of sovereign bonds*, the first graph shows the Taxonomy-alignment in relation to all the investments of the financial product including sovereign bonds, while the second graph shows the Taxonomy-alignment only in relation to the investments of the financial product other than sovereign bonds.



* For the purpose of these graphs, 'sovereign bonds' consist of all sovereign exposures

● **What is the minimum share of investments in transitional and enabling activities?**

Not applicable

are sustainable investments with an environmental objective that **do not take into account the criteria** for environmentally sustainable economic activities under the EU Taxonomy.

● **What is the minimum share of sustainable investments with an environmental objective that are not aligned with the EU Taxonomy?**

The minimum share of sustainable investments with an environmental objective that are not aligned with the EU Taxonomy is 5%.

The minimum share is intentionally low as the objective of the investment manager is not to prevent the product from investing in taxonomy-aligned activities within the framework of the investment strategy of the product.

The Management Company is improving its Taxonomy-alignment data collection to ensure the accuracy and suitability of its Taxonomy sustainability-related disclosures. In the meantime, the financial product will invest in sustainable investments with an environmental objective that are not aligned with the EU Taxonomy.

● **What is the minimum share of socially sustainable investments?**

The minimum share of socially sustainable investments within the financial product is 5%.

● **What investments are included under '#2 Other', what is their purpose and are there any minimum environmental or social safeguards?**

The remaining proportion of the investments may include :

- The proportion of assets that are not used to meet the environmental or social characteristics promoted by the financial product. These assets are used for investment purposes, or
- Instruments which are mainly used for liquidity, efficient portfolio management, and/or hedging purposes, notably cash, deposits and derivatives

In any case, the investment manager will ensure that those investments are made while maintaining the

improvement of the ESG profile of the financial product. In addition, those investments are made in compliance with our internal processes, including the following minimum environmental or social safeguards:

- The risk management policy. The risk management policy comprises procedures as are necessary to enable the management company to assess for each financial product it manages the exposure of that product to market, liquidity, sustainability and counterparty risks. And

- The RBC policy, where applicable, through the exclusion of companies involved in controversies due to poor practices related to human and labour rights, environment, and corruption, as well as companies operating in sensitive sectors (tobacco, coal, controversial weapons, asbestos,...), as these companies are deemed to be in violation of international norms, or to cause unacceptable harm to society and/or the environment



Is a specific index designated as a reference benchmark to determine whether this financial product is aligned with the environmental and/or social characteristics that it promotes?

Reference benchmarks are indexes to measure whether the financial product attains the environmental or social characteristics that they promote.

No reference benchmark has been designated for the purpose of attaining the environmental or social characteristics promoted by the financial product.

- **How is the reference benchmark continuously aligned with each of the environmental or social characteristics promoted by the financial product?**

Not applicable

- **How is the alignment of the investment strategy with the methodology of the index ensured on a continuous basis?**

Not applicable

- **How does the designated index differ from a relevant broad market index?**

Not applicable

- **Where can the methodology used for the calculation of the designated index be found?**

Not applicable



Where can I find more product specific information online?

More product-specific information can be found on the website: <https://www.bnpparibas-am.com/> after choosing the relevant country and directly in the section 'Sustainability-related disclosures' dedicated to the product.

Template pre-contractual disclosure for the financial products referred to in Article 8, paragraphs 1, 2 and 2a, of Regulation (EU) 2019/2088 and Article 6, first paragraph, of Regulation (EU) 2020/852

Sustainable investment means an investment in an economic activity that contributes to an environmental or social objective, provided that the investment does not significantly harm any environmental or social objective and that the investee companies follow good governance practices.

The **EU Taxonomy** is a classification system laid down in Regulation (EU) 2020/852, establishing a list of **environmentally sustainable economic activities**. That Regulation does not lay down a list of socially sustainable economic activities. Sustainable investments with an environmental objective might be aligned with the Taxonomy or not.

Product name : **BNP PARIBAS FUNDS USD SHORT DURATION BOND**

Legal Entity Identifier : 549300FN8DQR78EQ6834

Environmental and/or social characteristics

Does this financial product have a sustainable investment objective?	
<input checked="" type="radio"/> <input type="radio"/> Yes	<input checked="" type="radio"/> <input type="radio"/> No
<input type="checkbox"/> It will make a minimum of sustainable investments with an environmental objective: ____%	<input checked="" type="checkbox"/> It promotes Environmental/Social (E/S) characteristics and while it does not have as its objective a sustainable investment, it will have a minimum proportion of 10% of sustainable investments
<input type="checkbox"/> in economic activities that qualify as environmentally sustainable under the EU Taxonomy	<input type="checkbox"/> with an environmental objective in economic activities that qualify as environmentally sustainable under the EU Taxonomy
<input type="checkbox"/> in economic activities that do not qualify as environmentally sustainable under the EU Taxonomy	<input checked="" type="checkbox"/> with an environmental objective in economic activities that do not qualify as environmentally sustainable under the EU Taxonomy
<input type="checkbox"/> It will make a minimum of sustainable investments with a social objective: ____%	<input checked="" type="checkbox"/> with a social objective
	<input type="checkbox"/> It promotes E/S characteristics, but will not make any sustainable investments



What environmental and/or social characteristics are promoted by this financial product?

The financial product promotes environmental and social characteristics by assessing underlying investments against Environmental, Social, and Governance (ESG) criteria using an ESG internal proprietary methodology, and by investing in issuers that demonstrate good environmental, social and governance practices.

Corporate issuers

The investment strategy selects:

Corporate issuers with good or improving ESG practices within their sector of activity. The ESG performance of an issuer is evaluated against a combination of environmental, social and governance factors which include but are

not limited to:

- Environmental: energy efficiency, reduction of emissions of greenhouse gases (GHG), treatment of waste
- Social: respect of human rights and workers' rights, human resources management (workers' health and safety, diversity)
- Governance: Board of Directors independence, managers' remuneration, respect of minority shareholders rights

The exclusion criteria are applied with regard to issuers that are in violation of international norms and convention, or operate in sensitive sectors as defined by the Responsible Business Conduct Policy (RBC Policy).

Sovereign issuers

The investment strategy selects sovereign issuers based on their performance across the environmental, social and governance pillars. The ESG performance of each country is assessed using an internal Sovereign ESG methodology that focuses on measuring governments' efforts to produce and preserve assets, goods, and services with high ESG values, according to their level of economic development. This involves evaluation of a country against a combination of environmental, social and governance factors, which include but not limited to:

- Environmental: climate mitigation, biodiversity, energy efficiency, land resources, pollution
- Social: life conditions, economic inequality, education, employment, health infrastructure, human capital
- Governance: business rights, corruption, democratic life, political stability, security

BNP Paribas Asset Management's Global Sustainability Strategy places a strong emphasis on combatting climate change. Therefore, given the importance of sovereigns in addressing climate change, the internal Sovereign ESG methodology includes an additional scoring component that captures the country's contribution to progress towards the net-zero goals set out in the Paris Agreement. This additional scoring component reflects countries' commitment to future targets balanced by their current policies and their forward-looking physical climate risk exposure. It combines temperature alignment methodology for determining national contributions to climate change with an assessment of the laws and policies countries have in place for addressing climate change.

The investment manager also applies the BNP Paribas Group's sensitive countries framework, which includes restrictive measures on certain countries and/or activities that are considered as being particularly exposed to money laundering and terrorism financing related risks.

Furthermore, the investment manager promotes better environmental and social outcomes through engagement with issuers and the exercise of voting rights according to the Stewardship policy, where applicable.

No reference benchmark has been designated for the purpose of attaining the environmental or social characteristics promoted by the financial product.

● **What sustainability indicators are used to measure the attainment of each of the environmental or social characteristics promoted by this financial product?**

The following sustainability indicators are used to measure the attainment of the environmental and social characteristics promoted by the financial product:

- The percentage of the portfolio compliant with the RBC Policy
- The percentage of the portfolio covered by ESG analysis based on the ESG internal proprietary methodology
- The weighted average ESG score of the portfolio compared to the weighted average ESG score of its investment universe, as defined in the Prospectus
- The percentage of the financial product's portfolio invested in 'sustainable investments' as defined in Article 2 (17) of the SFDR regulation

Sustainability indicators measure how the environmental or social characteristics promoted by the financial product are attained.



● **What are the objectives of the sustainable investments that the financial product partially intends to make and how does the sustainable investment contribute to such objectives ?**

The objectives of the sustainable investments made by the financial product are to finance companies that contribute to environmental and/or social objectives through their products and services, as well as their sustainable practices.

The internal methodology, as defined in the main part of the Prospectus, integrates several criteria into its definition of sustainable investments that are considered to be core components to qualify a company as sustainable. These criteria are complementary to each other. In practice, a company must meet at least one of the criteria described below in order to be considered as contributing to an environmental or social objective:

1. A company with an economic activity aligned with the EU Taxonomy objectives. A company can be qualified as sustainable investment in case it has more than 20% of its revenues aligned with the EU Taxonomy. A company qualifying as sustainable investment through this criteria can for example contribute to the following environmental objectives: sustainable forestry, environmental restoration, sustainable manufacturing, renewable energy, water supply, sewerage, waste management and remediation, sustainable transportation, sustainable buildings, sustainable information and technology, scientific research for sustainable development;

2. A company with an economic activity contributing to one or more United Nations Sustainable Development goals (UN SDG) targets. A company can be qualified as sustainable investment in case it has more than 20% of its revenues aligned with the SDGs and less than 20% of its revenues misaligned with the UN SDGs. A company qualifying as sustainable investment through this criteria can for example contribute to the following objectives:

a. Environmental: sustainable agriculture, sustainable management of water and sanitation, sustainable and modern energy, sustainable economic growth, sustainable infrastructure, sustainable cities, sustainable consumption and production patterns, fight against climate change, conservation and sustainable use of oceans, seas and marine resources, protection, restoration and sustainable use of terrestrial ecosystems, sustainable management of forests, fight against desertification, land degradation and biodiversity loss;

b. Social: no poverty, zero hunger, food security, healthy lives and well-being at all ages, inclusive and equitable quality education and lifelong learning opportunities, gender equality, women and girls empowerment, availability of water and sanitation, access to affordable, reliable and modern energy, inclusive and sustainable economic growth, full and productive employment and decent work, resilient infrastructure, inclusive and sustainable industrialization, reduced inequality, inclusive, safe and resilient cities and human settlements, peaceful and inclusive societies, access to justice and effective, accountable and inclusive institutions, global partnership for sustainable development.

3. A company operating in a high GHG emission sector that is transitioning its business model to align with the objective of maintaining the global temperature rise below 1.5°C. A company qualifying as sustainable investment through this criteria can for example contribute to the following environmental objectives: GHG emissions reduction, fight against climate change;

4. A company with best-in-class environmental or social practices compared to its peers within the relevant sector and geographical region. The E or S best performer assessment is based on the BNPP AM ESG scoring methodology. The methodology scores companies and assesses them against a peer group comprising companies in comparable sectors and geographical regions. A company with a contribution score above 10 on the Environmental or Social pillar qualifies as best performer. A company qualifying as sustainable investment through this criteria can for example contribute to the following objectives:

a. Environmental: fight against climate change, environmental risk management, sustainable management of natural resources, waste management, water management, GHG emissions reduction, renewable energy, sustainable agriculture, green infrastructure;

b. Social: health and safety, human capital management, good external stakeholder management (supply chain, contractors, data), business ethics preparedness, good corporate governance.

Green bonds, social bonds and sustainability bonds issued to support specific environmental and/or social projects are also qualified as sustainable investments provided that these debt securities receive an investment recommendation 'POSITIVE' or 'NEUTRAL' from the Sustainability Center following the issuer and underlying project assessment based on a proprietary Green/Social/Sustainability Bond Assessment methodology.

Companies identified as a sustainable investment should not significantly harm any other environmental or social objectives (the Do No Significant Harm 'DNSH' principle) and should follow good governance practices. BNP Paribas Asset Management (BNPP AM) uses its proprietary methodology to assess all companies against these requirements.

More information on the internal methodology can be found on the website of the investment manager: <https://docfinder.bnpparibas-am.com/api/files/14787511-CB33-49FC-B9B5-7E934948BE63>

Principal adverse impacts are the most significant negative impacts of investment decisions on sustainability factors relating to environmental, social and employee matters, respect for human rights, anti-corruption and anti-bribery matters.

● **How do the sustainable investments that the financial product partially intends to make, not cause significant harm to any environmental or social sustainable investment objective?**

Sustainable investments that the product partially intends to make should not significantly harm any environmental or social objective (DNSH Principle). In this respect, the investment manager commits to consider principal adverse impacts on sustainability factors by taking into account indicators for adverse impacts as defined in SFDR, and to not invest in companies that do not meet their fundamental obligations in line with the OECD Guidelines and the UN Guiding Principles on Business and Human Rights.

How have the indicators for adverse impacts on sustainability factors been taken into account?

The investment manager ensures that throughout its investment process, the financial product takes into all the account principal all the adverse impact indicators that are relevant to its investment strategy to select the sustainable investments that the financial product partially intends to make by systematically implementing the sustainable investment pillars defined in the BNP Paribas Asset Management Global Sustainability Strategy (GSS) into its investment process : RBC policy, ESG integration guidelines, Stewardship, the forward-looking vision the '3Es' (Energy transition, Environmental sustainability, Equality & Inclusive Growth).

The RBC policy establishes a common framework across investments and economic activities that help identify industries and behaviours presenting a high risk of adverse impacts in violation of international norms. As part of the RBC Policy, sector policies provide a tailored approach to identify and prioritize principal adverse impacts based on the nature of the economic activity, and in many cases, the geography in which these economic activities take place.

The ESG Integration Guidelines includes a series of commitments, which are material to consideration of principal adverse sustainability impacts, and guides the internal ESG integration process. The proprietary ESG scoring framework includes an assessment of a number of adverse sustainability impacts caused by companies in which we invest. Outcome of this assessment may impact the valuation models as well as the portfolio construction depending on the severity and materiality of adverse impacts identified.

Thus, the Investment Manager considers principal adverse sustainability impacts throughout the investment process through the use of the internal ESG scores and construction of the portfolio with an improved ESG profile compared to its investment universe.

The Forward-looking perspective defines a set of objectives and developed performance indicators to measure how the researches, portfolios and commitments are aligned on three issues, the '3Es' (Energy transition, Environmental sustainability, Equality & inclusive growth) and thus support investment processes.

Furthermore, the Stewardship team regularly identifies adverse impacts through ongoing research, collaboration with other long-term investors, and dialogue with NGOs and other experts.

As regards the sustainable investments that the financial product intends to make, the following principal adverse sustainability impacts are taken into account:

Corporate mandatory indicators:

1. GreenHouse Gas (GHG) Emissions

2. Carbon footprint
3. GHG intensity of investee companies
4. Exposure to companies active in the fossil fuel sector
5. Share of non-renewable energy consumption and production
6. Energy consumption intensity per high impact climate sector
7. Activities negatively affecting biodiversity sensitive areas
8. Emissions to water
9. Hazardous waste ratio
10. Violations of UN Global Compact principles and Organisation for Economic Cooperation and Development (OECD) Guidelines for Multinational Enterprises
11. Lack of processes and compliance mechanisms to monitor compliance with UN Global Compact principles and OECD Guidelines for Multinational Enterprises
12. Unadjusted gender pay gap
13. Board gender diversity
14. Exposure to controversial weapons (anti-personnel mines, cluster munitions, chemical weapons and biological weapons)

Corporate voluntary indicators:

Environment

4. Investments in companies without carbon emission reduction initiatives

Social

4. Lack of a supplier code of conduct
9. Lack of a human rights policy

Sovereign mandatory indicator:

15. GHG intensity
16. Investee countries subject to social violations

More detailed information on the manner in which principal adverse impacts on sustainability factors are considered can be found in the BNP PARIBAS ASSET MANAGEMENT SFDR disclosure statement:

<https://docfinder.bnpparibas-am.com/api/files/874ADAE2-3EE7-4AD4-B0ED-84FC06E090BF>

In addition, information on how the principal adverse impacts on sustainability factors have been considered over the year will be available in the annual report of the financial product.

How are the sustainable investments aligned with the OECD Guidelines for Multinational Enterprises and the UN Guiding Principles on Business and Human Rights?

The investment universe of the financial product is periodically screened with a view to identify issuers that are potentially in violation or at risk of violation of the UN Global Compact Principles, OECD Guidelines for Multinational Enterprises and UN Guiding Principles on Business & Human Rights, including the principles and rights set out in the eight fundamental conventions identified in the Declaration of the International Labour Organisation on Fundamental Principles and Rights at Work and the International Bill of Human Rights. This assessment is conducted within the BNPP AM Sustainability Centre on the basis of internal analysis and information provided by external experts, and in consultation with BNP Paribas Group CSR Team. If an issuer is found to be in serious and repeated violations of any of the principles, it will be placed on an 'exclusion list' and will not be available for investment. Existing investments should be divested from the portfolio according to an internal procedure. If an issuer is at risk of violating any of the principles, it is placed on a 'watch list' monitored, as appropriate.



The EU Taxonomy sets out a 'do not significant harm' principle by which Taxonomy-aligned investments should not significantly harm EU Taxonomy objectives and is accompanied by specific EU criteria.

The 'do no significant harm' principle applies only to those investments underlying the financial product that take into account the EU criteria for environmentally sustainable economic activities. The investments underlying the remaining portion of this financial product do not take into account the EU criteria for environmentally sustainable economic activities.

Any other sustainable investments must also not significantly harm any environmental or social objectives.





Does this financial product consider principal adverse impacts on sustainability factors?

Yes

The product considers principal adverse impacts on sustainability factors by systematically implementing the sustainable investment pillars defined in the GSS into its investment process. These pillars are covered by firm-wide policies that set criteria to identify, consider and prioritise as well as address or mitigate adverse sustainability impacts caused by issuers.

The RBC policy establishes a common framework across investments and economic activities that help identify industries and behaviours presenting a high risk of adverse impacts in violation of international norms. As part of the RBC Policy, sector policies provide a tailored approach to identify and prioritize principal adverse impacts based on the nature of the economic activity, and in many cases, the geography in which these economic activities take place.

The ESG Integration Guidelines includes a series of commitments, which are material to consideration of principal adverse sustainability impacts, and guides the internal ESG integration process. The proprietary ESG scoring framework includes an assessment of a number of adverse sustainability impacts caused by companies in which we invest. Outcome of this assessment may impact the valuation models as well as the portfolio construction depending on the severity and materiality of adverse impacts identified.

Thus, the Investment Manager considers principal adverse sustainability impacts throughout the investment process through the use of the internal ESG scores and construction of the portfolio with an improved ESG profile compared to its investment universe.

The Forward-looking perspective defines a set of objectives and developed performance indicators to measure how the researches, portfolios and commitments are aligned on three issues, the '3Es' (Energy transition, Environmental sustainability, Equality & inclusive growth) and thus support investment processes.

Furthermore, the Stewardship team regularly identifies adverse impacts through ongoing research, collaboration with other long-term investors, and dialogue with NGOs and other experts.

Actions to address or mitigate principal adverse sustainability impacts depend on the severity and materiality of these impacts. These actions are guided by the RBC Policy, ESG Integration Guidelines, and Engagement and Voting Policy which include the following provisions :

- Exclusion of issuers that are in violation of international norms and conventions and issuers that are involved in activities presenting an unacceptable risk to society and/or the environment
- Engagement with issuers with the aim of encouraging them to improve their environmental, social and governance practices and, thus, mitigate potential adverse impacts
- In case of equity holdings, voting at Annual General Meetings of companies the portfolio is invested in to promote good governance and advance environmental and social issues
- Ensuring all securities included in the portfolio have supportive ESG research
- Managing portfolios so that their aggregate ESG score is better than the relevant benchmark or universe

Based on the above approach, and depending on the composition of the financial product's portfolio (i.e. the type of issuer), the financial product considers and addresses or mitigates the following principal adverse sustainability impacts:

Corporate mandatory indicators:

1. GreenHouse Gas (GHG) Emissions
2. Carbon footprint
3. GHG intensity of investee companies
4. Exposure to companies active in the fossil fuel sector
5. Share of non-renewable energy consumption and production
6. Energy consumption intensity per high impact climate sector



7. Activities negatively affecting biodiversity sensitive areas
8. Emissions to water
9. Hazardous waste ratio
10. Violations of UN Global Compact principles and Organisation for Economic Cooperation and Development (OECD) Guidelines for Multinational Enterprises
11. Lack of processes and compliance mechanisms to monitor compliance with UN Global Compact principles and OECD Guidelines for Multinational Enterprises
12. Unadjusted gender pay gap
13. Board gender diversity
14. Exposure to controversial weapons (anti-personnel mines, cluster munitions, chemical weapons and biological weapons)

Corporate voluntary indicators:

Environment

4. Investments in companies without carbon emission reduction initiatives

Social

4. Lack of a supplier code of conduct
9. Lack of a human rights policy

Sovereign mandatory indicator:

15. GHG intensity
16. Investee countries subject to social violations

More detailed information on the manner in which principal adverse impacts on sustainability factors are considered can be found in the BNP PARIBAS ASSET MANAGEMENT SFDR disclosure statement: <https://docfinder.bnpparibas-am.com/api/files/874ADAE2-3EE7-4AD4-BOED-84FC06E090BF>
In addition, information on how the principal adverse impacts on sustainability factors have been considered over the year will be available in the annual report of the financial product.

No



What investment strategy does this financial product follow?

The investment strategy guides investment decisions based on factors such as investment objectives and risk tolerance.

To achieve the investment objective of the financial product, the investment manager takes into account at each step of its investment process the Environmental, Social and Governance (ESG) criteria that the financial product promotes.

The investment universe of the financial product is thoroughly screened with a view to identify issuers that are in violation of the UN Global Compact Principles, OECD Guidelines for Multinational Enterprises and UN Guiding Principles on Business & Human Rights.

Then the Investment Manager integrates ESG ratings and criteria into the assessment of issuers. ESG ratings are built by BNP Paribas Asset Management's Sustainability Centre using a proprietary ESG methodology.

The investment manager constantly integrates the binding elements of the investment strategy described in the question below to construct an investment portfolio with an improved ESG profile compared to its investment universe.

Environmental, social and governance (ESG) criteria contribute to, but are not a determining factor in, the manager's decision-making.

The elements of the investment strategy to attain the environmental or social characteristics promoted by this financial product as described below are systematically integrated throughout the investment process.

- **What are the binding elements of the investment strategy used to select the investments to attain each of the environmental or social characteristics promoted by this financial product?**

- The financial product shall comply with the RBC Policy by excluding companies involved in controversies due to poor practices related to human and labor rights, environment, and corruption, as well as



companies operating in sensitive sectors (tobacco, coal, controversial weapons, asbestos,...), as these companies are deemed to be in violation of international norms, or to cause unacceptable harm to society and/or the environment. More information on the RBC Policy, and in particular criteria relating to sectoral exclusions, can be found on the website of the investment manager: Sustainability documents - BNPP AM Corporate English (<https://www.bnpparibas-am.com/sustainability-documents/>)

- The financial product shall have the weighted average ESG score of its portfolio higher than the weighted average ESG score of its investment universe, as defined in the Prospectus
- The financial product shall have at least 90% of its assets (excluding ancillary liquid assets) covered by the ESG analysis based on the ESG internal proprietary methodology
- The financial product shall invest at least 10% of its assets in 'sustainable investments' as defined in Article 2 (17) of the SFDR regulation. Criteria to qualify an investment as 'sustainable investment' are indicated in the above question 'What are the objectives of the sustainable investments that the financial product partially intends to make and does the sustainable investments contribute to such objectives' and the quantitative and qualitative thresholds are mentioned in the main part of the Prospectus

● **What is the committed minimum rate to reduce the scope of the investments considered prior to the application of that investment strategy?**

The financial product does not commit to a reduction of the scope of investments prior to the application of its investment strategy.

● **What is the policy to assess good governance practices of the investee companies?**

The ESG scoring framework assesses corporate governance through a core set of standard key performance indicators for all sectors supplemented by sector specific metrics. The governance metrics and indicators to assess good governance practices such as sound management structures, employee relations, remuneration of staff and tax compliance include but are not limited to:

- Separation of power (e.g. Split CEO/Chair)
- Board diversity
- Executive pay (remuneration policy)
- Board Independence, and key committees independence
- Accountability of directors
- Financial expertise of the Audit Committee
- Respect of shareholders rights and absence of antitakeover devices
- The presence of appropriate policies (i.e. Bribery and corruption, whistleblower)
- Tax disclosure
- An assessment of prior negative incidents relating to governance

The ESG analysis goes beyond the framework to look at a more qualitative assessment of how the insights from our ESG model are reflected in the culture and operations of investee companies. In some cases, the ESG analysts will conduct due diligence meetings to better understand the company's approach to corporate governance.

Good governance practices include sound management structures, employee relations, remuneration of staff and tax compliance.



What is the asset allocation planned for this financial product?

Asset allocation describes the share of investments in specific assets.

At least 50% of the investments of the financial product will be used to meet the environmental or social characteristics promoted, in accordance with the binding elements of the investment strategy of the financial product.

Taxonomy-aligned activities are expressed as a share of:

For the avoidance of doubt, such a proportion is solely a minimum and the exact percentage of the investments of the financial product that attained the promoted environmental or social characteristics will be available in the annual report.

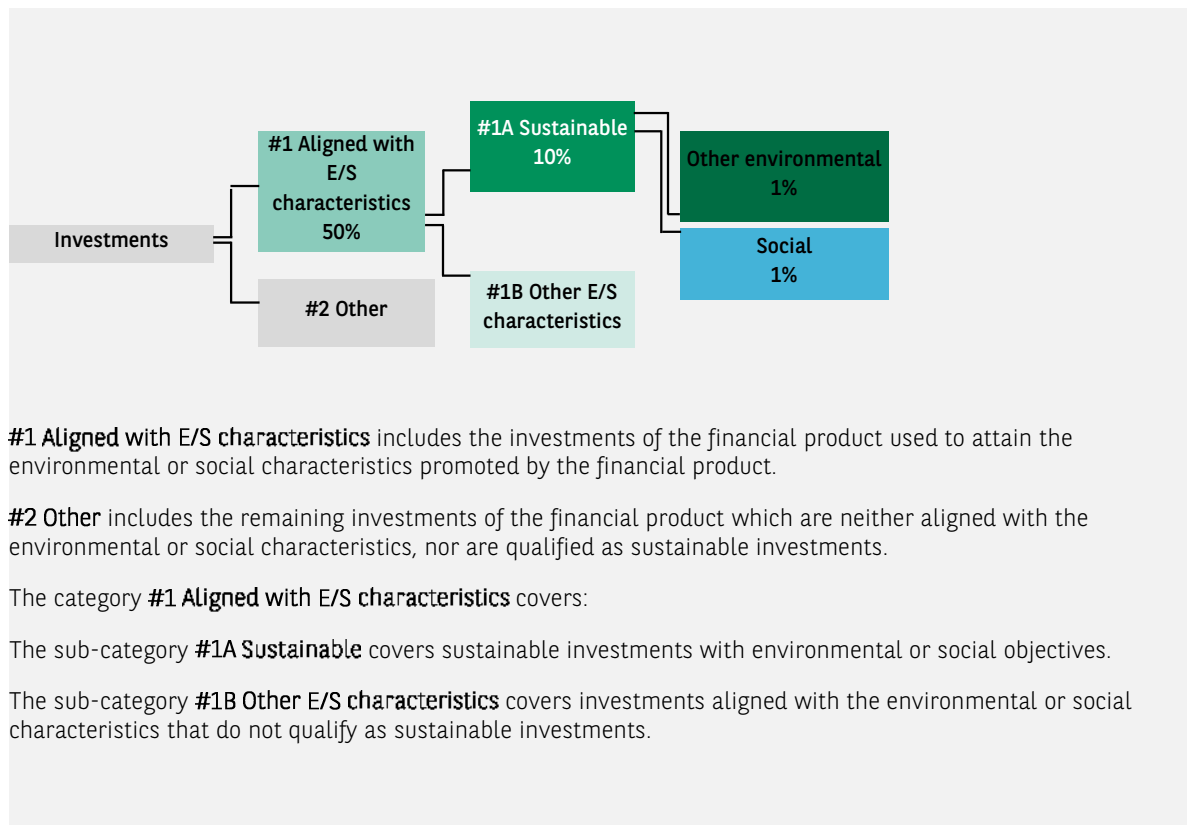
The minimum proportion of sustainable investments of the financial product is 10%.

The remaining proportion of the investments is mainly used as described under the question: "What investments are included under "#2 Other", what is their purpose and are there any minimum environmental or social safeguards?"

- **turnover** reflecting the share of revenue from green activities of investee companies.

- **capital expenditure** (CapEx) showing the green investments made by investee companies, e.g. for a transition to a green economy.

- **operational expenditure** (OpEx) reflecting green operational activities of investee companies.



● **How does the use of derivatives attain the environmental or social characteristics promoted by the financial product?**

Financial derivative instruments may be used for efficient portfolio management, hedging and/or investment purposes, if applicable. These instruments are not used to attain the environmental or social characteristics promoted by the product.



To what minimum extent are sustainable investments with an environmental objective aligned with the EU Taxonomy?

Not applicable

● **Does the financial product invest in fossil gas and/or nuclear energy related activities that comply with the EU Taxonomy¹?**

Yes

In fossil gas In Nuclear Energy

No

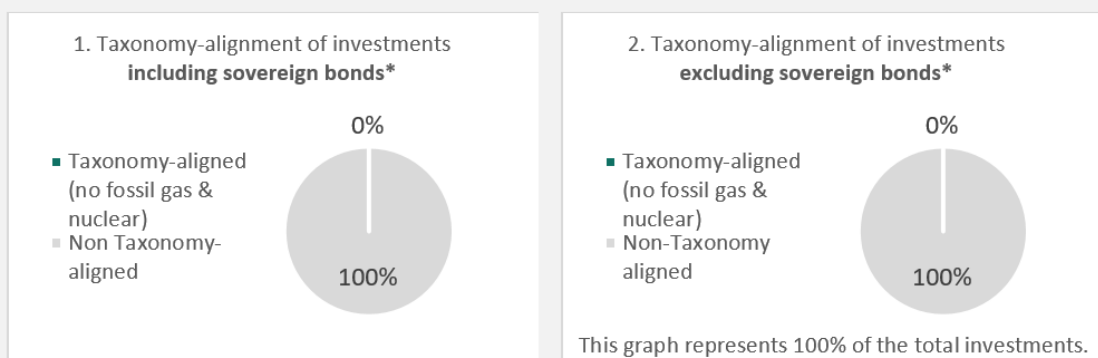
¹ - Fossil gas and/or nuclear related activities will only comply with the EU Taxonomy where they contribute to limiting climate change ("climate change mitigation") and do not significantly harm any EU Taxonomy objective - see explanatory note in the left hand margin. The full criteria for fossil gas and nuclear energy economic activities that comply with the EU Taxonomy are laid down in Commission Delegated Regulation (EU) 2022/1214.

To comply with the EU Taxonomy, the criteria for fossil gas and nuclear energy related activities include limitations on emissions and switching to renewable power or low-carbon fuels by the end of 2035. For nuclear energy, the criteria include comprehensive safety and waste management rules.



Enabling activities directly enable other activities to make a substantial contribution to an environmental objective. **Transitional activities** are activities for which low-carbon alternatives are not yet available and among others have greenhouse gas emission levels corresponding to the best performance.

The two graphs below show in green the minimum percentage of investments that are aligned with the EU Taxonomy. As there is no appropriate methodology to determine the Taxonomy-alignment of sovereign bonds*, the first graph shows the Taxonomy-alignment in relation to all the investments of the financial product including sovereign bonds, while the second graph shows the Taxonomy-alignment only in relation to the investments of the financial product other than sovereign bonds.



* For the purpose of these graphs, 'sovereign bonds' consist of all sovereign exposures

● **What is the minimum share of investments in transitional and enabling activities?**

Not applicable

are sustainable investments with an environmental objective that **do not take into account the criteria** for environmentally sustainable economic activities under the EU Taxonomy.

● **What is the minimum share of sustainable investments with an environmental objective that are not aligned with the EU Taxonomy?**

The minimum share of sustainable investments with an environmental objective that are not aligned with the EU Taxonomy is 1%.

The minimum share is intentionally low as the objective of the investment manager is not to prevent the product from investing in taxonomy-aligned activities within the framework of the investment strategy of the product.

The Management Company is improving its Taxonomy-alignment data collection to ensure the accuracy and suitability of its Taxonomy sustainability-related disclosures. In the meantime, the financial product will invest in sustainable investments with an environmental objective that are not aligned with the EU Taxonomy.

● **What is the minimum share of socially sustainable investments?**

The minimum share of socially sustainable investments within the financial product is 1%.

● **What investments are included under '#2 Other', what is their purpose and are there any minimum environmental or social safeguards?**

The remaining proportion of the investments may include :

- The proportion of assets that are not used to meet the environmental or social characteristics promoted by the financial product. These assets are used for investment purposes, or
- Instruments which are mainly used for liquidity, efficient portfolio management, and/or hedging purposes, notably cash, deposits and derivatives

In any case, the investment manager will ensure that those investments are made while maintaining the

improvement of the ESG profile of the financial product. In addition, those investments are made in compliance with our internal processes, including the following minimum environmental or social safeguards:

- The risk management policy. The risk management policy comprises procedures as are necessary to enable the management company to assess for each financial product it manages the exposure of that product to market, liquidity, sustainability and counterparty risks. And

- The RBC policy, where applicable, through the exclusion of companies involved in controversies due to poor practices related to human and labour rights, environment, and corruption, as well as companies operating in sensitive sectors (tobacco, coal, controversial weapons, asbestos,...), as these companies are deemed to be in violation of international norms, or to cause unacceptable harm to society and/or the environment



Is a specific index designated as a reference benchmark to determine whether this financial product is aligned with the environmental and/or social characteristics that it promotes?

Reference benchmarks are indexes to measure whether the financial product attains the environmental or social characteristics that they promote.

No reference benchmark has been designated for the purpose of attaining the environmental or social characteristics promoted by the financial product.

- **How is the reference benchmark continuously aligned with each of the environmental or social characteristics promoted by the financial product?**

Not applicable

- **How is the alignment of the investment strategy with the methodology of the index ensured on a continuous basis?**

Not applicable

- **How does the designated index differ from a relevant broad market index?**

Not applicable

- **Where can the methodology used for the calculation of the designated index be found?**

Not applicable



Where can I find more product specific information online?

More product-specific information can be found on the website: <https://www.bnpparibas-am.com/> after choosing the relevant country and directly in the section 'Sustainability-related disclosures' dedicated to the product.

Template pre-contractual disclosure for the financial products referred to in Article 8, paragraphs 1, 2 and 2a, of Regulation (EU) 2019/2088 and Article 6, first paragraph, of Regulation (EU) 2020/852

Sustainable investment means an investment in an economic activity that contributes to an environmental or social objective, provided that the investment does not significantly harm any environmental or social objective and that the investee companies follow good governance practices.

The **EU Taxonomy** is a classification system laid down in Regulation (EU) 2020/852, establishing a list of **environmentally sustainable economic activities**. That Regulation does not lay down a list of socially sustainable economic activities. Sustainable investments with an environmental objective might be aligned with the Taxonomy or not.

Product name : **BNP PARIBAS FUNDS US SMALL CAP**

Legal Entity Identifier : 2138003RHIJMX7QGR531

Environmental and/or social characteristics

Does this financial product have a sustainable investment objective?	
<input checked="" type="radio"/> <input type="radio"/> Yes	<input checked="" type="radio"/> <input type="radio"/> No
<input type="checkbox"/> It will make a minimum of sustainable investments with an environmental objective: ____%	<input checked="" type="checkbox"/> It promotes Environmental/Social (E/S) characteristics and while it does not have as its objective a sustainable investment, it will have a minimum proportion of 24% of sustainable investments
<input type="checkbox"/> in economic activities that qualify as environmentally sustainable under the EU Taxonomy	<input type="checkbox"/> with an environmental objective in economic activities that qualify as environmentally sustainable under the EU Taxonomy
<input type="checkbox"/> in economic activities that do not qualify as environmentally sustainable under the EU Taxonomy	<input checked="" type="checkbox"/> with an environmental objective in economic activities that do not qualify as environmentally sustainable under the EU Taxonomy
<input type="checkbox"/> It will make a minimum of sustainable investments with a social objective: ____%	<input checked="" type="checkbox"/> with a social objective
	<input type="checkbox"/> It promotes E/S characteristics, but will not make any sustainable investments



What environmental and/or social characteristics are promoted by this financial product?

The financial product promotes environmental and social characteristics by assessing underlying investments against Environmental, Social, and Governance (ESG) criteria using an ESG internal proprietary methodology, and by investing in issuers that demonstrate good environmental and social practices, while implementing robust corporate governance practices within their sector of activity.

The ESG performance of an issuer is evaluated against a combination of environmental, social and governance factors which include but are not limited to:

- Environmental: energy efficiency, reduction of emissions of greenhouse gases (GHG), treatment of waste

- Social: respect of human rights and workers' rights, human resources management (workers' health and safety, diversity)
- Governance: Board of Directors independence, managers' remuneration, respect of minority shareholders rights

The exclusion criteria are applied with regard to issuers that are in violation of international norms and convention, or operate in sensitive sectors as defined by the Responsible Business Conduct Policy (RBC Policy).

Furthermore, the investment manager promotes better environmental and social outcomes through engagement with issuers and the exercise of voting rights according to the Stewardship policy, where applicable.

No reference benchmark has been designated for the purpose of attaining the environmental or social characteristics promoted by the financial product.

Sustainability indicators measure how the environmental or social characteristics promoted by the financial product are attained.

● **What sustainability indicators are used to measure the attainment of each of the environmental or social characteristics promoted by this financial product?**

The following sustainability indicators are used to measure the attainment of the environmental and social characteristics promoted by the financial product:

- The percentage of the financial product's portfolio compliant with the RBC Policy
- The percentage of the financial product's portfolio covered by ESG analysis based on the ESG internal proprietary methodology
- The weighted average ESG score of the financial product's portfolio compared to the weighted average ESG score of its investment universe, as defined in the Prospectus
- The percentage of the financial product's portfolio invested in 'sustainable investments' as defined in Article 2 (17) of the SFDR regulation

● **What are the objectives of the sustainable investments that the financial product partially intends to make and how does the sustainable investment contribute to such objectives?**

The objectives of the sustainable investments made by the financial product are to finance companies that contribute to environmental and/or social objectives through their products and services, as well as their sustainable practices.

The internal methodology, as defined in the main part of the Prospectus, integrates several criteria into its definition of sustainable investments that are considered to be core components to qualify a company as sustainable. These criteria are complementary to each other. In practice, a company must meet at least one of the criteria described below in order to be considered as contributing to an environmental or social objective:

1. A company with an economic activity aligned with the EU Taxonomy objectives. A company can be qualified as sustainable investment in case it has more than 20% of its revenues aligned with the EU Taxonomy. A company qualifying as sustainable investment through this criteria can for example contribute to the following environmental objectives: sustainable forestry, environmental restoration, sustainable manufacturing, renewable energy, water supply, sewerage, waste management and remediation, sustainable transportation, sustainable buildings, sustainable information and technology, scientific research for sustainable development;
2. A company with an economic activity contributing to one or more United Nations Sustainable Development goals (UN SDG) targets. A company can be qualified as sustainable investment in case it has more than 20% of its revenues aligned with the SDGs and less than 20% of its revenues misaligned with the UN SDGs. A company qualifying as sustainable investment through this criteria can for example contribute to the following objectives:
 - a. Environmental: sustainable agriculture, sustainable management of water and sanitation, sustainable and modern energy, sustainable economic growth, sustainable infrastructure, sustainable cities, sustainable consumption and production patterns, fight against climate change, conservation and sustainable use of oceans, seas and marine resources, protection, restoration and sustainable use of

terrestrial ecosystems, sustainable management of forests, fight against desertification, land degradation and biodiversity loss;

b. Social: no poverty, zero hunger, food security, healthy lives and well-being at all ages, inclusive and equitable quality education and lifelong learning opportunities, gender equality, women and girls empowerment, availability of water and sanitation, access to affordable, reliable and modern energy, inclusive and sustainable economic growth, full and productive employment and decent work, resilient infrastructure, inclusive and sustainable industrialization, reduced inequality, inclusive, safe and resilient cities and human settlements, peaceful and inclusive societies, access to justice and effective, accountable and inclusive institutions, global partnership for sustainable development.

3. A company operating in a high GHG emission sector that is transitioning its business model to align with the objective of maintaining the global temperature rise below 1.5°C. A company qualifying as sustainable investment through this criteria can for example contribute to the following environmental objectives: GHG emissions reduction, fight against climate change;

4. A company with best-in-class environmental or social practices compared to its peers within the relevant sector and geographical region. The E or S best performer assessment is based on the BNPP AM ESG scoring methodology. The methodology scores companies and assesses them against a peer group comprising companies in comparable sectors and geographical regions. A company with a contribution score above 10 on the Environmental or Social pillar qualifies as best performer. A company qualifying as sustainable investment through this criteria can for example contribute to the following objectives:

a. Environmental: fight against climate change, environmental risk management, sustainable management of natural resources, waste management, water management, GHG emissions reduction, renewable energy, sustainable agriculture, green infrastructure;

b. Social: health and safety, human capital management, good external stakeholder management (supply chain, contractors, data), business ethics preparedness, good corporate governance.

Green bonds, social bonds and sustainability bonds issued to support specific environmental and/or social projects are also qualified as sustainable investments provided that these debt securities receive an investment recommendation 'POSITIVE' or 'NEUTRAL' from the Sustainability Center following the issuer and underlying project assessment based on a proprietary Green/Social/Sustainability Bond Assessment methodology.

Companies identified as a sustainable investment should not significantly harm any other environmental or social objectives (the Do No Significant Harm 'DNSH' principle) and should follow good governance practices. BNP Paribas Asset Management (BNPP AM) uses its proprietary methodology to assess all companies against these requirements.

More information on the internal methodology can be found on the website of the investment manager: <https://docfinder.bnpparibas-am.com/api/files/14787511-CB33-49FC-B9B5-7E934948BE63>

● **How do the sustainable investments that the financial product partially intends to make, not cause significant harm to any environmental or social sustainable investment objective?**

Sustainable investments that the product partially intends to make should not significantly harm any environmental or social objective (DNSH Principle). In this respect, the investment manager commits to consider principal adverse impacts on sustainability factors by taking into account indicators for adverse impacts as defined in SFDR, and to not invest in companies that do not meet their fundamental obligations in line with the OECD Guidelines and the UN Guiding Principles on Business and Human Rights.

How have the indicators for adverse impacts on sustainability factors been taken into account?

The investment manager ensures that throughout its investment process, the financial product takes into all the account principal all the adverse impact indicators that are relevant to its investment strategy to select the sustainable investments that the financial product partially intends to make by systematically implementing the sustainable investment pillars defined in

Principal adverse impacts are the most significant negative impacts of investment decisions on sustainability factors relating to environmental, social and employee matters, respect for human rights, anti-corruption and anti-bribery matters.



the BNP Paribas Asset Management Global Sustainability Strategy (GSS) into its investment process : RBC policy, ESG integration guidelines, Stewardship, the forward-looking vision the '3Es' (Energy transition, Environmental sustainability, Equality & Inclusive Growth).

The RBC policy establishes a common framework across investments and economic activities that help identify industries and behaviours presenting a high risk of adverse impacts in violation of international norms. As part of the RBC Policy, sector policies provide a tailored approach to identify and prioritize principal adverse impacts based on the nature of the economic activity, and in many cases, the geography in which these economic activities take place.

The ESG Integration Guidelines includes a series of commitments, which are material to consideration of principal adverse sustainability impacts, and guides the internal ESG integration process. The proprietary ESG scoring framework includes an assessment of a number of adverse sustainability impacts caused by companies in which we invest. Outcome of this assessment may impact the valuation models as well as the portfolio construction depending on the severity and materiality of adverse impacts identified.

Thus, the Investment Manager considers principal adverse sustainability impacts throughout the investment process through the use of the internal ESG scores and construction of the portfolio with an improved ESG profile compared to its investment universe.

The Forward-looking perspective defines a set of objectives and developed performance indicators to measure how the researches, portfolios and commitments are aligned on three issues, the '3Es' (Energy transition, Environmental sustainability, Equality & inclusive growth) and thus support investment processes.

Furthermore, the Stewardship team regularly identifies adverse impacts through ongoing research, collaboration with other long-term investors, and dialogue with NGOs and other experts.

As regards the sustainable investments that the financial product intends to make, the following principal adverse sustainability impacts are taken into account:

Corporate mandatory indicators:

1. GreenHouse Gas (GHG) Emissions
2. Carbon footprint
3. GHG intensity of investee companies
4. Exposure to companies active in the fossil fuel sector
5. Share of non-renewable energy consumption and production
6. Energy consumption intensity per high impact climate sector
7. Activities negatively affecting biodiversity sensitive areas
8. Emissions to water
9. Hazardous waste ratio
10. Violations of UN Global Compact principles and Organisation for Economic Cooperation and Development (OECD) Guidelines for Multinational Enterprises
11. Lack of processes and compliance mechanisms to monitor compliance with UN Global Compact principles and OECD Guidelines for Multinational Enterprises
12. Unadjusted gender pay gap
13. Board gender diversity
14. Exposure to controversial weapons (anti-personnel mines, cluster munitions, chemical weapons and biological weapons)

Corporate voluntary indicators:

Environment

4. Investments in companies without carbon emission reduction initiatives

Social

4. Lack of a supplier code of conduct
9. Lack of a human rights policy

Sovereign mandatory indicator:

15. GHG intensity
16. Investee countries subject to social violations

More detailed information on the manner in which principal adverse impacts on sustainability factors are considered can be found in the BNP PARIBAS ASSET MANAGEMENT SFDR disclosure statement:

<https://docfinder.bnpparibas-am.com/api/files/874ADAE2-3EE7-4AD4-B0ED-84FC06E090BF>

In addition, information on how the principal adverse impacts on sustainability factors have been considered over the year will be available in the annual report of the financial product.

How are the sustainable investments aligned with the OECD Guidelines for Multinational Enterprises and the UN Guiding Principles on Business and Human Rights?

The investment universe of the financial product is periodically screened with a view to identify issuers that are potentially in violation or at risk of violation of the UN Global Compact Principles, OECD Guidelines for Multinational Enterprises and UN Guiding Principles on Business & Human Rights, including the principles and rights set out in the eight fundamental conventions identified in the Declaration of the International Labour Organisation on Fundamental Principles and Rights at Work and the International Bill of Human Rights. This assessment is conducted within the BNPP AM Sustainability Centre on the basis of internal analysis and information provided by external experts, and in consultation with BNP Paribas Group CSR Team. If an issuer is found to be in serious and repeated violations of any of the principles, it will be placed on an 'exclusion list' and will not be available for investment. Existing investments should be divested from the portfolio according to an internal procedure. If an issuer is at risk of violating any of the principles, it is placed on a 'watch list' monitored, as appropriate.

The EU Taxonomy sets out a 'do not significant harm' principle by which Taxonomy-aligned investments should not significantly harm EU Taxonomy objectives and is accompanied by specific EU criteria.

The 'do no significant harm' principle applies only to those investments underlying the financial product that take into account the EU criteria for environmentally sustainable economic activities. The investments underlying the remaining portion of this financial product do not take into account the EU criteria for environmentally sustainable economic activities.

Any other sustainable investments must also not significantly harm any environmental or social objectives.



Does this financial product consider principal adverse impacts on sustainability factors?

Yes

The product considers principal adverse impacts on sustainability factors by systematically implementing the sustainable investment pillars defined in the GSS into its investment process. These pillars are covered by firm-wide policies that set criteria to identify, consider and prioritise as well as address or mitigate adverse sustainability impacts caused by issuers.

The RBC policy establishes a common framework across investments and economic activities that help identify industries and behaviours presenting a high risk of adverse impacts in violation of international norms. As part of the RBC Policy, sector policies provide a tailored approach to identify and prioritize principal adverse impacts based on the nature of the economic activity, and in many cases, the geography in which these economic activities take place.

The ESG Integration Guidelines includes a series of commitments, which are material to consideration of principal adverse sustainability impacts, and guides the internal ESG integration process. The proprietary ESG scoring framework includes an assessment of a number of adverse sustainability impacts caused by companies in which we invest. Outcome of this assessment may impact the valuation models as well as the portfolio construction depending on the severity and materiality of adverse impacts identified.

Thus, the Investment Manager considers principal adverse sustainability impacts throughout the investment process through the use of the internal ESG scores and construction of the portfolio with an improved ESG profile compared to its investment universe.

The Forward-looking perspective defines a set of objectives and developed performance indicators to measure how the researches, portfolios and commitments are aligned on three issues, the '3Es' (Energy transition, Environmental sustainability, Equality & inclusive growth) and thus support investment processes.

Furthermore, the Stewardship team regularly identifies adverse impacts through ongoing research, collaboration with other long-term investors, and dialogue with NGOs and other experts.

Actions to address or mitigate principal adverse sustainability impacts depend on the severity and materiality of these impacts. These actions are guided by the RBC Policy, ESG Integration Guidelines, and Engagement and Voting Policy which include the following provisions :

- Exclusion of issuers that are in violation of international norms and conventions and issuers that are involved in activities presenting an unacceptable risk to society and/or the environment
- Engagement with issuers with the aim of encouraging them to improve their environmental, social and governance practices and, thus, mitigate potential adverse impacts
- In case of equity holdings, voting at Annual General Meetings of companies the portfolio is invested in to promote good governance and advance environmental and social issues
- Ensuring all securities included in the portfolio have supportive ESG research
- Managing portfolios so that their aggregate ESG score is better than the relevant benchmark or universe

Based on the above approach, and depending on the composition of the financial product's portfolio (i.e. the type of issuer), the financial product considers and addresses or mitigates the following principal adverse sustainability impacts:

Corporate mandatory indicators:

1. GreenHouse Gas (GHG) Emissions
2. Carbon footprint
3. GHG intensity of investee companies
4. Exposure to companies active in the fossil fuel sector
5. Share of non-renewable energy consumption and production
6. Energy consumption intensity per high impact climate sector



7. Activities negatively affecting biodiversity sensitive areas
8. Emissions to water
9. Hazardous waste ratio
10. Violations of UN Global Compact principles and Organisation for Economic Cooperation and Development (OECD) Guidelines for Multinational Enterprises
11. Lack of processes and compliance mechanisms to monitor compliance with UN Global Compact principles and OECD Guidelines for Multinational Enterprises
12. Unadjusted gender pay gap
13. Board gender diversity
14. Exposure to controversial weapons (anti-personnel mines, cluster munitions, chemical weapons and biological weapons)

Corporate voluntary indicators:

Environment

4. Investments in companies without carbon emission reduction initiatives

Social

4. Lack of a supplier code of conduct
9. Lack of a human rights policy

Sovereign mandatory indicator:

15. GHG intensity
16. Investee countries subject to social violations

More detailed information on the manner in which principal adverse impacts on sustainability factors are considered can be found in the BNP PARIBAS ASSET MANAGEMENT SFDR disclosure statement: <https://docfinder.bnpparibas-am.com/api/files/874ADAE2-3EE7-4AD4-BOED-84FC06E090BF>
In addition, information on how the principal adverse impacts on sustainability factors have been considered over the year will be available in the annual report of the financial product.

No



What investment strategy does this financial product follow?

The investment strategy guides investment decisions based on factors such as investment objectives and risk tolerance.

To achieve the investment objective of the financial product, the investment manager takes into account at each step of its investment process the Environmental, Social and Governance (ESG) criteria that the financial product promotes.

The investment universe of the financial product is thoroughly screened with a view to identify issuers that are in violation of the UN Global Compact Principles, OECD Guidelines for Multinational Enterprises and UN Guiding Principles on Business & Human Rights.

Then the Investment Manager integrates ESG ratings and criteria into the assessment of issuers. ESG ratings are built by BNP Paribas Asset Management's Sustainability Centre using a proprietary ESG methodology.

The investment manager constantly integrates the binding elements of the investment strategy described in the question below to construct an investment portfolio with an improved ESG profile compared to its investment universe.

Environmental, social and governance (ESG) criteria contribute to, but are not a determining factor in, the manager's decision-making.

The elements of the investment strategy to attain the environmental or social characteristics promoted by this financial product as described below are systematically integrated throughout the investment process.

- **What are the binding elements of the investment strategy used to select the investments to attain each of the environmental or social characteristics promoted by this financial product?**

- The financial product shall comply with the RBC Policy by excluding companies involved in controversies due to poor practices related to human and labor rights, environment, and corruption, as well as



companies operating in sensitive sectors (tobacco, coal, controversial weapons, asbestos,...), as these companies are deemed to be in violation of international norms, or to cause unacceptable harm to society and/or the environment.

More information on the RBC Policy, and in particular criteria relating to sectoral exclusions, can be found on the website of the investment manager: Sustainability documents - BNPP AM Corporate English (<https://www.bnpparibas-am.com/sustainability-documents/>)

- The financial product shall have the weighted average ESG score of its portfolio higher than the weighted average ESG score of its investment universe, as defined in the Prospectus
- The financial product shall have at least 75% of its assets (excluding ancillary liquid assets) covered by the ESG analysis based on the ESG internal proprietary methodology
- The financial product shall invest at least 24% of its assets in 'sustainable investments' as defined in Article 2 (17) of the SFDR regulation. Criteria to qualify an investment as 'sustainable investment' are indicated in the above question 'What are the objectives of the sustainable investments that the financial product partially intends to make and does the sustainable investments contribute to such objectives' and the quantitative and qualitative thresholds are mentioned in the main part of the Prospectus

● **What is the committed minimum rate to reduce the scope of the investments considered prior to the application of that investment strategy?**

The financial product does not commit to a reduction of the scope of investments prior to the application of its investment strategy.

● **What is the policy to assess good governance practices of the investee companies?**

The ESG scoring framework assesses corporate governance through a core set of standard key performance indicators for all sectors supplemented by sector specific metrics. The governance metrics and indicators to assess good governance practices such as sound management structures, employee relations, remuneration of staff and tax compliance include but are not limited to:

- Separation of power (e.g. Split CEO/Chair)
- Board diversity
- Executive pay (remuneration policy)
- Board Independence, and key committees independence
- Accountability of directors
- Financial expertise of the Audit Committee
- Respect of shareholders rights and absence of antitakeover devices
- The presence of appropriate policies (i.e. Bribery and corruption, whistleblower)
- Tax disclosure
- An assessment of prior negative incidents relating to governance

The ESG analysis goes beyond the framework to look at a more qualitative assessment of how the insights from our ESG model are reflected in the culture and operations of investee companies. In some cases, the ESG analysts will conduct due diligence meetings to better understand the company's approach to corporate governance.

Good governance practices include sound management structures, employee relations, remuneration of staff and tax compliance.



What is the asset allocation planned for this financial product?

Asset allocation describes the share of investments in specific assets.

Taxonomy-aligned activities are expressed as a share of:

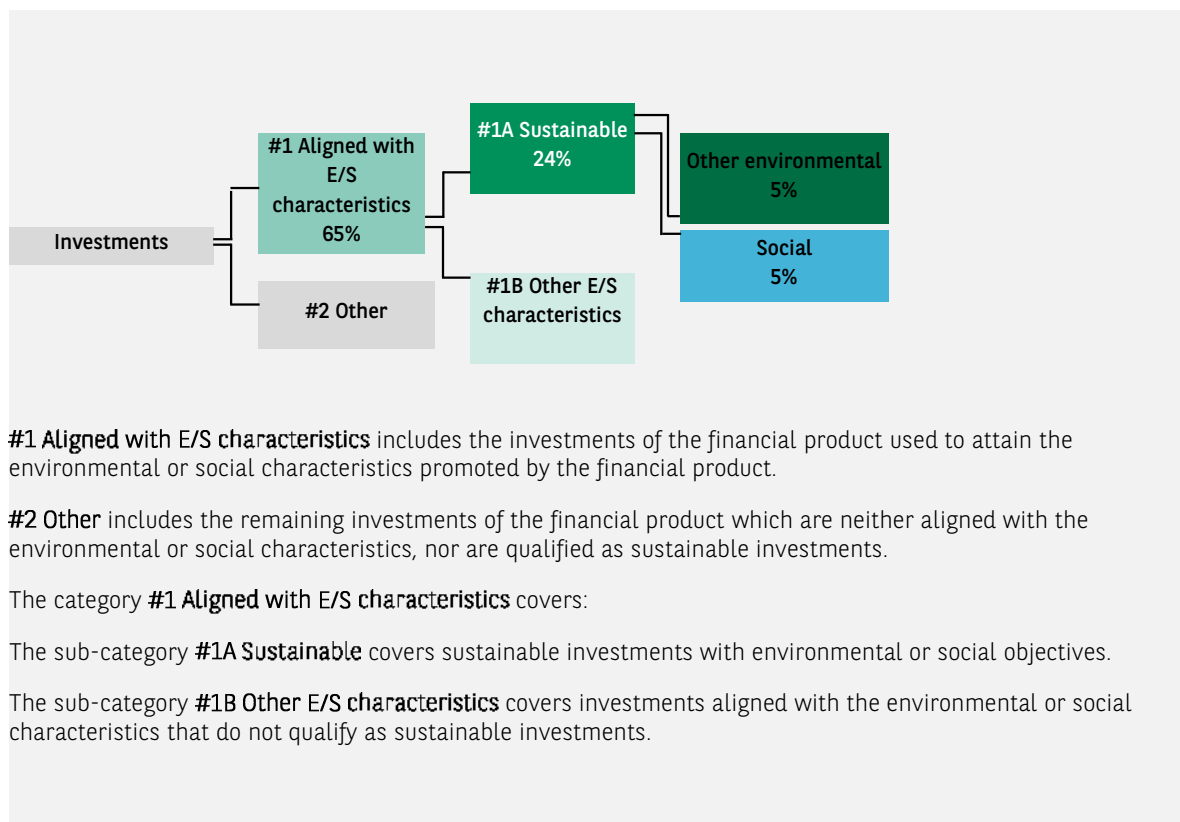
At least 65% of the investments of the financial product will be used to meet the environmental or social characteristics promoted, in accordance with the binding elements of the investment strategy of the financial product.

For the avoidance of doubt, such a proportion is solely a minimum and the exact percentage of the investments of the financial product that attained the promoted environmental or social characteristics will be available in the annual report.

The minimum proportion of sustainable investments of the financial product is 24%.

The remaining proportion of the investments is mainly used as described under the question: "What investments are included under "#2 Other", what is their purpose and are there any minimum environmental or social safeguards?"

- **turnover** reflecting the share of revenue from green activities of investee companies.
 - **capital expenditure** (CapEx) showing the green investments made by investee companies, e.g. for a transition to a green economy.
 - **operational expenditure** (OpEx) reflecting green operational activities of investee companies.



● **How does the use of derivatives attain the environmental or social characteristics promoted by the financial product?**

Financial derivative instruments may be used for efficient portfolio management, hedging and/or investment purposes, if applicable. These instruments are not used to attain the environmental or social characteristics promoted by the product.



To what minimum extent are sustainable investments with an environmental objective aligned with the EU Taxonomy?

Not applicable

● **Does the financial product invest in fossil gas and/or nuclear energy related activities that comply with the EU Taxonomy¹?**

Yes

In fossil gas In Nuclear Energy

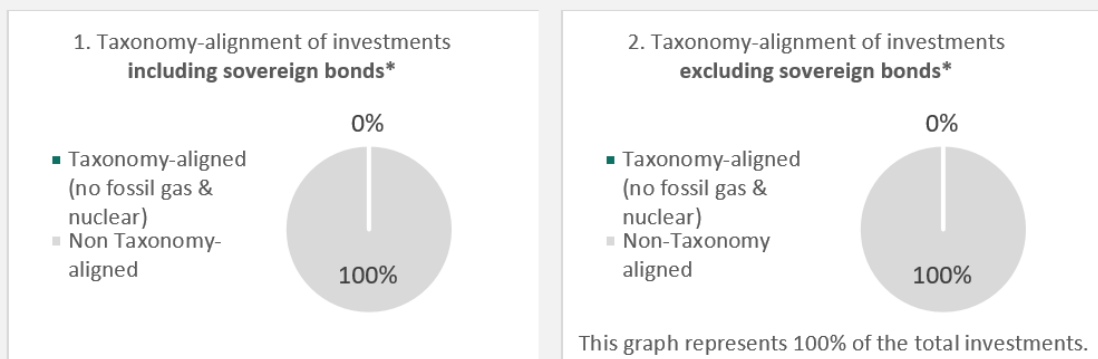
No

1 -Fossil gas and/or nuclear related activities will only comply with the EU Taxonomy where they contribute to limiting climate change ("climate change mitigation") and do not significantly harm any EU Taxonomy objective - see explanatory note in the left hand margin. The full criteria for fossil gas and nuclear energy economic activities that comply with the EU Taxonomy are laid down in Commission Delegated Regulation (EU) 2022/1214.



Enabling activities directly enable other activities to make a substantial contribution to an environmental objective. **Transitional activities** are activities for which low-carbon alternatives are not yet available and among others have greenhouse gas emission levels corresponding to the best performance.

The two graphs below show in green the minimum percentage of investments that are aligned with the EU Taxonomy. As there is no appropriate methodology to determine the Taxonomy-alignment of sovereign bonds*, the first graph shows the Taxonomy-alignment in relation to all the investments of the financial product including sovereign bonds, while the second graph shows the Taxonomy-alignment only in relation to the investments of the financial product other than sovereign bonds.



* For the purpose of these graphs, 'sovereign bonds' consist of all sovereign exposures

● **What is the minimum share of investments in transitional and enabling activities?**

Not applicable

are sustainable investments with an environmental objective that **do not take into account the criteria** for environmentally sustainable economic activities under the EU Taxonomy.

● **What is the minimum share of sustainable investments with an environmental objective that are not aligned with the EU Taxonomy?**

The minimum share of sustainable investments with an environmental objective that are not aligned with the EU Taxonomy is 5%.

The minimum share is intentionally low as the objective of the investment manager is not to prevent the product from investing in taxonomy-aligned activities within the framework of the investment strategy of the product.

The Management Company is improving its Taxonomy-alignment data collection to ensure the accuracy and suitability of its Taxonomy sustainability-related disclosures. In the meantime, the financial product will invest in sustainable investments with an environmental objective that are not aligned with the EU Taxonomy.

● **What is the minimum share of socially sustainable investments?**

The minimum share of socially sustainable investments within the financial product is 5%.

● **What investments are included under '#2 Other', what is their purpose and are there any minimum environmental or social safeguards?**

The remaining proportion of the investments may include :

- The proportion of assets that are not used to meet the environmental or social characteristics promoted by the financial product. These assets are used for investment purposes, or
- Instruments which are mainly used for liquidity, efficient portfolio management, and/or hedging purposes, notably cash, deposits and derivatives

In any case, the investment manager will ensure that those investments are made while maintaining the

improvement of the ESG profile of the financial product. In addition, those investments are made in compliance with our internal processes, including the following minimum environmental or social safeguards:

- The risk management policy. The risk management policy comprises procedures as are necessary to enable the management company to assess for each financial product it manages the exposure of that product to market, liquidity, sustainability and counterparty risks. And

- The RBC policy, where applicable, through the exclusion of companies involved in controversies due to poor practices related to human and labour rights, environment, and corruption, as well as companies operating in sensitive sectors (tobacco, coal, controversial weapons, asbestos,...), as these companies are deemed to be in violation of international norms, or to cause unacceptable harm to society and/or the environment



Is a specific index designated as a reference benchmark to determine whether this financial product is aligned with the environmental and/or social characteristics that it promotes?

Reference benchmarks are indexes to measure whether the financial product attains the environmental or social characteristics that they promote.

No reference benchmark has been designated for the purpose of attaining the environmental or social characteristics promoted by the financial product.

- **How is the reference benchmark continuously aligned with each of the environmental or social characteristics promoted by the financial product?**

Not applicable

- **How is the alignment of the investment strategy with the methodology of the index ensured on a continuous basis?**

Not applicable

- **How does the designated index differ from a relevant broad market index?**

Not applicable

- **Where can the methodology used for the calculation of the designated index be found?**

Not applicable



Where can I find more product specific information online?

More product-specific information can be found on the website: <https://www.bnpparibas-am.com/> after choosing the relevant country and directly in the section 'Sustainability-related disclosures' dedicated to the product.

Template pre-contractual disclosure for the financial products referred to in Article 8, paragraphs 1, 2 and 2a, of Regulation (EU) 2019/2088 and Article 6, first paragraph, of Regulation (EU) 2020/852

Sustainable investment means an investment in an economic activity that contributes to an environmental or social objective, provided that the investment does not significantly harm any environmental or social objective and that the investee companies follow good governance practices.

The **EU Taxonomy** is a classification system laid down in Regulation (EU) 2020/852, establishing a list of **environmentally sustainable economic activities**. That Regulation does not lay down a list of socially sustainable economic activities. Sustainable investments with an environmental objective might be aligned with the Taxonomy or not.

Product name : **BNP PARIBAS FUNDS USD MONEY MARKET**

Legal Entity Identifier : 2138002RYJD3IVRUN140

Environmental and/or social characteristics

Does this financial product have a sustainable investment objective?	
<input checked="" type="radio"/> <input type="radio"/> Yes	<input checked="" type="radio"/> <input type="radio"/> No
<input type="checkbox"/> It will make a minimum of sustainable investments with an environmental objective: ____% <input type="checkbox"/> in economic activities that qualify as environmentally sustainable under the EU Taxonomy <input type="checkbox"/> in economic activities that do not qualify as environmentally sustainable under the EU Taxonomy <input type="checkbox"/> It will make a minimum of sustainable investments with a social objective: ____%	<input checked="" type="checkbox"/> It promotes Environmental/Social (E/S) characteristics and while it does not have as its objective a sustainable investment, it will have a minimum proportion of 10% of sustainable investments <input type="checkbox"/> with an environmental objective in economic activities that qualify as environmentally sustainable under the EU Taxonomy <input checked="" type="checkbox"/> with an environmental objective in economic activities that do not qualify as environmentally sustainable under the EU Taxonomy <input checked="" type="checkbox"/> with a social objective <input type="checkbox"/> It promotes E/S characteristics, but will not make any sustainable investments



What environmental and/or social characteristics are promoted by this financial product?

The financial product promotes environmental and social characteristics by assessing underlying investments against Environmental, Social, and Governance (ESG) criteria using an ESG internal proprietary methodology, and by investing in issuers that demonstrate good environmental, social and governance practices.

Corporate issuers

The investment strategy selects:

Corporate issuers with good or improving ESG practices within their sector of activity. The ESG performance of an issuer is evaluated against a combination of environmental, social and governance factors which include but are

not limited to:

- Environmental: energy efficiency, reduction of emissions of greenhouse gases (GHG), treatment of waste
- Social: respect of human rights and workers' rights, human resources management (workers' health and safety, diversity)
- Governance: Board of Directors independence, managers' remuneration, respect of minority shareholders rights

The exclusion criteria are applied with regard to issuers that are in violation of international norms and convention, or operate in sensitive sectors as defined by the Responsible Business Conduct Policy (RBC Policy).

Sovereign issuers

The investment strategy selects sovereign issuers based on their performance across the environmental, social and governance pillars. The ESG performance of each country is assessed using an internal Sovereign ESG methodology that focuses on measuring governments' efforts to produce and preserve assets, goods, and services with high ESG values, according to their level of economic development. This involves evaluation of a country against a combination of environmental, social and governance factors, which include but not limited to:

- Environmental: climate mitigation, biodiversity, energy efficiency, land resources, pollution
- Social: life conditions, economic inequality, education, employment, health infrastructure, human capital
- Governance: business rights, corruption, democratic life, political stability, security

BNP Paribas Asset Management's Global Sustainability Strategy places a strong emphasis on combatting climate change. Therefore, given the importance of sovereigns in addressing climate change, the internal Sovereign ESG methodology includes an additional scoring component that captures the country's contribution to progress towards the net-zero goals set out in the Paris Agreement. This additional scoring component reflects countries' commitment to future targets balanced by their current policies and their forward-looking physical climate risk exposure. It combines temperature alignment methodology for determining national contributions to climate change with an assessment of the laws and policies countries have in place for addressing climate change.

The investment manager also applies the BNP Paribas Group's sensitive countries framework, which includes restrictive measures on certain countries and/or activities that are considered as being particularly exposed to money laundering and terrorism financing related risks.

Furthermore, the investment manager promotes better environmental and social outcomes through engagement with issuers and the exercise of voting rights according to the Stewardship policy, where applicable.

No reference benchmark has been designated for the purpose of attaining the environmental or social characteristics promoted by the financial product.

● **What sustainability indicators are used to measure the attainment of each of the environmental or social characteristics promoted by this financial product?**

The following sustainability indicators are used to measure the attainment of the environmental and social characteristics promoted by the financial product:

- The percentage of the portfolio compliant with the RBC Policy
- The percentage of the portfolio covered by ESG analysis based on the ESG internal proprietary methodology
- The weighted average ESG score of the portfolio compared to the weighted average ESG score of its investment universe, as defined in the Prospectus
- The percentage of the financial product's portfolio invested in 'sustainable investments' as defined in Article 2 (17) of the SFDR regulation

Sustainability indicators measure how the environmental or social characteristics promoted by the financial product are attained.

● **What are the objectives of the sustainable investments that the financial product partially intends to make and how does the sustainable investment contribute to such objectives?**

The objectives of the sustainable investments made by the financial product are to finance companies that contribute to environmental and/or social objectives through their products and services, as well as their sustainable practices.

The internal methodology, as defined in the main part of the Prospectus, integrates several criteria into its definition of sustainable investments that are considered to be core components to qualify a company as sustainable. These criteria are complementary to each other. In practice, a company must meet at least one of the criteria described below in order to be considered as contributing to an environmental or social objective:

1. A company with an economic activity aligned with the EU Taxonomy objectives. A company can be qualified as sustainable investment in case it has more than 20% of its revenues aligned with the EU Taxonomy. A company qualifying as sustainable investment through this criteria can for example contribute to the following environmental objectives: sustainable forestry, environmental restoration, sustainable manufacturing, renewable energy, water supply, sewerage, waste management and remediation, sustainable transportation, sustainable buildings, sustainable information and technology, scientific research for sustainable development;

2. A company with an economic activity contributing to one or more United Nations Sustainable Development goals (UN SDG) targets. A company can be qualified as sustainable investment in case it has more than 20% of its revenues aligned with the SDGs and less than 20% of its revenues misaligned with the UN SDGs. A company qualifying as sustainable investment through this criteria can for example contribute to the following objectives:

a. Environmental: sustainable agriculture, sustainable management of water and sanitation, sustainable and modern energy, sustainable economic growth, sustainable infrastructure, sustainable cities, sustainable consumption and production patterns, fight against climate change, conservation and sustainable use of oceans, seas and marine resources, protection, restoration and sustainable use of terrestrial ecosystems, sustainable management of forests, fight against desertification, land degradation and biodiversity loss;

b. Social: no poverty, zero hunger, food security, healthy lives and well-being at all ages, inclusive and equitable quality education and lifelong learning opportunities, gender equality, women and girls empowerment, availability of water and sanitation, access to affordable, reliable and modern energy, inclusive and sustainable economic growth, full and productive employment and decent work, resilient infrastructure, inclusive and sustainable industrialization, reduced inequality, inclusive, safe and resilient cities and human settlements, peaceful and inclusive societies, access to justice and effective, accountable and inclusive institutions, global partnership for sustainable development.

3. A company operating in a high GHG emission sector that is transitioning its business model to align with the objective of maintaining the global temperature rise below 1.5°C. A company qualifying as sustainable investment through this criteria can for example contribute to the following environmental objectives: GHG emissions reduction, fight against climate change;

4. A company with best-in-class environmental or social practices compared to its peers within the relevant sector and geographical region. The E or S best performer assessment is based on the BNPP AM ESG scoring methodology. The methodology scores companies and assesses them against a peer group comprising companies in comparable sectors and geographical regions. A company with a contribution score above 10 on the Environmental or Social pillar qualifies as best performer. A company qualifying as sustainable investment through this criteria can for example contribute to the following objectives:

a. Environmental: fight against climate change, environmental risk management, sustainable management of natural resources, waste management, water management, GHG emissions reduction, renewable energy, sustainable agriculture, green infrastructure;

b. Social: health and safety, human capital management, good external stakeholder management (supply chain, contractors, data), business ethics preparedness, good corporate governance.

Green bonds, social bonds and sustainability bonds issued to support specific environmental and/or social projects are also qualified as sustainable investments provided that these debt securities receive an investment recommendation 'POSITIVE' or 'NEUTRAL' from the Sustainability Center following the issuer and underlying project assessment based on a proprietary Green/Social/Sustainability Bond Assessment methodology.

Companies identified as a sustainable investment should not significantly harm any other environmental or social objectives (the Do No Significant Harm 'DNSH' principle) and should follow good governance practices. BNP Paribas Asset Management (BNPP AM) uses its proprietary methodology to assess all companies against these requirements.

More information on the internal methodology can be found on the website of the investment manager: <https://docfinder.bnpparibas-am.com/api/files/14787511-CB33-49FC-B9B5-7E934948BE63>

Principal adverse impacts are the most significant negative impacts of investment decisions on sustainability factors relating to environmental, social and employee matters, respect for human rights, anti-corruption and anti-bribery matters.

● **How do the sustainable investments that the financial product partially intends to make, not cause significant harm to any environmental or social sustainable investment objective?**

Sustainable investments that the product partially intends to make should not significantly harm any environmental or social objective (DNSH Principle). In this respect, the investment manager commits to consider principal adverse impacts on sustainability factors by taking into account indicators for adverse impacts as defined in SFDR, and to not invest in companies that do not meet their fundamental obligations in line with the OECD Guidelines and the UN Guiding Principles on Business and Human Rights.

How have the indicators for adverse impacts on sustainability factors been taken into account?

The investment manager ensures that throughout its investment process, the financial product takes into all the account principal all the adverse impact indicators that are relevant to its investment strategy to select the sustainable investments that the financial product partially intends to make by systematically implementing the sustainable investment pillars defined in the BNP Paribas Asset Management Global Sustainability Strategy (GSS) into its investment process : RBC policy, ESG integration guidelines, Stewardship, the forward-looking vision the '3Es' (Energy transition, Environmental sustainability, Equality & Inclusive Growth).

The RBC policy establishes a common framework across investments and economic activities that help identify industries and behaviours presenting a high risk of adverse impacts in violation of international norms. As part of the RBC Policy, sector policies provide a tailored approach to identify and prioritize principal adverse impacts based on the nature of the economic activity, and in many cases, the geography in which these economic activities take place.

The ESG Integration Guidelines includes a series of commitments, which are material to consideration of principal adverse sustainability impacts, and guides the internal ESG integration process. The proprietary ESG scoring framework includes an assessment of a number of adverse sustainability impacts caused by companies in which we invest. Outcome of this assessment may impact the valuation models as well as the portfolio construction depending on the severity and materiality of adverse impacts identified.

Thus, the Investment Manager considers principal adverse sustainability impacts throughout the investment process through the use of the internal ESG scores and construction of the portfolio with an improved ESG profile compared to its investment universe.

The Forward-looking perspective defines a set of objectives and developed performance indicators to measure how the researches, portfolios and commitments are aligned on three issues, the '3Es' (Energy transition, Environmental sustainability, Equality & inclusive growth) and thus support investment processes.

Furthermore, the Stewardship team regularly identifies adverse impacts through ongoing research, collaboration with other long-term investors, and dialogue with NGOs and other experts.

As regards the sustainable investments that the financial product intends to make, the following principal adverse sustainability impacts are taken into account:

Corporate mandatory indicators:

1. GreenHouse Gas (GHG) Emissions

2. Carbon footprint
3. GHG intensity of investee companies
4. Exposure to companies active in the fossil fuel sector
5. Share of non-renewable energy consumption and production
6. Energy consumption intensity per high impact climate sector
7. Activities negatively affecting biodiversity sensitive areas
8. Emissions to water
9. Hazardous waste ratio
10. Violations of UN Global Compact principles and Organisation for Economic Cooperation and Development (OECD) Guidelines for Multinational Enterprises
11. Lack of processes and compliance mechanisms to monitor compliance with UN Global Compact principles and OECD Guidelines for Multinational Enterprises
12. Unadjusted gender pay gap
13. Board gender diversity
14. Exposure to controversial weapons (anti-personnel mines, cluster munitions, chemical weapons and biological weapons)

Corporate voluntary indicators:

Environment

4. Investments in companies without carbon emission reduction initiatives

Social

4. Lack of a supplier code of conduct
9. Lack of a human rights policy

Sovereign mandatory indicator:

15. GHG intensity
16. Investee countries subject to social violations

More detailed information on the manner in which principal adverse impacts on sustainability factors are considered can be found in the BNP PARIBAS ASSET MANAGEMENT SFDR disclosure statement:

<https://docfinder.bnpparibas-am.com/api/files/874ADAE2-3EE7-4AD4-B0ED-84FC06E090BF>

In addition, information on how the principal adverse impacts on sustainability factors have been considered over the year will be available in the annual report of the financial product.

How are the sustainable investments aligned with the OECD Guidelines for Multinational Enterprises and the UN Guiding Principles on Business and Human Rights?

The investment universe of the financial product is periodically screened with a view to identify issuers that are potentially in violation or at risk of violation of the UN Global Compact Principles, OECD Guidelines for Multinational Enterprises and UN Guiding Principles on Business & Human Rights, including the principles and rights set out in the eight fundamental conventions identified in the Declaration of the International Labour Organisation on Fundamental Principles and Rights at Work and the International Bill of Human Rights. This assessment is conducted within the BNPP AM Sustainability Centre on the basis of internal analysis and information provided by external experts, and in consultation with BNP Paribas Group CSR Team. If an issuer is found to be in serious and repeated violations of any of the principles, it will be placed on an 'exclusion list' and will not be available for investment. Existing investments should be divested from the portfolio according to an internal procedure. If an issuer is at risk of violating any of the principles, it is placed on a 'watch list' monitored, as appropriate.

The EU Taxonomy sets out a 'do not significant harm' principle by which Taxonomy-aligned investments should not significantly harm EU Taxonomy objectives and is accompanied by specific EU criteria.

The 'do no significant harm' principle applies only to those investments underlying the financial product that take into account the EU criteria for environmentally sustainable economic activities. The investments underlying the remaining portion of this financial product do not take into account the EU criteria for environmentally sustainable economic activities.

Any other sustainable investments must also not significantly harm any environmental or social objectives.





Does this financial product consider principal adverse impacts on sustainability factors?

Yes

The product considers principal adverse impacts on sustainability factors by systematically implementing the sustainable investment pillars defined in the GSS into its investment process. These pillars are covered by firm-wide policies that set criteria to identify, consider and prioritise as well as address or mitigate adverse sustainability impacts caused by issuers.

The RBC policy establishes a common framework across investments and economic activities that help identify industries and behaviours presenting a high risk of adverse impacts in violation of international norms. As part of the RBC Policy, sector policies provide a tailored approach to identify and prioritize principal adverse impacts based on the nature of the economic activity, and in many cases, the geography in which these economic activities take place.

The ESG Integration Guidelines includes a series of commitments, which are material to consideration of principal adverse sustainability impacts, and guides the internal ESG integration process. The proprietary ESG scoring framework includes an assessment of a number of adverse sustainability impacts caused by companies in which we invest. Outcome of this assessment may impact the valuation models as well as the portfolio construction depending on the severity and materiality of adverse impacts identified.

Thus, the Investment Manager considers principal adverse sustainability impacts throughout the investment process through the use of the internal ESG scores and construction of the portfolio with an improved ESG profile compared to its investment universe.

The Forward-looking perspective defines a set of objectives and developed performance indicators to measure how the researches, portfolios and commitments are aligned on three issues, the '3Es' (Energy transition, Environmental sustainability, Equality & inclusive growth) and thus support investment processes.

Furthermore, the Stewardship team regularly identifies adverse impacts through ongoing research, collaboration with other long-term investors, and dialogue with NGOs and other experts.

Actions to address or mitigate principal adverse sustainability impacts depend on the severity and materiality of these impacts. These actions are guided by the RBC Policy, ESG Integration Guidelines, and Engagement and Voting Policy which include the following provisions :

- Exclusion of issuers that are in violation of international norms and conventions and issuers that are involved in activities presenting an unacceptable risk to society and/or the environment
- Engagement with issuers with the aim of encouraging them to improve their environmental, social and governance practices and, thus, mitigate potential adverse impacts
- In case of equity holdings, voting at Annual General Meetings of companies the portfolio is invested in to promote good governance and advance environmental and social issues
- Ensuring all securities included in the portfolio have supportive ESG research
- Managing portfolios so that their aggregate ESG score is better than the relevant benchmark or universe

Based on the above approach, and depending on the composition of the financial product's portfolio (i.e. the type of issuer), the financial product considers and addresses or mitigates the following principal adverse sustainability impacts:

Corporate mandatory indicators:

1. GreenHouse Gas (GHG) Emissions
2. Carbon footprint
3. GHG intensity of investee companies
4. Exposure to companies active in the fossil fuel sector
5. Share of non-renewable energy consumption and production
6. Energy consumption intensity per high impact climate sector

7. Activities negatively affecting biodiversity sensitive areas
8. Emissions to water
9. Hazardous waste ratio
10. Violations of UN Global Compact principles and Organisation for Economic Cooperation and Development (OECD) Guidelines for Multinational Enterprises
11. Lack of processes and compliance mechanisms to monitor compliance with UN Global Compact principles and OECD Guidelines for Multinational Enterprises
12. Unadjusted gender pay gap
13. Board gender diversity
14. Exposure to controversial weapons (anti-personnel mines, cluster munitions, chemical weapons and biological weapons)

Corporate voluntary indicators:

Environment

4. Investments in companies without carbon emission reduction initiatives

Social

4. Lack of a supplier code of conduct
9. Lack of a human rights policy

Sovereign mandatory indicator:

15. GHG intensity
16. Investee countries subject to social violations

More detailed information on the manner in which principal adverse impacts on sustainability factors are considered can be found in the BNP PARIBAS ASSET MANAGEMENT SFDR disclosure statement: <https://docfinder.bnpparibas-am.com/api/files/874ADAE2-3EE7-4AD4-BOED-84FC06E090BF>
In addition, information on how the principal adverse impacts on sustainability factors have been considered over the year will be available in the annual report of the financial product.

No



What investment strategy does this financial product follow?

The investment strategy guides investment decisions based on factors such as investment objectives and risk tolerance.

To achieve the investment objective of the financial product, the investment manager takes into account at each step of its investment process the Environmental, Social and Governance (ESG) criteria that the financial product promotes.

The investment universe of the financial product is thoroughly screened with a view to identify issuers that are in violation of the UN Global Compact Principles, OECD Guidelines for Multinational Enterprises and UN Guiding Principles on Business & Human Rights.

Then the Investment Manager integrates ESG ratings and criteria into the assessment of issuers. ESG ratings are built by BNP Paribas Asset Management's Sustainability Centre using a proprietary ESG methodology.

The investment manager constantly integrates the binding elements of the investment strategy described in the question below to construct an investment portfolio with an improved ESG profile compared to its investment universe.

Environmental, social and governance (ESG) criteria contribute to, but are not a determining factor in, the manager's decision-making.

The elements of the investment strategy to attain the environmental or social characteristics promoted by this financial product as described below are systematically integrated throughout the investment process.

- **What are the binding elements of the investment strategy used to select the investments to attain each of the environmental or social characteristics promoted by this financial product?**

- The financial product shall comply with the RBC Policy by excluding companies involved in controversies due to poor practices related to human and labor rights, environment, and corruption, as well as

companies operating in sensitive sectors (tobacco, coal, controversial weapons, asbestos,...), as these companies are deemed to be in violation of international norms, or to cause unacceptable harm to society and/or the environment.

More information on the RBC Policy, and in particular criteria relating to sectoral exclusions, can be found on the website of the investment manager: Sustainability documents - BNPP AM Corporate English (<https://www.bnpparibas-am.com/sustainability-documents/>)

- The financial product shall have the weighted average ESG score of its portfolio higher than the weighted average ESG score of its investment universe, as defined in the Prospectus

- The financial product shall have at least 90% of its assets (excluding ancillary liquid assets) covered by the ESG analysis based on the ESG internal proprietary methodology

- The financial product shall invest at least 10% of its assets in 'sustainable investments' as defined in Article 2 (17) of the SFDR regulation. Criteria to qualify an investment as 'sustainable investment' are indicated in the above question 'What are the objectives of the sustainable investments that the financial product partially intends to make and does the sustainable investments contribute to such objectives' and the quantitative and qualitative thresholds are mentioned in the main part of the Prospectus

● What is the committed minimum rate to reduce the scope of the investments considered prior to the application of that investment strategy?

The financial product does not commit to a reduction of the scope of investments prior to the application of its investment strategy.

● What is the policy to assess good governance practices of the investee companies?

The ESG scoring framework assesses corporate governance through a core set of standard key performance indicators for all sectors supplemented by sector specific metrics. The governance metrics and indicators to assess good governance practices such as sound management structures, employee relations, remuneration of staff and tax compliance include but are not limited to:

- Separation of power (e.g. Split CEO/Chair)
- Board diversity
- Executive pay (remuneration policy)
- Board Independence, and key committees independence
- Accountability of directors
- Financial expertise of the Audit Committee
- Respect of shareholders rights and absence of antitakeover devices
- The presence of appropriate policies (i.e. Bribery and corruption, whistleblower)
- Tax disclosure
- An assessment of prior negative incidents relating to governance

The ESG analysis goes beyond the framework to look at a more qualitative assessment of how the insights from our ESG model are reflected in the culture and operations of investee companies. In some cases, the ESG analysts will conduct due diligence meetings to better understand the company's approach to corporate governance.

Good governance practices include sound management structures, employee relations, remuneration of staff and tax compliance.



What is the asset allocation planned for this financial product?

Asset allocation describes the share of investments in specific assets.

At least 50% of the investments of the financial product will be used to meet the environmental or social characteristics promoted, in accordance with the binding elements of the investment strategy of the financial product.

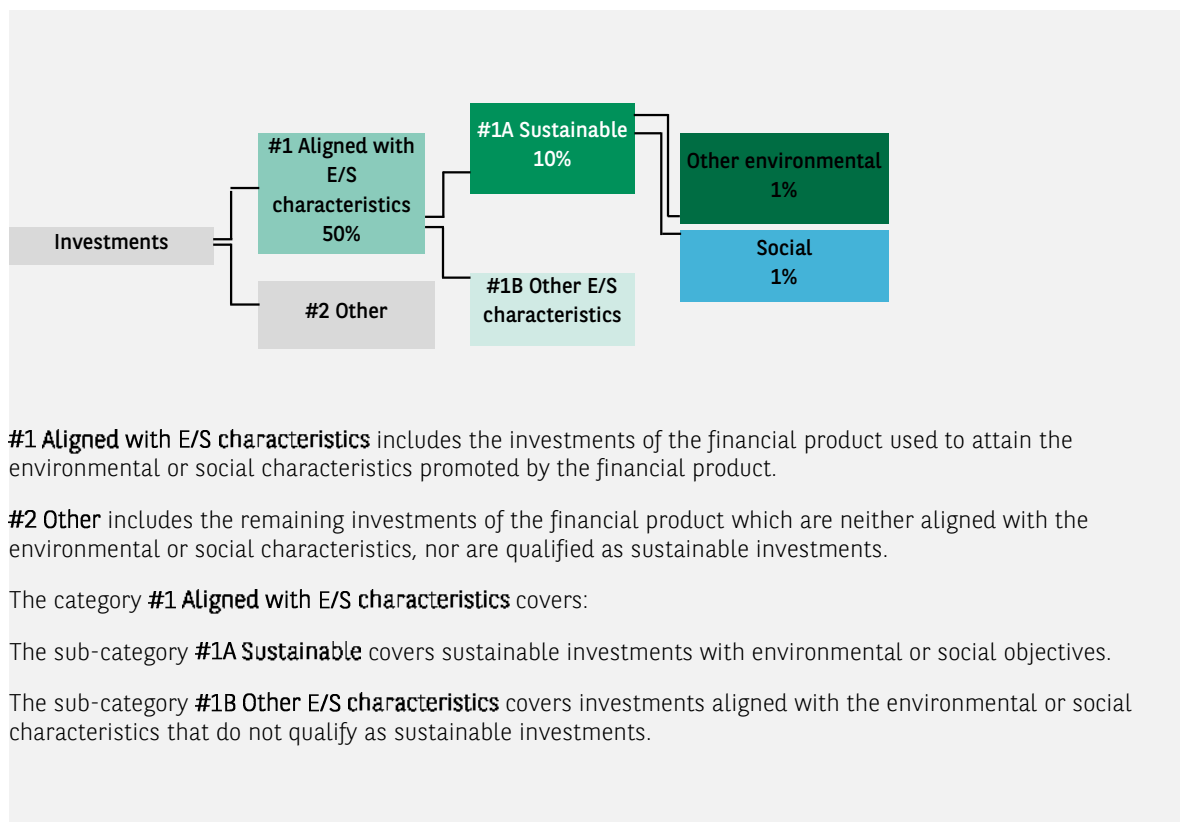
Taxonomy-aligned activities are expressed as a share of:

For the avoidance of doubt, such a proportion is solely a minimum and the exact percentage of the investments of the financial product that attained the promoted environmental or social characteristics will be available in the annual report.

The minimum proportion of sustainable investments of the financial product is 10%.

The remaining proportion of the investments is mainly used as described under the question: "What investments are included under "#2 Other", what is their purpose and are there any minimum environmental or social safeguards?"

- **turnover** reflecting the share of revenue from green activities of investee companies.
 - **capital expenditure** (CapEx) showing the green investments made by investee companies, e.g. for a transition to a green economy.
 - **operational expenditure** (OpEx) reflecting green operational activities of investee companies.



● **How does the use of derivatives attain the environmental or social characteristics promoted by the financial product?**

Financial derivative instruments may be used for efficient portfolio management, hedging and/or investment purposes, if applicable. These instruments are not used to attain the environmental or social characteristics promoted by the product.



To what minimum extent are sustainable investments with an environmental objective aligned with the EU Taxonomy?

Not applicable

● **Does the financial product invest in fossil gas and/or nuclear energy related activities that comply with the EU Taxonomy¹?**

Yes

In fossil gas In Nuclear Energy

No

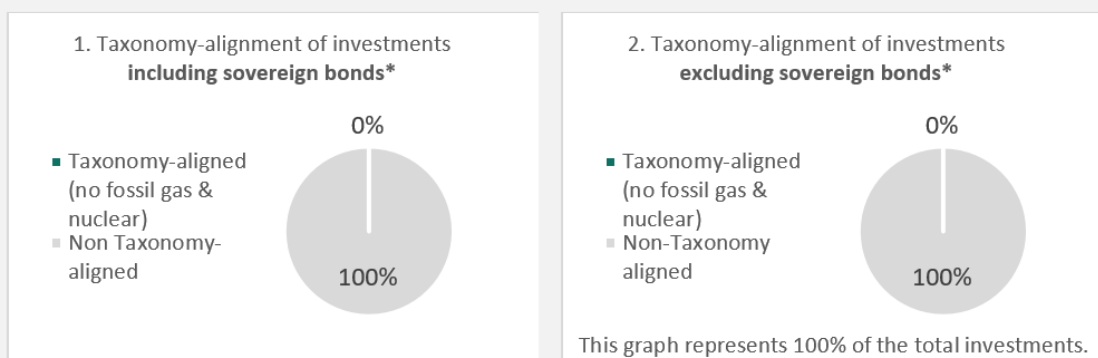
¹ -Fossil gas and/or nuclear related activities will only comply with the EU Taxonomy where they contribute to limiting climate change ("climate change mitigation") and do not significantly harm any EU Taxonomy objective - see explanatory note in the left hand margin. The full criteria for fossil gas and nuclear energy economic activities that comply with the EU Taxonomy are laid down in Commission Delegated Regulation (EU) 2022/1214.

To comply with the EU Taxonomy, the criteria for **fossil gas** include limitations on emissions and switching to renewable power or low-carbon fuels by the end of 2035. For **nuclear energy**, the criteria include comprehensive safety and waste management rules.



Enabling activities directly enable other activities to make a substantial contribution to an environmental objective. **Transitional activities** are activities for which low-carbon alternatives are not yet available and among others have greenhouse gas emission levels corresponding to the best performance.

The two graphs below show in green the minimum percentage of investments that are aligned with the EU Taxonomy. As there is no appropriate methodology to determine the Taxonomy-alignment of sovereign bonds, the first graph shows the Taxonomy-alignment in relation to all the investments of the financial product including sovereign bonds, while the second graph shows the Taxonomy-alignment only in relation to the investments of the financial product other than sovereign bonds.*



* For the purpose of these graphs, 'sovereign bonds' consist of all sovereign exposures

● **What is the minimum share of investments in transitional and enabling activities?**

Not applicable

are sustainable investments with an environmental objective that **do not take into account the criteria** for environmentally sustainable economic activities under the EU Taxonomy.

● **What is the minimum share of sustainable investments with an environmental objective that are not aligned with the EU Taxonomy?**

The minimum share of sustainable investments with an environmental objective that are not aligned with the EU Taxonomy is 1%.

The minimum share is intentionally low as the objective of the investment manager is not to prevent the product from investing in taxonomy-aligned activities within the framework of the investment strategy of the product.

The Management Company is improving its Taxonomy-alignment data collection to ensure the accuracy and suitability of its Taxonomy sustainability-related disclosures. In the meantime, the financial product will invest in sustainable investments with an environmental objective that are not aligned with the EU Taxonomy.

● **What is the minimum share of socially sustainable investments?**

The minimum share of socially sustainable investments within the financial product is 1%.

● **What investments are included under '#2 Other', what is their purpose and are there any minimum environmental or social safeguards?**

The remaining proportion of the investments may include :

- The proportion of assets that are not used to meet the environmental or social characteristics promoted by the financial product. These assets are used for investment purposes, or
- Instruments which are mainly used for liquidity, efficient portfolio management, and/or hedging purposes, notably cash, deposits and derivatives

In any case, the investment manager will ensure that those investments are made while maintaining the

improvement of the ESG profile of the financial product. In addition, those investments are made in compliance with our internal processes, including the following minimum environmental or social safeguards:

- The risk management policy. The risk management policy comprises procedures as are necessary to enable the management company to assess for each financial product it manages the exposure of that product to market, liquidity, sustainability and counterparty risks. And

- The RBC policy, where applicable, through the exclusion of companies involved in controversies due to poor practices related to human and labour rights, environment, and corruption, as well as companies operating in sensitive sectors (tobacco, coal, controversial weapons, asbestos,...), as these companies are deemed to be in violation of international norms, or to cause unacceptable harm to society and/or the environment



Is a specific index designated as a reference benchmark to determine whether this financial product is aligned with the environmental and/or social characteristics that it promotes?

Reference benchmarks are indexes to measure whether the financial product attains the environmental or social characteristics that they promote.

No reference benchmark has been designated for the purpose of attaining the environmental or social characteristics promoted by the financial product.

- **How is the reference benchmark continuously aligned with each of the environmental or social characteristics promoted by the financial product?**

Not applicable

- **How is the alignment of the investment strategy with the methodology of the index ensured on a continuous basis?**

Not applicable

- **How does the designated index differ from a relevant broad market index?**

Not applicable

- **Where can the methodology used for the calculation of the designated index be found?**

Not applicable



Where can I find more product specific information online?

More product-specific information can be found on the website: <https://www.bnpparibas-am.com/> after choosing the relevant country and directly in the section 'Sustainability-related disclosures' dedicated to the product.