

BGF China Bond Fund
A6 Hedged British Pound
BlackRock Global Funds



March 2024

Unless otherwise stated, Performance, Portfolio Breakdowns and Net Asset information as at: 31-Mar-2024.

INVESTMENT OBJECTIVE

The China Bond Fund seeks to maximise total return. The Fund invests at least 70% of its total assets in fixed income transferable securities denominated in Renminbi or other non-Chinese domestic currencies issued by entities exercising the predominant part of their economic activity in the PRC through recognised mechanisms including but not limited to the Chinese Interbank Bond Market, the on exchange bond market, quota system and/or through onshore or offshore issuances and/or any future developed channels. The Fund may invest without limit in the PRC. The Fund may invest in the full spectrum of permitted fixed income transferable securities and fixed income related securities, including non-investment grade (limited to 50% of total assets). Currency exposure is flexibly managed.

CUMULATIVE & ANNUALISED PERFORMANCE

	CUMULATIVE (%)					ANNUALISED (% p.a.)		
	1m	3m	6m	YTD	1y	3y	5y	S.I.
Fund	0.56	2.86	4.90	2.86	5.15	-1.19	-	0.20
Benchmark	0.12	0.37	0.75	0.37	1.50	1.50	-	1.50
Share Class [Max IC Applied]	-4.47	-2.28	-0.34	-2.28	-0.11	-2.87	-	-0.97
Base Share Class	0.24	2.22	4.01	2.22	3.19	-0.72	-	3.95
Base Share Class [Max IC applied]	-4.77	-2.89	-1.19	-2.89	-1.97	-2.41	-	3.52

CALENDAR YEAR PERFORMANCE

	2019	2020	2021	2022	2023
Fund	-	5.28	-5.00	-5.55	3.64
Benchmark	-	0.84	1.94	1.50	1.50

The base share class currency is as indicated in the “Key Facts” section. For hedged currency share classes only, the benchmark reflected is in the base currency.

LATEST DISTRIBUTION INFORMATION

Ex Date	Dividend per unit
28-Mar-2024	0.0345 GBP

KEY FACTS

Asset Class : Fixed Income
Benchmark : 1Y China Household Savings Deposits Rate Index
Fund Inception Date : 11-Nov-2011
Share Class Inception Date : 27-Nov-2019
Fund Base CCY : CNH
Share Class Currency : GBP
Distribution Frequency : Monthly
Fund Size (mil) : 20,647.84 CNH
Morningstar Category : Other Bond
ISIN : LU2077746779
Bloomberg Ticker : BGRA6GH

FEES AND CHARGES\*

Initial Charge : 5.00%
Annual Management Fee : 0.75%
\*For Fee details, please refer to the Fund Prospectus.

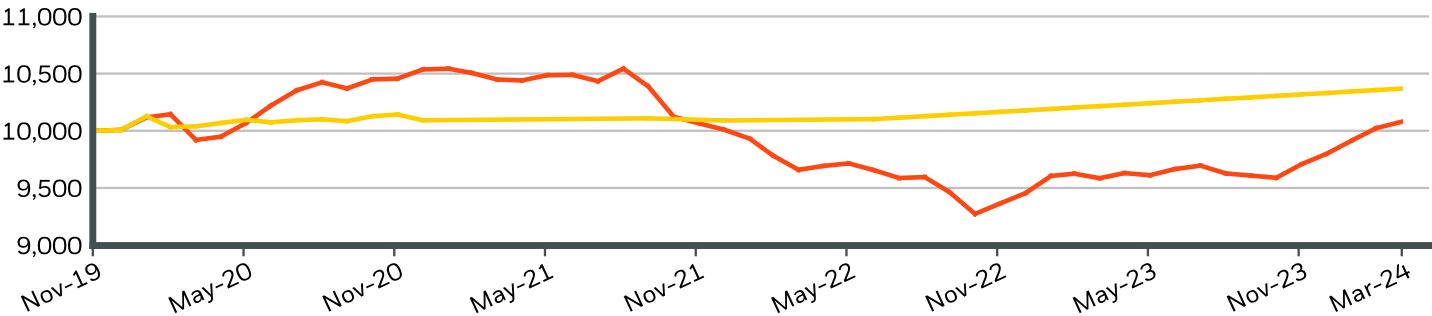
PORTFOLIO CHARACTERISTICS

Effective Duration : 2.98 yrs
3 Years Volatility : 3.37
3 Years Beta : -
Average Weighted Maturity : 4.29
Yield To Maturity : 5.40%
Number of Holdings : 449

PORTFOLIO MANAGERS

Yii Hui Wong
Suanjin Tan
Yingbo Xu

GROWTH OF 10,000 SINCE LAUNCH



**Fund** BGF China Bond FundA6 Hedged British Pound  
**Benchmark** 1Y China Household Savings Deposits Rate Index

**Contact Us**

For SG: +65 6411 3000 • [www.blackrock.com/sg](http://www.blackrock.com/sg) • [APACService@BlackRock.com](mailto:APACService@BlackRock.com)

# BGF China Bond Fund

## A6 Hedged British Pound

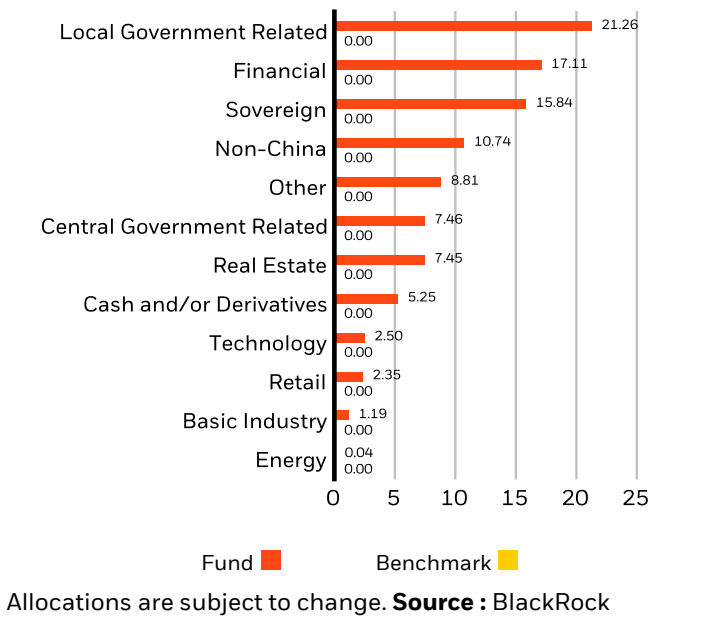
### BlackRock Global Funds



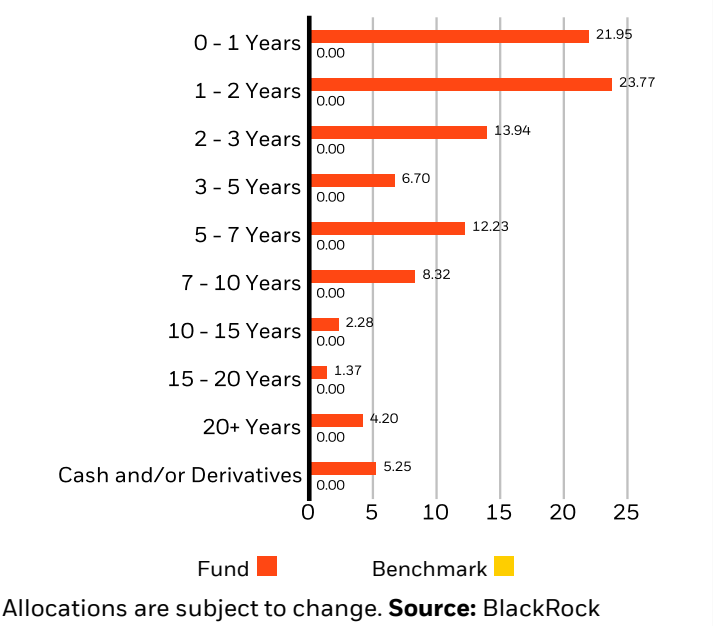
#### TOP 10 HOLDINGS (%)

CHINA PEOPLES REPUBLIC OF (GOVERNMENT BOND) 2.52 08/25/2033	2.94%
AGRICULTURAL DEVELOPMENT BANK OF CHINA LTD 2.96 04/17/2030	1.63%
CHINA PEOPLES REPUBLIC OF (GOVERNMENT BOND) 3.12 10/25/2052	1.56%
CHINA PEOPLES REPUBLIC OF (GOVERNMENT BOND) 2.8 11/15/2032	1.51%
AGRICULTURAL DEVELOPMENT BANK OF CHINA LTD 3.01 03/16/2030	1.25%
CHINA DEVELOPMENT BANK LTD 3.7 10/20/2030	1.05%
CHINA DEVELOPMENT BANK LTD 3.41 06/07/2031	1.05%
CHINA DEVELOPMENT BANK LTD 3.09 06/18/2030	1.03%
ISHARES USD ASIA HY BOND ETF	0.97%
DBS BANK CHINA LTD RegS 4.7 03/24/2031	0.95%
<b>Total of Portfolio</b>	<b>13.94%</b>

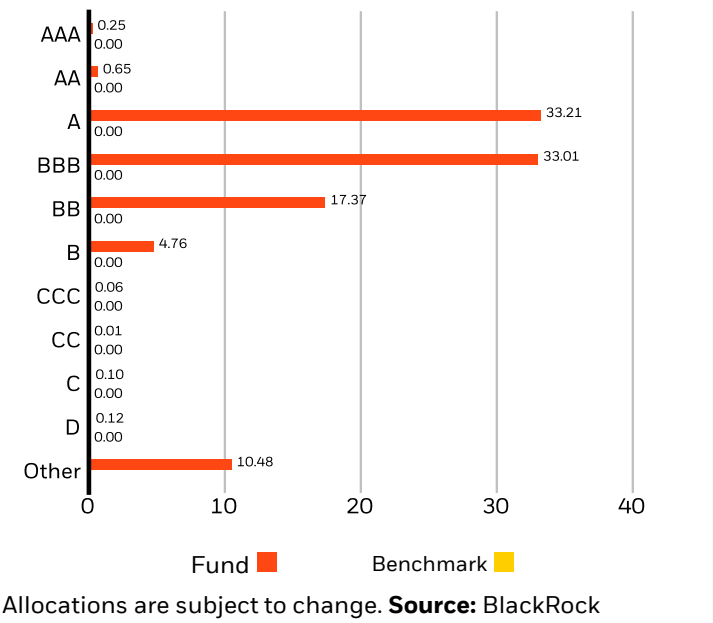
#### SECTOR BREAKDOWN (%)



#### MATURITY BREAKDOWN (%)



#### CREDIT RATINGS (%)



**IMPORTANT INFORMATION:**

Prior to 31 May 2023, the Fund was managed by Suanjin Tan and Yii Hui Wong. Prior to 1 September 2022, the Fund was managed by Eric Liu, Suanjin Tan and Yii Hui Wong.

Unless otherwise specified, all information as of 15-Apr-2024.

This advertisement or publication has not been reviewed by the Monetary Authority of Singapore. For distributing share classes, dividends are not guaranteed and may be paid out of capital. Dividend data may not be available on the issue date of this factsheet. Details on distribution may be available on request. Payments on dividends result in a reduction of the NAV per share of the Fund on the ex-dividend date. Actual dividend payout will be subject to the manager's discretion. Fund performance is shown on a NAV to NAV basis on the assumption that all distributions are reinvested, taking into account all charges which would have been payable upon such reinvestment. The Fund may use or invest in financial derivatives. In Singapore, this material is issued by BlackRock (Singapore) Limited (company registration number: 200010143N). This material is for informational purposes only and does not constitute an offer or solicitation to purchase or sell units in the Fund. Sources: BlackRock and Morningstar. Investment involves risk. Past performance is not necessarily a guide to future performance or returns. The value of investments and the income from them can fluctuate and is not guaranteed. Rates of exchange may cause the value of investments to go up or down. Investors may not get back the amount they invest. Individual stock price/figure does not represent the return of the Fund. BlackRock Global Funds (BGF) is an open-ended investment company established in Luxembourg which is available for sale in certain jurisdictions only. BGF is not available for sale in the U.S. or to U.S. persons. Product information concerning BGF should not be published in the U.S. BGF has appointed BlackRock (Singapore) Limited as its Singapore representative and agent for service of process.

Subscriptions in BGF are valid only if made on the basis of the current Prospectus and the Product Highlights Sheet available on our website [www.blackrock.com/sg](http://www.blackrock.com/sg) and you must read these documents before you invest. Investors may wish to seek advice from a financial adviser before purchasing units of the Fund. In the event that you choose not to seek advice from a financial adviser, you should consider carefully whether the Fund in question is suitable for you. Any past payout yields and payments are not indicative of future payout yields and payments. Distributions (if any) is not guaranteed and might be changed at the discretion of the Directors or Manager. Distribution may be declared out of income and/or capital of the Fund, in accordance with the prospectus. Such distributions may result in an immediate reduction of the net asset value per unit in the Fund. Some funds may generate a material portion of their payout income from financial derivatives. This may expose the funds to a higher degree of risk. These risks are described in the funds' prospectuses.

© 2024 BlackRock, Inc., All Rights Reserved.

**Contact Us**

For SG: +65 6411 3000 • [www.blackrock.com/sg](http://www.blackrock.com/sg) • [APACService@BlackRock.com](mailto:APACService@BlackRock.com)