

# Schroders

## Schroder International Selection Fund Global Sustainable Growth

A Accumulation USD | Data as at 31.03.2024

### Important Information

The fund invests in equity and equity related securities of companies worldwide which meet the investment manager's sustainability criteria.

- The fund's investment in equity securities is subject to equity investment risk.

- The fund may be subject to risk relating to sustainable investment approach, including concentration and exclusion risks, risk relating to subjective judgement in investment selection, etc..

- The fund invests in the emerging and less developed markets which may be subject to greater risks, including ownership and custody risks, political and economic risks, market and settlement risks, etc..

- The fund invests in concentrated geographical locations and subjects to higher level of risks than a fund investing in a more diversified portfolio/strategy.

- The fund may invest in smaller companies which are relatively less liquid and more volatile than larger companies.

- The fund may use derivatives to meet its investment objective. Derivatives exposure may involve higher credit risk and counterparty risk, liquidity risk and valuation risk. In adverse situations, the fund may suffer significant losses from their derivative usage for hedging.

- For distribution share classes/units, the distribution rate is not guaranteed. Distribution yield is not indicative of the return of the fund.

Distributions may be paid out of the capital of the fund at the Manager's discretion. This amounts to a return or withdrawal of part of the amount you originally invested or capital gains attributable to that and may result in an immediate decrease in the net asset value per share or decrease in the value of units of the relevant Distribution Units.

You should not make any investment decision solely based on this document. Please read the relevant offering document carefully for further fund details including risk factors.

### Investment Objectives

The Fund aims to provide capital growth by investing in equity and equity related securities of companies worldwide which meet the Investment Manager's sustainability criteria.

### Share class performance (Cumulative)

Performance (%)	1 month	3 months	6 months	YTD	1 year	3 years	5 years	10 years
<b>Fund</b>	2.5	6.1	19.7	6.1	20.8	21.4	88.6	171.6
<b>Comparator</b>	3.1	8.2	20.1	8.2	23.2	22.4	67.9	129.5

Annual Performance (%)	2019	2020	2021	2022	2023
<b>Fund</b>	31.0	27.5	19.3	-17.9	22.4
<b>Comparator</b>	26.6	16.3	18.5	-18.4	22.2

### Performance over 10 years (%)



Source: Morningstar, NAV to NAV, net income reinvested, net of fees, based on Schroder International Selection Fund Global Sustainable Growth A Accumulation USD Units, USD. Some performance differences between the fund and the benchmark may arise as the benchmark returns are not adjusted for non-dealing days of the fund. Schroder International Selection Fund is referred to as Schroder ISF. The Fund size quoted includes all classes of the Fund. Investment involves risks. Price of units may go down as well as up. Past performance is not indicative of future performance. Please refer to the relevant offering documents for fund details including risk factors. This material is issued by Schroder Investment Management (Hong Kong) Limited and has not been reviewed by the SFC. Performance is calculated from the share class's since launch date (23.11.2010). The names of the target and comparator(s) benchmarks may be displayed in abbreviation format, please refer to the Benchmark and corporate action information section for the full benchmark names.

### Fund literature



Download the offering documents and investor notice here

### Ratings and accreditation

**MSCI**  
ESG RATINGS



CCC B BB BBB A AA AAA



Please refer to the Source and ratings information section for details on the icons shown above.

### Fund facts

<b>Fund manager</b>	Charles Somers Scott MacLennan
<b>Fund launch date</b>	23.11.2010
<b>Fund base currency</b>	USD
<b>Fund size (Million)</b>	USD 6,618.15
<b>Number of holdings</b>	43
<b>Comparator</b>	MSCI ACWI NR
<b>Unit NAV</b>	USD 374.5371
<b>Hi/Lo (past 12 mths)</b>	USD 378.0892 / USD 297.6100
<b>Annualized Return (3Y)</b>	6.68%

### Fees & expenses

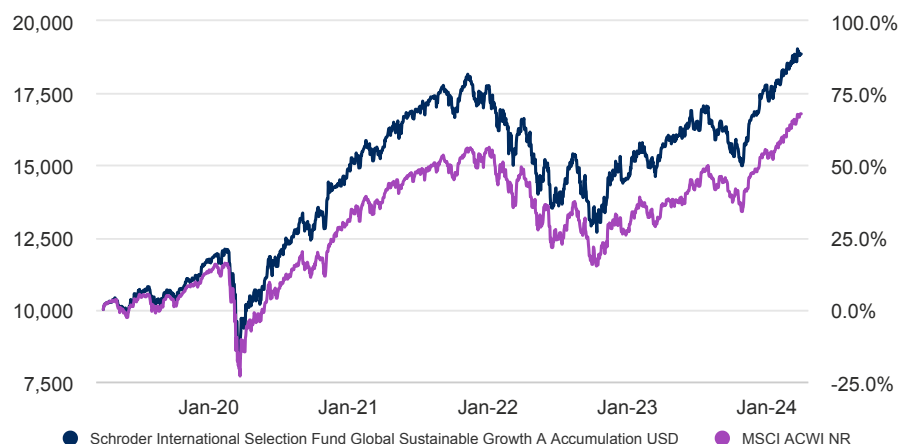
<b>Initial charge up to</b>	5.00%
<b>Annual management fee</b>	1.300%
<b>Redemption fee</b>	0.00%

# Schroders

## Schroder International Selection Fund Global Sustainable Growth

A Accumulation USD | Data as at 31.03.2024

### Return of USD 10,000



**Past Performance is not a guide to future performance and may not be repeated. The value of investments and the income from them may go down as well as up and investors may not get back the amounts originally invested. Exchange rate changes may cause the value of any overseas investments to rise or fall. Performance data does not take into account any commissions and costs, if any, charged when units or shares of any fund, as applicable, are issued and redeemed.**

The chart is for illustrative purposes only and does not reflect an actual return on any investment.

Returns are calculated NAV to NAV (which means performance does not include the effect of any initial charges), net income reinvested, net of fees.

### Codes

ISIN LU0557290698  
Bloomberg SGDWDAA LX  
Reuters code LU0557290698.LUF

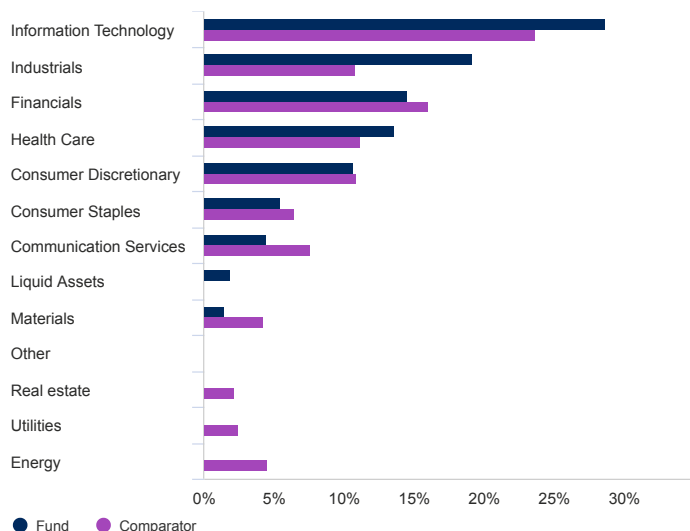
### Risk statistics & financial ratios

	Fund	Comparator
Annual volatility (%) (3y)	17.0	16.6
Alpha (%) (3y)	-0.1	-
Beta (3y)	1.0	-
Sharpe ratio (3y)	0.3	0.3
Information ratio (3y)	-0.1	-
Price to book	4.1	-
Price to earnings	25.6	-
Predicted Tracking error (%)	4.1	-

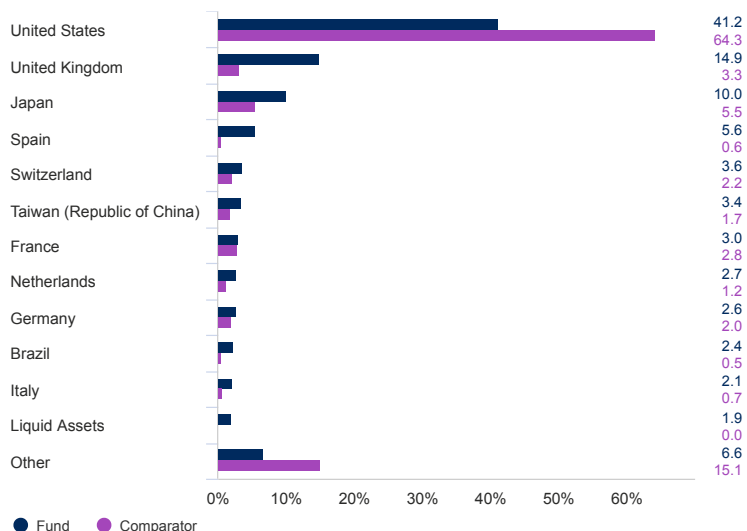
Source: Morningstar. The above ratios are based on NAV to NAV price based performance data. Source: Morningstar, and Schroders for the Predicted tracking error. The above ratios are based on bid to bid price based performance data. These financial ratios refer to the average of the equity holdings contained in the fund's portfolio and in the benchmark (if mentioned) respectively.

### Asset allocation

#### Sector (%)



#### Geographical breakdown (%)

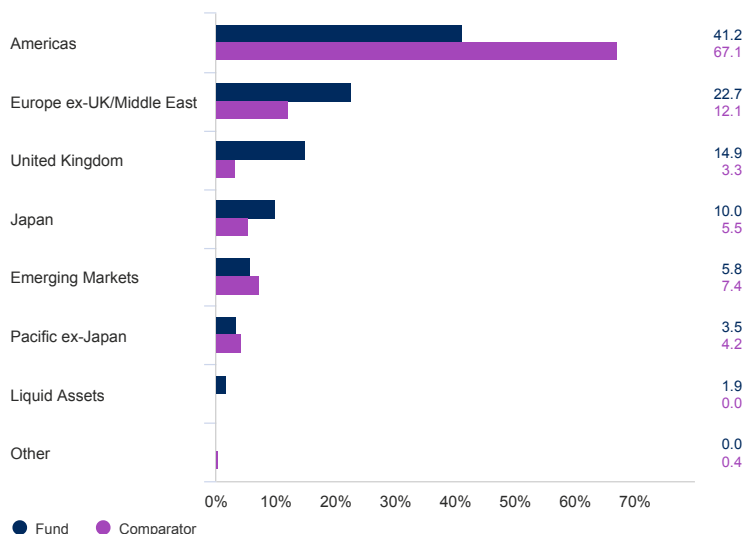


# Schroders

## Schroder International Selection Fund Global Sustainable Growth

A Accumulation USD | Data as at 31.03.2024

### Region (%)



### Top 10 holdings (%)

Holding name	%
Microsoft Corp	7.0
Alphabet Inc	4.5
Hitachi Ltd	3.6
Elevance Health Inc	3.5
Taiwan Semiconductor Manufacturing Co Ltd	3.4
Banco Bilbao Vizcaya Argentaria SA	3.2
Schneider Electric SE	3.0
Salesforce Inc	3.0
Thermo Fisher Scientific Inc	2.9
ASML Holding NV	2.7

Source: Schroders.

Derivatives are displayed on the notional basis of the underlying exposure where possible. Due to the different treatment of derivative types, the allocation to Liquid Assets may vary between each chart. Percentages of allocation may not sum up to 100% due to rounding issue.

### Share class available

	A Accumulation USD	A Accumulation EUR Hedged	A Distribution EUR Hedged	A1 Accumulation USD
<b>Distribution Policy</b>	No Distribution	No Distribution	Quarterly Variable	No Distribution
<b>ISIN</b>	LU0557290698	LU0557291076	LU0671501046	LU2244453937
<b>Bloomberg</b>	SGDWDA LX	SGDWEHA LX	SGDWAEH LX	SCGSGAU LX

### Benchmark and corporate action information

The Fund has environmental and/or social characteristics (within the meaning of Article 8 SFDR).

On 01.08.2022 Charles Somers & Scott MacLennan replaced Katherine Davidson & Charles Somers as Fund Managers. On 02.11.2017 Schroder ISF Global Demographic Opportunities changed its name to Schroder ISF Global Sustainable Growth. With effect from 01.02.2011, the Fund, previously named Schroder ISF Global Demographics & Wealth Dynamics, changed its name to Schroder ISF Global Demographic Opportunities.

#### Benchmarks: (If applicable)

Some performance differences between the fund and the benchmark may arise because the fund performance is calculated at a different valuation point from the benchmark. The fund is not managed with reference to a benchmark. The comparator benchmark has been selected because the investment manager believes that the benchmark is a suitable comparison for performance purposes given the fund's investment objective and policy.

# Schroders

## Schroder International Selection Fund Global Sustainable Growth

A Accumulation USD | Data as at 31.03.2024

### Source and ratings information

---

**MSCI ESG Research rating:** Produced by MSCI ESG Research as of the “reporting date”. MSCI ESG Research LLC’s (“MSCI ESG”) Fund Metrics and Ratings (the “Information”) provide environmental, social and governance data with respect to underlying securities within more than 31,000 multi-asset class mutual funds and ETFs globally. MSCI ESG is a registered investment adviser under the U.S. Investment Advisers Act of 1940. MSCI ESG materials have not been submitted to, nor received approval from, the U.S. Securities and Exchange Commission or any other regulatory body. None of the Information constitutes an offer to buy or sell, or a promotion or recommendation of, any security, financial instrument or product or trading strategy, nor should it be taken as an indication or guarantee of any future performance, analysis, forecast or prediction. The Information should not be used to determine which securities to buy or sell or when to buy or sell them. The Information is provided “as is” and the user of the Information assumes the entire risk of any use it may make or permit to be made of the Information. Information herein is believed to be reliable but Schroders does not warrant its completeness or accuracy. No responsibility can be accepted for errors of fact or opinion whether on MSCI or Schroders’ part. Reliance should not be placed on the views and information in the document when taking individual investment and/or strategic decisions. Schroders has expressed its own views in this document and these may change. Please note that onward use of the data contained within this document is subject to applicable MSCI licensing requirements. Please note that if you wish to disclose this data for your own purposes, you will need to agree an appropriate licence with MSCI.

Morningstar Rating as at 3/31/2024: © Morningstar 2024. All Rights Reserved. The information contained herein: (1) is proprietary to Morningstar and/or its content providers; (2) may not be copied or distributed; and (3) is not warranted to be accurate, complete or timely. Neither Morningstar nor its content providers are responsible for any damages or losses arising from any use of this information. Past performance is no guarantee of future results.

### Important information

---

The fund has environmental and/or social characteristics within the meaning of Article 8 of Regulation (EU) 2019/2088 on Sustainability-related Disclosures in the Financial Services Sector (the “SFDR”). For information on sustainability-related aspects of this fund please go to [www.Schroders.com](http://www.Schroders.com)