

BDL CONVICTIONS – I SHARE

Investment approach and objectives

BDL Convictions is a Long Only fund invested in European companies (EU + UK + Switzerland + Norway) with market capitalization or revenues over €1 billion. The fund performance relies on a stock picking process, driven by fundamentals and a proprietary research. The fund uses mainly investment decisions from the Long book of BDL Rempart. BDL Convictions follows a "Best-Effort" approach, its entire portfolio is rated ESG (external service provider + internal QIRA methodology).

Risk and Return profile

RISK LEVEL - SRI



The SRI assumes that you hold the Product for the full recommended holding period of at least 5 years

The investor's attention is drawn to the risk factors of the fund, in particular equity risk, credit risk, liquidity risk, counterparty risk, and risks related to derivatives and counterparties

	1 Year	3 Years	5 Years
Outperformance vs Index	-0.6%	-3.5%	0.4%
Fund volatility	12.3%	16.5%	19.9%
Index volatility	10.0%	14.5%	17.6%
Sharpe ratio	1.17	0.47	0.45
Sortino ratio	1.84	0.62	0.53
Calmar ratio	1.37	0.33	0.21
Tracking Error	6.2%	6.8%	8.5%
Information Ratio	2.34	1.14	1.06
Fund Max. drawdown	-10.5%	-23.2%	-42.2%
Recovery (in calendar days)	36	151	343

Contacts

Victorien de Gastines
Head of Business Development - Institutional
Victorien.degastines@bdlcm.com
06 83 35 67 95

Olivier Mariscal
Sales Manager - CGPI
Olivier.mariscal@bdlcm.com
06 76 84 11 13

Monthly Comment

Over the month of March, the BDL Convictions fund posted a performance of +4.8% against a European market (SXXR) of +4.1%.

In terms of portfolio performance, Daimler Truck (+0.8%), as mentioned in the previous monthly report, published its 2023 results on March 1, demonstrating the Group's transformation since its IPO, with a now double-digit industrial margin (10.1%) and cash generation close to €3 billion. The guidance for 2024 also reassured the market, with sales expected to remain stable or increase, an industrial margin estimated at between 9.0% and 10.5%, and a slight increase in cash flow, confirming the resilience of the company's business model. BNP Paribas (+0.7%) rebounded strongly in March after the company provided updated guidance on net income for 2024, indicating that it would increase from adjusted 2023 levels and implementing an additional €400 million cost savings plan. The announcement coincided with a financial industry conference held in London, which attracted a large number of generally optimistic participants. On February 28, Eiffage (+0.6%), in line with Vinci's results, published results in line with the income statement and well above cash flow at €2.3 billion, with an order book up 40%, providing visibility for future years in the infrastructure business. Intesa San Paolo (+0.4%) continued its very strong performance since the start of the year thanks to expectations of solid net interest income, as ECB rate cut forecasts have been revised downwards and pushed back to the second half of 2024. JD Sports (+0.4%) gave further details of its 2023 annual results and published its expectations for 2024. These were 4% below investors' expectations, but a very negative market position, improved reporting (details and frequency) long requested by investors, and a confident management during the call with analysts enabled the share price to recover.

On the detractors' side, JDE peets (-0.3%) fell due to uncertainty over governance, with the dismissal of CEO Fabien Simon and the appointment of interim CEO Luc Vandeveld. On the other hand, Robusta coffee continues to rise (+7.5% in March), which increases input costs for JDEP. We remain shareholders as we see an inflection in market share in Europe since H2 2023, the company is now well invested, and the valuation is very discounted. Just Eat TakeAway (-0.2%) published at the end of March a 2024 guidance just in line with expectations (€450m EBITDA), but we still identify various areas for operational improvement to beat expectations, both on EBITDA and cash flow (€540m and €150m in our view). The Group can count on margin expansion in key countries (UK, Germany). Reckitt (-0.1%) fell due to a judgment in the USA on its infant milk business, with a \$60m award. As there are still several hundred cases pending on the same issue, the market feels that there is too much uncertainty and has therefore wiped out >€7bn of capitalization. We find this reaction disproportionate, since, if there is indeed a fine, the historical average payout for consumer issues (J&J, Bayer) is more like \$100-200k per case. Furthermore, Reckitt claims not to be responsible, has appealed the judgment, is not changing its share buyback policy, and members of the Comex bought shares after the fall (Head Nutrition, Head Health, CFO). Smith & Nephew (-0.1%) underperformed following the publication of annual results which, although in line with expectations at group level, disappointed in the United States, its biggest market. The 2024 forecasts also pointed to an improvement in results, but mainly in the 2nd half.

Past performance is not a reliable indicator of future performance.
They are not constant over time and are not guaranteed.



Calendar Performances

Annualized Performances

	2018	2019	2020	2021	2022	2023		1 year	2 years	3 years	5 years
Fund	-14.4%	28.3%	-5.1%	22.4%	-6.4%	16.3%	Fund	14.4%	10.0%	7.8%	8.9%
Index	-10.8%	26.8%	-2.0%	25.0%	-10.7%	15.8%	Index	15.1%	8.9%	8.8%	8.9%

Cumulated Performances

	YTD	1 Month	3 Months	6 Months	9 Months	1 year	2 years	3 years	Inception
Fund	5.3%	4.8%	5.3%	14.7%	13.5%	14.4%	20.9%	25.1%	44.4%
Index	7.7%	4.1%	7.7%	14.9%	12.5%	15.1%	18.6%	28.7%	51.8%

This is an advertising communication. Please refer to the BDL Convictions prospectus and the key investor information document available on <https://www.bdlcm.com/convictions> before making any final investment decision. The investment being promoted relates to the acquisition of units or shares of a fund, and not of a given underlying asset, such as the shares of a company, as these are only underlying assets held by the fund

BDL CONVICTIONS – I SHARE

Fund Characteristics

Fund manager: Hughes Beuzelin

Co-fund manager : Bastien Bernus

Legal Structure : French Law FCP

Classification : European Equities

Reference Index : STOXX 600 (dividends reinvested)

Currency : EUR

Recommended placement horizon : above 5 years

Eligibility : PEA

Dividends Policy : Accumulation

Registration : France, Luxembourg, Germany, Belgium, Switzerland, Sweden, Austria, Spain

ISIN Code : FR0013289535

Bloomberg Code : BDLCONI FP

Administrative Information

Custodian : CACEIS Bank France

Valuator : CACEIS Fund Administration

Valuation Frequency : Daily

Subscription/Redemption Deadline : Before 2pm CET

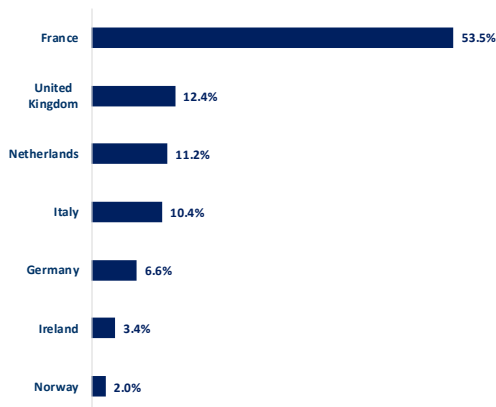
Subscription Fees : 2% max

Redemption Fees : None

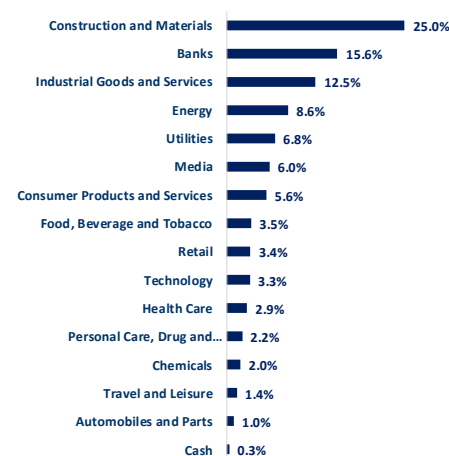
Management Fees : 1.25%

Performance Fees : 20% incl. tax above the capitalised SXXR, only if the fund's performance is positive and with a High Water Mark

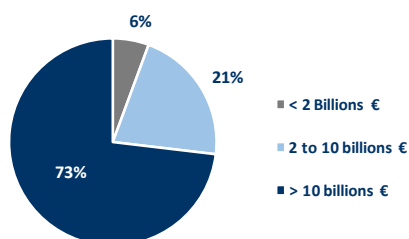
Geographical breakdown



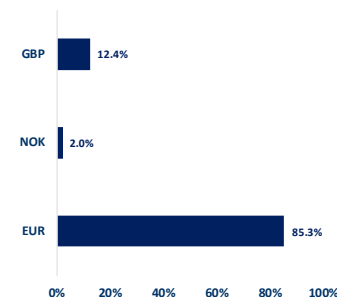
Sector breakdown



Market Capitalization breakdown for the invested net asset



Currency breakdown of invested assets (hedging of currencies)



Main lines	GICS Sectors	Country	Weight
SAINT GOBAIN	Industrials	France	9.0%
EIFFAGE	Industrials	France	8.4%
VINCI SA	Industrials	France	7.5%
VIVENDI SE	Communication Services	France	6.0%
ENGIE	Utilities	France	4.9%

	End of the Month	Average 1 yr	Average 3 yrs	Average 5 yrs
Total number of Long positions	28	27	29	30
% Top 5 Long Positions	35.9%	30.4%	27.6%	25.9%
% Top 10 Long Positions	56.9%	52.2%	48.9%	46.2%
Net Exposure	99.7%	98.7%	96.6%	93.2%

Top 5 Contributors

Stocks	Contributions
DAIMLER TRUCK	0.8%
BNP PARIBAS	0.7%
INTESA SANPAOLO	0.4%
JD SPORTS FASHION	0.4%
ING GROEP NV	0.4%

Top 5 Detractors

Stocks	Detractors
JUST EAT TAKEAWAY	-0.4%
JDE PEET'S NV	-0.3%
VIVENDI SE	-0.2%
SIEMENS AG-REG	-0.1%
RECKITT BENCKISEN	-0.1%



BDL CONVICTIONS – I SHARE

GLOSSARY

Alpha : The alpha measures the performance of a portfolio compared to its benchmark. A negative alpha means that the fund has done less well than its indicator (e.g. the indicator has risen by 10% in one year and the fund has only risen by 6%: its alpha is equal to - 4). A positive alpha characterizes a fund that has done better than its indicator (e.g. the indicator has risen by 6% in one year and the fund has risen by 10%: its alpha is equal to 4).

Bottom-up approach : Investment based on the analysis of companies, where the history, management and potential of the companies in question are considered more important than the general trends of the market or the sector (as opposed to top-down investment).

Beta: Beta measures the existing relationship between fluctuations in the fund's net asset values and fluctuations in the levels of its benchmark. A beta of less than 1 indicates that the fund is "cushioning" the fluctuations of its index (beta = 0.6 means that the fund increases by 6% if the index increases by 10% and decreases by 6% if the index decreases by 10%). A beta greater than 1 indicates that the fund "amplifies" the fluctuations of its index (beta = 1.4 means that the fund rises by 14% when the index rises by 10% but also falls by 14% when the index falls by 10%). A beta lower than 0 indicates that the fund reacts inversely to the fluctuations of its index (beta = -0.6 means that the fund falls by 6% when the index rises by 10% and vice versa).

Sharpe ratio: The Sharpe ratio measures the excess return over the risk-free rate divided by the standard deviation of that return. It is a measure of the marginal return per unit of risk. When it is positive, the higher it is, the more risk is rewarded. A negative Sharpe ratio does not necessarily mean that the portfolio has had a negative performance but that it has been lower than a risk-free investment.

SICAV: Société d'Investissement à Capital Variable (open-ended investment company)

Investment rate/exposure rate: The investment rate corresponds to the amount of assets invested expressed as a % of the portfolio. The exposure rate corresponds to the investment rate plus the impact of derivative strategies. It corresponds to the percentage of real assets exposed to a given risk. Derivative strategies may be designed to increase exposure (boosting strategy) or reduce exposure (immunizing strategy) to the underlying asset.

Net asset value: Price of a unit (in the case of a mutual fund) or a share (in the case of a SICAV).

VaR: The value at risk (VaR) represents the maximum potential loss of an investor on the value of a portfolio of financial assets given a holding horizon (20 days) and a confidence interval (99%). This potential loss is represented as a percentage of the portfolio's total assets. It is calculated from a sample of historical data (over a period of 2 years)

Cyclical stocks: A cyclical stock is, as its name indicates, a stock that will follow a cycle. It is linked to the economic cycle. It will take off in good times of economic recovery or growth and will decline at the slightest downturn. Cyclical stocks therefore have a cyclical evolution.

DISCLAIMER

The purpose of this commercial document is to give information in a simple way on the fund's characteristics. It is intended for French professional investors. This document has been prepared for information purposes only and does not constitute an offer to sell. This document is not and shall not be interpreted or perceived as an offer or solicitation to invest in the fund presented, nor as investment, legal, tax or other advice, nor shall it inspire any investment or decision whatsoever. The information contained in this document is not a substitute for the recipient's own judgment, which must be relied upon. In any event, the information presented is not sufficient to provide an understanding for an informed investment in this product. An investment in one of BDL Capital Management's funds should only be considered after consulting the prospectus. Past performance is not a reliable indicator of future performance. They are not constant over time and are not guaranteed. The investor's attention is drawn to the risk factors of the fund, in particular the credit risk, the liquidity risk, the counterparty risk and the impact of management techniques, particularly Forward Financial Instruments. The fund's benchmark (Capitalised SXXR) is computed excluding dividends, it can be misleading when comparing performances. For more information on the risks to which the fund is exposed, we invite you to consult the fund's DICI, available on request or on the electronic platform www.fundinfo.com. You can find on the website of BDL Capital Management thorough information on the right on claim or a class action in French and English version <https://www.bdlcm.com/informations-reglementaires> BDL Capital Management has the right to decide to stop the commercialization of the funds according to the 93 bis article of the 2009/65/CE guideline and the 32 bis article of the 2011/61/UE guideline. BDL Capital Management | 24 rue du Rocher 75008 Paris | Tél : +33 1 56 90 50 90 | www.bdlcm.com | SAS au capital de 250 000 € | Paris B 481 094 480 - 6630Z | Agrément AMF n°GP-05000003. Performance fees : 20% incl. tax above the capitalised SXXR, only if the fund's performance is positive and with a High Water Mark, annually following the end of the financial year on 31/12 or on the redemption date.

Information for Luxembourg investors

The Fund's articles of incorporation or association, the prospectus and the latest periodical documents (annual and semi-annual reports) of each fund may be obtained on request and free of charge from the Representative and Paying Agent for Luxembourg CACEIS Bank, Luxembourg Branch, 5 allée Scheffer, L-2520 Luxembourg. All information for Luxembourg investors concerning BDL Capital Management or the OPCVM will be published on the website of BDL Capital Management, <https://www.bdlcm.com>.

Information for Swiss Investors

The Regulations, the Prospectus, the Key Investor Information Document (KIID) as well as the annual and semi-annual reports can be obtained on request and free of charge from the representative in Switzerland on request.

The full prospectus of the Fund and the latest annual and interim documents are available free of charge on written request from BDL Capital Management, 24 rue du Rocher - 75008 PARIS. These documents are available in French.

Subscription and redemption requests are centralised each day with the Custodian until 2p.

The net asset value is available on the company's website.

As the fund only offers accumulation units, the tax regime is that of capital gains tax on securities applicable in the holder's country of residence, according to the rules appropriate to his situation. Depending on the tax regime, any capital gains and income linked to the holding of units of the UCITS may be subject to taxation. The investor is advised to check his tax situation with the marketer of the fund.

BDL Capital Management may only be held liable on the basis of statements contained in this document which are misleading, inaccurate or inconsistent with the corresponding parts of the fund's prospectus.

Custodian: CACEIS Bank France, 1-3 place Valhubert, 75206 PARIS Cedex 13

The representative in Switzerland is CACEIS (Switzerland) S.A., Route de Signy 35, CH-1260 Nyon.

The payment service in Switzerland is provided by CACEIS Bank, Paris, Nyon / Switzerland branch, Route de Signy 35, CH-1260 Nyon.